

APPLICATION OF CERTIFICATION
For

TTE Technology Inc.

LCD TV

Brand Name	Model Number
TCL	L26HDF11TA

FCC ID: W8UL26HDF11TA

Prepared for : TTE Technology Inc.
5541 W. 74th St, Indianapolis, IN 46268, U.S.A.

Prepared By: Audix Technology (Shenzhen) Co., Ltd.
No. 6, Ke Feng Rd., 52 Block,
Shenzhen Science & Industrial Park,
Nantou, Shenzhen, Guangdong, China

Tel: (0755) 26639496
Fax: (0755) 26632877

Report Number : ACS-F10111
Date of Test : Apr.29~30, 2010
Date of Report : May.31, 2010

TABLE OF CONTENTS

Description	Page
Test Report Declaration	
1. SUMMARY OF STANDARDS AND RESULTS	1-1
1.1. Description of Standards and Results	1-1
2. GENERAL INFORMATION.....	2-1
2.1. Description of Device (EUT).....	2-1
2.2. Tested Supporting System Details	2-1
2.3. Test Facility	2-4
2.4. Measurement Uncertainty (95% confidence levels, k=2).....	2-4
3. POWER LINE CONDUCTED EMISSION TEST	3-1
3.1. Test Equipment.....	3-1
3.2. Block Diagram of Test Setup.....	3-1
3.3. Power Line Conducted Emission Test Limits	3-1
3.4. Configuration of EUT on Test.....	3-2
3.5. Operating Condition of EUT	3-2
3.6. Test Procedure	3-2
3.7. Conducted Disturbance at Mains Terminals Test Results	3-3
4. RADIATED EMISSION TEST.....	4-1
4.1. Test Equipment.....	4-1
4.2. Block Diagram of Test Setup.....	4-1
4.3. Radiated Emission Limit	4-2
4.4. EUT Configuration on Test	4-3
4.5. Operating Condition of EUT	4-3
4.6. Test Procedure	4-3
4.7. Radiated Disturbance Test Results	4-4
5. PHOTOGRAPH	5-1
5.1. Photos of Power Line Conducted Emission Test.....	5-1
5.2. Photos of Radiated Emission Test (In Anechoic Chamber)	5-2
6. PHOTOS OF THE EUT	6-1

TEST REPORT CERTIFICATION

Applicant : TTE Technology Inc.
 Manufacturer : TCL King Electrical Appliances (Huizhou) Co., Ltd.
 EUT Description : LCD TV
 FCC ID : W8UL26HDF11TA

(A) MODEL NO.& Brand Name	Brand Name	Model Number
:	TCL	L26HDF11TA

(B) SERIAL NO. : N/A

(C) TEST VOLTAGE : AC 120V/60Hz

Measurement Standard Used:

FCC Rules and Regulations Part 15 Subpart B Class B 2008, ANSI C63.4-2003
 ICES-003 Issue 4 February 2004.

The device described above is tested by AUDIX TECHNOLOGY (SHENZHEN) CO., LTD. to determine the maximum emission levels emanating from the device. The maximum emission levels are compared to the FCC Part 15 Subpart B Class B limits both conducted and radiated emissions. The test results are contained in this test report and AUDIX TECHNOLOGY (SHENZHEN) CO., LTD. is assumed of full responsibility for the accuracy and completeness of these tests.

After the test, our opinion is that EUT compliance with the requirement of the above standards.

This report applies to above tested sample only. This report shall not be reproduced in parts without written approval of AUDIX TECHNOLOGY (SHENZHEN) CO., LTD.

Date of Test: Apr.29~30, 2010

Prepared by: Edie Huang
 Edie Huang / Assistant

Reviewer: Richzhy Zhong
 Richzhy Zhong / Assistant Manager



Approved & Authorized Signer: Ken Lu
 Ken Lu / Manager

1. SUMMARY OF STANDARDS AND RESULTS

1.1. Description of Standards and Results

The EUT have been tested according to the applicable standards as referenced below.

EMISSION			
Description of Test Item	Standard	Limits	Results
Power Line Conducted Emission Test	FCC Part 15: 2008 ANSI C63.4: 2003	Class B	PASS
Radiated Emission Test	FCC Part 15: 2008 ANSI C63.4: 2003	Class B	PASS

2. GENERAL INFORMATION

2.1. Description of Device (EUT)

Description : LCD TV

Model Number :	Brand Name	Model Number
	TCL	L26HDF11TA

FCC ID : W8UL26HDF11TA

Frequencies used : and generated within device	X54M1	45-OSC54M-0Y1CR	54000000Hz
	LVDS CLOCK	80MHz	
	IF	45.75MHz	
	DC-DC	U302->385KHz	U303->1MHz
	DDR	440MHz	
	AMP IIS	384KHz	

Applicant : TTE Technology Inc.
5541 W. 74th St, Indianapolis, IN 46268, U.S.A.

Manufacturer : TCL King Electrical Appliances (Huizhou) Co., Ltd.
Section 19, Zhongkai Development Zone for New & High-Level
Tech Industries, Huizhou, Guangdong Province, China, 516006.

Power Cord : Unshielded, Undetachable, 1.5m

Date of Test : Apr.29~30, 2010

Date of Receipt : Apr.27, 2010

Sample Type : Prototype production

2.2. Tested Supporting System Details

2.2.1. PERSONAL COMPUTER

EMC CODE : Test PC N
M/N : Studio 540
S/N : J14XK2X
Manufacturer : DELL
Power cord : Unshielded, Detachable, 1.8m
FCC ID : By DoC
BSMI ID : R33002
Display Card : HD3650
(Display port+DVI+HDMI)

2.2.2.PRINTER

EMC CODE : ACS-EMC-PT04
M/N : C9079A
Manufacturer : HP
USB Cable : Shielded, Detachable, 1.8m
Power Cord : Unshielded, Detachable, 1.8m
FCC ID : By DoC
BSMI ID : R33001
Power Adaptor : Manufacturer: HP
M/N: 0957-2119
BSMI ID: R33030
DC Cable: Unshielded, Detachable, 1.5m

2.2.3.USB KEYBOARD

EMC CODE : ACS-EMC-K04R
M/N : SK-8115
S/N : CN-ODJ313-71616-6BB-049J
Manufacturer : DELL
Data Cable : Shielded, Undetachable, 2.0m
FCC ID : By DoC
BSMI ID : T3A002

2.2.4.USB MOUSE

EMC CODE : ACS-EMC-M05R
M/N : M028UOL
S/N : 44N1421
Manufacturer : Lenovo
Data Cable : Shielded, Undetachable, 1.8m
FCC ID : By DoC
BSMI ID : R41108

2.2.5.HDD

EMC CODE : ACS-EMC-HDD04
M/N : F12-UF
S/N : A0100215-5390002
Manufacturer : Terasys
Data Cable : Shielded, Detachable, 1.8m
FCC ID : By DoC
BSMI ID : 4912A022

2.2.6.Headphone

EMC CODE	:	ACS-EMC-EP03
M/N	:	OV880V
Manufacturer	:	OVANN
Data Cable	:	Shielded, Undetachabled, 4.0m

2.2.7.Cables

Audio Cable	:	Shielded, Detachable, 1.7m
HDMI Cable	:	Shielded, Detachable, 1.4m
VGA Cable	:	Shielded, Detachable, 1.4m

2.3. Test Facility

Site Description

- Name of Firm : Audix Technology (Shenzhen) Co., Ltd.
No. 6, Ke Feng Rd., 52 Block, Shenzhen
Science & Industrial Park, Nantou,
Shenzhen, Guangdong, China
- 3m Anechoic Chamber : Mar. 31, 2009 File on Federal
Communication Commission
Registration Number: 90454
- 3m & 10m Anechoic Chamber : Dec.30, 2009 File on Federal
Communication Commission
Registration Number: 794232
- EMC Lab. : Accredited by DATech, German
Registration Number: DAT-P-091/99-01
Feb,02, 2009
- Accredited by NVLAP, USA
NVLAP Code: 200372-0
Apr. 01, 2010

2.4. Measurement Uncertainty (95% confidence levels, k=2)

Test Item	Uncertainty
Uncertainty for Conduction emission test in No. 1 Conduction	2.40dB
Uncertainty for Radiation Emission test in 3m chamber	3.82 dB (Polarize: V)
	4.32 dB (Polarize: H)
Uncertainty for test site temperature and humidity	0.6°C
	3%

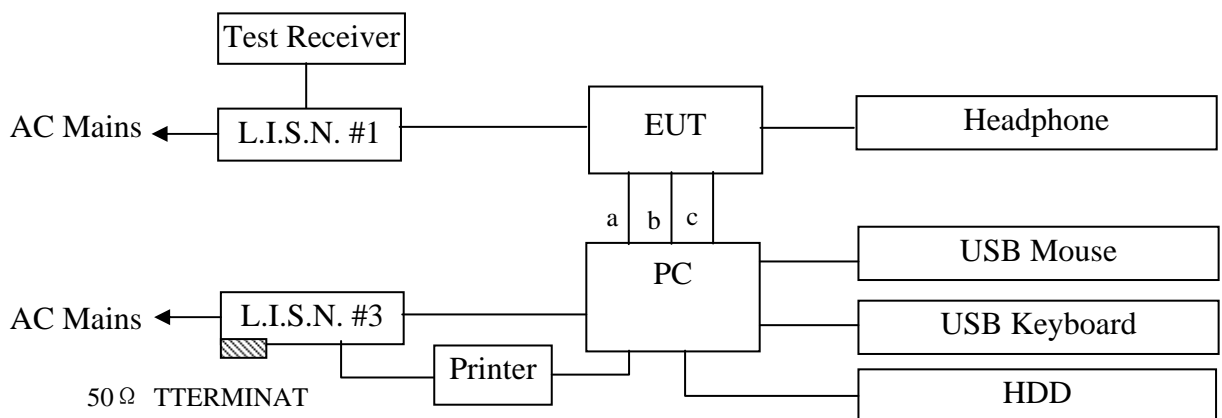
3. POWER LINE CONDUCTED EMISSION TEST

3.1. Test Equipment

Item	Equipment	Manufacturer	Model No.	Serial No.	Last Cal.	Cal. Interval
1	Test Receiver	Rohde & Schwarz	ESHS20	836600/006	May.08, 10	1 Year
2	L.I.S.N.#1	Rohde & Schwarz	ESH2-Z5	834066/011	Mar.30, 10	1 Year
3	L.I.S.N.#3	Kyoritsu	KNW-242C	8-1920-1	May.08, 10	1 Year
4	Terminator	Hubersuhner	50Ω	No. 1	May.08, 10	1 Year
5	RF Cable	Fujikura	3D-2W	LISN Cable 1#	May.08, 10	1 Year
6	Coaxial Switch	Anritsu	MP59B	M55367	May.08, 10	1 Year
7	Pulse Limiter	Rohde & Schwarz	ESH3-Z2	100341	May.08, 10	1 Year

3.2. Block Diagram of Test Setup

3.2.1. Block diagram of connection between the EUT and simulators



a: Audio Cable
b: HDMI
c: VGA Cable

(EUT: LCD TV)

3.3. Power Line Conducted Emission Test Limits

Frequency	Maximum RF Line Voltage	
	Quasi-Peak Level dB(μV)	Average Level dB(μV)
150kHz ~ 500kHz	66 ~ 56*	56 ~ 46*
500kHz ~ 5MHz	56	46
5MHz ~ 30MHz	60	50

Notes: 1. * Decreasing linearly with logarithm of frequency.

2. The lower limit shall apply at the transition frequencies.

3.4. Configuration of EUT on Test

The following equipment are installed on Power Line Conducted Emission Test to meet the commission requirement and operating regulations in a manner which tends to maximize its emission characteristics in a normal application.

3.4.1. LCD TV (EUT)

Model Number : L26HDF11TA
Serial Number : N/A

3.4.2. Support Equipment : As Tested Supporting System Detail, in Section 2.2.

3.5. Operating Condition of EUT

3.5.1. Setup the EUT and simulator as shown as Section 3.2.

3.5.2. Turn on the power of all equipment.

3.5.3. Let the EUT work in test mode (Running “H” Pattern and 1kHz Playing 640*480 60Hz/ Running “H” Pattern and 1kHz Playing 800*600 60Hz / Running “H” Pattern and 1kHz Playing 1024*768 60Hz / HDMI 1080P), use white letters on a black background, set the contrast control to maximum, set the brightness control to maximum and measure it.

3.6. Test Procedure

The EUT was placed on a non-metallic table, 80cm above the ground plane. The EUT Power connected to the power mains through a line impedance stabilization network (L.I.S.N. 1#). This provided a 50-ohm coupling impedance for the EUT (Please refer to the block diagram of the test setup and photographs). The other peripheral devices power cord connected to the power mains through a line impedance stabilization network (L.I.S.N.#3). Both sides of power line were checked for maximum conducted interference. In order to find the maximum emission, the relative positions of equipments and all of the interface cables were changed according to ANSI C63.4-2003 on conducted Emission test.

The bandwidth of test receiver (R&S TEST RECEIVER ESHS20) is set at 10kHz.

The frequency range from 150kHz to 30MHz is checked. The test result are reported on Section 3.7.

3.7. Conducted Disturbance at Mains Terminals Test Results

PASS. (All emissions not reported below are too low against the prescribed limits.)

The EUT with the following test modes were tested and selected (mode 3 & 4) to read Q.P values and Average values, all the test results are listed in next pages.

EUT: LCD TV

Model No. : L26HDF11TA

Test Date: Apr.30, 2010

Temperature: 23°C

Humidity: 54%

The details of test modes are as follows :

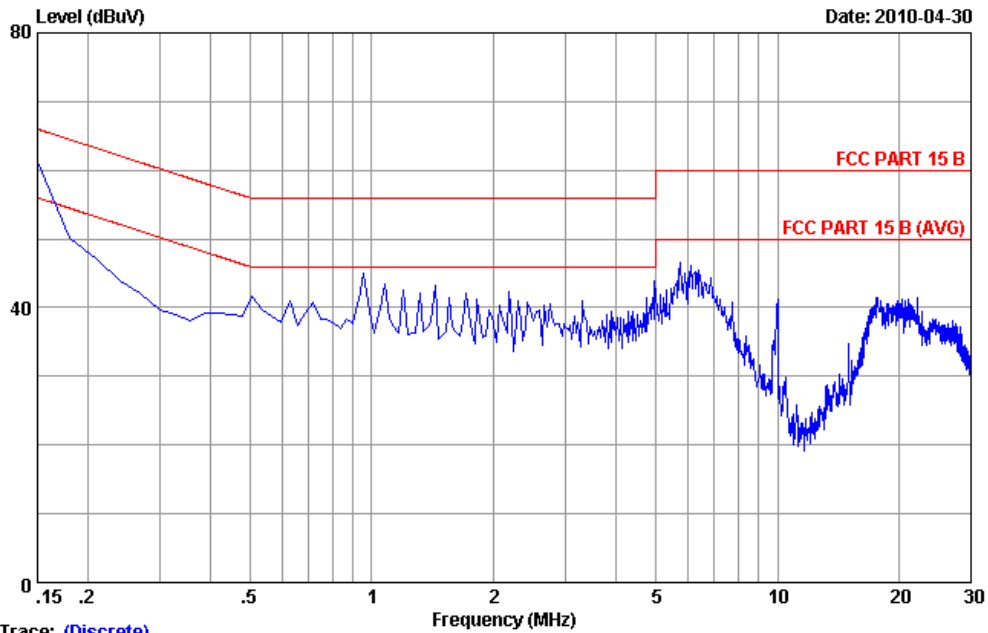
NO.	Resolution & Frequency	Reference Test Data No.	
		VA	VB
1.	VGA 640*480 60Hz	#5	#6
2.	VGA 800*600 60Hz	#4	#3
3. ※	VGA 1024*768 60Hz	#1	#2
4.	HDMI1 1080P	#8	#7
5.	HDMI2 1080P	#9	#10
6.	HDMI3 1080P	#12	#11

(※ Worst test mode)



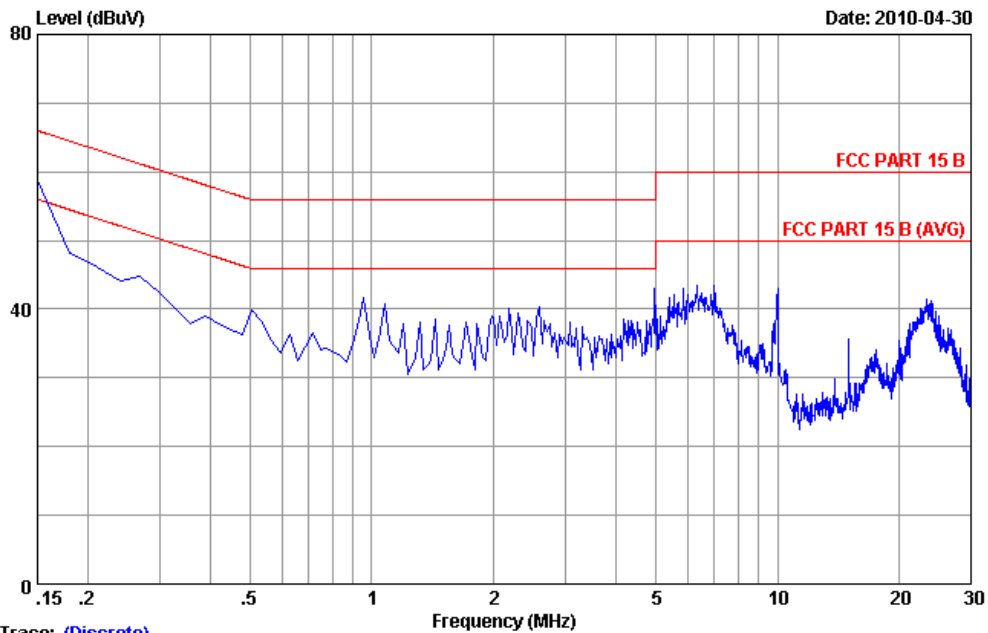
NO.6 Ke Feng Road,Block 52,
Shenzhen Science&Industry Park
Nantou, Shenzhen,Guang dong, China.
Tel:+86-755-26639495
Fax:+86-755-26632877
Postcode:518057

Data: 5 File: D:\DATA\2010 REPORT\TCL\ACS10Q0777.EM6 (114)



Trace: (Discrete)
Site no :Audix No.1 Conduction Data no :5
Dis./Ant. **: 2009 ESH2-25 LINE
Limit :FCC PART 15 B
Env./Ins. :Temp:23'C Humi:54% Engineer :Frank-Li
EUT :LCD TV M/N:L26HDF11TA
Power Rating :AC 120V/60Hz
Test Mode :Runing "H" Pattern And 1KHz Signal
VGA:640*480@60Hz

Data: 6 File: D:\DATA\2010 REPORT\TCL\ACS10Q0777.EM6 (114)

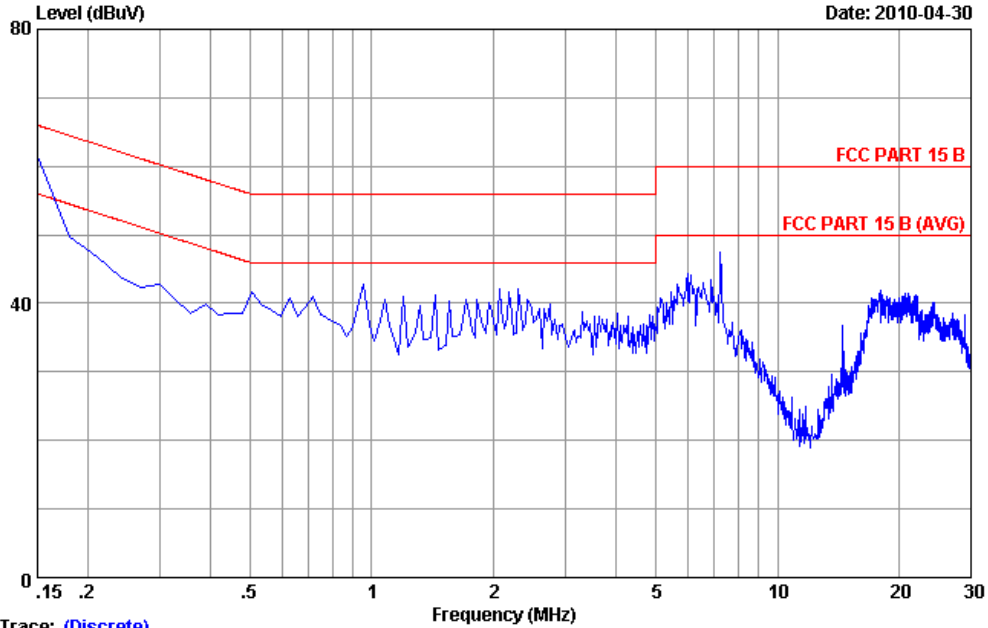


Trace: (Discrete)
Site no :Audix No.1 Conduction Data no :6
Dis./Ant. **: 2009 ESH2-25 NEUTRAL
Limit :FCC PART 15 B
Env./Ins. :Temp:23'C Humi:54% Engineer :Frank-Li
EUT :LCD TV M/N:L26HDF11TA
Power Rating :AC 120V/60Hz
Test Mode :Runing "H" Pattern And 1KHz Signal
VGA:640*480@60Hz



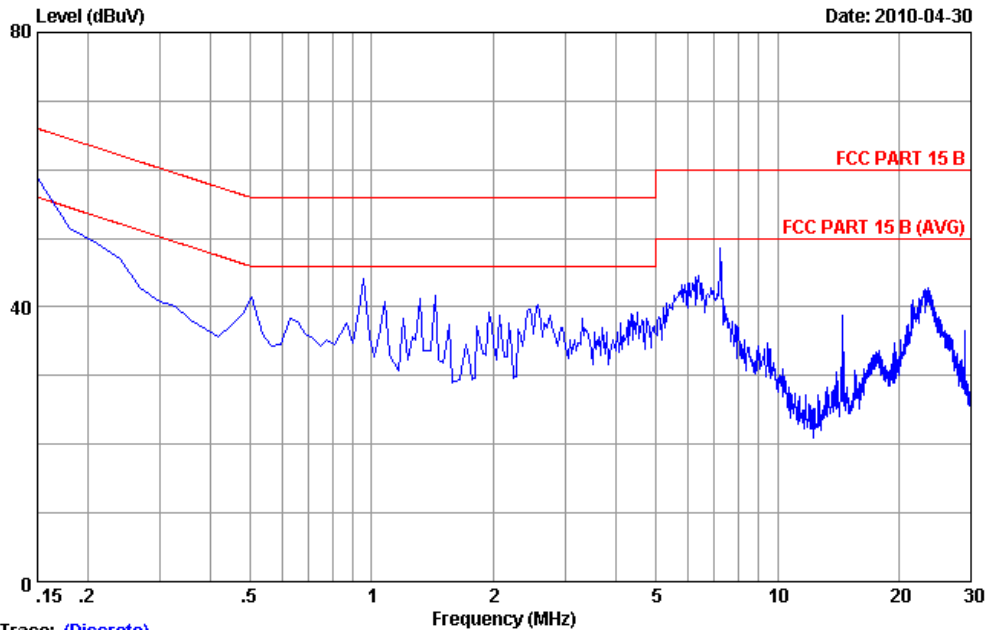
NO.6 Ke Feng Road,Block 52,
Shenzhen Science&Industry Park
Nantou, Shenzhen,Guang dong, China.
Tel:+86-755-26639495
Fax:+86-755-26632877
Postcode:518057

Data: 4 File: D:\DATA\2010 REPORT\TCL\ACS10Q0777.EM6 (114) Date: 2010-04-30



Trace: (Discrete)
Site no :Audix No.1 Conduction Data no :4
Dis./Ant. **: 2009 ESH2-25 LINE
Limit :FCC PART 15 B
Env./Ins. :Temp:23°C Humi:54% Engineer :Frank-Li
EUT :LCD TV M/N:L26HDF11TA
Power Rating :AC 120V/60Hz
Test Mode :Runing "H" Pattern And 1KHz Signal
VGA:800*600@60Hz

Data: 3 File: D:\DATA\2010 REPORT\TCL\ACS10Q0777.EM6 (114) Date: 2010-04-30

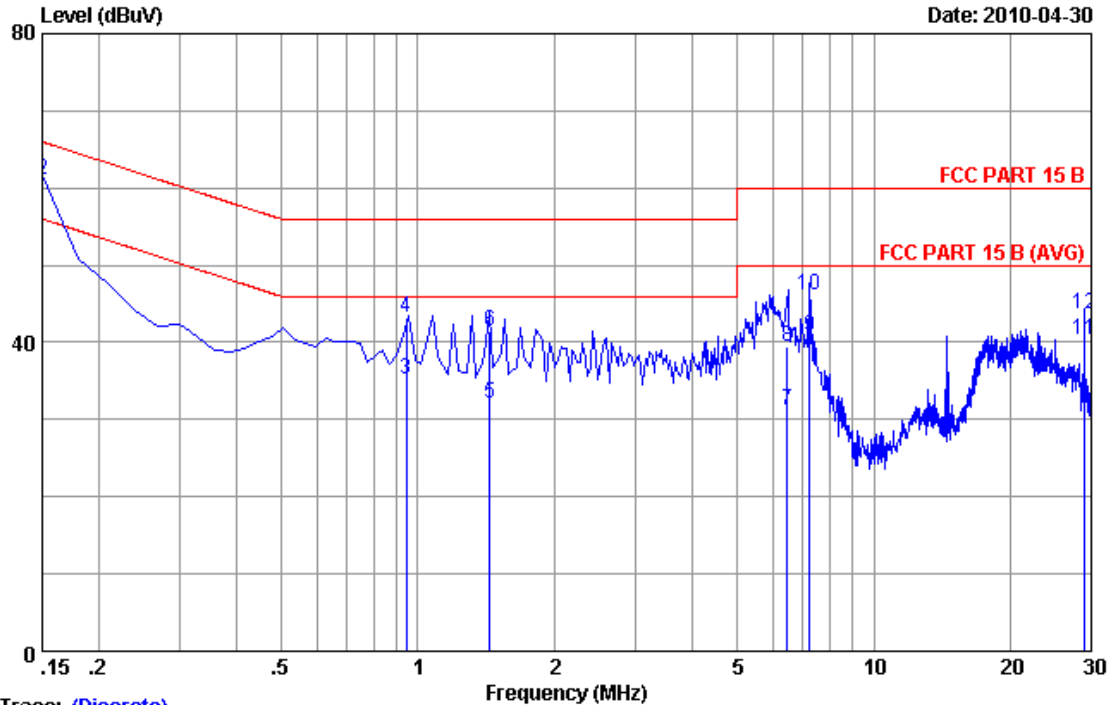


Trace: (Discrete)
Site no :Audix No.1 Conduction Data no :3
Dis./Ant. **: 2009 ESH2-25 NEUTRAL
Limit :FCC PART 15 B
Env./Ins. :Temp:23°C Humi:54% Engineer :Frank-Li
EUT :LCD TV M/N:L26HDF11TA
Power Rating :AC 120V/60Hz
Test Mode :Runing "H" Pattern And 1KHz Signal
VGA:800*600@60Hz



NO.6 Ke Feng Road,Block 52,
Shenzhen Science&Industry Park
Nantou, Shenzhen,Guang dong, China.
Tel:+86-755-26639495
Fax:+86-755-26632877
Postcode:518057

Data: 1 File: D:\DATA\2010 REPORT\TCL\ACS10Q0777.EM6 (114)



Trace: (Discrete)

Site no :Audix No.1 Conduction Data no :1
 Dis./Ant. **: 2009 ESH2-25 LINE
 Limit :FCC PART 15 B
 Env./Ins. :Temp:23'C Humi:54% Engineer :Frank-Li
 EUT :LCD TV M/N:L26HDF11TA
 Power Rating :AC 120V/60Hz
 Test Mode :Runing "H" Pattern And 1KHz Signal
 VGA:1024*768@60Hz

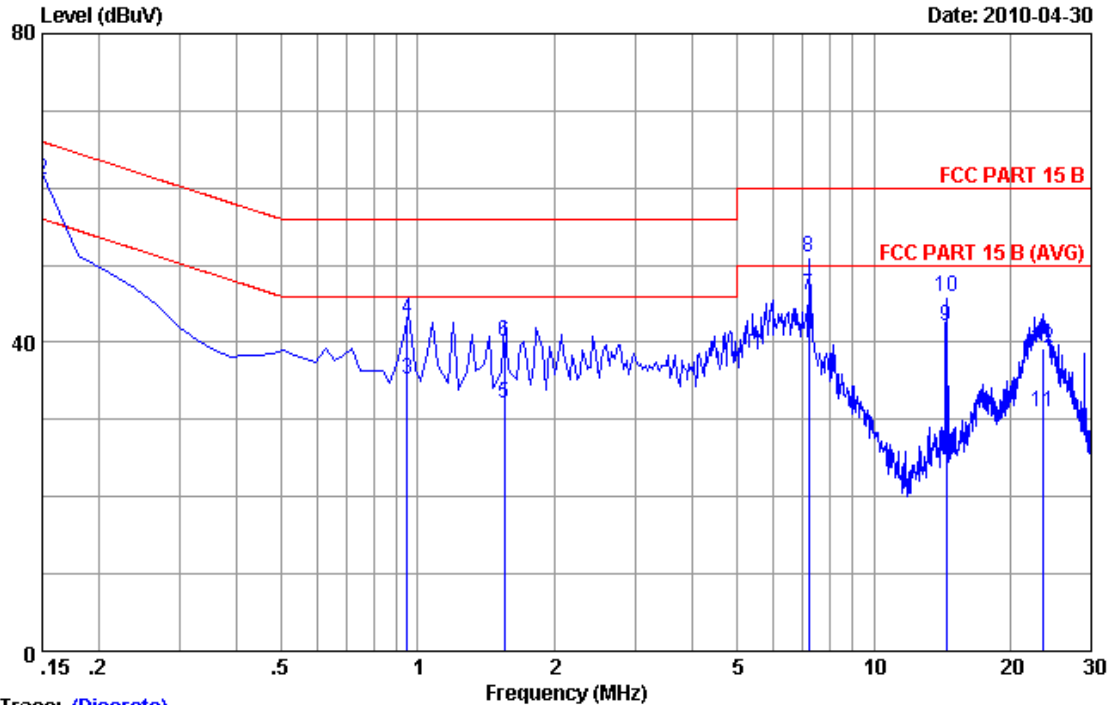
No	Freq (MHz)	LISN Factor (dB)	Cable Loss (dB)	Reading (dBUV)	Emission Level (dBUV)	Limits (dBUV)	Margin (dB)	Remark
1	0.15000	0.21	9.88	33.10	43.19	56.00	12.81	Average
2	0.15000	0.21	9.88	51.00	61.09	66.00	4.91	QP
3	0.94500	0.20	9.89	25.20	35.29	46.00	10.71	Average
4	0.94500	0.20	9.89	33.10	43.19	56.00	12.81	QP
5	1.440	0.21	9.89	22.10	32.20	46.00	13.80	Average
6	1.440	0.21	9.89	31.40	41.50	56.00	14.50	QP
7	6.470	0.32	9.92	20.90	31.14	50.00	18.86	Average
8	6.470	0.32	9.92	29.10	39.34	60.00	20.66	QP
9	7.220	0.33	9.93	30.60	40.86	50.00	9.14	Average
10	7.220	0.33	9.93	35.80	46.06	60.00	13.94	QP
11	28.900	0.78	10.03	29.50	40.31	50.00	9.69	Average
12	28.900	0.78	10.03	32.90	43.71	60.00	16.29	QP

Remarks: 1.Emission Level=LISN Factor+Cable Loss+Reading.
 2.If the average limit is met when using a quasi-peak detector.
 the EUT shall be deemed to meet both limits and measurement
 with average detector is unnecessary.



NO.6 Ke Feng Road,Block 52,
Shenzhen Science&Industry Park
Nantou, Shenzhen,Guang dong, China.
Tel:+86-755-26639495
Fax:+86-755-26632877
Postcode:518057

Data: 2 File: D:\DATA\2010 REPORT\TCL\ACS10Q0777.EM6 (114)



Trace: (Discrete)

Site no :Audix No.1 Conduction Data no :2
 Dis./Ant. **: 2009 ESH2-25 NEUTRAL
 Limit :FCC PART 15 B
 Env./Ins. :Temp:23'C Humi:54% Engineer :Frank-Li
 EUT :LCD TV M/N:L26HDF11TA
 Power Rating :AC 120V/60Hz
 Test Mode :Runing "H" Pattern And 1KHz Signal
 VGA:1024*768@60Hz

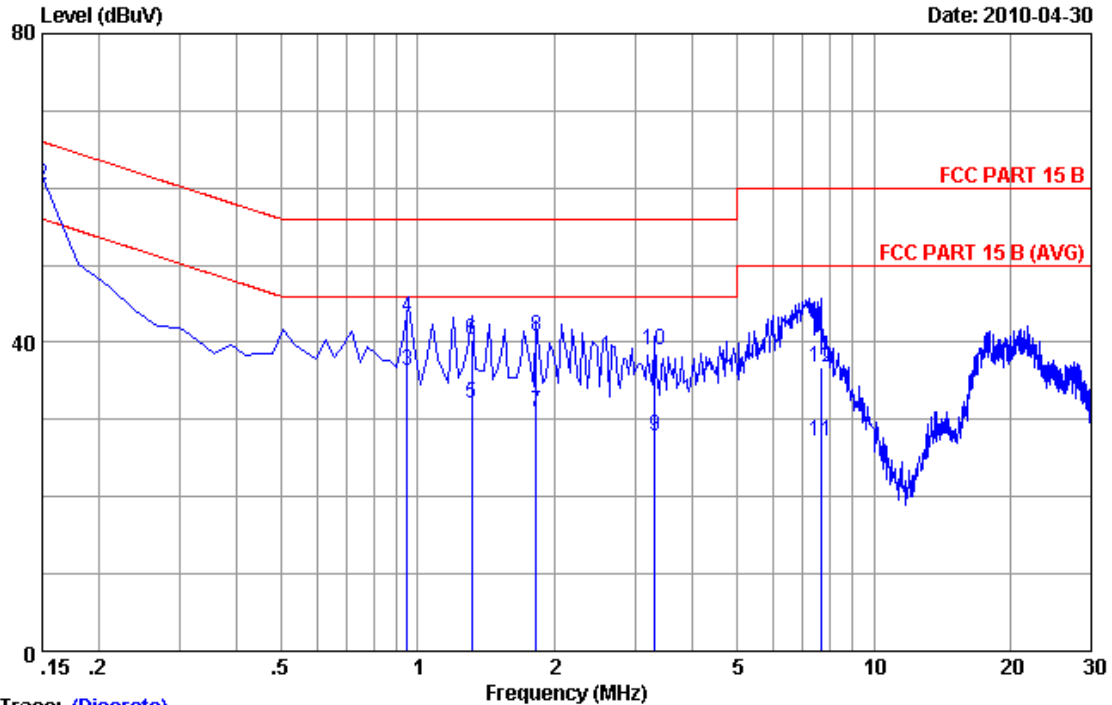
No	Freq (MHz)	LISN Factor (dB)	Cable Loss (dB)	Reading (dBuV)	Emission Level (dBuV)	Limits (dBuV)	Margin (dB)	Remark
1	0.15000	0.20	9.88	32.70	42.78	56.00	13.22	Average
2	0.15000	0.20	9.88	50.90	60.98	66.00	5.02	QP
3	0.94700	0.19	9.89	25.20	35.28	46.00	10.72	Average
4	0.94700	0.19	9.89	33.00	43.08	56.00	12.92	QP
5	1.550	0.20	9.89	21.91	32.00	46.00	14.00	Average
6	1.550	0.20	9.89	30.11	40.20	56.00	15.80	QP
7	7.200	0.30	9.93	36.00	46.23	50.00	3.77	Average
8	7.200	0.30	9.93	40.80	51.03	60.00	8.97	QP
9	14.450	0.33	9.97	31.80	42.10	50.00	7.90	Average
10	14.450	0.33	9.97	35.70	46.00	60.00	14.00	QP
11	23.610	0.38	10.04	20.60	31.02	50.00	18.98	Average
12	23.610	0.38	10.04	28.90	39.32	60.00	20.68	QP

Remarks: 1.Emission Level=LISN Factor+Cable Loss+Reading.
 2.If the average limit is met when using a quasi-peak detector.
 the EUT shall be deemed to meet both limits and measurement
 with average detector is unnecessary.



NO.6 Ke Feng Road,Block 52,
Shenzhen Science&Industry Park
Nantou, Shenzhen,Guang dong, China.
Tel:+86-755-26639495
Fax:+86-755-26632877
Postcode:518057

Data: 8 File: D:\DATA\2010 REPORT\TCL\ACS10Q0777.EM6 (114)



Trace: (Discrete)

Site no :Audix No.1 Conduction Data no :8
 Dis./Ant. **: 2009 ESH2-25 LINE
 Limit :FCC PART 15 B
 Env./Ins. :Temp:23'C Humi:54% Engineer :Frank-Li
 EUT :LCD TV M/N:L26HDF11TA
 Power Rating :AC 120V/60Hz
 Test Mode :Runing "H" Pattern And 1KHz Signal
 HDMI1:1080P

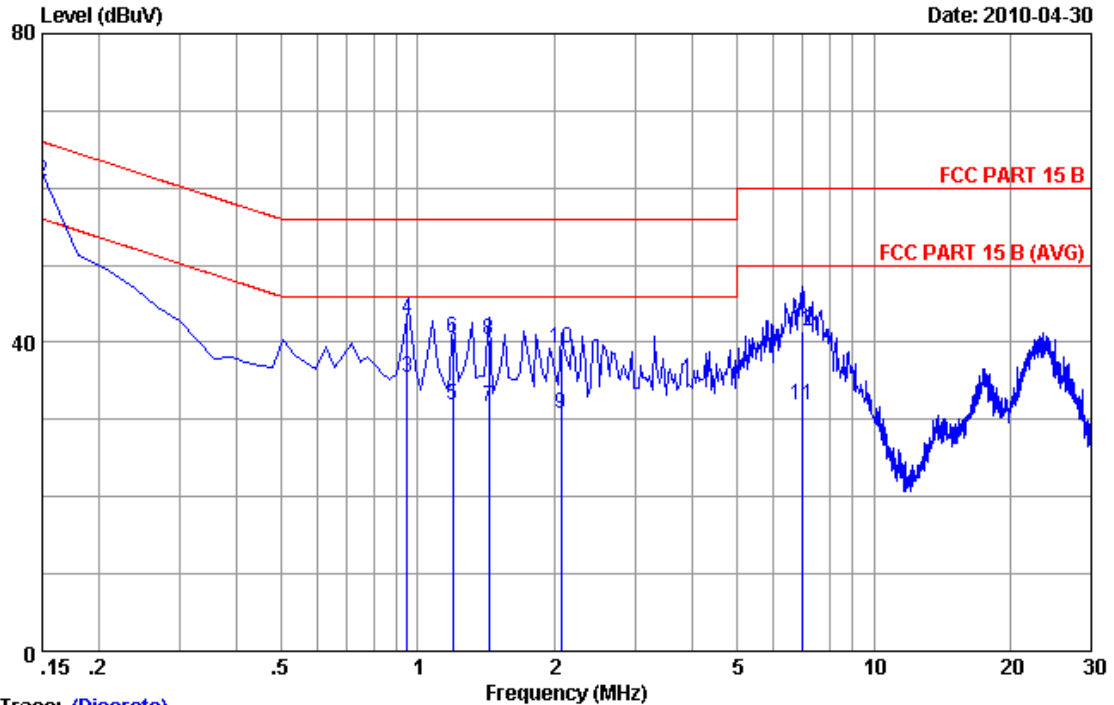
No	Freq (MHz)	LISN Factor (dB)	Cable Loss (dB)	Reading (dBUV)	Emission Level (dBUV)	Limits (dBUV)	Margin (dB)	Remark
1	0.15000	0.21	9.88	31.80	41.89	56.00	14.11	Average
2	0.15000	0.21	9.88	50.20	60.29	66.00	5.71	QP
3	0.94800	0.20	9.89	26.20	36.29	46.00	9.71	Average
4	0.94800	0.20	9.89	33.20	43.29	56.00	12.71	QP
5	1.310	0.20	9.89	22.00	32.09	46.00	13.91	Average
6	1.310	0.20	9.89	30.30	40.39	56.00	15.61	QP
7	1.822	0.21	9.89	20.80	30.90	46.00	15.10	Average
8	1.822	0.21	9.89	30.76	40.86	56.00	15.14	QP
9	3.314	0.26	9.91	17.60	27.77	46.00	18.23	Average
10	3.314	0.26	9.91	28.72	38.89	56.00	17.11	QP
11	7.640	0.33	9.93	17.00	27.26	50.00	22.74	Average
12	7.640	0.33	9.93	26.60	36.86	60.00	23.14	QP

Remarks: 1.Emission Level=LISN Factor+Cable Loss+Reading.
 2.If the average limit is met when using a quasi-peak detector.
 the EUT shall be deemed to meet both limits and measurement
 with average detector is unnecessary.



NO.6 Ke Feng Road,Block 52,
Shenzhen Science&Industry Park
Nantou, Shenzhen,Guang dong, China.
Tel:+86-755-26639495
Fax:+86-755-26632877
Postcode:518057

Data: 7 File: D:\DATA\2010 REPORT\TCL\ACS10Q0777.EM6 (114)



Trace: (Discrete)

Site no :Audix No.1 Conduction Data no :7
 Dis./Ant. **: 2009 ESH2-25 NEUTRAL
 Limit :FCC PART 15 B
 Env./Ins. :Temp:23'C Humi:54% Engineer :Frank-Li
 EUT :LCD TV M/N:L26HDF11TA
 Power Rating :AC 120V/60Hz
 Test Mode :Runing "H" Pattern And 1KHz Signal
 HDMI1:1080P

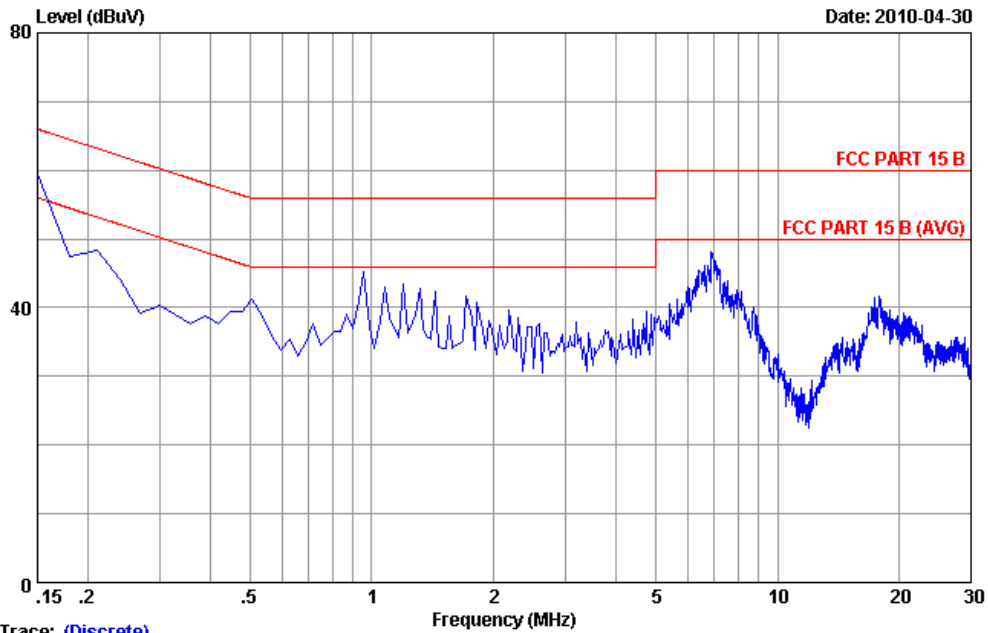
No	Freq (MHz)	LISN Factor (dB)	Cable Loss (dB)	Reading (dBUV)	Emission Level (dBUV)	Limits (dBUV)	Margin (dB)	Remark
1	0.15000	0.20	9.88	32.80	42.88	56.00	13.12	Average
2	0.15000	0.20	9.88	50.80	60.88	66.00	5.12	QP
3	0.94600	0.19	9.89	25.40	35.48	46.00	10.52	Average
4	0.94600	0.19	9.89	32.90	42.98	56.00	13.02	QP
5	1.195	0.19	9.89	21.80	31.88	46.00	14.12	Average
6	1.195	0.19	9.89	30.48	40.56	56.00	15.44	QP
7	1.430	0.20	9.89	21.60	31.69	46.00	14.31	Average
8	1.430	0.20	9.89	30.30	40.39	56.00	15.61	QP
9	2.060	0.21	9.90	20.60	30.71	46.00	15.29	Average
10	2.060	0.21	9.90	29.22	39.33	56.00	16.67	QP
11	6.980	0.30	9.92	21.60	31.82	50.00	18.18	Average
12	6.980	0.30	9.92	31.30	41.52	60.00	18.48	QP

Remarks: 1.Emission Level=LISN Factor+Cable Loss+Reading.
 2.If the average limit is met when using a quasi-peak detector.
 the EUT shall be deemed to meet both limits and measurement
 with average detector is unnecessary.



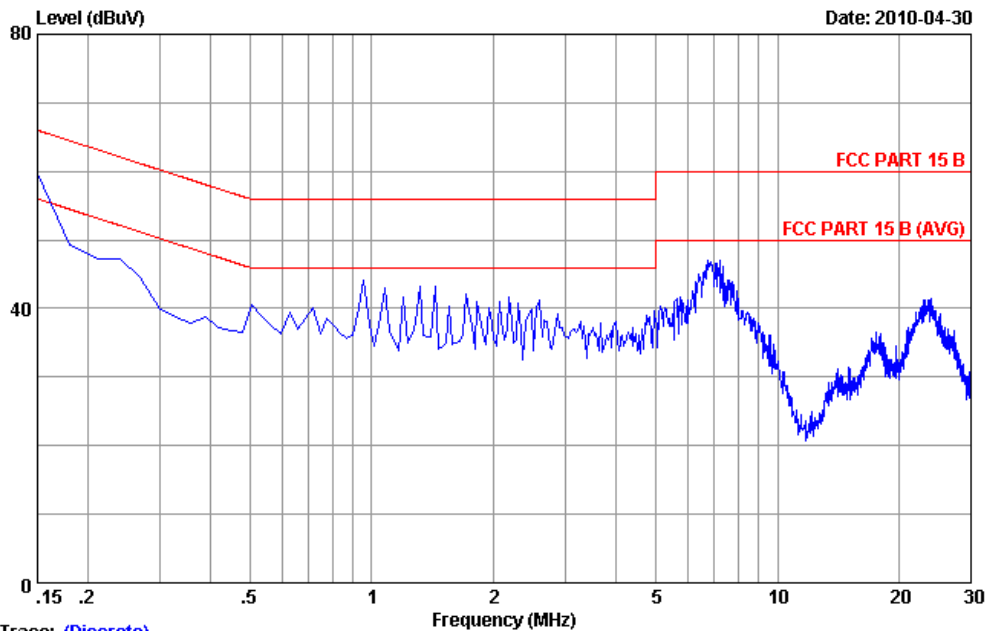
NO.6 Ke Feng Road,Block 52,
Shenzhen Science&Industry Park
Nantou, Shenzhen,Guang dong, China.
Tel:+86-755-26639495
Fax:+86-755-26632877
Postcode:518057

Data: 9 File: D:\DATA\2010 REPORT\TCL\ACS10Q0777.EM6 (114)



Trace: (Discrete)
Site no :Audix No.1 Conduction Data no :9
Dis./Ant. **: 2009 ESH2-25 LINE
Limit :FCC PART 15 B
Env./Ins. :Temp:23'C Humi:54% Engineer :Frank-Li
EUT :LCD TV M/N:L26HDF11TA
Power Rating :AC 120V/60Hz
Test Mode :Runing "H" Pattern And 1KHz Signal
HDMI2:1080P

Data: 10 File: D:\DATA\2010 REPORT\TCL\ACS10Q0777.EM6 (114)

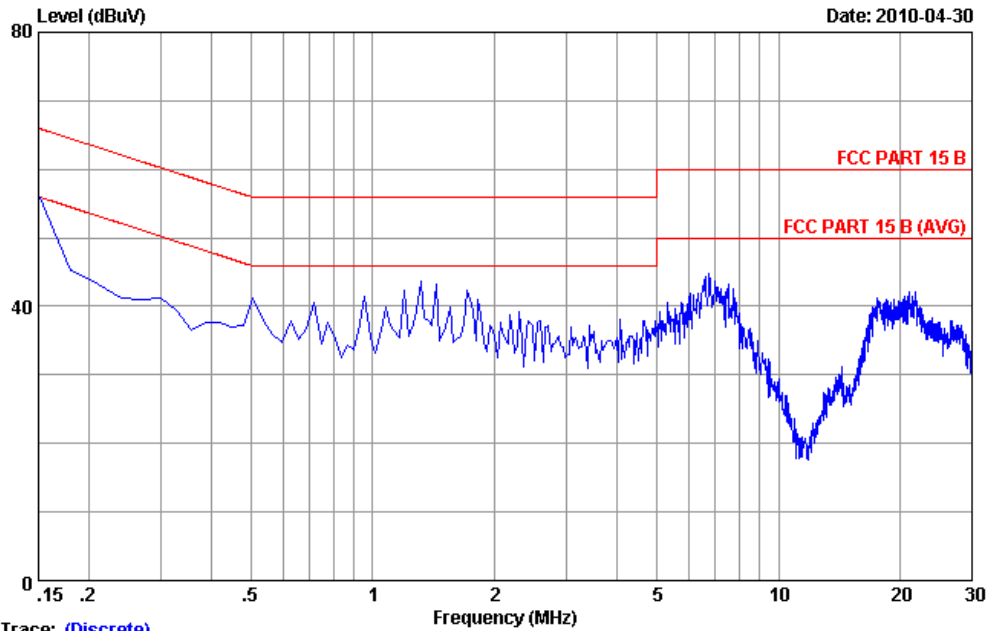


Trace: (Discrete)
Site no :Audix No.1 Conduction Data no :10
Dis./Ant. **: 2009 ESH2-25 NEUTRAL
Limit :FCC PART 15 B
Env./Ins. :Temp:23'C Humi:54% Engineer :Frank-Li
EUT :LCD TV M/N:L26HDF11TA
Power Rating :AC 120V/60Hz
Test Mode :Runing "H" Pattern And 1KHz Signal
HDMI2:1080P



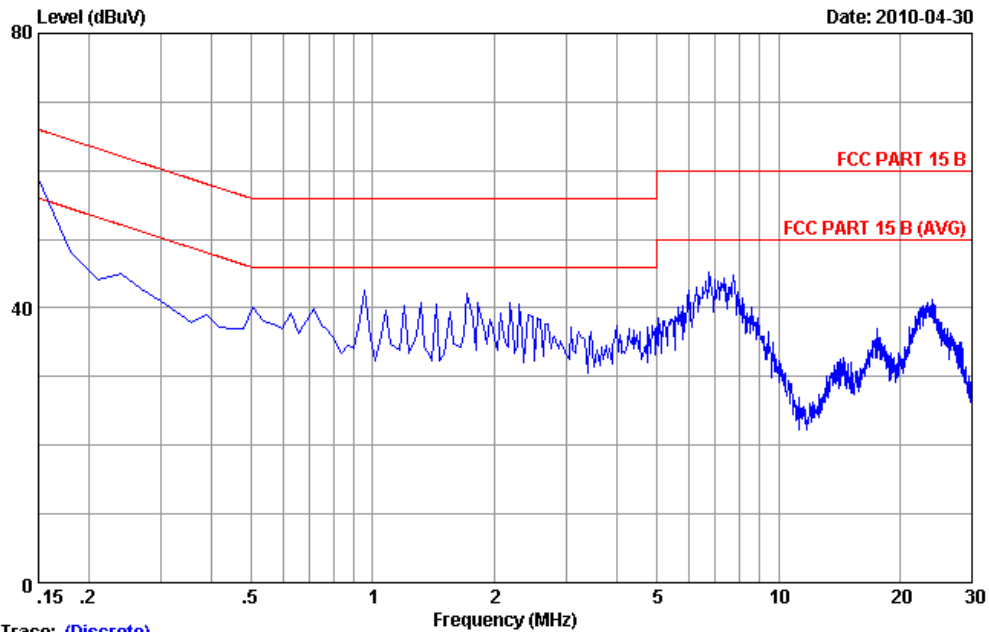
NO.6 Ke Feng Road,Block 52,
Shenzhen Science&Industry Park
Nantou, Shenzhen,Guang dong, China.
Tel:+86-755-26639495
Fax:+86-755-26632877
Postcode:518057

Data: 12 File: D:\DATA\2010 REPORT\TCL\ACS10Q0777.EM6 (114) Date: 2010-04-30



Trace: (Discrete)
Site no :Audix No.1 Conduction Data no :12
Dis./Ant. **: 2009 ESH2-25 LINE
Limit :FCC PART 15 B
Env./Ins. :Temp:23°C Humi:54% Engineer :Frank-Li
EUT :LCD TV M/N:L26HDF11TA
Power Rating :AC 120V/60Hz
Test Mode :Runing "H" Pattern And 1KHz Signal
HDMI3:1080P

Data: 11 File: D:\DATA\2010 REPORT\TCL\ACS10Q0777.EM6 (114) Date: 2010-04-30



Trace: (Discrete)
Site no :Audix No.1 Conduction Data no :11
Dis./Ant. **: 2009 ESH2-25 NEUTRAL
Limit :FCC PART 15 B
Env./Ins. :Temp:23°C Humi:54% Engineer :Frank-Li
EUT :LCD TV M/N:L26HDF11TA
Power Rating :AC 120V/60Hz
Test Mode :Runing "H" Pattern And 1KHz Signal
HDMI3:1080P

4. RADIATED EMISSION TEST

4.1. Test Equipment

4.1.1. For frequency range 30MHz~1000MHz

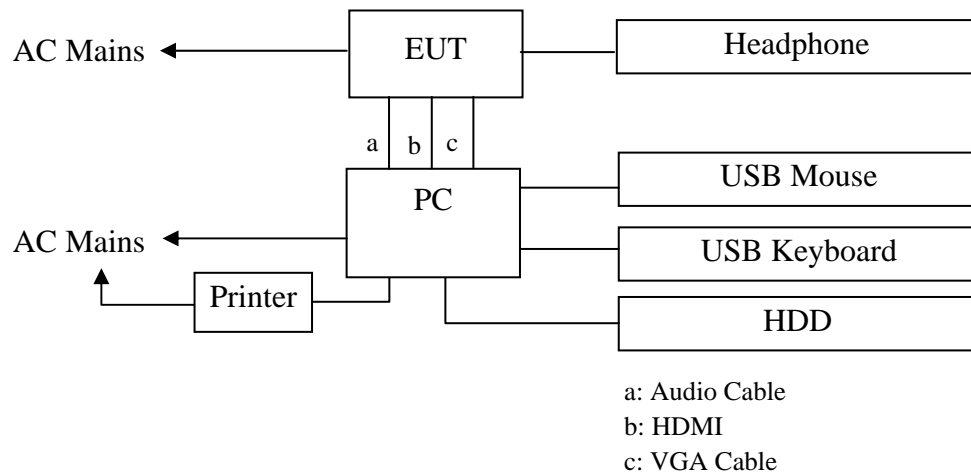
Item	Equipment	Manufacturer	Model No.	Serial No.	Last Cal.	Cal. Interval
1	3#Chamber	AUDIX	N/A	N/A	Dec.05,09	1 Year
2	EMI Spectrum	Agilent	E4407B	MY41440292	May.08, 10	1 Year
3	Test Receiver	Rohde & Schwarz	ESVS10	834468/011	May.08, 10	1 Year
4	Amplifier	HP	8447D	2648A04738	May.08, 10	1 Year
5	Bilog Antenna	Schaffner	CBL6111C	2598	Dec.14, 09	1 Year
6	RF Cable	MIYAZAKI	8D-FB	3# Chamber No.1	May.08, 10	1 Year
7	Coaxial Switch	Anritsu	MP59B	M73989	May.08, 10	1 Year

4.1.2. For frequency range 1GHz~6GHz

Item	Equipment	Manufacturer	Model No.	Serial No.	Last Cal.	Cal. Interval
1	Spectrum Analyzer	Agilent	E7405A	MY45116588	May.08, 10	1 Year
2	Horn Antenna	EMCO	3115	9607-4877	Nov.25, 09	1.5 Year
3	Amplifier	Agilent	8449B	3008A00863	May.08, 10	1 Year
4	RF Cable	Hubersuhner	SUCOFLEX102	28620/2	May.08, 10	1 Year
5	RF Cable	Hubersuhner	SUCOFLEX102	29091/2	May.08, 10	1 Year

4.2. Block Diagram of Test Setup

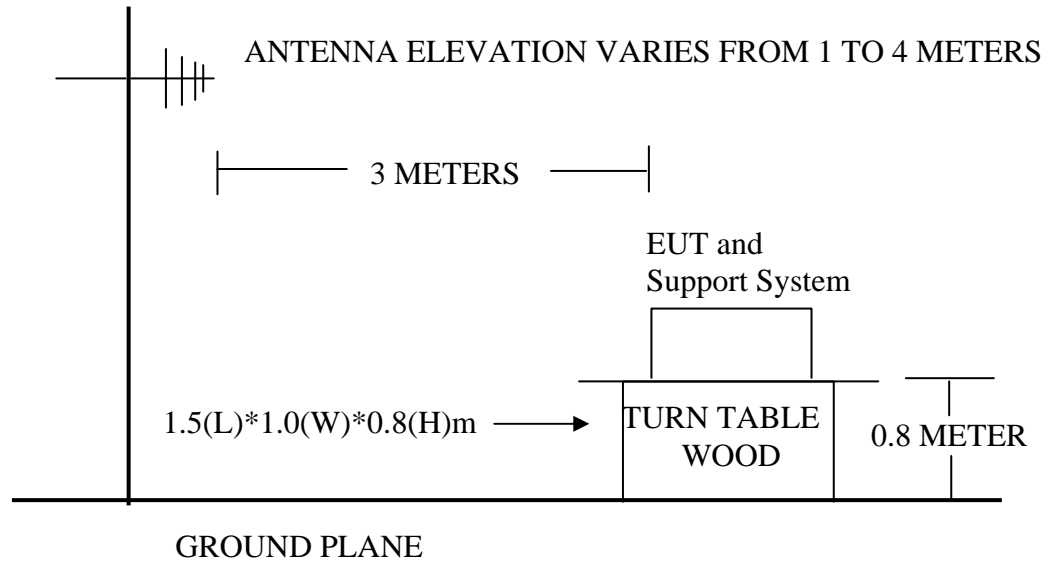
4.2.1. Block diagram of connection between the EUT and simulators



(EUT: LCD TV)

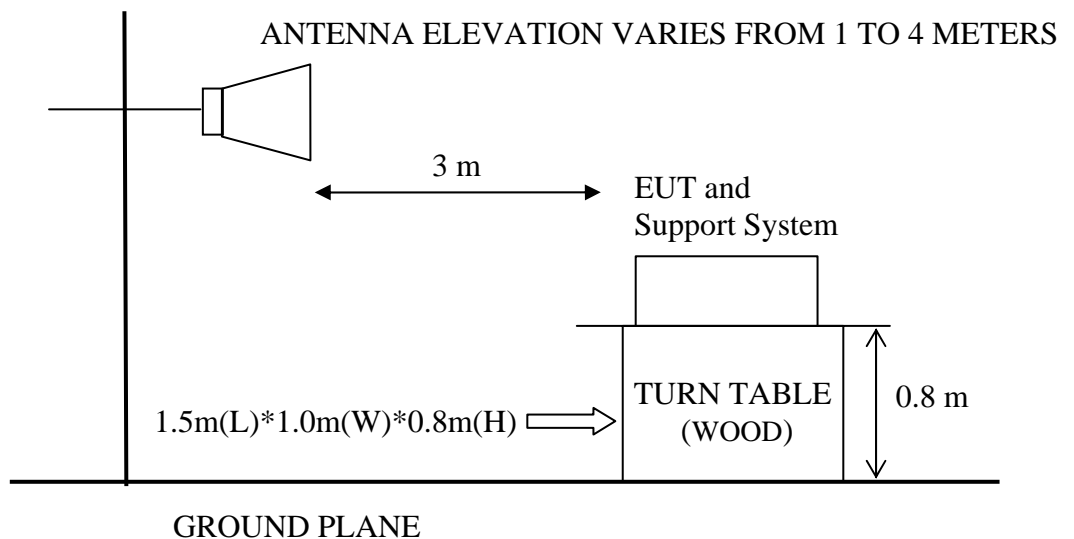
4.2.2. In Anechoic Chamber

ANTENNA TOWER



4.2.3. In Anechoic (3m) Chamber Test Setup Diagram for 1-6GHz

ANTENNA TOWER



4.3. Radiated Emission Limit

Frequency MHz	Distance (Meters)	Field Strengths Limits dB(μ V)/m
30 ~ 88	3	40.0
88 ~ 216	3	43.5
216 ~ 960	3	46.0
960 ~ 1000	3	54.0
Above 6000	3	74(Peak)54(Average)

Remark: (1) Emission level = Antenna Factor + Cable Loss + Reading
 Emission level = Antenna Factor - Amp Factor + Cable Loss + Reading
 (above 1000MHz)

- (2) The smaller limit shall apply at the cross point between two frequency bands.
- (3) Distance is the distance in meters between the measuring instrument, antenna and the closest point of any part of the device or system.

4.4.EUT Configuration on Test

The following equipment are installed on Radiated Emission Test to meet the commission requirements and operating regulations in a manner that tends to maximize its emission characteristics in normal application.

4.4.1.LCD TV (EUT)

Model Number : L26HDF11TA
Serial Number : N/A

4.5.Operating Condition of EUT

4.5.1.Setup the EUT as shown in Section 4.2.

4.5.2. Turn on the power of all equipment.

4.5.3.Let the EUT worked in test mode (Running “H” Pattern and 1kHz Playing 640*480 60Hz/ Running “H” Pattern and 1kHz Playing 800*600 60Hz / Running “H” Pattern and 1kHz Playing 1024*768 60Hz / HDMI 1080P), use white letters on a black background, set the contrast control to maximum, set the brightness control to maximum and measure it.

4.6.Test Procedure

The EUT was placed on a non-metallic table, 80 cm above the ground plane inside a semi-anechoic chamber. An antenna was located 3m from the EUT on an adjustable mast. A pre-scan was first performed in order to find prominent radiated emissions. For final emissions measurements at each frequency of interest, the EUT were rotated and the antenna height was varied between 1m and 4m in order to maximize the emission. Measurements in both horizontal and vertical polarities were made and the data was recorded. In order to find the maximum emission, the relative positions of equipments and all of the interface cables were changed according to ANSI C63.4-2003 on Radiated Emission test.

The bandwidth of the EMI test receiver (R&S ESVS10) is set at 120kHz for frequency range from 30MHz to 1000 MHz.

The bandwidth of the Spectrum’s RBW is set at 1MHz and VBW is set at 3MHz for peak emissions measurement above 1GHz and 1MHz RBW, 10Hz VBW for average emissions measure above 1GHz.

The frequency range from 30MHz to 6000MHz is checked. The test result are reported on Section 4.7.

4.7. Radiated Disturbance Test Results

PASS. (All emissions not reported below are too low against the prescribed limits.)

The EUT with the following test modes were tested and selected (mode 3 ~ 6) to read Q.P values, all the test results are listed in next pages.

EUT: LCD TV

Model No. : L26HDF11TA

Test Date: Apr.29, 2010

Temperature: 24℃

Humidity: 56%

The details of test modes are as follows :

NO.	Resolution & Frequency	Reference Test Data No.	
		Horizontal	Vertical
1.	VGA 640*480 60Hz	#31	#32
2.	VGA 800*600 60Hz	#30	#29
3.	VGA 1024*768 60Hz	#27	#28
4.	HDMI1 1080P	#34	#33
5.	HDMI2 1080P	#35	#36
6. ※	HDMI3 1080P	#38	#37

(※ Worst test mode)

For frequency range 1GHz~6GHz

The EUT with below test modes 1~4 were measured within Anechoic Chamber and the test results listed in next pages

Test Date: Apr.30, 2010

Temperature: 24℃

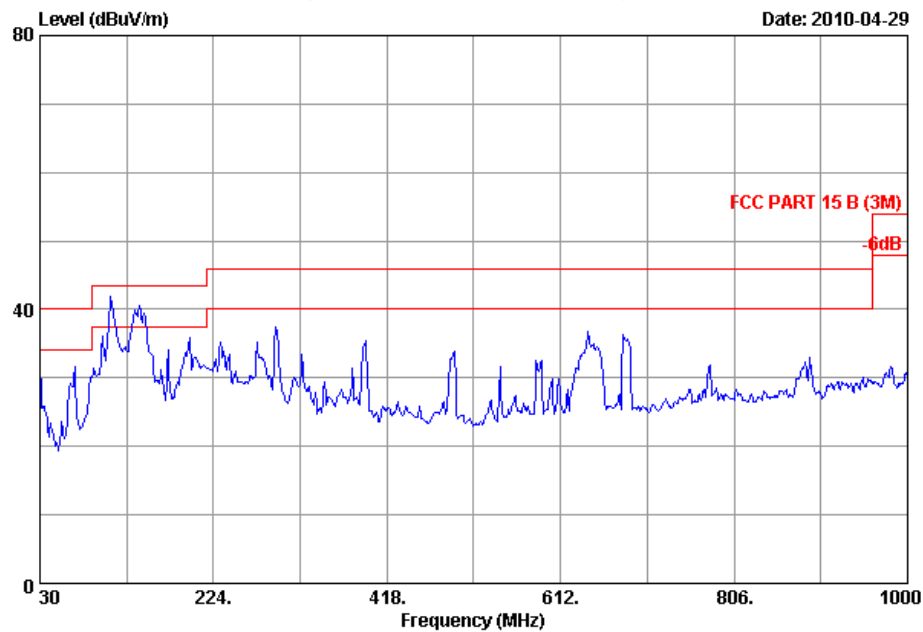
Humidity: 56%

NO.	Resolution & Frequency	Reference Test Data No.	
		Horizontal	Vertical
1.	VGA 1024*768 60Hz	#39, #40	#41, #42
2.	HDMI1 1080P	#45, #46	#43, #44
3.	HDMI2 1080P	#47, #48	#49, #50
4.	HDMI3 1080P	#53, #54	#51, #52



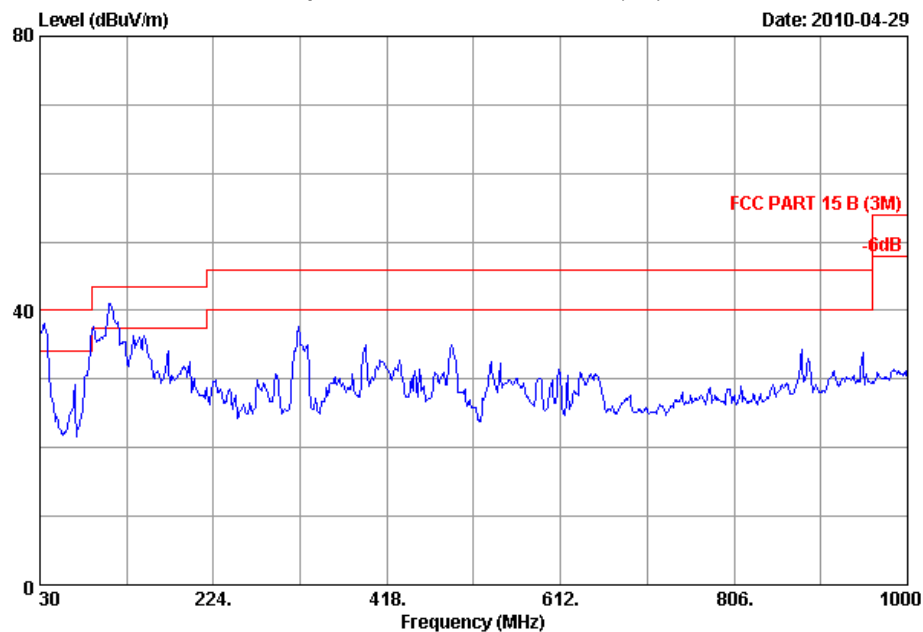
No.6 Ke Feng Road,Block 52,
ShenZhen Science & Industry Park
Noutou, ShenZhen, GuangDong, China
Tel: +86-755-26639495-7
Fax: +86-755-26632877
Postcode: 518057

Data: 31 File: D:\2010 Repot Data\T\T\TCL\ACS10Q0777.EM6 (162)



Site no. : 3m Chamber Data no. : 31
Dis. / Ant. : 3m 2009 CBL6111C Ant. pol. : HORIZONTAL
Limit : FCC PART 15 B (3M)
Env. / Ins. : 24°C/56% Engineer : Jolly_Xu
EUT : LCD TV M/N:L26HDF11TA
Power Rating : AC 120V/60Hz
Test Mode : Running "H" Pattern And 1kHz Playing
VGA:640*480@60Hz

Data: 32 File: D:\2010 Repot Data\T\T\TCL\ACS10Q0777.EM6 (162)

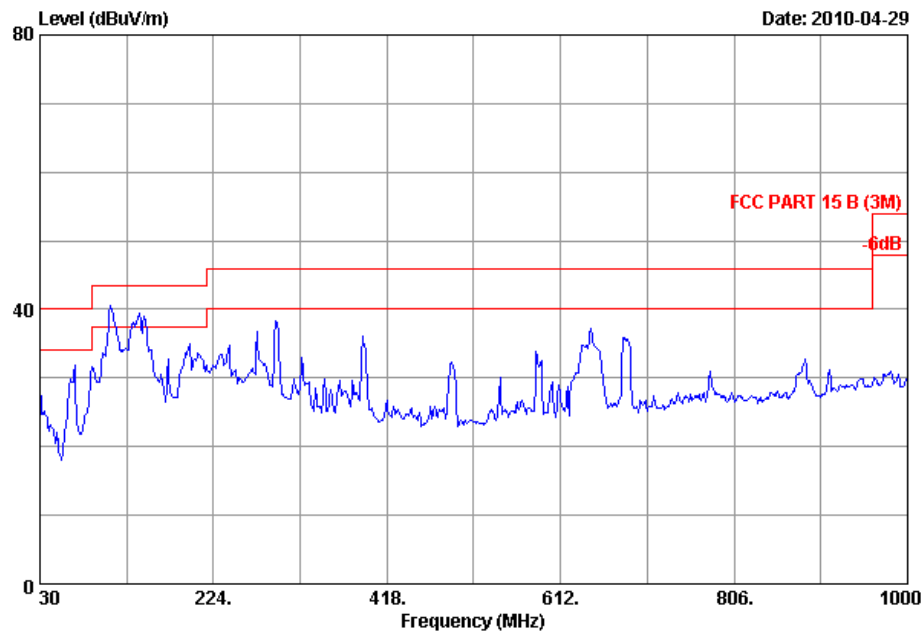


Site no. : 3m Chamber Data no. : 32
Dis. / Ant. : 3m 2009 CBL6111C Ant. pol. : VERTICAL
Limit : FCC PART 15 B (3M)
Env. / Ins. : 24°C/56% Engineer : Jolly_Xu
EUT : LCD TV M/N:L26HDF11TA
Power Rating : AC 120V/60Hz
Test Mode : Running "H" Pattern And 1kHz Playing
VGA:640*480@60Hz



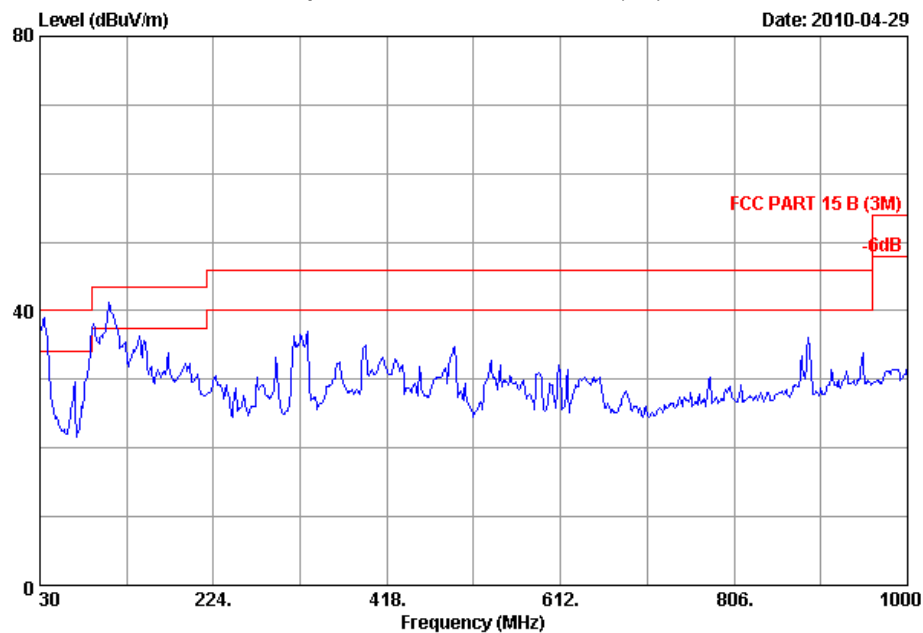
No.6 Ke Feng Road,Block 52,
ShenZhen Science & Industry Park
Noutou, ShenZhen, Guangdong, China
Tel:+86-755-26639495-7
Fax:+86-755-26632877
Postcode:518057

Data: 30 File: D:\2010 Reput Data\TIT\TCL\ACS10Q0777.EM6 (162)



Site no. : 3m Chamber Data no. : 30
Dis. / Ant. : 3m 2009 CBL6111C Ant. pol. : HORIZONTAL
Limit : FCC PART 15 B (3M)
Env. / Ins. : 24°C/56% Engineer : Jolly_Xu
EUT : LCD TV M/N:L26HDF11TA
Power Rating : AC 120V/60Hz
Test Mode : Running "H" Pattern And 1kHz Playing
VGA:800*600@60Hz

Data: 29 File: D:\2010 Reput Data\TIT\TCL\ACS10Q0777.EM6 (162)

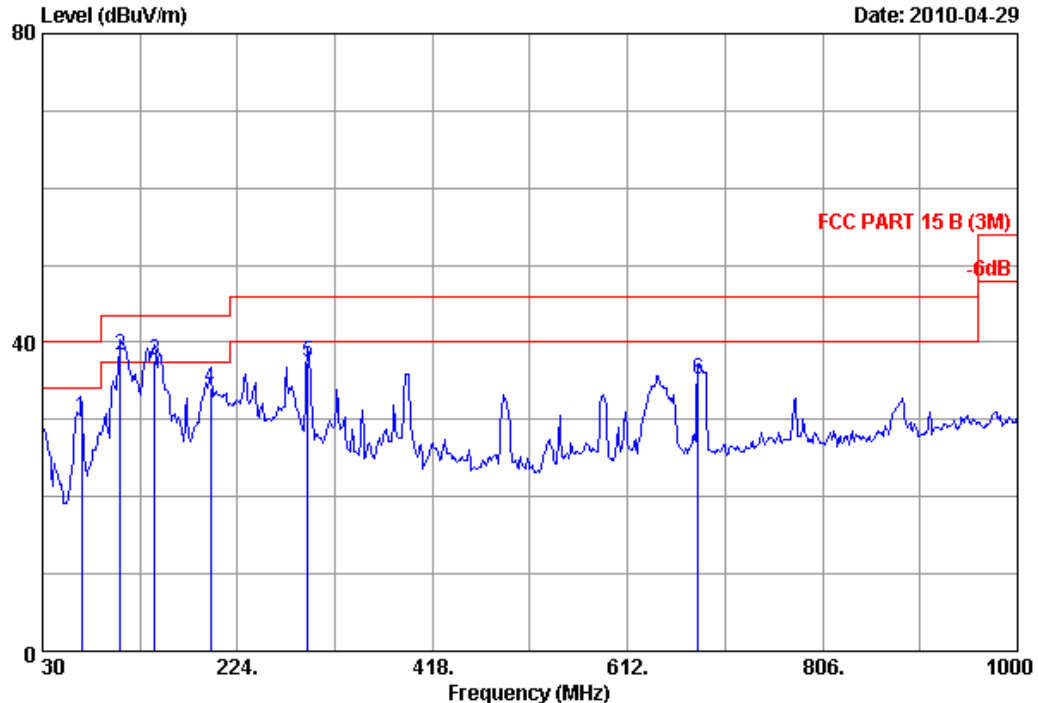


Site no. : 3m Chamber Data no. : 29
Dis. / Ant. : 3m 2009 CBL6111C Ant. pol. : VERTICAL
Limit : FCC PART 15 B (3M)
Env. / Ins. : 24°C/56% Engineer : Jolly_Xu
EUT : LCD TV M/N:L26HDF11TA
Power Rating : AC 120V/60Hz
Test Mode : Running "H" Pattern And 1kHz Playing
VGA:800*600@60Hz



No.6 Ke Feng Road,Block 52,
ShenZhen Science & Industry Park
Noutou, ShenZhen, GuangDong, China
Tel:+86-755-26639495-7
Fax:+86-755-26632877
Postcode:518057

Data: 27 File: D:\2010 Repot Data\T\TCL\ACS10Q0777.EM6 (162)



Site no. : 3m Chamber Data no. : 27
Dis. / Ant. : 3m 2009 CBL6111C Ant. pol. : HORIZONTAL
Limit : FCC PART 15 B (3M)
Env. / Ins. : 24°C/56% Engineer : Jolly_Xu
EUT : LCD TV M/N:L26HDF11TA
Power Rating : AC 120V/60Hz
Test Mode : Running "H" Pattern And 1kHz Playing
VGA:1024*768@60Hz

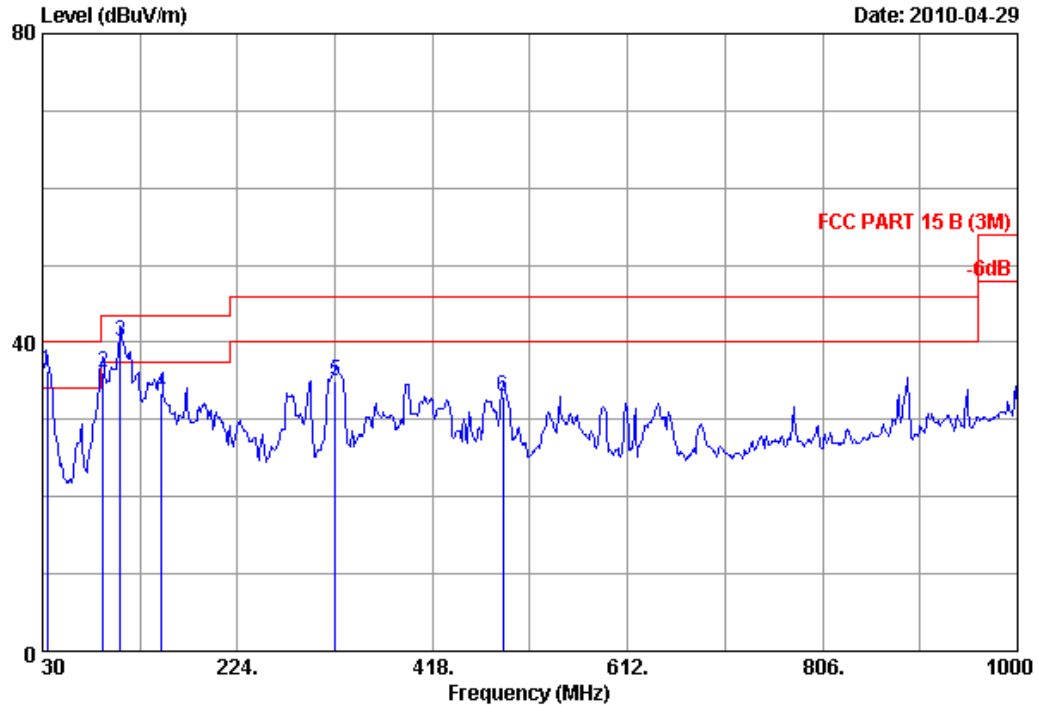
No.	Freq. (MHz)	Ant. Factor (dB/m)	Cable Loss (dB)	Reading (dBuV)	Emission Level (dBuV/m)	Limits (dBuV/m)	Margin (dB)	Remark
1	68.800	6.48	0.75	23.19	30.42	40.00	9.58	QP
2	107.600	11.20	0.93	26.18	38.31	43.50	5.19	QP
3	141.550	11.97	1.06	24.58	37.61	43.50	5.89	QP
4	196.840	9.82	1.29	22.95	34.06	43.50	9.44	QP
5	293.840	13.68	1.72	22.12	37.52	46.00	8.48	QP
6	681.840	20.72	2.74	11.65	35.11	46.00	10.89	QP

Remarks: 1. Emission Level= Antenna Factor + Cable Loss + Reading.
2. The emission levels that are 20dB below the official limit are not reported.



No.6 Ke Feng Road,Block 52,
ShenZhen Science & Industry Park
Noutou, ShenZhen, GuangDong, China
Tel:+86-755-26639495-7
Fax:+86-755-26632877
Postcode:518057

Data: 28 File: D:\2010 Repot Data\T\TCL\ACS10Q0777.EM6 (162)



Site no. : 3m Chamber Data no. : 28
Dis. / Ant. : 3m 2009 CBL6111C Ant. pol. : VERTICAL
Limit : FCC PART 15 B (3M)
Env. / Ins. : 24°C/56% Engineer : Jolly_Xu
EUT : LCD TV M/N:L26HDF11TA
Power Rating : AC 120V/60Hz
Test Mode : Running "H" Pattern And 1kHz Playing
VGA:1024*768@60Hz

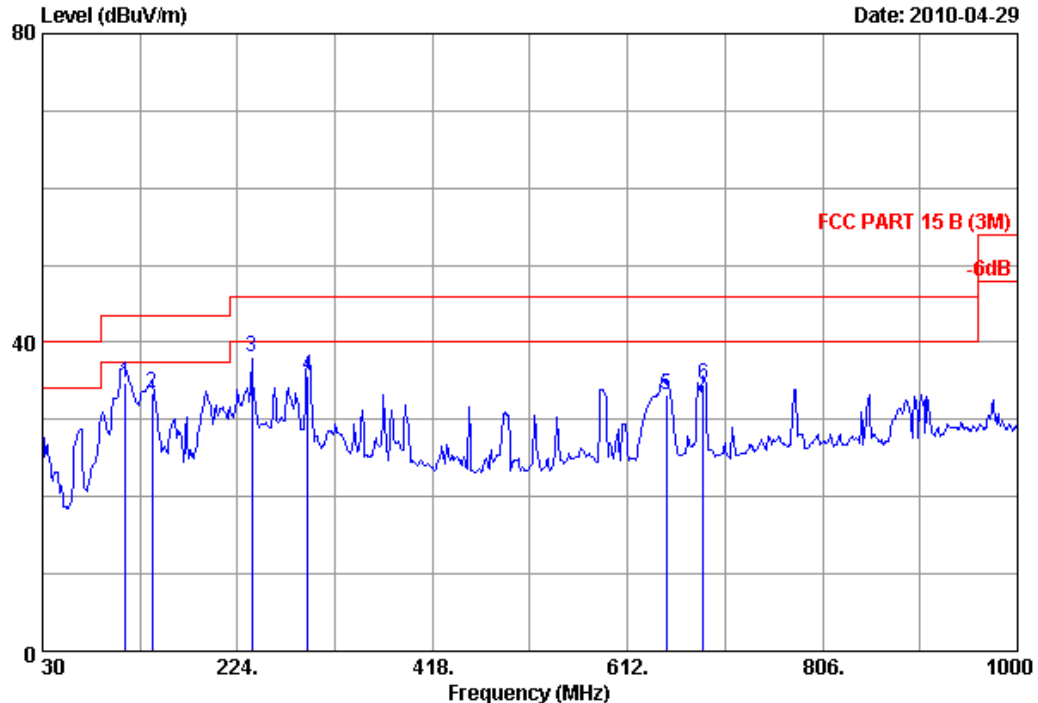
No.	Freq. (MHz)	Ant. Factor (dB/m)	Cable Loss (dB)	Reading (dBuV)	Emission Level (dBuV/m)	Limits (dBuV/m)	Margin (dB)	Remark
1	34.850	17.20	0.55	18.67	36.42	40.00	3.58	QP
2	90.140	9.10	0.86	26.04	36.00	43.50	7.50	QP
3	107.600	11.20	0.93	28.03	40.16	43.50	3.34	QP
4	148.340	11.72	1.08	20.64	33.44	43.50	10.06	QP
5	321.000	14.22	1.77	18.96	34.95	46.00	11.05	QP
6	487.840	18.18	2.21	12.70	33.09	46.00	12.91	QP

Remarks: 1. Emission Level= Antenna Factor + Cable Loss + Reading.
2. The emission levels that are 20dB below the official limit are not reported.



No.6 Ke Feng Road,Block 52,
ShenZhen Science & Industry Park
Noutou, ShenZhen, GuangDong, China
Tel:+86-755-26639495-7
Fax:+86-755-26632877
Postcode:518057

Data: 34 File: D:\2010 Repot Data\T\TCL\ACS10Q0777.EM6 (162)



Site no. : 3m Chamber Data no. : 34
 Dis. / Ant. : 3m 2009 CBL6111C Ant. pol. : HORIZONTAL
 Limit : FCC PART 15 B (3M)
 Env. / Ins. : 24°C/56% Engineer : Jolly_Xu
 EUT : LCD TV M/N:L26HDF11TA
 Power Rating : AC 120V/60Hz
 Test Mode : Running "H" Pattern And 1kHz Playing
 HDMI1:1080P

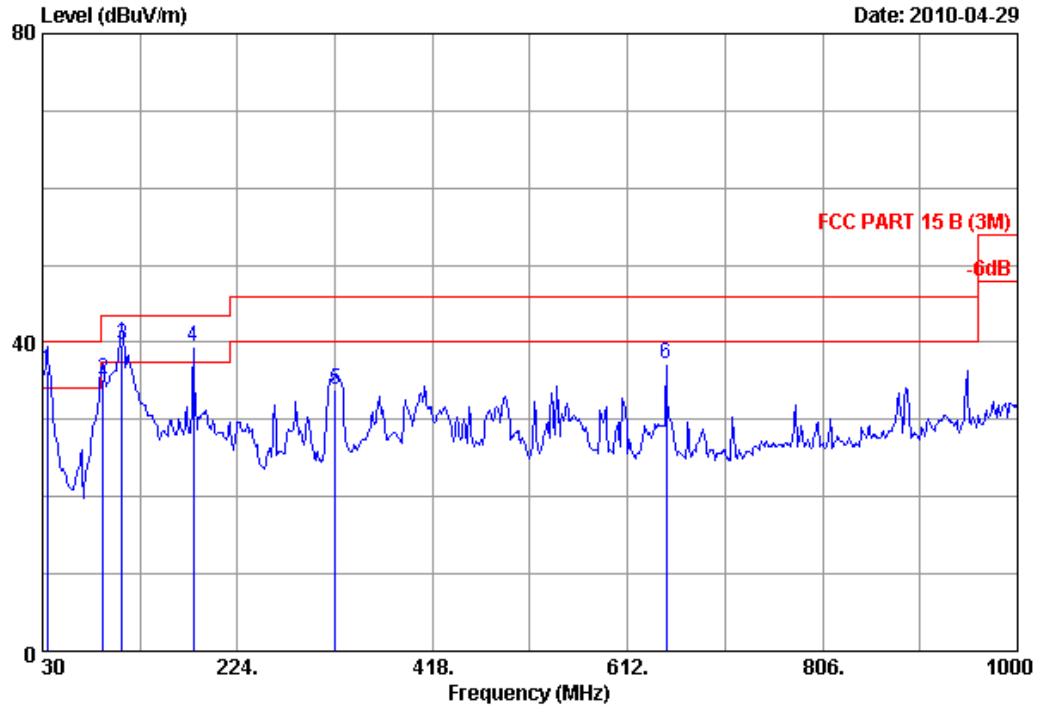
No.	Freq. (MHz)	Ant. Factor (dB/m)	Cable Loss (dB)	Reading (dBuV)	Emission Level (dBuV/m)	Limits (dBuV/m)	Margin (dB)	Remark
1	112.450	11.55	0.95	22.30	34.80	43.50	8.70	QP
2	138.640	12.02	1.05	20.25	33.32	43.50	10.18	QP
3	238.550	11.70	1.56	24.77	38.03	46.00	7.97	QP
4	293.840	13.68	1.72	20.35	35.75	46.00	10.25	QP
5	650.800	20.42	2.65	10.07	33.14	46.00	12.86	QP
6	687.660	20.78	2.76	11.10	34.64	46.00	11.36	QP

Remarks: 1. Emission Level= Antenna Factor + Cable Loss + Reading.
 2. The emission levels that are 20dB below the official limit are not reported.



No.6 Ke Feng Road,Block 52,
ShenZhen Science & Industry Park
Noutou, ShenZhen, GuangDong, China
Tel:+86-755-26639495-7
Fax:+86-755-26632877
Postcode:518057

Data: 33 File: D:\2010 Repot Data\T\TCL\ACS10Q0777.EM6 (162)



Site no. : 3m Chamber Data no. : 33
 Dis. / Ant. : 3m 2009 CBL6111C Ant. pol. : VERTICAL
 Limit : FCC PART 15 B (3M)
 Env. / Ins. : 24°C/56% Engineer : Jolly_Xu
 EUT : LCD TV M/N:L26HDF11TA
 Power Rating : AC 120V/60Hz
 Test Mode : Running "H" Pattern And 1kHz Playing
 HDMI1:1080P

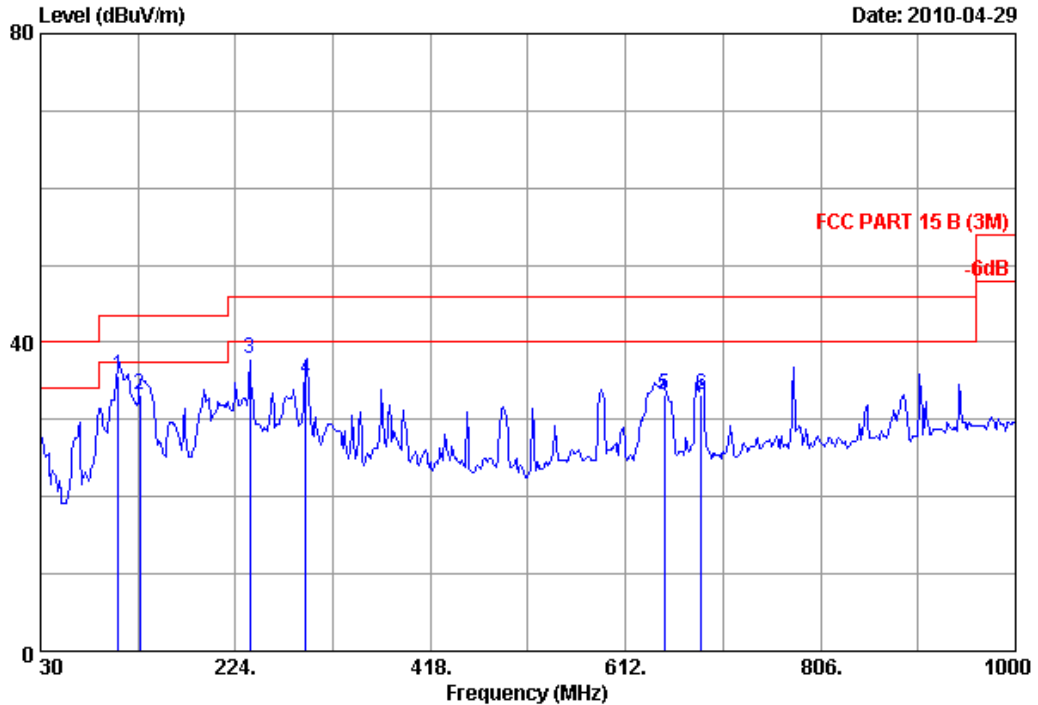
No.	Freq. (MHz)	Ant. Factor (dB/m)	Cable Loss (dB)	Reading (dBuV)	Emission Level (dBuV/m)	Limits (dBuV/m)	Margin (dB)	Remark
1	34.850	17.20	0.55	18.63	36.38	40.00	3.62	QP
2	90.140	9.10	0.86	25.34	35.30	43.50	8.20	QP
3	109.540	11.40	0.94	27.32	39.66	43.50	3.84	QP
4	180.350	9.40	1.22	28.84	39.46	43.50	4.04	QP
5	321.000	14.22	1.77	17.90	33.89	46.00	12.11	QP
6	650.800	20.42	2.65	14.04	37.11	46.00	8.89	QP

Remarks: 1. Emission Level= Antenna Factor + Cable Loss + Reading.
 2. The emission levels that are 20dB below the official limit are not reported.



No.6 Ke Feng Road,Block 52,
ShenZhen Science & Industry Park
Noutou, ShenZhen, GuangDong, China
Tel:+86-755-26639495-7
Fax:+86-755-26632877
Postcode:518057

Data: 35 File: D:\2010 Repot Data\T\TCL\ACS10Q0777.EM6 (162)



Site no. : 3m Chamber Data no. : 35
 Dis. / Ant. : 3m 2009 CBL6111C Ant. pol. : HORIZONTAL
 Limit : FCC PART 15 B (3M)
 Env. / Ins. : 24°C/56% Engineer : Jolly_Xu
 EUT : LCD TV M/N:L26HDF11TA
 Power Rating : AC 120V/60Hz
 Test Mode : Running "H" Pattern And 1kHz Playing
 HDMI2:1080P

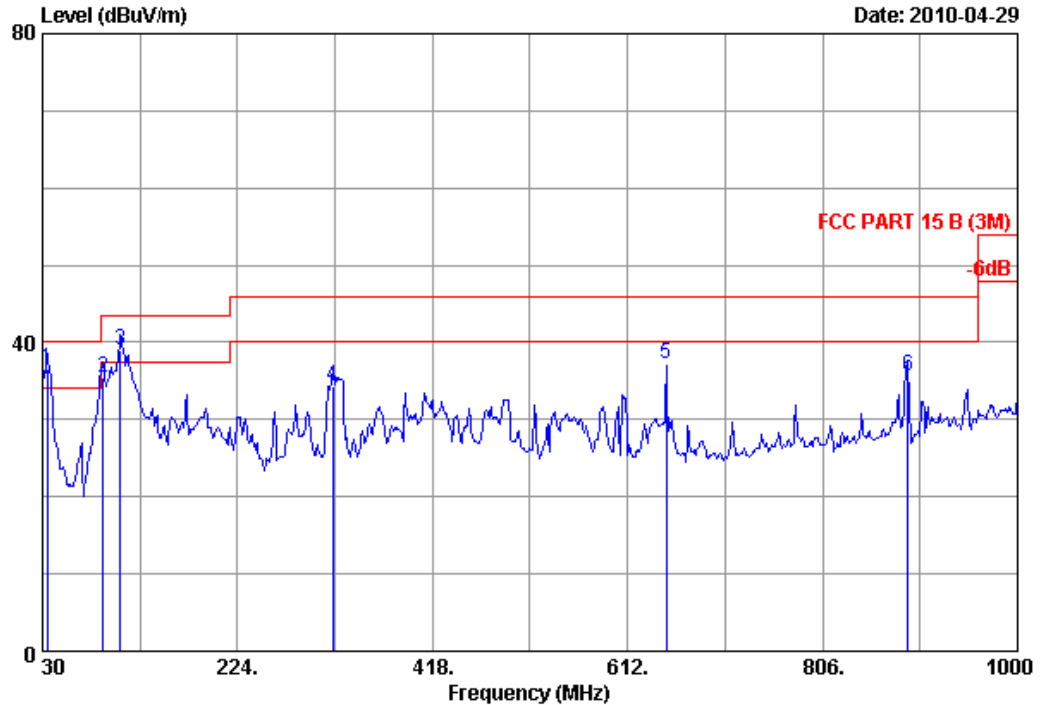
No.	Freq. (MHz)	Ant. Factor (dB/m)	Cable Loss (dB)	Reading (dBuV)	Emission Level (dBuV/m)	Limits (dBuV/m)	Margin (dB)	Remark
1	107.600	11.20	0.93	23.63	35.76	43.50	7.74	QP
2	128.940	12.18	1.01	20.10	33.29	43.50	10.21	QP
3	238.550	11.70	1.56	24.66	37.92	46.00	8.08	QP
4	293.840	13.68	1.72	19.82	35.22	46.00	10.78	QP
5	650.800	20.42	2.65	10.23	33.30	46.00	12.70	QP
6	687.660	20.78	2.76	9.61	33.15	46.00	12.85	QP

Remarks: 1. Emission Level= Antenna Factor + Cable Loss + Reading.
 2. The emission levels that are 20dB below the official limit are not reported.



No.6 Ke Feng Road,Block 52,
ShenZhen Science & Industry Park
Noutou, ShenZhen, GuangDong, China
Tel:+86-755-26639495-7
Fax:+86-755-26632877
Postcode:518057

Data: 36 File: D:\2010 Repot Data\T\TCL\ACS10Q0777.EM6 (162)



Site no. : 3m Chamber Data no. : 36
 Dis. / Ant. : 3m 2009 CBL6111C Ant. pol. : VERTICAL
 Limit : FCC PART 15 B (3M)
 Env. / Ins. : 24°C/56% Engineer : Jolly_Xu
 EUT : LCD TV M/N:L26HDF11TA
 Power Rating : AC 120V/60Hz
 Test Mode : Running "H" Pattern And 1kHz Playing
 HDMI2:1080P

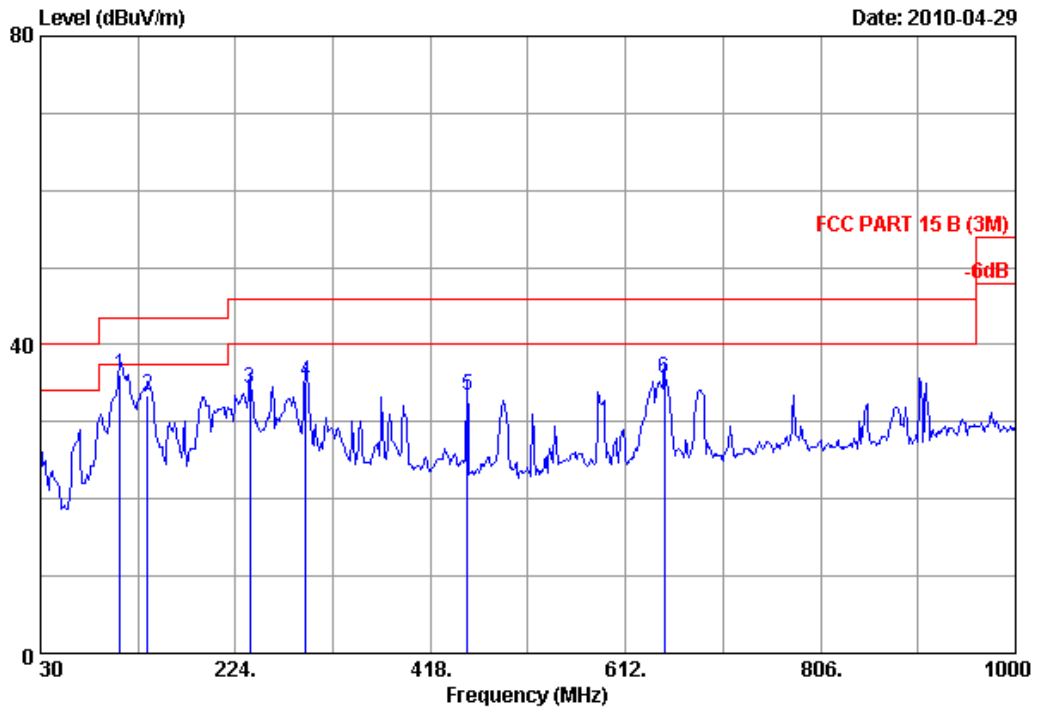
No.	Freq. (MHz)	Ant. Factor (dB/m)	Cable Loss (dB)	Reading (dBuV)	Emission Level (dBuV/m)	Limits (dBuV/m)	Margin (dB)	Remark
1	34.850	17.20	0.55	18.73	36.48	40.00	3.52	QP
2	90.140	9.10	0.86	25.49	35.45	43.50	8.05	QP
3	107.600	11.20	0.93	26.87	39.00	43.50	4.50	QP
4	319.060	14.18	1.77	18.32	34.27	46.00	11.73	QP
5	650.800	20.42	2.65	14.11	37.18	46.00	8.82	QP
6	891.360	22.89	3.17	9.55	35.61	46.00	10.39	QP

Remarks: 1. Emission Level= Antenna Factor + Cable Loss + Reading.
 2. The emission levels that are 20dB below the official limit are not reported.



No.6 Ke Feng Road,Block 52,
ShenZhen Science & Industry Park
Noutou,ShenZhen,GuangDong,China
Tel:+86-755-26639495-7
Fax:+86-755-26632877
Postcode:518057

Data: 38 File: D:\2010 Repot Data\TIT\TCL\ACS10Q0777.EM6 (162)



Site no. : 3m Chamber Data no. : 38
 Dis. / Ant. : 3m 2009 CBL6111C Ant. pol. : HORIZONTAL
 Limit : FCC PART 15 B (3M)
 Env. / Ins. : 24°C/56% Engineer : Jolly_Xu
 EUT : LCD TV M/N:L26HDF11TA
 Power Rating : AC 120V/60Hz
 Test Mode : Running "H" Pattern And 1kHz Playing
 HDMI3:1080P

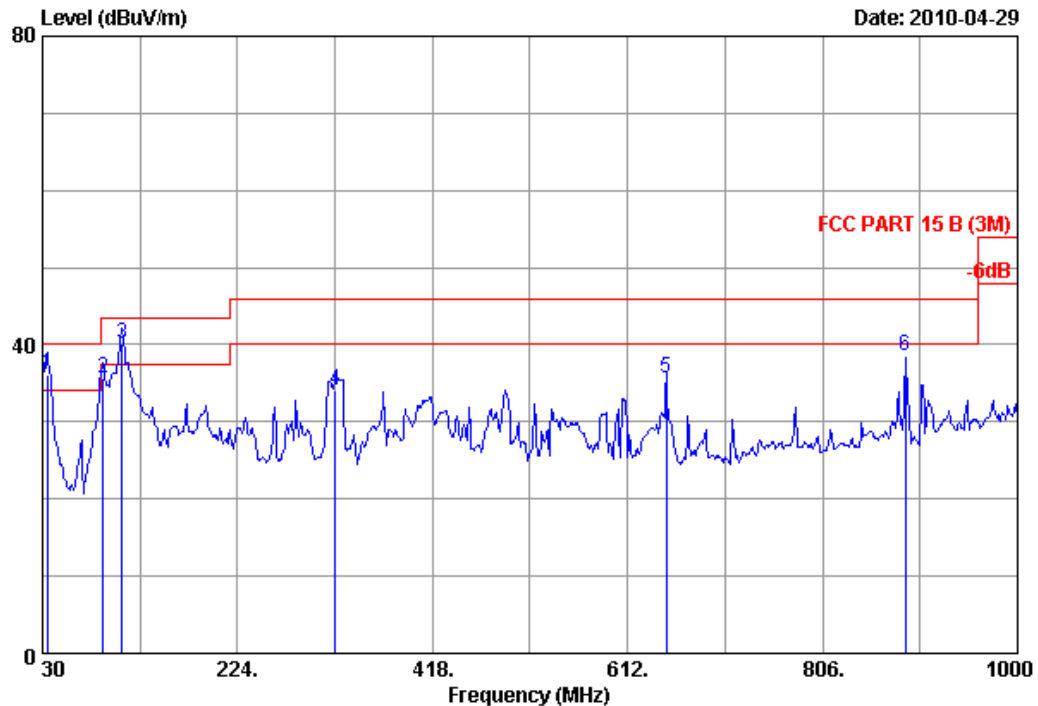
No.	Freq. (MHz)	Ant. Factor (dB/m)	Cable Loss (dB)	Reading (dBuV)	Emission Level (dBuV/m)	Limits (dBuV/m)	Margin (dB)	Remark
1	109.540	11.40	0.94	23.79	36.13	43.50	7.37	QP
2	136.700	12.06	1.04	20.22	33.32	43.50	10.18	QP
3	238.550	11.70	1.56	21.10	34.36	46.00	11.64	QP
4	293.840	13.68	1.72	19.70	35.10	46.00	10.90	QP
5	454.860	17.05	2.11	14.22	33.38	46.00	12.62	QP
6	650.800	20.42	2.65	12.53	35.60	46.00	10.40	QP

Remarks: 1. Emission Level= Antenna Factor + Cable Loss + Reading.
 2. The emission levels that are 20dB below the official limit are not reported.
 3. The worst emission was detected at 109.540MHz with corrected signal level of 36.13dBμV/m (Limit is 43.50dBμV/m) when the antenna was at horizontal polarization and at 2.0m high and the turn table was at 55°.
 4. 0° was the table front facing the antenna. Degree is calculated from 0° clockwise facing the antenna.



No.6 Ke Feng Road,Block 52,
ShenZhen Science & Industry Park
Noutou,ShenZhen,GuangDong,China
Tel:+86-755-26639495-7
Fax:+86-755-26632877
Postcode:518057

Data: 37 File: D:\2010 Repot Data\TIT\TCL\ACS10Q0777.EM6 (162)



Site no. : 3m Chamber Data no. : 37
Dis. / Ant. : 3m 2009 CBL6111C Ant. pol. : VERTICAL
Limit : FCC PART 15 B (3M)
Env. / Ins. : 24°C/56% Engineer : Jolly_Xu
EUT : LCD TV M/N:L26HDF11TA
Power Rating : AC 120V/60Hz
Test Mode : Running "H" Pattern And 1kHz Playing
HDMI3:1080P

No.	Freq. (MHz)	Ant. Factor (dB/m)	Cable Loss (dB)	Reading (dBuV)	Emission Level (dBuV/m)	Limits (dBuV/m)	Margin (dB)	Remark
1	34.850	17.20	0.55	18.30	36.05	40.00	3.95	QP
2	90.140	9.10	0.86	25.62	35.58	43.50	7.92	QP
3	109.540	11.40	0.94	27.87	40.21	43.50	3.29	QP
4	321.000	14.22	1.77	18.09	34.08	46.00	11.92	QP
5	650.800	20.42	2.65	12.51	35.58	46.00	10.42	QP
6	888.450	22.88	3.16	12.42	38.46	46.00	7.54	QP

- Remarks:
1. Emission Level= Antenna Factor + Cable Loss + Reading.
 2. The emission levels that are 20dB below the official limit are not reported.
 3. The worst emission was detected at 109.540MHz with corrected signal level of 40.21dB μ V/m (Limit is 43.50dB μ V/m) when the antenna was at vertical polarization and at 2.0m high and the turn table was at 310°.
 4. 0° was the table front facing the antenna. Degree is calculated from 0° clockwise facing the antenna.

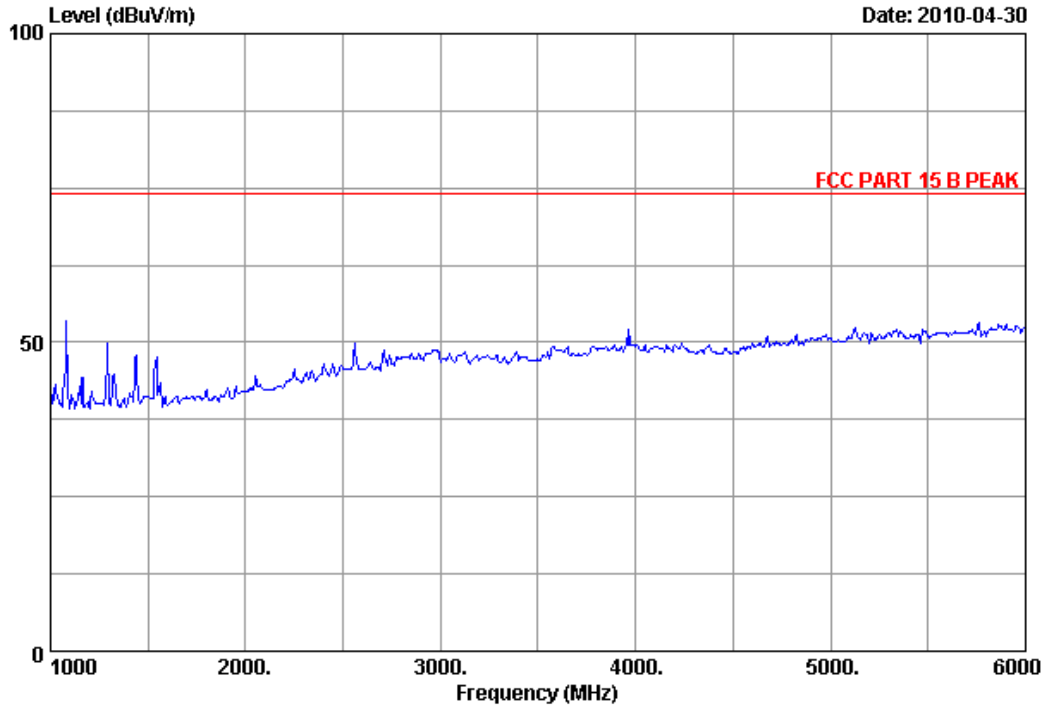


No.6 Ke Feng Road,Block 52,
ShenZhen Science & Industry Park
Noutou, ShenZhen, GuangDong, China
Tel:+86-755-26639495-7
Fax:+86-755-26632877
Postcode:518057

Data: 39

File: D:\2010 Repot Data\T\TCL\ACS10Q0777.EM6 (162)

Date: 2010-04-30

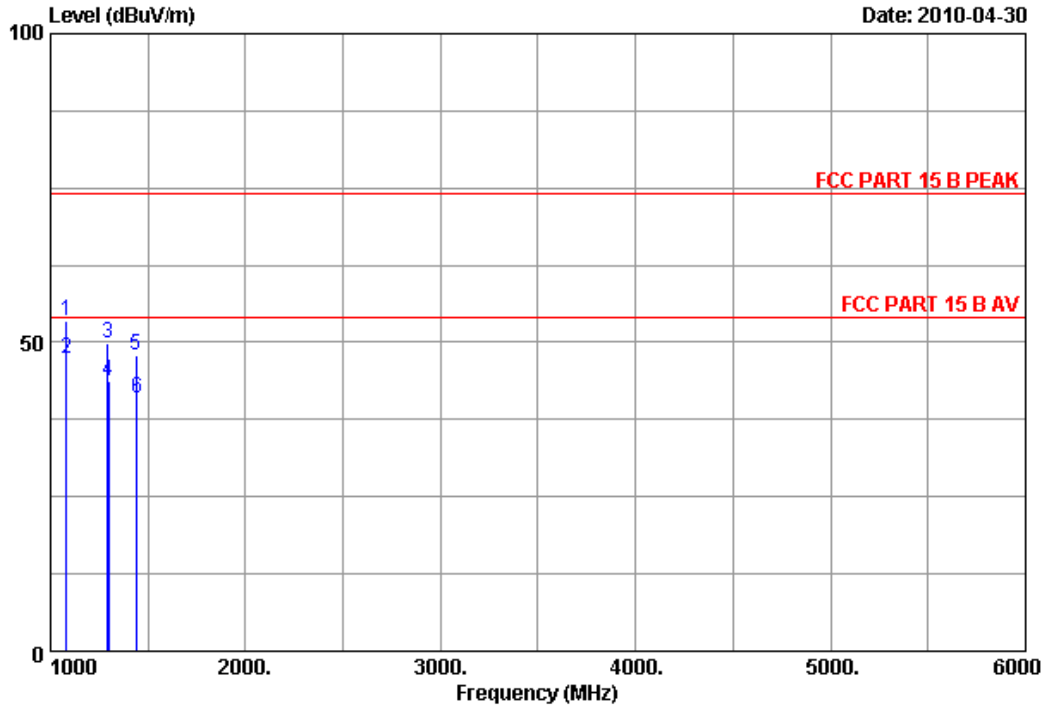


Site no.	: 3m Chamber	Data no.	: 39
Dis. / Ant.	: 3m 2009 3115	Ant. pol.	: HORIZONTAL
Limit	: FCC PART 15 B PEAK		
Env. / Ins.	: 24°C/56%	Engineer	: Jolly_Xu
EUT	: LCD TV M/N:L26HDF11TA		
Power Rating	: AC 120V/60Hz		
Test Mode	: Running 'H' Pattern And 1kHz Playing		
	VGA:1024*768@60Hz		



No.6 Ke Feng Road,Block 52,
ShenZhen Science & Industry Park
Noutou, ShenZhen, GuangDong, China
Tel:+86-755-26639495-7
Fax:+86-755-26632877
Postcode:518057

Data: 40 File: D:\2010 Repot Data\T\TCL\ACS10Q0777.EM6 (162)



Site no. : 3m Chamber Data no. : 40
 Dis. / Ant. : 3m 2009 3115 Ant. pol. : HORIZONTAL
 Limit : FCC PART 15 B PEAK
 Env. / Ins. : 24°C/56% Engineer : Jolly_Xu
 EUT : LCD TV M/N:L26HDF11TA
 Power Rating : AC 120V/60Hz
 Test Mode : Running 'H' Pattern And 1kHz Playing
 VGA:1024*768@60Hz

No.	Freq. (MHz)	Ant. Factor (dB/m)	Cable Loss (dB)	AMP factor (dBuV)	Reading (dBuV/m)	Emission Level (dBuV/m)	Limits (dB)	Margin (dB)	Remark
1	1080.000	25.37	3.85	36.51	60.69	53.40	74.00	20.60	Peak
2	1083.250	25.37	3.85	36.51	54.62	47.33	54.00	6.67	Average
3	1295.000	25.28	4.16	35.92	56.39	49.91	74.00	24.09	Peak
4	1296.350	25.28	4.16	35.92	50.14	43.66	54.00	10.34	Average
5	1440.000	25.22	4.39	35.53	53.69	47.77	74.00	26.23	Peak
6	1442.741	25.22	4.39	35.53	46.89	40.97	54.00	13.03	Average

Remarks: 1. Emission Level= Antenna Factor + Cable Loss + Reading
 -Amp Factor
 2. The emission levels that are 20dB below the official
 limit are not reported.

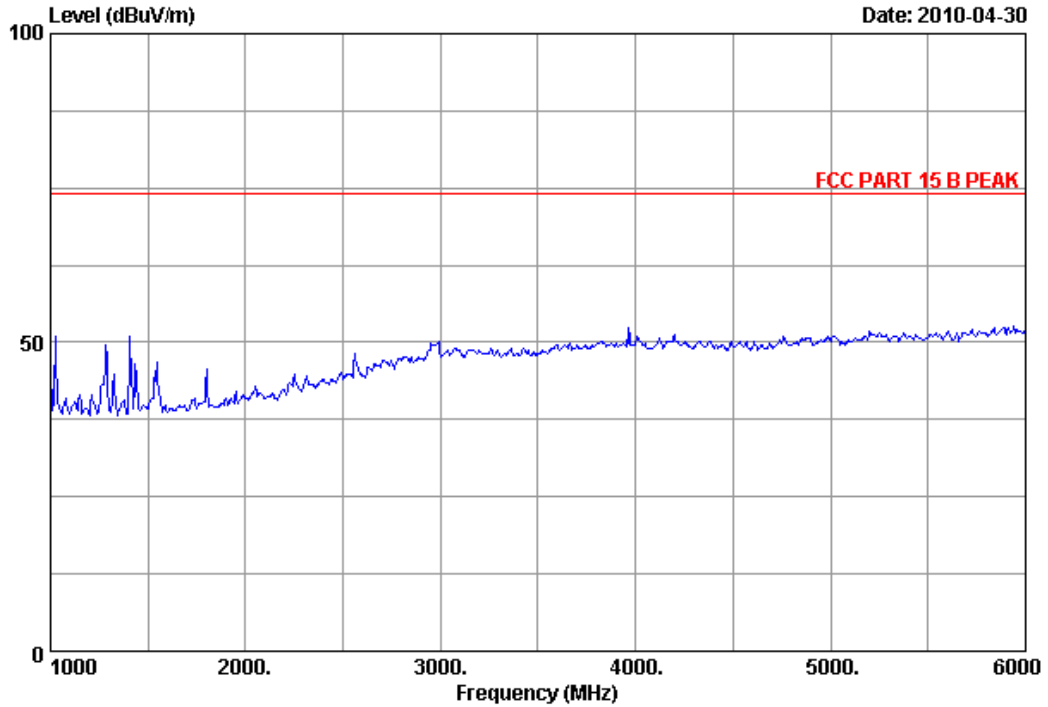


No.6 Ke Feng Road,Block 52,
ShenZhen Science & Industry Park
Noutou, ShenZhen, GuangDong, China
Tel:+86-755-26639495-7
Fax:+86-755-26632877
Postcode:518057

Data: 41

File: D:\2010 Repot Data\T\TCL\ACS10Q0777.EM6 (162)

Date: 2010-04-30

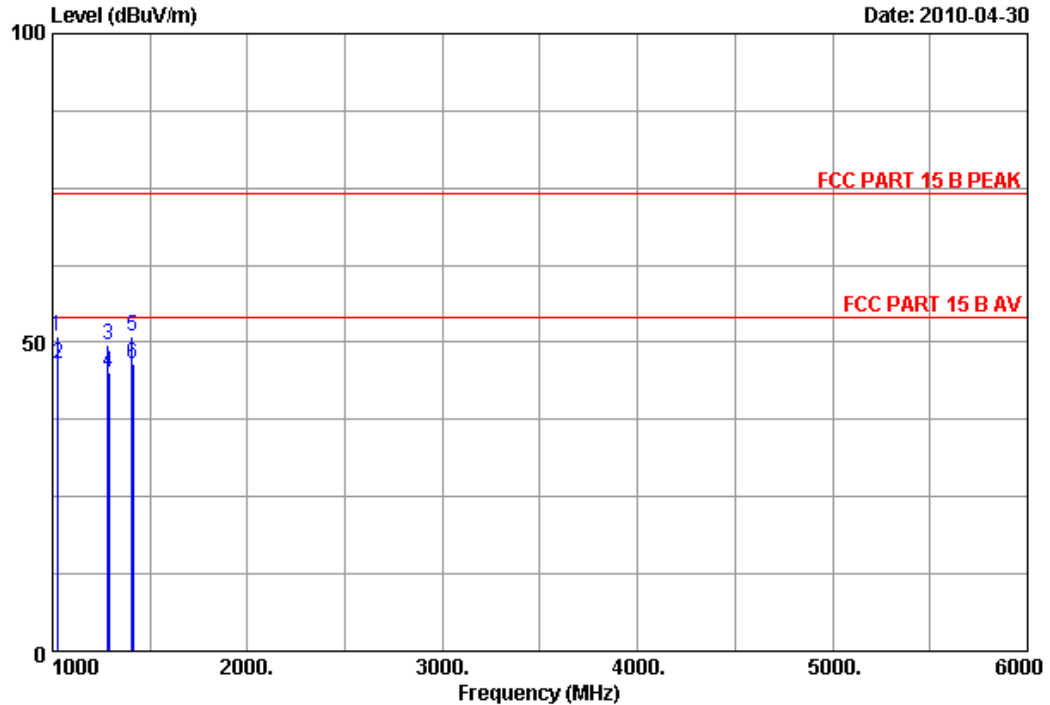


Site no. : 3m Chamber Data no. : 41
 Dis. / Ant. : 3m 2009 3115 Ant. pol. : VERTICAL
 Limit : FCC PART 15 B PEAK
 Env. / Ins. : 24°C/56% Engineer : Jolly_Xu
 EUT : LCD TV M/N:L26HDF11TA
 Power Rating : AC 120V/60Hz
 Test Mode : Running 'H' Pattern And 1kHz Playing
 VGA:1024*768@60Hz



No.6 Ke Feng Road,Block 52,
ShenZhen Science & Industry Park
Noutou, ShenZhen, GuangDong, China
Tel:+86-755-26639495-7
Fax:+86-755-26632877
Postcode:518057

Data: 42 File: D:\2010 Repot Data\T\TCL\ACS10Q0777.EM6 (162)



Site no. : 3m Chamber Data no. : 42
 Dis. / Ant. : 3m 2009 3115 Ant. pol. : VERTICAL
 Limit : FCC PART 15 B PEAK
 Env. / Ins. : 24°C/56% Engineer : Jolly_Xu
 EUT : LCD TV M/N:L26HDF11TA
 Power Rating : AC 120V/60Hz
 Test Mode : Running 'H' Pattern And 1kHz Playing
 VGA:1024*768@60Hz

No.	Freq. (MHz)	Ant. Factor (dB/m)	Cable Loss (dB)	AMP factor (dBuV)	Reading (dBuV/m)	Emission Level (dBuV/m)	Limits (dB)	Margin (dB)	Remark
1	1025.000	25.39	3.75	36.64	58.46	50.96	74.00	23.04	Peak
2	1026.524	25.39	3.77	36.64	53.97	46.49	54.00	7.51	Average
3	1285.000	25.28	4.16	35.99	56.04	49.49	74.00	24.51	Peak
4	1287.640	25.28	4.16	35.92	51.64	45.16	54.00	8.84	Average
5	1410.000	25.23	4.34	35.66	57.20	51.11	74.00	22.89	Peak
6	1411.150	25.23	4.34	35.66	52.64	46.55	54.00	7.45	Average

Remarks: 1. Emission Level= Antenna Factor + Cable Loss + Reading -Amp Factor
 2. The emission levels that are 20dB below the official limit are not reported.

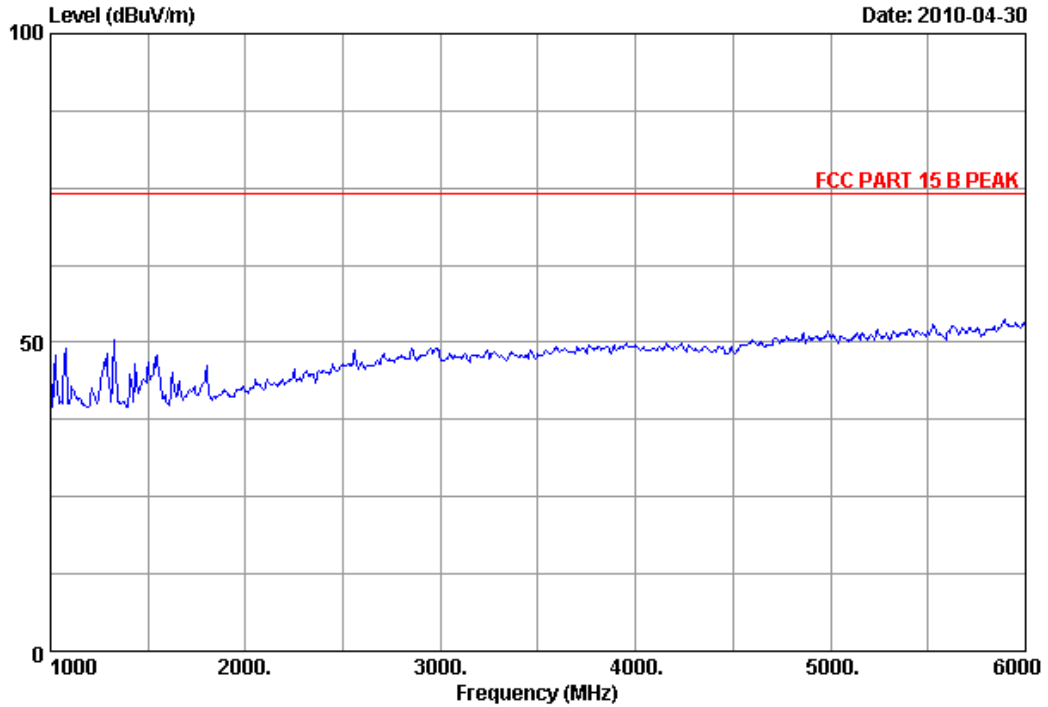


No.6 Ke Feng Road,Block 52,
ShenZhen Science & Industry Park
Noutou, ShenZhen, GuangDong, China
Tel:+86-755-26639495-7
Fax:+86-755-26632877
Postcode:518057

Data: 45

File: D:\2010 Repot Data\T\TCL\ACS10Q0777.EM6 (162)

Date: 2010-04-30

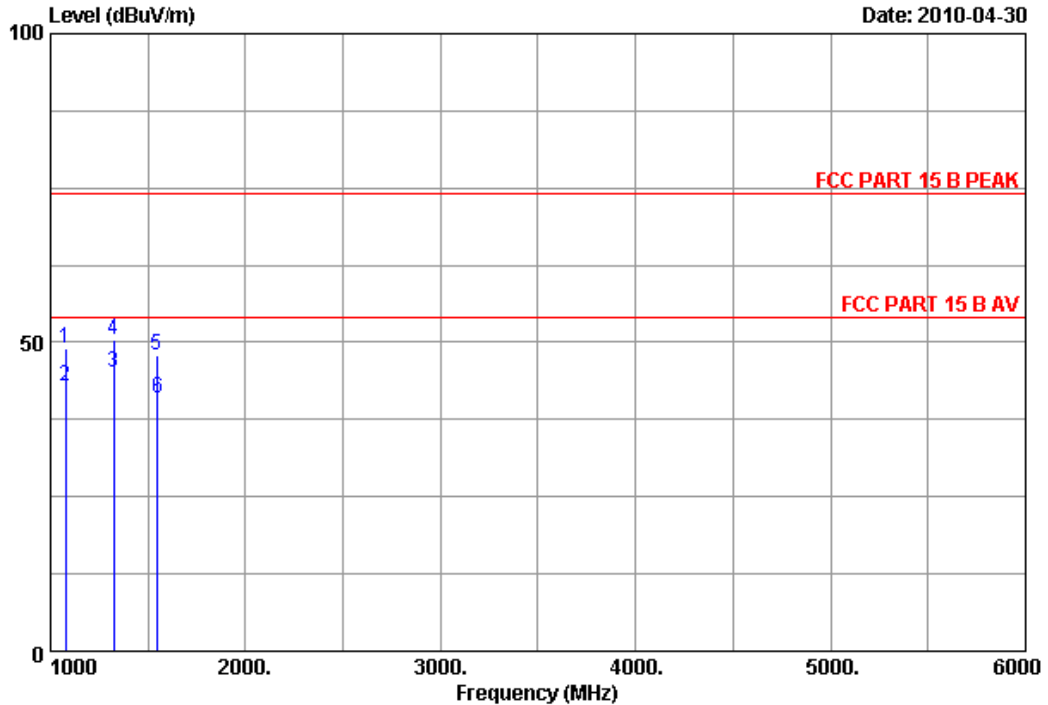


Site no.	: 3m Chamber	Data no.	: 45
Dis. / Ant.	: 3m 2009 3115	Ant. pol.	: HORIZONTAL
Limit	: FCC PART 15 B PEAK		
Env. / Ins.	: 24°C/56%	Engineer	: Jolly_Xu
EUT	: LCD TV M/N:L26HDF11TA		
Power Rating	: AC 120V/60Hz		
Test Mode	: Running 'H' Pattern And 1kHz Playing		
	HDMI1:1080P		



No.6 Ke Feng Road,Block 52,
Shenzhen Science & Industry Park
Noutou,Shenzhen,GuangDong,China
Tel:+86-755-26639495-7
Fax:+86-755-26632877
Postcode:518057

Data: 46 File: D:\2010 Repot Data\T\TCL\ACS10Q0777.EM6 (162)



Site no. : 3m Chamber Data no. : 46
 Dis. / Ant. : 3m 2009 3115 Ant. pol. : HORIZONTAL
 Limit : FCC PART 15 B PEAK
 Env. / Ins. : 24°C/56% Engineer : Jolly_Xu
 EUT : LCD TV M/N:L26HDF11TA
 Power Rating : AC 120V/60Hz
 Test Mode : Running 'H' Pattern And 1kHz Playing
 HDMI1:1080P

No.	Freq. (MHz)	Ant. Factor (dB/m)	Cable Loss (dB)	AMP factor (dBuV)	Reading (dBuV/m)	Emission Level (dBuV/m)	Limits (dB)	Margin (dB)	Remark
1	1075.000	25.37	3.82	36.51	56.36	49.04	74.00	24.96	Peak
2	1077.630	25.37	3.85	36.51	50.26	42.97	54.00	11.03	Average
3	1324.630	25.27	4.21	35.85	51.42	45.05	54.00	8.95	Average
4	1325.000	25.27	4.21	35.85	56.86	50.49	74.00	23.51	Peak
5	1545.000	25.31	4.55	35.27	53.23	47.82	74.00	26.18	Peak
6	1548.710	25.31	4.55	35.27	46.29	40.88	54.00	13.12	Average

Remarks: 1. Emission Level= Antenna Factor + Cable Loss + Reading -Amp Factor
 2. The emission levels that are 20dB below the official limit are not reported.

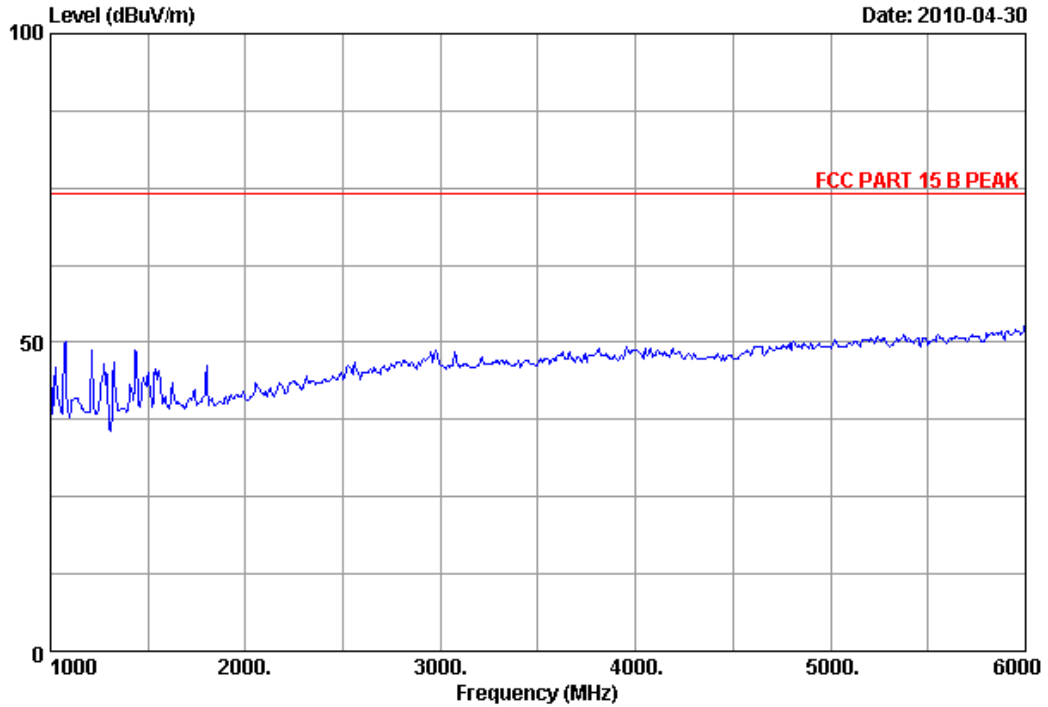


No.6 Ke Feng Road,Block 52,
ShenZhen Science & Industry Park
Noutou, ShenZhen, GuangDong, China
Tel:+86-755-26639495-7
Fax:+86-755-26632877
Postcode:518057

Data: 43

File: D:\2010 Repot Data\TIT\TCL\ACS10Q0777.EM6 (162)

Date: 2010-04-30

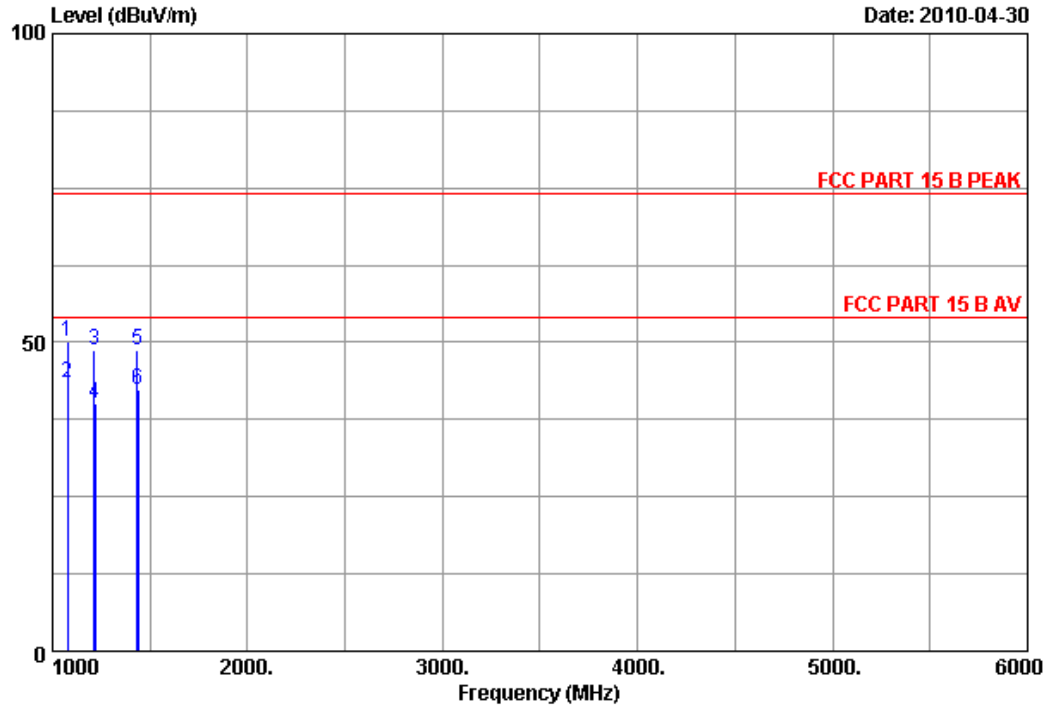


Site no. : 3m Chamber Data no. : 43
 Dis. / Ant. : 3m 2009 3115 Ant. pol. : VERTICAL
 Limit : FCC PART 15 B PEAK
 Env. / Ins. : 24°C/56% Engineer : Jolly_Xu
 EUT : LCD TV M/N:L26HDF11TA
 Power Rating : AC 120V/60Hz
 Test Mode : Running 'H' Pattern And 1kHz Playing
 HDMI1:1080P



No.6 Ke Feng Road,Block 52,
ShenZhen Science & Industry Park
Noutou, ShenZhen, GuangDong, China
Tel:+86-755-26639495-7
Fax:+86-755-26632877
Postcode:518057

Data: 44 File: D:\2010 Repot Data\TIT\TCL\ACS10Q0777.EM6 (162)



Site no. : 3m Chamber Data no. : 44
 Dis. / Ant. : 3m 2009 3115 Ant. pol. : VERTICAL
 Limit : FCC PART 15 B PEAK
 Env. / Ins. : 24°C/56% Engineer : Jolly_Xu
 EUT : LCD TV M/N:L26HDF11TA
 Power Rating : AC 120V/60Hz
 Test Mode : Running 'H' Pattern And 1kHz Playing
 HDMI1:1080P

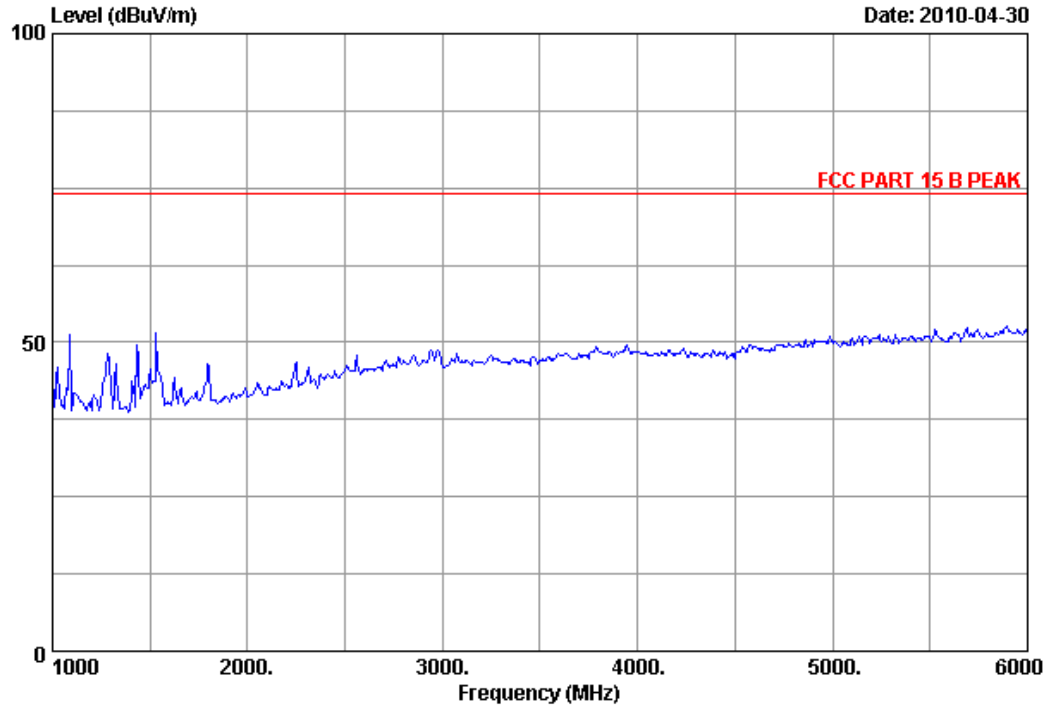
No.	Freq. (MHz)	Ant. Factor (dB/m)	Cable Loss (dB)	AMP factor (dBuV)	Reading (dBuV/m)	Emission Level (dBuV/m)	Limits (dB)	Margin (dB)	Remark
1	1075.000	25.37	3.82	36.51	57.46	50.14	74.00	23.86	Peak
2	1076.820	25.37	3.85	36.51	50.69	43.40	54.00	10.60	Average
3	1215.000	25.31	4.06	36.12	55.59	48.84	74.00	25.16	Peak
4	1217.680	25.31	4.06	36.12	46.85	40.10	54.00	13.90	Average
5	1435.000	25.22	4.39	35.60	54.85	48.86	74.00	25.14	Peak
6	1438.630	25.22	4.39	35.53	48.25	42.33	54.00	11.67	Average

Remarks: 1. Emission Level= Antenna Factor + Cable Loss + Reading -Amp Factor
 2. The emission levels that are 20dB below the official limit are not reported.



No.6 Ke Feng Road,Block 52,
ShenZhen Science & Industry Park
Noutou, ShenZhen, GuangDong, China
Tel:+86-755-26639495-7
Fax:+86-755-26632877
Postcode:518057

Data: 47 File: D:\2010 Repot Data\T\TCL\ACS10Q0777.EM6 (162)

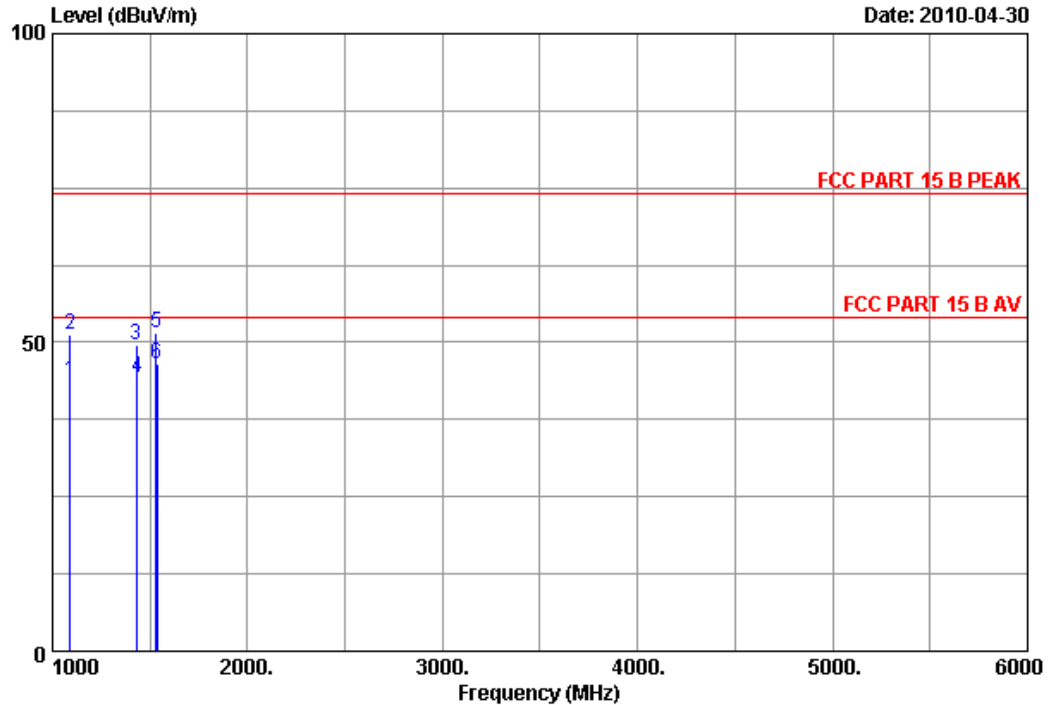


Site no.	: 3m Chamber	Data no.	: 47
Dis. / Ant.	: 3m 2009 3115	Ant. pol.	: HORIZONTAL
Limit	: FCC PART 15 B PEAK		
Env. / Ins.	: 24°C/56%	Engineer	: Jolly_Xu
EUT	: LCD TV M/N:L26HDF11TA		
Power Rating	: AC 120V/60Hz		
Test Mode	: Running 'H' Pattern And 1kHz Playing		
	HDMI2:1080P		



No.6 Ke Feng Road,Block 52,
ShenZhen Science & Industry Park
Noutou, ShenZhen, GuangDong, China
Tel:+86-755-26639495-7
Fax:+86-755-26632877
Postcode:518057

Data: 48 File: D:\2010 Repot Data\T\TCL\ACS10Q0777.EM6 (162)



Site no. : 3m Chamber Data no. : 48
 Dis. / Ant. : 3m 2009 3115 Ant. pol. : HORIZONTAL
 Limit : FCC PART 15 B PEAK
 Env. / Ins. : 24°C/56% Engineer : Jolly_Xu
 EUT : LCD TV M/N:L26HDF11TA
 Power Rating : AC 120V/60Hz
 Test Mode : Running 'H' Pattern And 1kHz Playing
 HDMI2:1080P

No.	Freq. (MHz)	Ant. Factor (dB/m)	Cable Loss (dB)	AMP factor (dBuV)	Reading (dBuV/m)	Emission Level (dBuV/m)	Limits (dB)	Margin (dB)	Remark
1	1089.620	25.37	3.85	36.44	50.82	43.60	54.00	10.40	Average
2	1090.000	25.37	3.85	36.44	58.59	51.37	74.00	22.63	Peak
3	1430.000	25.23	4.37	35.60	55.47	49.47	74.00	24.53	Peak
4	1433.740	25.22	4.39	35.60	50.26	44.27	54.00	9.73	Average
5	1530.000	25.27	4.52	35.33	56.96	51.42	74.00	22.58	Peak
6	1534.920	25.27	4.52	35.33	52.04	46.50	54.00	7.50	Average

Remarks: 1. Emission Level= Antenna Factor + Cable Loss + Reading
 -Amp Factor
 2. The emission levels that are 20dB below the official
 limit are not reported.

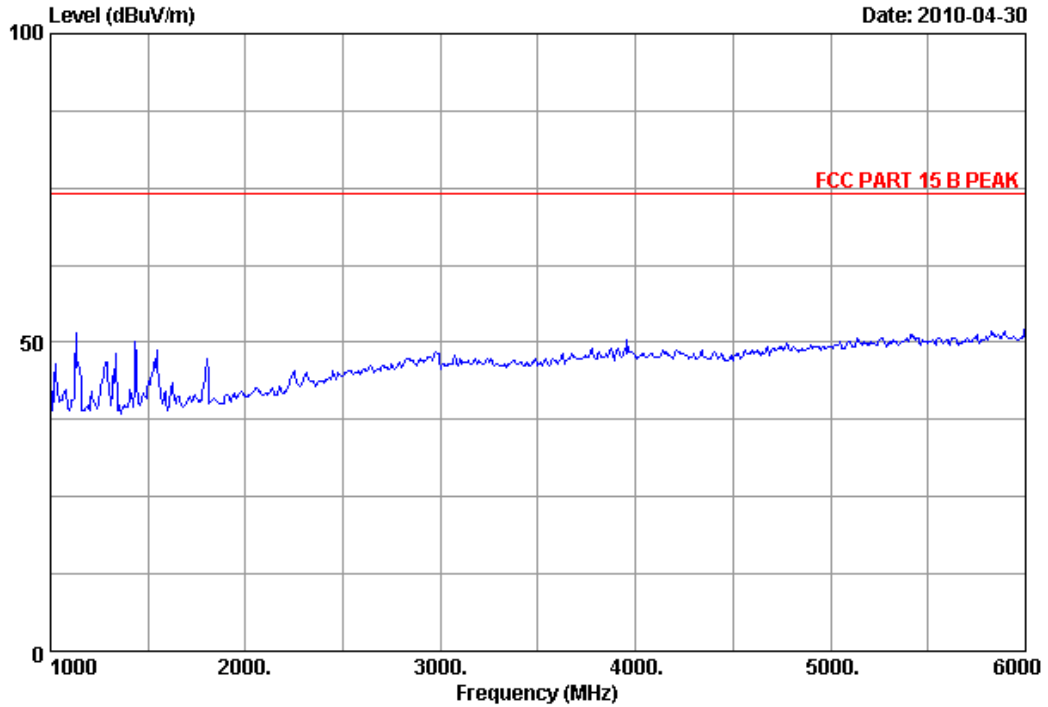


No.6 Ke Feng Road,Block 52,
ShenZhen Science & Industry Park
Noutou, ShenZhen, GuangDong, China
Tel:+86-755-26639495-7
Fax:+86-755-26632877
Postcode:518057

Data: 49

File: D:\2010 Repot Data\T\TCL\ACS10Q0777.EM6 (162)

Date: 2010-04-30

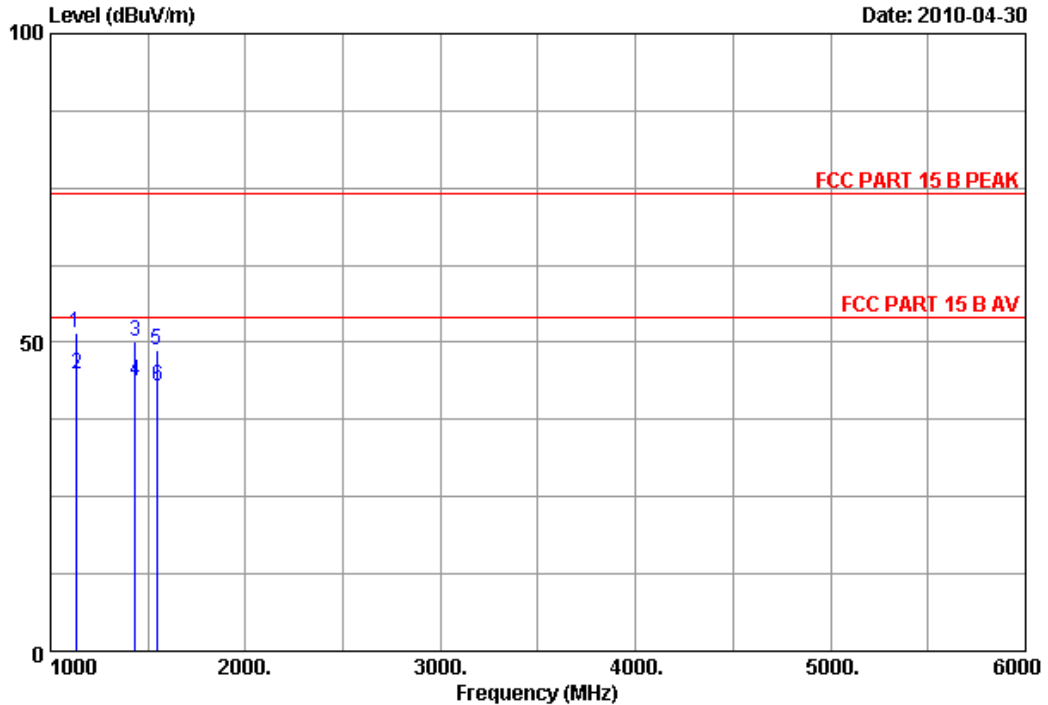


Site no.	: 3m Chamber	Data no.	: 49
Dis. / Ant.	: 3m 2009 3115	Ant. pol.	: VERTICAL
Limit	: FCC PART 15 B PEAK		
Env. / Ins.	: 24°C/56%	Engineer	: Jolly_Xu
EUT	: LCD TV M/N:L26HDF11TA		
Power Rating	: AC 120V/60Hz		
Test Mode	: Running 'H' Pattern And 1kHz Playing		
	: HDMI2:1080P		



No.6 Ke Feng Road,Block 52,
ShenZhen Science & Industry Park
Noutou, ShenZhen, GuangDong, China
Tel:+86-755-26639495-7
Fax:+86-755-26632877
Postcode:518057

Data: 50 File: D:\2010 Repot Data\T\TCL\ACS10Q0777.EM6 (162)



Site no. : 3m Chamber Data no. : 50
 Dis. / Ant. : 3m 2009 3115 Ant. pol. : VERTICAL
 Limit : FCC PART 15 B PEAK
 Env. / Ins. : 24°C/56% Engineer : Jolly_Xu
 EUT : LCD TV M/N:L26HDF11TA
 Power Rating : AC 120V/60Hz
 Test Mode : Running 'H' Pattern And 1kHz Playing
 HDMI2:1080P

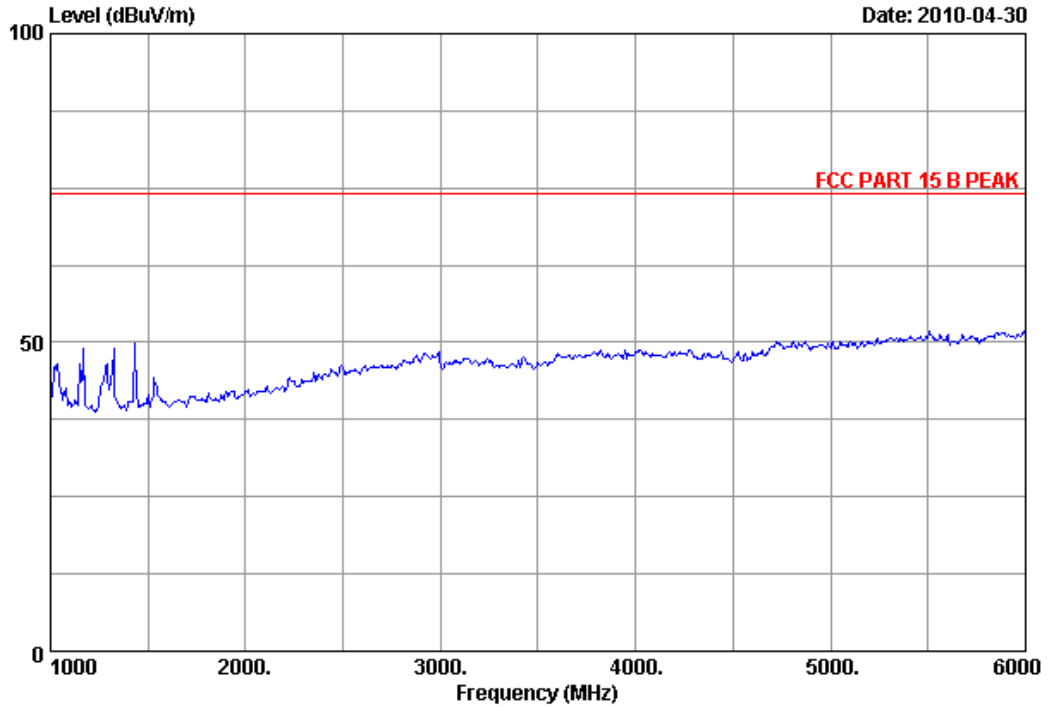
No.	Freq. (MHz)	Ant. Factor (dB/m)	Cable Loss (dB)	AMP factor (dBuV)	Reading (dBuV/m)	Emission Level (dBuV/m)	Limits (dB)	Margin (dB)	Remark
1	1130.000	25.34	3.93	36.38	58.62	51.51	74.00	22.49	Peak
2	1132.640	25.34	3.93	36.38	52.06	44.95	54.00	9.05	Average
3	1435.000	25.22	4.39	35.60	56.14	50.15	74.00	23.85	Peak
4	1436.420	25.22	4.39	35.60	49.63	43.64	54.00	10.36	Average
5	1545.000	25.31	4.55	35.27	54.02	48.61	74.00	25.39	Peak
6	1548.450	25.31	4.55	35.27	48.35	42.94	54.00	11.06	Average

Remarks: 1. Emission Level= Antenna Factor + Cable Loss + Reading - Amp Factor
 2. The emission levels that are 20dB below the official limit are not reported.



No.6 Ke Feng Road,Block 52,
ShenZhen Science & Industry Park
Noutou, ShenZhen, GuangDong, China
Tel:+86-755-26639495-7
Fax:+86-755-26632877
Postcode:518057

Data: 53 File: D:\2010 Repot Data\T\TCL\ACS10Q0777.EM6 (162)

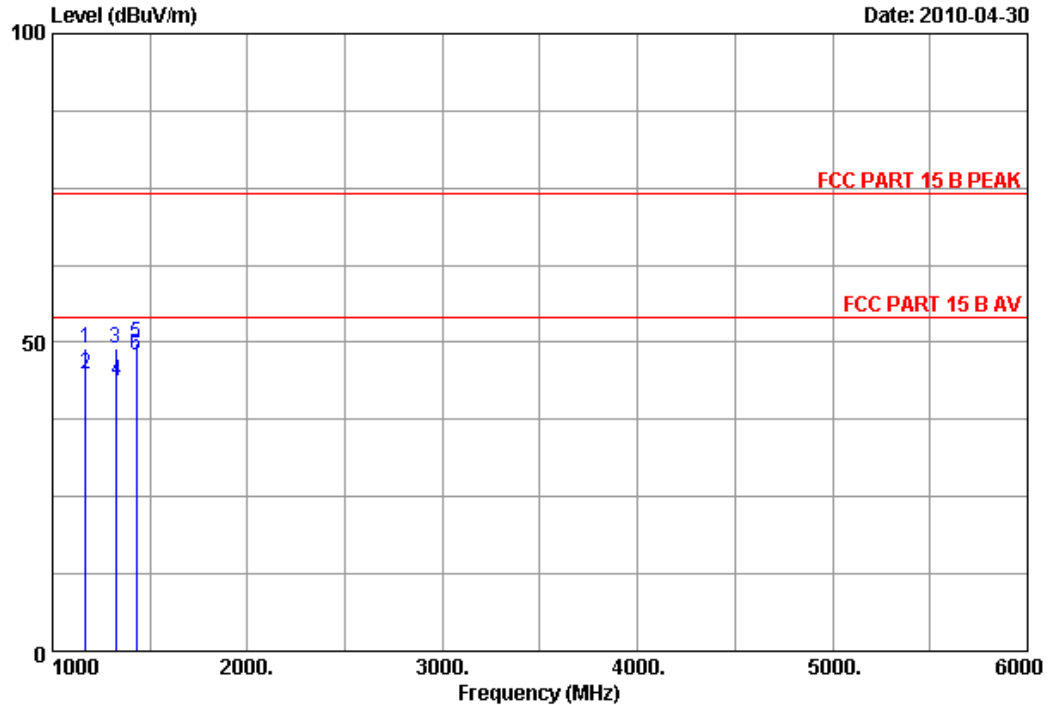


Site no.	: 3m Chamber	Data no.	: 53
Dis. / Ant.	: 3m 2009 3115	Ant. pol.	: HORIZONTAL
Limit	: FCC PART 15 B PEAK		
Env. / Ins.	: 24°C/56%	Engineer	: Jolly_Xu
EUT	: LCD TV M/N:L26HDF11TA		
Power Rating	: AC 120V/60Hz		
Test Mode	: Running 'H' Pattern And 1kHz Playing		
	: HDMI3:1080P		



No.6 Ke Feng Road,Block 52,
ShenZhen Science & Industry Park
Noutou, ShenZhen, GuangDong, China
Tel:+86-755-26639495-7
Fax:+86-755-26632877
Postcode:518057

Data: 54 File: D:\2010 Repot Data\T\TCL\ACS10Q0777.EM6 (162)



Site no. : 3m Chamber Data no. : 54
 Dis. / Ant. : 3m 2009 3115 Ant. pol. : HORIZONTAL
 Limit : FCC PART 15 B PEAK
 Env. / Ins. : 24°C/56% Engineer : Jolly_Xu
 EUT : LCD TV M/N:L26HDF11TA
 Power Rating : AC 120V/60Hz
 Test Mode : Running 'H' Pattern And 1kHz Playing
 HDMI3:1080P

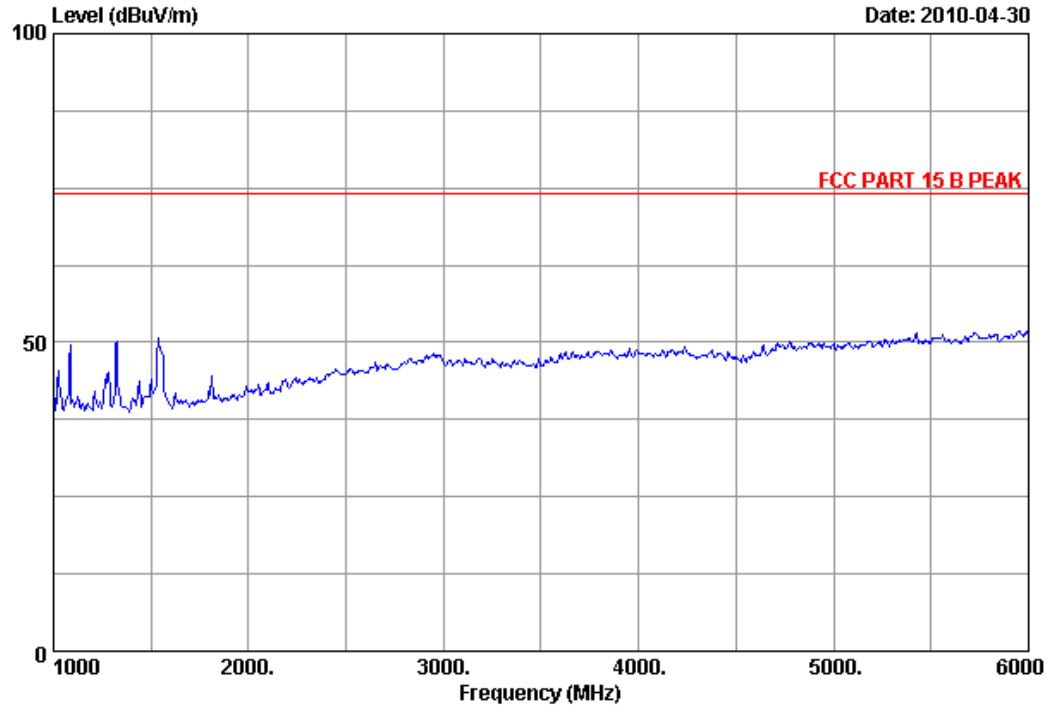
No.	Freq. (MHz)	Ant. Factor (dB/m)	Cable Loss (dB)	AMP factor (dBuV)	Reading (dBuV/m)	Emission Level (dBuV/m)	Limits (dB)	Margin (dB)	Remark
1	1170.000	25.33	3.98	36.24	56.00	49.07	74.00	24.93	Peak
2	1170.550	25.33	3.98	36.24	51.66	44.73	54.00	9.27	Average
3	1325.000	25.27	4.21	35.85	55.43	49.06	74.00	24.94	Peak
4	1327.680	25.27	4.21	35.85	50.24	43.87	54.00	10.13	Average
5	1430.000	25.23	4.37	35.60	56.00	50.00	74.00	24.00	Peak
6	1431.580	25.23	4.37	35.60	53.84	47.84	54.00	6.16	Average

Remarks: 1. Emission Level= Antenna Factor + Cable Loss + Reading -Amp Factor
 2. The emission levels that are 20dB below the official limit are not reported.



No.6 Ke Feng Road,Block 52,
ShenZhen Science & Industry Park
Noutou, ShenZhen, GuangDong, China
Tel:+86-755-26639495-7
Fax:+86-755-26632877
Postcode:518057

Data: 51 File: D:\2010 Repot Data\T\TCL\ACS10Q0777.EM6 (162)

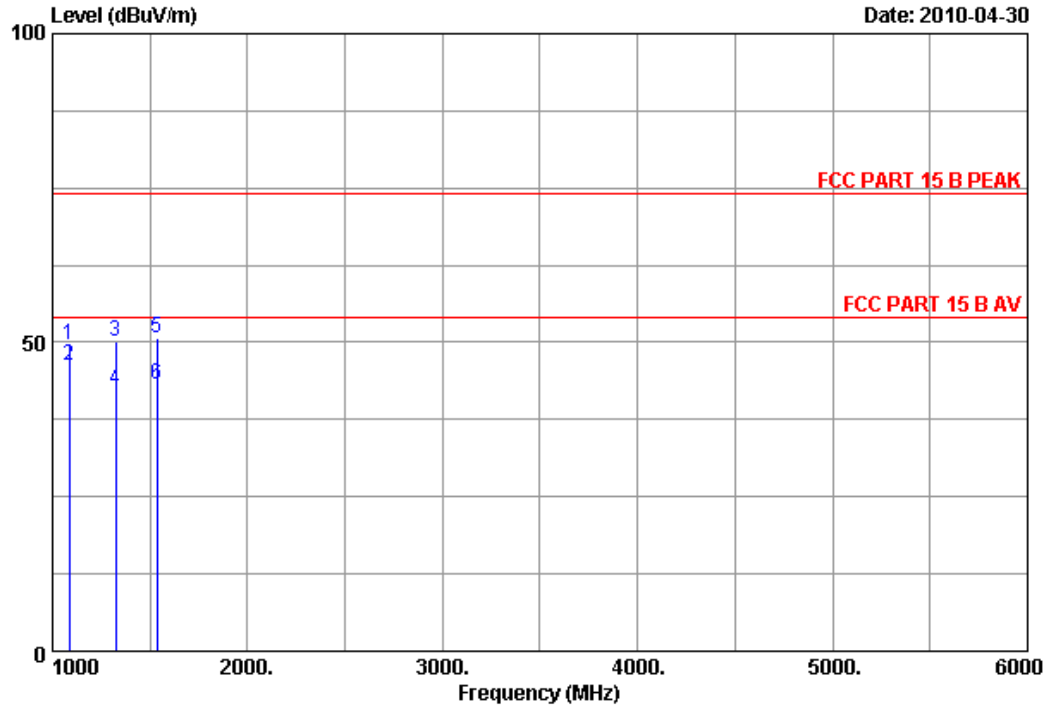


Site no.	: 3m Chamber	Data no.	: 51
Dis. / Ant.	: 3m 2009 3115	Ant. pol.	: VERTICAL
Limit	: FCC PART 15 B PEAK		
Env. / Ins.	: 24°C/56%	Engineer	: Jolly_Xu
EUT	: LCD TV M/N:L26HDF11TA		
Power Rating	: AC 120V/60Hz		
Test Mode	: Running 'H' Pattern And 1kHz Playing		
	: HDMI3:1080P		



No.6 Ke Feng Road,Block 52,
ShenZhen Science & Industry Park
Noutou, ShenZhen, GuangDong, China
Tel:+86-755-26639495-7
Fax:+86-755-26632877
Postcode:518057

Data: 52 File: D:\2010 Repot Data\T\TCL\ACS10Q0777.EM6 (162)



Site no. : 3m Chamber Data no. : 52
 Dis. / Ant. : 3m 2009 3115 Ant. pol. : VERTICAL
 Limit : FCC PART 15 B PEAK
 Env. / Ins. : 24°C/56% Engineer : Jolly_Xu
 EUT : LCD TV M/N:L26HDF11TA
 Power Rating : AC 120V/60Hz
 Test Mode : Running 'H' Pattern And 1kHz Playing
 HDMI3:1080P

No.	Freq. (MHz)	Ant. Factor (dB/m)	Cable Loss (dB)	AMP factor (dBuV)	Reading (dBuV/m)	Emission Level (dBuV/m)	Limits (dB)	Margin (dB)	Remark
1	1085.000	25.37	3.85	36.51	56.84	49.55	74.00	24.45	Peak
2	1085.842	25.37	3.85	36.51	53.51	46.22	54.00	7.78	Average
3	1325.000	25.27	4.21	35.85	56.46	50.09	74.00	23.91	Peak
4	1325.963	25.27	4.21	35.85	48.69	42.32	54.00	11.68	Average
5	1535.000	25.27	4.52	35.33	56.27	50.73	74.00	23.27	Peak
6	1535.320	25.27	4.52	35.33	48.62	43.08	54.00	10.92	Average

Remarks: 1. Emission Level= Antenna Factor + Cable Loss + Reading -Amp Factor
 2. The emission levels that are 20dB below the official limit are not reported.