

Figure 5
General Appearance of the EUT



Figure 6
Inside of the EUT



Figure 7
Inside of the EUT



Figure 8
Inside of the EUT




Figure 9
Inside of the EUT



Figure 10
Speaker of the EUT



Figure 11
Speaker of the EUT



Figure 12
Speaker of the EUT



Figure 13
Inside of the EUT




Figure 14
Inside of the EUT



Figure 15
Inside of the EUT



Figure 16
Inside of the EUT



Figure 17
Label of the EUT

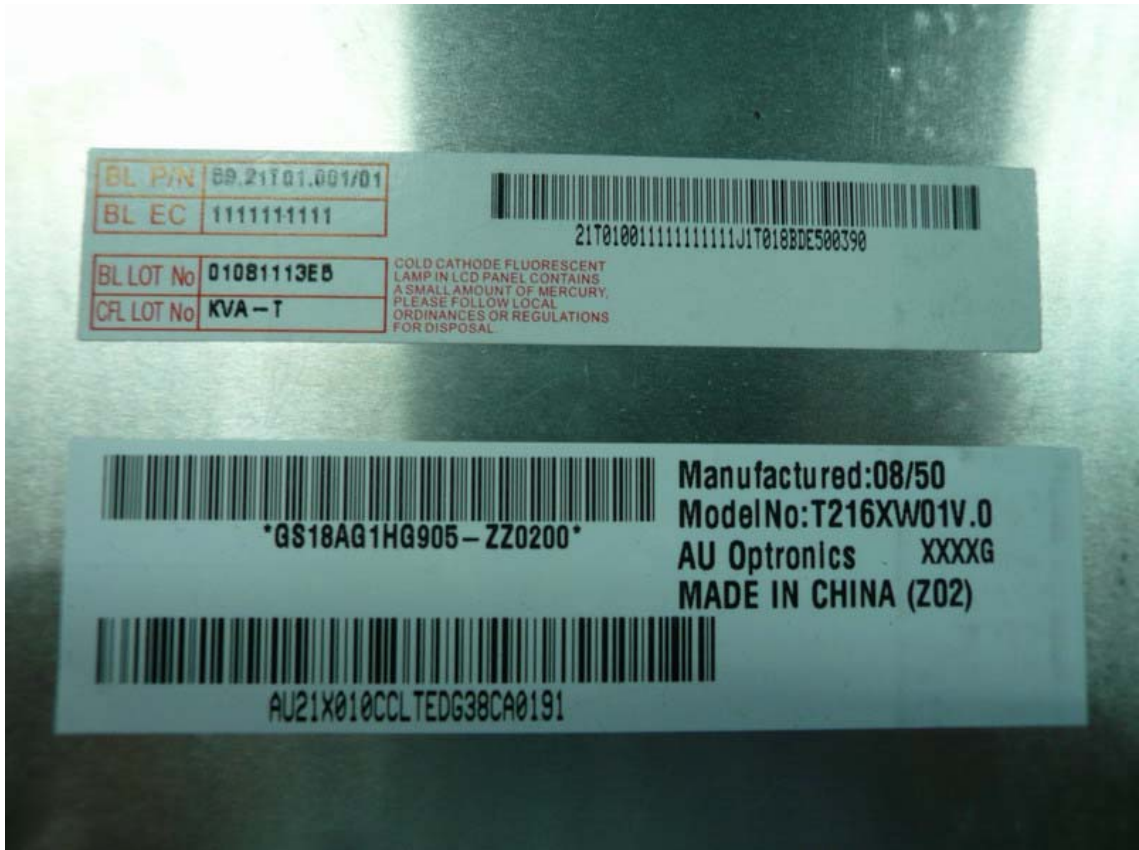


Figure 18
Component Side of the PCB




Figure 19
Component Side of the PCB




Figure 20
Tuner of the PCB



Figure 21
Component Side of the PCB




Figure 22
Component side of the PCB




Figure 23
Component side of the PCB




Figure 24
Component side of the PCB




Figure 25
Component side of the PCB



Figure 26
Component side of the PCB

