

Figure 5
General Appearance of the EUT



Figure 6
Inside of the EUT



Figure 7
Inside of the EUT



Figure 8
Inside of the EUT



Figure 9
Inside of the EUT



Figure 10
Inside of the EUT



Figure 11
Inside of the EUT



Figure 12
Inside of the EUT




Figure 13
Speaker of the EUT



Figure 14
Speaker of the EUT



Figure 15
Component Side of the PCB




Figure 16
Component Side of the PCB




Figure 17
Component Side of the PCB



Figure 18
Component side of the PCB




Figure 19
Component side of the PCB




Figure 20
Component side of the PCB




Figure 21
Component side of the PCB



Figure 22
Component side of the PCB




Figure 23
Component side of the PCB




Figure 24
Component side of the PCB




Figure 25
Component side of the PCB

