



FCC ID:W8U32B280

APPLICATION OF CERTIFICATION

For

TTE Technology Inc.

LCD TV

Brand Name	Model Number
TCL	32D2700;32D2710;32D2720;32D2730; 32D2730A;32D2740

FCC ID: W8U32B280

Prepared for : TTE Technology Inc.
2455 Anselmo Drive, Suite 101, Corona, CA 92879

Prepared By: Audix Technology (Shenzhen) Co., Ltd.
No. 6, Ke Feng Rd., 52 Block,
Shenzhen Science & Industrial Park,
Nantou, Shenzhen, Guangdong, China

Tel: (0755) 26639496
Fax: (0755) 26632877

Report Number : ACS- F15061
Date of Test : Mar.02, 2015
Date of Report : Mar.20, 2015

TABLE OF CONTENTS

Description	Page
Test Report Certification	
1. SUMMARY OF STANDARDS AND RESULTS	1-1
1.1. Description of Standards and Results	1-1
2. GENERAL INFORMATION.....	2-1
2.1. Description of Device (EUT).....	2-1
2.2. Tested Supporting System Details	2-2
2.3. Block diagram of connection between the EUT and simulators.....	2-3
2.4. Test Facility	2-4
2.5. Measurement Uncertainty (95% confidence levels, k=2).....	2-4
3. POWER LINE CONDUCTED EMISSION MEASUREMENT.....	3-1
3.1. Test Equipment.....	3-1
3.2. Block Diagram of Test Setup.....	3-1
3.3. Power Line Conducted Emission Test Limits	3-1
3.4. Configuration of EUT on Test.....	3-2
3.5. Operating Condition of EUT	3-2
3.6. Test Procedure	3-2
3.7. Conducted Emission at Mains Terminals Test Results.....	3-2
4. RADIATED EMISSION MEASUREMENT.....	4-1
4.1. Test Equipment.....	4-1
4.2. Block Diagram of Test Setup.....	4-2
4.3. Radiated Emission Limit	4-3
4.4. EUT Configuration on Test	4-3
4.5. Operating Condition of EUT	4-3
4.6. Test Procedure	4-3
4.7. Radiated Emission Test Results.....	4-4
5. DEVIATION TO TEST SPECIFICATIONS	5-1
6. PHOTOGRAPH	6-1
6.1. Photos of Power Line Conducted Emission Test.....	6-1
6.2. Photos of Radiated Emission Test (In Anechoic Chamber)	6-2
7. PHOTOS OF THE EUT	7-1

FCC ID: W8U32B280

TEST REPORT CERTIFICATION

Applicant : TTE Technology Inc.
 Manufacturer : TCL King Electrical Appliances (Huizhou) Co., Ltd.
 EUT Description : LCD TV
 FCC ID : W8U32B280

(A) Model No. & Brand Name :	Brand Name	Model Number
	TCL	32D2700;32D2710;32D2720;32D2730; 32D2730A;32D2740

(B) Power Supply : AC 120V/60Hz
 (C) Test Voltage : AC 120V/60Hz

Measurement Standard Used:

FCC Rules and Regulations Part 15 Subpart B Class B 2013

The device described above is tested by AUDIX TECHNOLOGY (SHENZHEN) CO., LTD. to determine the maximum emission levels emanating from the device. The maximum emission levels are compared to the FCC Part 15 Subpart B Class B limits both conducted and radiated emissions. The test results are contained in this test report and AUDIX TECHNOLOGY (SHENZHEN) CO., LTD. is assumed of full responsibility for the accuracy and completeness of these tests. This report contains data that are not covered by the NVLAP accreditation.

After the test, our opinion is that EUT compliance with the requirement of the above standards.

This Report is made under FCC Part 2.1075. No modifications were required during testing to bring this product into compliance.

This report applies to above tested sample only. This report shall not be reproduced in parts without written approval of AUDIX TECHNOLOGY (SHENZHEN) CO., LTD.

The report must not be used by the client to claim product certification, approval, or endorsement by NVLAP, NIST, or any agency of the federal government.

Date of Test : Mar.02, 2015 Report of date: Mar.20, 2015

Prepared by : Eva Yin Reviewed by : Sun Zeng
 Eva Yin / Assistant Sun Zeng / Assistant Manager



Approved & Authorized Signer : David Jin
 David Jin / Manager

1. SUMMARY OF STANDARDS AND RESULTS

1.1. Description of Standards and Results

The EUT have been tested according to the applicable standards as referenced below.

EMISSION			
Description of Test Item	Standard	Results	Remarks
Power Line Conducted Emission Test	FCC Part 15: 2013 ANSI C63.4: 2009	PASS	Meets Class B Limit Minimum passing margin is 12.07dB at 0.30100
Radiated Emission Test (30-1000MHz)	FCC Part 15: 2013 ANSI C63.4: 2009	PASS	Meets Class B Limit Minimum passing margin is 5.02 at 46.015
Radiated Emission Test (1-5GHz)	FCC Part 15: 2013 ANSI C63.4: 2009	PASS	Meets Class B Limit Minimum passing margin is 10.85 at 3712.90

2. GENERAL INFORMATION

2.1. Description of Device (EUT)

Description : LCD TV

Model Number & Brand Name	Brand Name	Model Number
	TCL	32D2700;32D2710;32D2720;32D2730; 32D2730A;32D2740

Only Model Name and 32B2800 screen structure is different.

FCC ID : W8U32B280

Test Mode : 32D2700

Remote : Manufacturer: TCL

Applicant : TTE Technology Inc.
2455 Anselmo Drive, Suite 101, Corona, CA 92879

Manufacturer : TCL King Electrical Appliances (Huizhou) Co., Ltd.
Section 19, Zhongkai Development Zone for New and High Level
TECH Industries, Huizhou, Guangdong 516006, P.R. China.

FREQUENCIES USED AND GENERATED WITHIN DEVICE	
LVDS (HD)	78MHZ
LVDS (FHD)	75MHZ
IF	6MHz
DDR	736MHz

Internal photos of the EUT shows AC sockets line, FCC WIRE line, debug with the countermeasure scheme, these countermeasures and EUT production together.

Date of Test : Mar.02, 2015

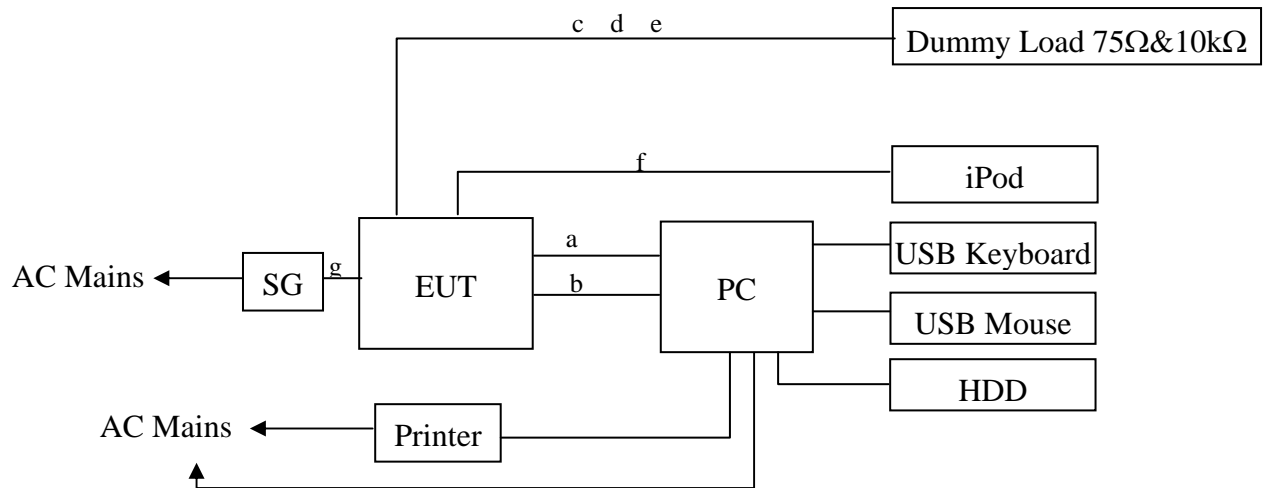
Date of Receipt : Feb.28, 2015

Sample Type : Prototype production

2.2. Tested Supporting System Details

	Description	ACS No.	Manufacturer	Model	Serial Number	Approved type
1.	Personal Computer	Test PC S	DELL	Vostro 470	2SP05W1	<input checked="" type="checkbox"/> FCC DoC <input checked="" type="checkbox"/> BSMI ID:R33002 Power Cord: Unshielded, Detachable, 1.8m Display Card: HD3450 (DVI+VGA+HDMI)
2.	USB Keyboard	ACS-EMC- K04R	DELL	SK-8115	CN-ODJ313-71616-6 BB-049J	<input checked="" type="checkbox"/> FCC DoC <input checked="" type="checkbox"/> BSMI ID: T3A002 Data Cable: shielded, Undetachable, 2.0m
3.	Printer	ACS-EMC-PT04	HP	C9079A	N/A	<input checked="" type="checkbox"/> FCC DoC <input checked="" type="checkbox"/> BSMI ID: R33001 USB Cable: Shielded, Detachable, 1.8m Power Cord: Unshielded, Detachable, 1.8m Power Adapter: HP, M/N: 0957-2119, BSMI ID: R33030, DC Cable: Unshielded, Detachable, 1.5m
4.	USB Mouse	ACS-EMC-M04R	DELL	M056UO	512024282	<input checked="" type="checkbox"/> FCC DoC <input checked="" type="checkbox"/> BSMI ID: R41108 Data Cable: shielded, Undetachable, 1.8m
5.	iPod	ACS-EMC-IP01	APPLE	A1199	YM711H3LVQ5	<input checked="" type="checkbox"/> FCC DoC <input checked="" type="checkbox"/> BSMI ID: R33057 Data Cable: Shielded, Detachable, 1.0m
6.	HDD	ACS-EMC-HDD01	Terasys	F12-UF	A0100215-5390018	<input checked="" type="checkbox"/> FCC DoC <input checked="" type="checkbox"/> BSMI ID: 4912A022 USB Cable: Shielded, Detachable, 1.8m
7.	Power Cable: Unshielded, Detachable, 1.8m HDMI Cable: Shielded, Detachable, 1.8m VGA Cable: Shielded, Detachable, 1.8m Audio (R+L) Cable: Unshielded, Detachable, 1.8m					

2.3. Block diagram of connection between the EUT and simulators



- a: HDMI*2Cable
- b: VGA Cable
- c: Component Cable
- d: Audio (R+L) Cable
- e: SPDIF Out Cable
- f: USB Cable
- g: TV Cable

(EUT: LCD TV)

2.4. Test Facility

Site Description

Name of Firm : Audix Technology (Shenzhen) Co., Ltd.
No. 6, Ke Feng Rd., 52 Block, Shenzhen
Science & Industrial Park, Nantou,
Shenzhen, Guangdong, China

3m Anechoic Chamber : Certificated by FCC, USA
Registration Number: 90454
Valid Date: Dec.30, 2017

3m & 10m Anechoic Chamber : Certificated by FCC, USA
Registration Number: 794232
Valid Date: Oct.31, 2015

EMC Lab. : Accredited by DAkkS, Germany
Registration No: D-PL-12151-01-00
Valid Date: Dec.15, 2016

: Accredited by NVLAP, USA
NVLAP Code: 200372-0
Valid Date: Mar.31, 2015

2.5. Measurement Uncertainty (95% confidence levels, k=2)

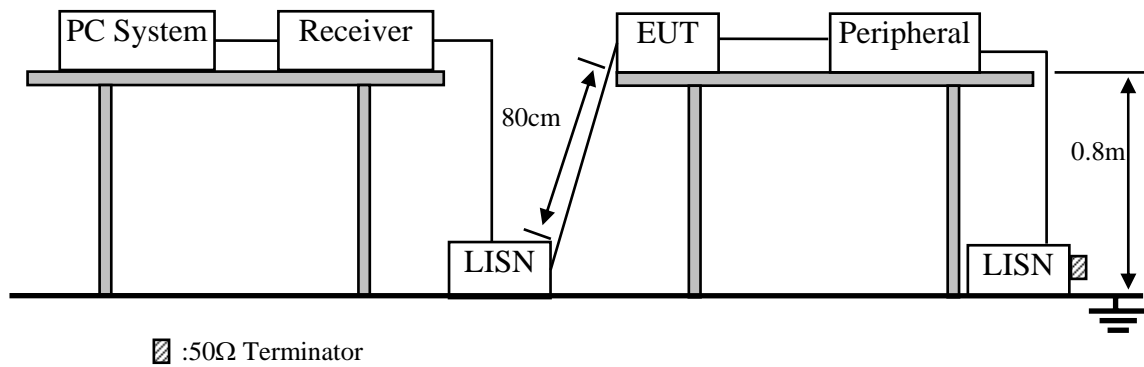
Test Item	Uncertainty
Uncertainty for Conduction emission test in No. 1 Conduction	3.1 dB(150kHz to 30MHz)
Uncertainty for Radiation Emission test in 3m chamber	3.3dB(30~200MHz, Polarize: H)
	3.3dB(30~200MHz, Polarize: V)
	3.5dB(200M~1GHz, Polarize: H)
	3.4dB(200M~1GHz, Polarize: V)
Uncertainty for Radiation Emission test in 3m chamber (1GHz-18GHz)	5.1dB(Distance: 3m, Polarize: V)
	5.3dB(Distance: 3m, Polarize: H)
Uncertainty for test site temperature and humidity	3%
	0.6°C

3. POWER LINE CONDUCTED EMISSION MEASUREMENT

3.1. Test Equipment

Item	Equipment	Manufacturer	Model No.	Serial No.	Last Cal.	Cal. Interval
1.	1# Shielding Room	AUDIX	N/A	N/A	Apr.17,14	1 Year
2.	Test Receiver	Rohde & Schwarz	ESHS10	838693/001	Oct.29,14	1 Year
3.	L.I.S.N.#1	Rohde & Schwarz	ESH2-Z5	100429	Oct.29,14	1 Year
4.	L.I.S.N.#3	Kyoritsu	KNW-242C	8-1920-1	Apr.28,14	1 Year
5.	Terminator	Hubersuhner	50Ω	No.1	Apr.28,14	1 Year
6.	Terminator	Hubersuhner	50Ω	No.2	Apr.28,14	1 Year
7.	RF Cable	Hubersuhner	RG58	0100.6954.20#	Oct.29,14	1 Year
8.	Coaxial Switch	Anritsu	MP59B	6200298346	Apr.28,14	1 Year
9.	Pulse Limiter	Rohde & Schwarz	ESH3-Z2	101838	Oct.29,14	1 Year

3.2. Block Diagram of Test Setup



3.3. Power Line Conducted Emission Test Limits

Frequency	Maximum RF Line Voltage	
	Quasi-Peak Level dB(μV)	Average Level dB(μV)
150kHz ~ 500kHz	66 ~ 56*	56 ~ 46*
500kHz ~ 5MHz	56	46
5MHz ~ 30MHz	60	50

- Notes: 1. * Decreasing linearly with logarithm of frequency.
 2. The lower limit shall apply at the transition frequencies.

3.4. Configuration of EUT on Test

The following equipment are installed on Power Line Conducted Emission Test to meet the commission requirement and operating regulations in a manner which tends to maximize its emission characteristics in a normal application.

3.4.1. LCD TV (EUT)

Model Number : 32D2700
Serial Number : N/A

3.4.2. Support Equipment : As Tested Supporting System Detail, in Section 2.2.

3.5. Operating Condition of EUT

3.5.1. Setup the EUT and simulator as shown as Section 3.2.

3.5.2. Turn on the power of all equipment.

3.5.3. PC system ran the Self-test program “EMC Test. exe” by windows XP and sent “H” Character to LCD TV (EUT) , the Screen of EUT displayed and filled with “H” pattern, use white letters on a black ground, set the contrast control to maximum, set the brightness control to maximum and measure it.

3.5.4. The other peripheral devices were driven and operated in turn during all testing.

3.6. Test Procedure

The EUT was placed on a non-metallic table, 80cm above the ground plane. The EUT Power connected to the power mains through a line impedance stabilization network (L.I.S.N. 1#). This provided a 50-ohm coupling impedance for the EUT (Please refer to the block diagram of the test setup and photographs). The other peripheral devices power cord connected to the power mains through a line impedance stabilization network (L.I.S.N.# 3). Both sides of power line were checked for maximum conducted interference. In order to find the maximum emission, the relative positions of equipments and all of the interface cables were changed according to ANSI C63.4: 2009 on conducted Emission test.

The bandwidth of test receiver (R&S TEST RECEIVER ESHS10) is set at 9kHz.

The frequency range from 150kHz to 30MHz is checked. The test result are reported on Section 3.7.

3.7. Conducted Emission at Mains Terminals Test Results

PASS. (All emissions not reported below are too low against the prescribed limits.)

The EUT with the following test modes were tested and selected to read Q.P values and average values, all the test results are listed in next pages.

EUT: LCD TV

Model No. : 32D2700

Test Date: Mar.02, 2015

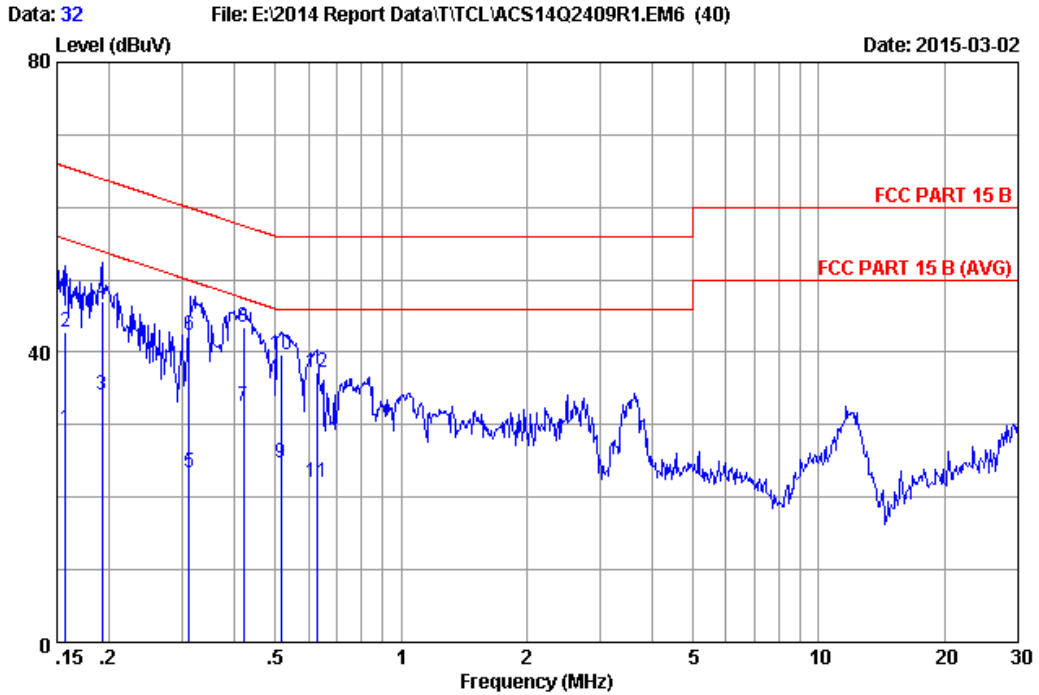
Temperature: 23.5°C

Humidity: 48%

The details of test modes are as follows :

The worst for video test mode						
No.	Test Mode	Input Port	Resolution & Frequency	Reference Test Data No.		
				Line	Neutral	
1.	PC Mode	HDMI 1	1920*1080/60Hz	#32	#31	
2.		HDMI 2	1920*1080/60Hz	#33	#34	
3. ※		VGA		640*480/60Hz	#39	#40
4.				1024*768/60Hz	#38	#37
5.				1366*768/60Hz	#35	#36

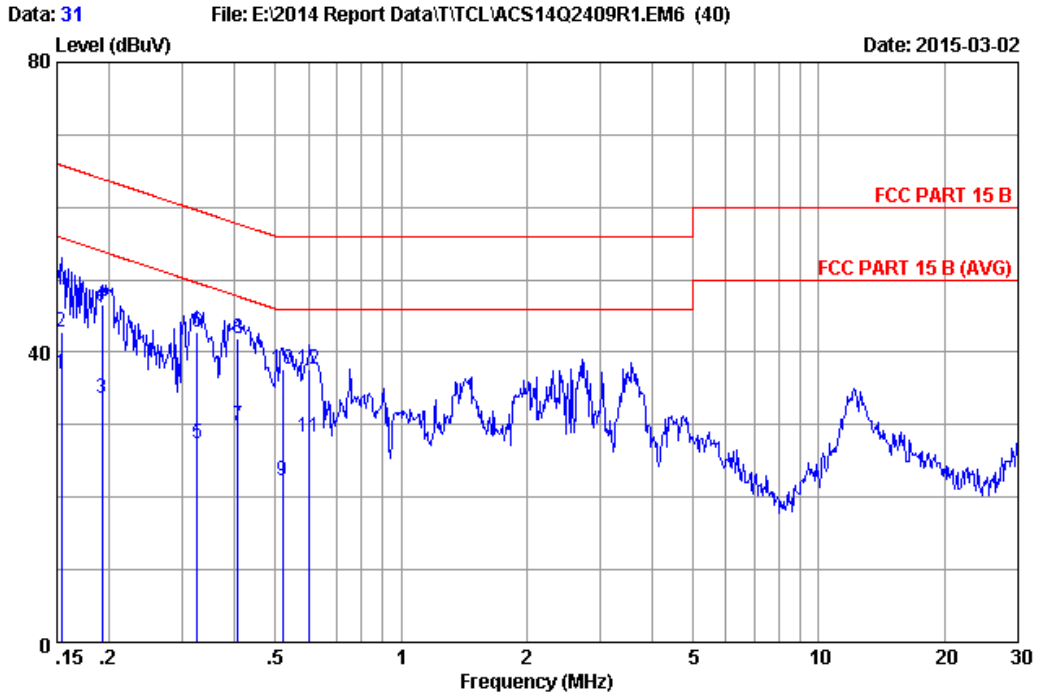
(※ Worst test mode)



Site no :1# Conduction Data No :32
 Dis./Ant. :2014 ESH2-Z5 LINE
 Limit :FCC PART 15 B
 Env./Ins. :23.5°C/48% Engineer :Nick_Huang
 EUT :LCD TV M/N:32D2700
 Power Rating :AC 120V/50Hz
 Test Mode :PC Mode
 Running "H" Pattern And 1KHz Playing
 HDMI 1:1920*1080@60Hz

No	Freq (MHz)	LISN Factor (dB)	Cable Loss (dB)	Reading (dBuV)	Emission Level (dBuV)	Limits (dBuV)	Margin (dB)	Remark
1	0.15700	0.14	9.89	19.40	29.43	55.62	26.19	Average
2	0.15700	0.14	9.89	32.80	42.83	65.62	22.79	QP
3	0.19200	0.13	9.90	24.00	34.03	53.95	19.92	Average
4	0.19200	0.13	9.90	37.00	47.03	63.95	16.92	QP
5	0.31100	0.13	9.90	13.30	23.33	49.94	26.61	Average
6	0.31100	0.13	9.90	32.40	42.43	59.94	17.51	QP
7	0.41900	0.71	9.90	22.00	32.61	47.47	14.86	Average
8	0.41900	0.71	9.90	32.90	43.51	57.47	13.96	QP
9	0.51500	0.15	9.90	14.60	24.65	46.00	21.35	Average
10	0.51500	0.15	9.90	29.60	39.65	56.00	16.35	QP
11	0.63000	0.15	9.91	11.89	21.95	46.00	24.05	Average
12	0.63000	0.15	9.91	27.09	37.15	56.00	18.85	QP

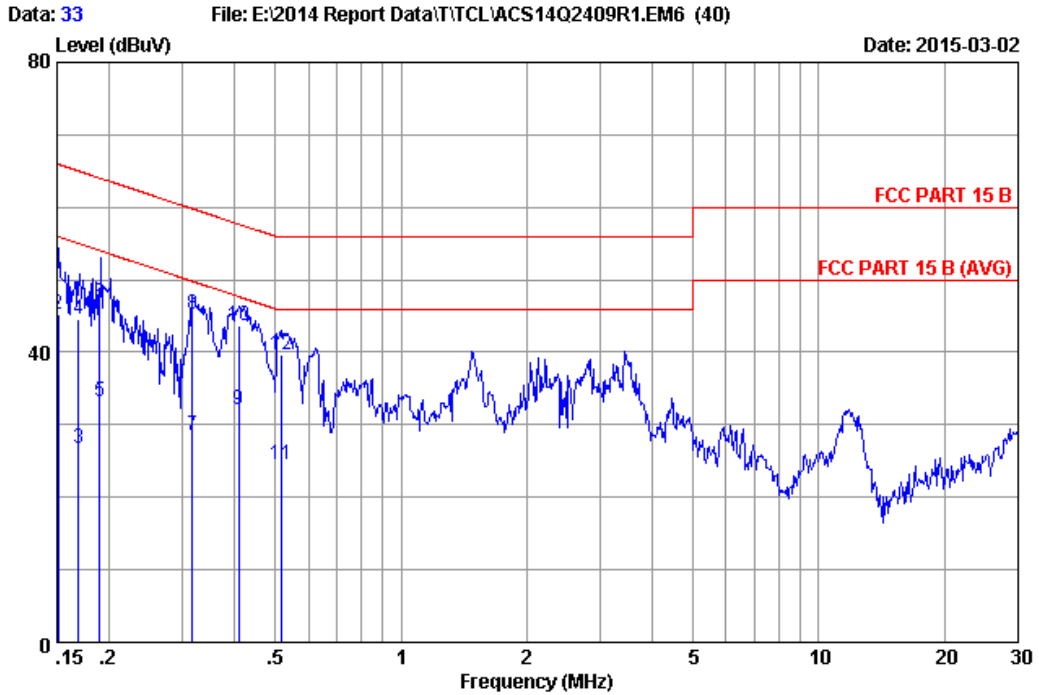
Remarks: 1. Emission Level=LISN Factor+Cable Loss(Include 10dB pulse limit)+Reading.
 2. If the average limit is met when using a quasi-peak detector, the EUT shall be deemed to meet both limits and measurement with average detector is unnecessary.



Site no :1# Conduction Data No :31
 Dis./Ant. :2014 ESH2-Z5 NEUTRAL
 Limit :FCC PART 15 B
 Env./Ins. :23.5°C/48% Engineer :Nick_Huang
 EUT :LCD TV M/N:32D2700
 Power Rating :AC 120V/50Hz
 Test Mode :PC Mode
 Running "H" Pattern And 1KHz Playing
 HDMI 1:1920*1080@60Hz

No	Freq (MHz)	LISN Factor (dB)	Cable Loss (dB)	Reading (dBuV)	Emission Level (dBuV)	Limits (dBuV)	Margin (dB)	Remark
1	0.15400	0.13	9.89	26.90	36.92	55.78	18.86	Average
2	0.15400	0.13	9.89	32.80	42.82	65.78	22.96	QP
3	0.19200	0.13	9.90	23.70	33.73	53.95	20.22	Average
4	0.19200	0.13	9.90	36.50	46.53	63.95	17.42	QP
5	0.32500	0.15	9.90	17.30	27.35	49.58	22.23	Average
6	0.32500	0.15	9.90	32.80	42.85	59.58	16.73	QP
7	0.40600	0.15	9.90	19.80	29.85	47.73	17.88	Average
8	0.40600	0.15	9.90	31.80	41.85	57.73	15.88	QP
9	0.52000	0.16	9.90	12.30	22.36	46.00	23.64	Average
10	0.52000	0.16	9.90	27.60	37.66	56.00	18.34	QP
11	0.60400	0.16	9.91	18.20	28.27	46.00	17.73	Average
12	0.60400	0.16	9.91	27.60	37.67	56.00	18.33	QP

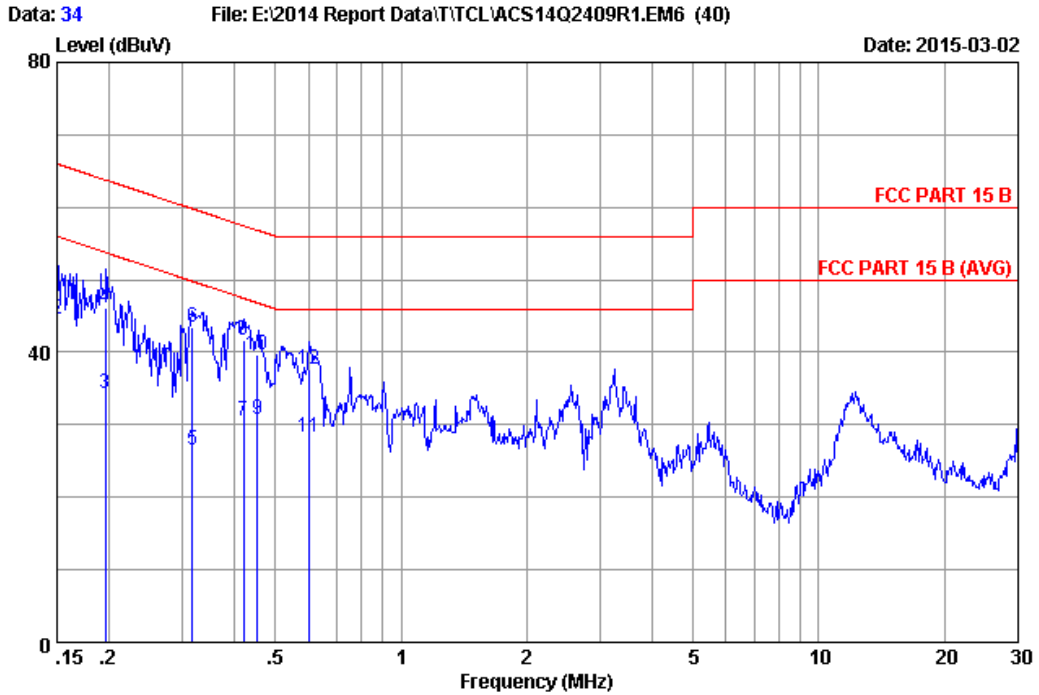
Remarks: 1. Emission Level=LISN Factor+Cable Loss(Include 10dB pulse limit)+Reading.
 2. If the average limit is met when using a quasi-peak detector, the EUT shall be deemed to meet both limits and measurement with average detector is unnecessary.



Site no :1# Conduction Data No :33
 Dis./Ant. :2014 ESH2-Z5 LINE
 Limit :FCC PART 15 B
 Env./Ins. :23.5°C/48% Engineer :Nick_Huang
 EUT :LCD TV M/N:32D2700
 Power Rating :AC 120V/50Hz
 Test Mode :PC Mode
 Running "H" Pattern And 1KHz Playing
 HDMI 2:1920*1080@60Hz

No	Freq (MHz)	LISN Factor (dB)	Cable Loss (dB)	Reading (dBuV)	Emission Level (dBuV)	Limits (dBuV)	Margin (dB)	Remark
1	0.15100	0.14	9.89	30.20	40.23	55.94	15.71	Average
2	0.15100	0.14	9.89	35.20	45.23	65.94	20.71	QP
3	0.16900	0.14	9.89	16.70	26.73	55.01	28.28	Average
4	0.16900	0.14	9.89	34.50	44.53	65.01	20.48	QP
5	0.19000	0.13	9.90	23.10	33.13	54.04	20.91	Average
6	0.19000	0.13	9.90	36.80	46.83	64.04	17.21	QP
7	0.31600	0.13	9.90	18.40	28.43	49.81	21.38	Average
8	0.31600	0.13	9.90	35.20	45.23	59.81	14.58	QP
9	0.40800	0.80	9.90	21.40	32.10	47.69	15.59	Average
10	0.40800	0.80	9.90	33.00	43.70	57.69	13.99	QP
11	0.51500	0.15	9.90	14.40	24.45	46.00	21.55	Average
12	0.51500	0.15	9.90	29.60	39.65	56.00	16.35	QP

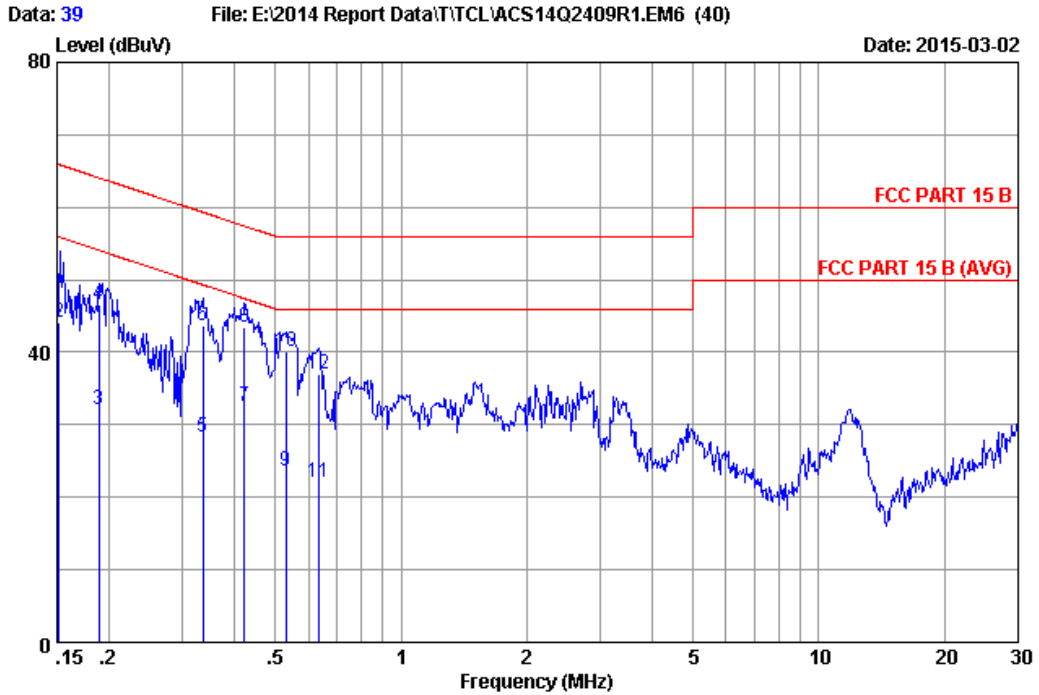
Remarks: 1. Emission Level=LISN Factor+Cable Loss(Include 10dB pulse limit)+Reading.
 2. If the average limit is met when using a quasi-peak detector, the EUT shall be deemed to meet both limits and measurement with average detector is unnecessary.



Site no :1# Conduction Data No :34
 Dis./Ant. :2014 ESH2-Z5 NEUTRAL
 Limit :FCC PART 15 B
 Env./Ins. :23.5°C/48% Engineer :Nick_Huang
 EUT :LCD TV M/N:32D2700
 Power Rating :AC 120V/50Hz
 Test Mode :PC Mode
 Running "H" Pattern And 1KHz Playing
 HDMI 2:1920*1080@60Hz

No	Freq (MHz)	LISN Factor (dB)	Cable Loss (dB)	Reading (dBuV)	Emission Level (dBuV)	Limits (dBuV)	Margin (dB)	Remark
1	0.15000	0.13	9.89	29.80	39.82	56.00	16.18	Average
2	0.15000	0.13	9.89	34.50	44.52	66.00	21.48	QP
3	0.19600	0.13	9.90	24.20	34.23	53.78	19.55	Average
4	0.19600	0.13	9.90	36.10	46.13	63.78	17.65	QP
5	0.31600	0.15	9.90	16.50	26.55	49.81	23.26	Average
6	0.31600	0.15	9.90	33.30	43.35	59.81	16.46	QP
7	0.41900	0.15	9.90	20.40	30.45	47.47	17.02	Average
8	0.41900	0.15	9.90	31.70	41.75	57.47	15.72	QP
9	0.45300	0.16	9.90	20.70	30.76	46.82	16.06	Average
10	0.45300	0.16	9.90	29.50	39.56	56.82	17.26	QP
11	0.60400	0.16	9.91	18.30	28.37	46.00	17.63	Average
12	0.60400	0.16	9.91	27.60	37.67	56.00	18.33	QP

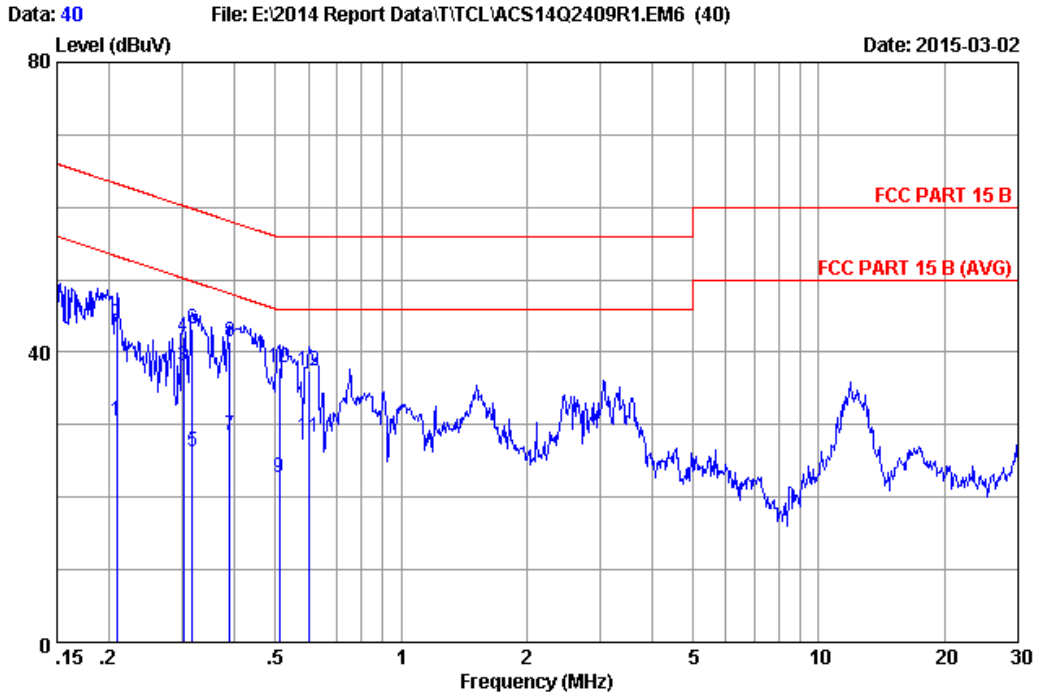
Remarks: 1.Emission Level=LISN Factor+Cable Loss(Include 10dB pulse limit)+Reading.
 2.If the average limit is met when using a quasi-peak detector, the EUT shall be deemed to meet both limits and measurement with average detector is unnecessary.



Site no :1# Conduction Data No :39
 Dis./Ant. :2014 ESH2-Z5 LINE
 Limit :FCC PART 15 B
 Env./Ins. :23.5°C/48% Engineer :Nick_Huang
 EUT :LCD TV M/N:32D2700
 Power Rating :AC 120V/50Hz
 Test Mode :PC Mode
 Running "H" Pattern And 1KHz Playing
 VGA:640*480@60Hz

No	Freq (MHz)	LISN Factor (dB)	Cable Loss (dB)	Reading (dBuV)	Emission Level (dBuV)	Limits (dBuV)	Margin (dB)	Remark
1	0.15200	0.14	9.89	29.50	39.53	55.89	16.36	Average
2	0.15200	0.14	9.89	34.00	44.03	65.89	21.86	QP
3	0.18900	0.13	9.90	22.00	32.03	54.08	22.05	Average
4	0.18900	0.13	9.90	36.60	46.63	64.08	17.45	QP
5	0.33500	0.14	9.90	18.30	28.34	49.33	20.99	Average
6	0.33500	0.14	9.90	33.60	43.64	59.33	15.69	QP
7	0.42100	0.70	9.90	21.90	32.50	47.43	14.93	Average
8	0.42100	0.70	9.90	32.90	43.50	57.43	13.93	QP
9	0.52900	0.15	9.90	13.50	23.55	46.00	22.45	Average
10	0.52900	0.15	9.90	30.10	40.15	56.00	15.85	QP
11	0.63300	0.15	9.91	11.99	22.05	46.00	23.95	Average
12	0.63300	0.15	9.91	26.99	37.05	56.00	18.95	QP

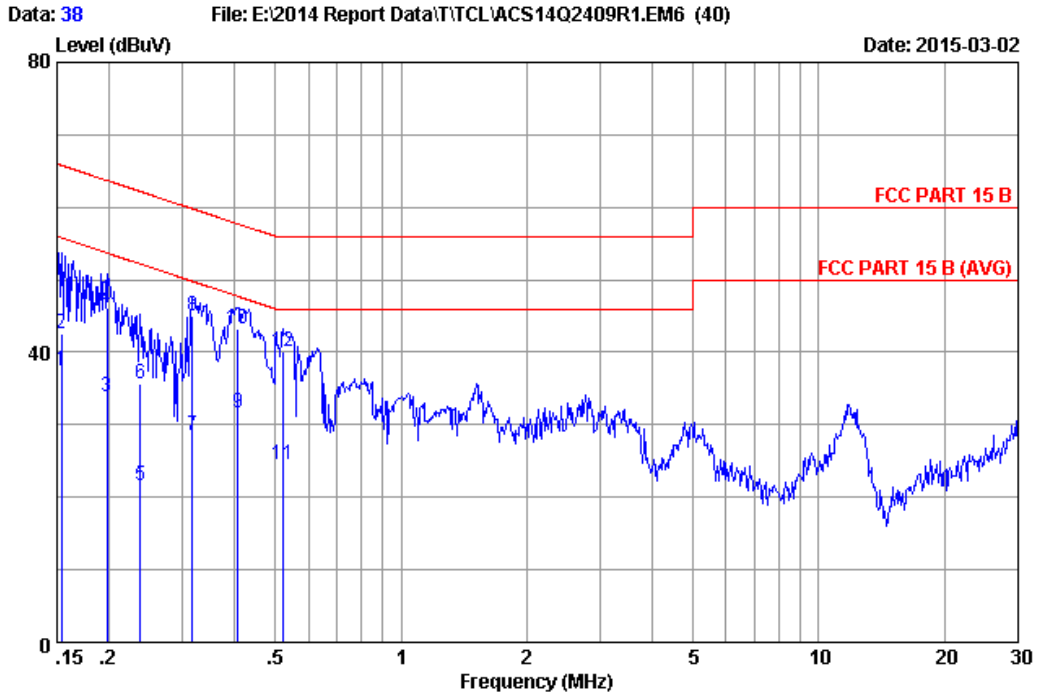
Remarks: 1.Emission Level=LISN Factor+Cable Loss(Include 10dB pulse limit)+Reading.
 2.If the average limit is met when using a quasi-peak detector, the EUT shall be deemed to meet both limits and measurement with average detector is unnecessary.



Site no :1# Conduction Data No :40
 Dis./Ant. :2014 ESH2-Z5 NEUTRAL
 Limit :FCC PART 15 B
 Env./Ins. :23.5°C/48% Engineer :Nick_Huang
 EUT :LCD TV M/N:32D2700
 Power Rating :AC 120V/50Hz
 Test Mode :PC Mode
 Running "H" Pattern And 1KHz Playing
 VGA:640*480@60Hz

No	Freq (MHz)	LISN Factor (dB)	Cable Loss (dB)	Reading (dBuV)	Emission Level (dBuV)	Limits (dBuV)	Margin (dB)	Remark
1	0.20900	0.13	9.90	20.50	30.53	53.24	22.71	Average
2	0.20900	0.13	9.90	33.90	43.93	63.24	19.31	QP
3	0.30100	0.15	9.90	28.10	38.15	50.22	12.07	Average
4	0.30100	0.15	9.90	32.00	42.05	60.22	18.17	QP
5	0.31600	0.15	9.90	16.20	26.25	49.81	23.56	Average
6	0.31600	0.15	9.90	33.10	43.15	59.81	16.66	QP
7	0.38900	0.15	9.90	18.50	28.55	48.09	19.54	Average
8	0.38900	0.15	9.90	31.30	41.35	58.09	16.74	QP
9	0.51200	0.16	9.90	12.70	22.76	46.00	23.24	Average
10	0.51200	0.16	9.90	27.80	37.86	56.00	18.14	QP
11	0.60400	0.16	9.91	18.30	28.37	46.00	17.63	Average
12	0.60400	0.16	9.91	27.40	37.47	56.00	18.53	QP

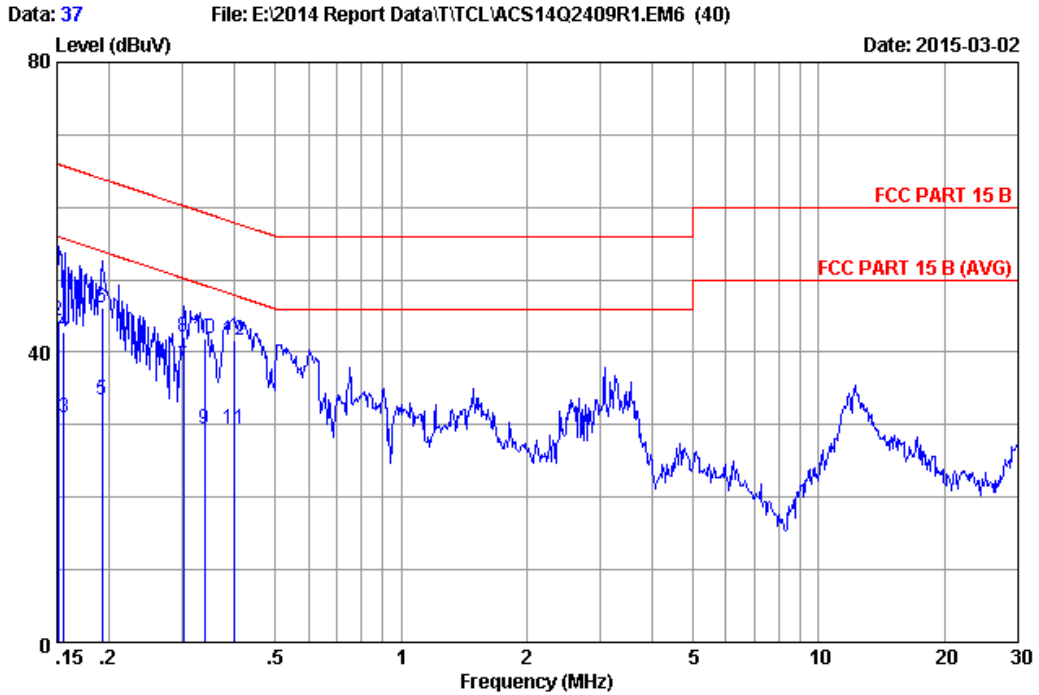
Remarks: 1.Emission Level=LISN Factor+Cable Loss(Include 10dB pulse limit)+Reading.
 2.If the average limit is met when using a quasi-peak detector, the EUT shall be deemed to meet both limits and measurement with average detector is unnecessary.



Site no :1# Conduction Data No :38
 Dis./Ant. :2014 ESH2-Z5 LINE
 Limit :FCC PART 15 B
 Env./Ins. :23.5°C/48% Engineer :Nick_Huang
 EUT :LCD TV M/N:32D2700
 Power Rating :AC 120V/50Hz
 Test Mode :PC Mode
 Running "H" Pattern And 1KHz Playing
 VGA:1024*768@60Hz

No	Freq (MHz)	LISN Factor (dB)	Cable Loss (dB)	Reading (dBuV)	Emission Level (dBuV)	Limits (dBuV)	Margin (dB)	Remark
1	0.15400	0.14	9.89	27.40	37.43	55.78	18.35	Average
2	0.15400	0.14	9.89	32.50	42.53	65.78	23.25	QP
3	0.19800	0.13	9.90	23.80	33.83	53.69	19.86	Average
4	0.19800	0.13	9.90	36.00	46.03	63.69	17.66	QP
5	0.23700	0.13	9.90	11.50	21.53	52.20	30.67	Average
6	0.23700	0.13	9.90	25.70	35.73	62.20	26.47	QP
7	0.31600	0.13	9.90	18.40	28.43	49.81	21.38	Average
8	0.31600	0.13	9.90	35.00	45.03	59.81	14.78	QP
9	0.40600	0.81	9.90	21.00	31.71	47.73	16.02	Average
10	0.40600	0.81	9.90	32.50	43.21	57.73	14.52	QP
11	0.52000	0.15	9.90	14.40	24.45	46.00	21.55	Average
12	0.52000	0.15	9.90	30.00	40.05	56.00	15.95	QP

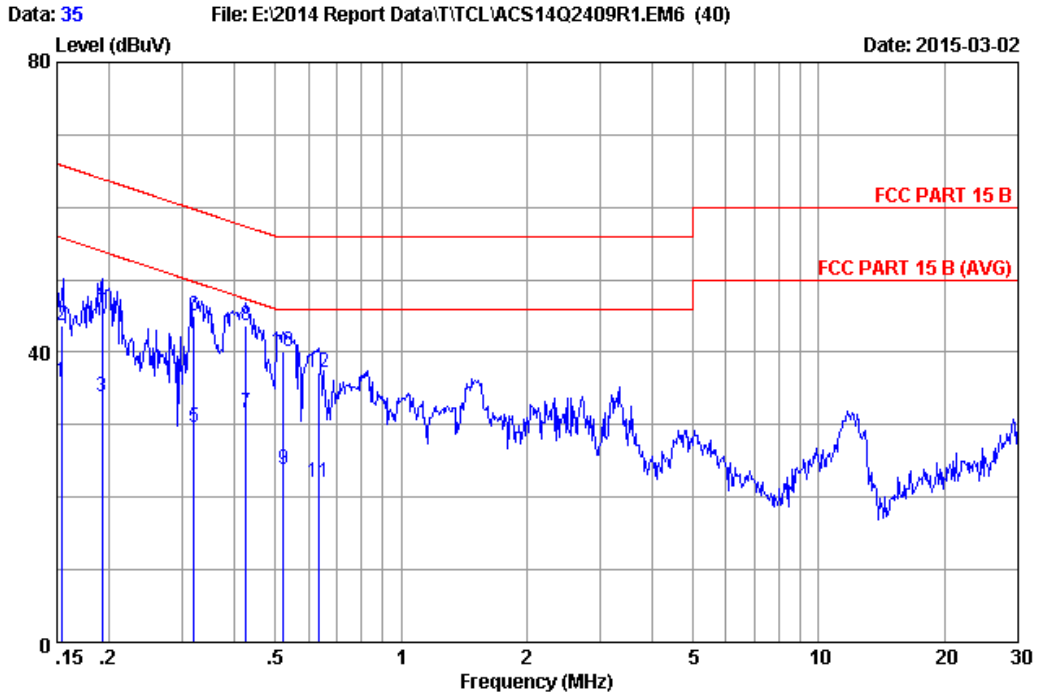
Remarks: 1. Emission Level=LISN Factor+Cable Loss(Include 10dB pulse limit)+Reading.
 2. If the average limit is met when using a quasi-peak detector, the EUT shall be deemed to meet both limits and measurement with average detector is unnecessary.



Site no :1# Conduction Data No :37
 Dis./Ant. :2014 ESH2-Z5 NEUTRAL
 Limit :FCC PART 15 B
 Env./Ins. :23.5°C/48% Engineer :Nick_Huang
 EUT :LCD TV M/N:32D2700
 Power Rating :AC 120V/50Hz
 Test Mode :PC Mode
 Running "H" Pattern And 1KHz Playing
 VGA:1024*768@60Hz

No	Freq (MHz)	LISN Factor (dB)	Cable Loss (dB)	Reading (dBuV)	Emission Level (dBuV)	Limits (dBuV)	Margin (dB)	Remark
1	0.15100	0.13	9.89	29.10	39.12	55.94	16.82	Average
2	0.15100	0.13	9.89	34.30	44.32	65.94	21.62	QP
3	0.15600	0.13	9.89	21.00	31.02	55.67	24.65	Average
4	0.15600	0.13	9.89	32.80	42.82	65.67	22.85	QP
5	0.19200	0.13	9.90	23.50	33.53	53.95	20.42	Average
6	0.19200	0.13	9.90	36.10	46.13	63.95	17.82	QP
7	0.30100	0.15	9.90	28.10	38.15	50.22	12.07	Average
8	0.30100	0.15	9.90	32.10	42.15	60.22	18.07	QP
9	0.33900	0.15	9.90	19.40	29.45	49.23	19.78	Average
10	0.33900	0.15	9.90	31.80	41.85	59.23	17.38	QP
11	0.39900	0.15	9.90	19.40	29.45	47.87	18.42	Average
12	0.39900	0.15	9.90	31.70	41.75	57.87	16.12	QP

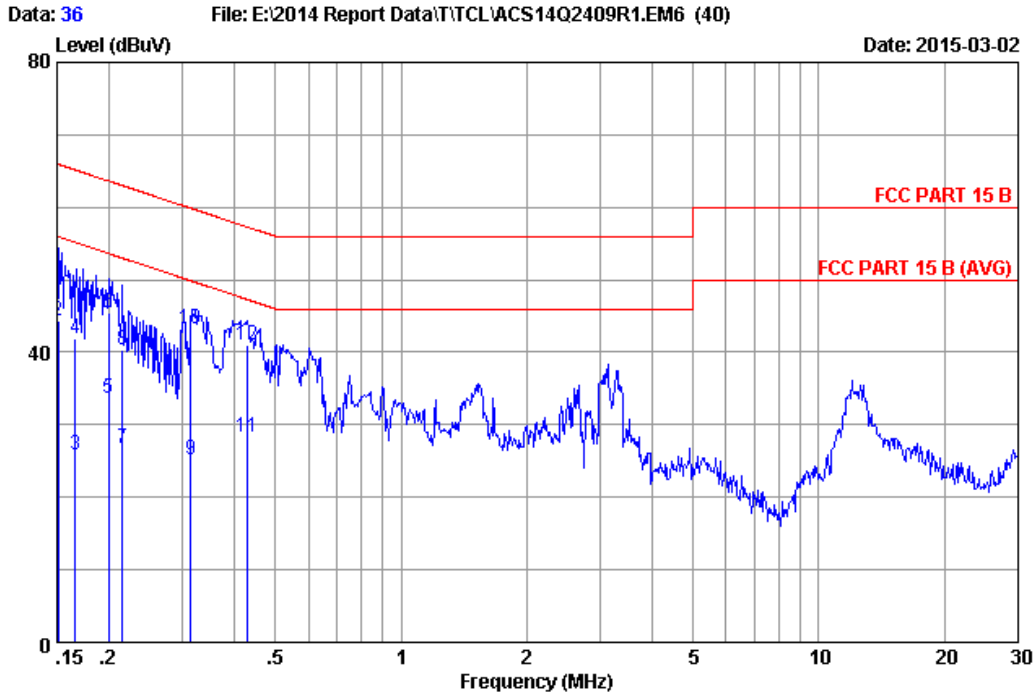
Remarks: 1.Emission Level=LISN Factor+Cable Loss(Include 10dB pulse limit)+Reading.
 2.If the average limit is met when using a quasi-peak detector, the EUT shall be deemed to meet both limits and measurement with average detector is unnecessary.



Site no :1# Conduction Data No :35
 Dis./Ant. :2014 ESH2-Z5 LINE
 Limit :FCC PART 15 B
 Env./Ins. :23.5°C/48% Engineer :Nick_Huang
 EUT :LCD TV M/N:32D2700
 Power Rating :AC 120V/50Hz
 Test Mode :PC Mode
 Running "H" Pattern And 1KHz Playing
 VGA:1366*768@60Hz

No	Freq (MHz)	LISN Factor (dB)	Cable Loss (dB)	Reading (dBuV)	Emission Level (dBuV)	Limits (dBuV)	Margin (dB)	Remark
1	0.15400	0.14	9.89	25.90	35.93	55.78	19.85	Average
2	0.15400	0.14	9.89	33.60	43.63	65.78	22.15	QP
3	0.19200	0.13	9.90	23.80	33.83	53.95	20.12	Average
4	0.19200	0.13	9.90	36.80	46.83	63.95	17.12	QP
5	0.31900	0.13	9.90	19.50	29.53	49.73	20.20	Average
6	0.31900	0.13	9.90	35.00	45.03	59.73	14.70	QP
7	0.42500	0.67	9.90	21.00	31.57	47.35	15.78	Average
8	0.42500	0.67	9.90	33.10	43.67	57.35	13.68	QP
9	0.52300	0.15	9.90	13.90	23.95	46.00	22.05	Average
10	0.52300	0.15	9.90	30.00	40.05	56.00	15.95	QP
11	0.63300	0.15	9.91	12.09	22.15	46.00	23.85	Average
12	0.63300	0.15	9.91	27.19	37.25	56.00	18.75	QP

Remarks: 1. Emission Level=LISN Factor+Cable Loss(Include 10dB pulse limit)+Reading.
 2. If the average limit is met when using a quasi-peak detector, the EUT shall be deemed to meet both limits and measurement with average detector is unnecessary.



Site no :1# Conduction Data No :36
 Dis./Ant. :2014 ESH2-Z5 NEUTRAL
 Limit :FCC PART 15 B
 Env./Ins. :23.5°C/48% Engineer :Nick_Huang
 EUT :LCD TV M/N:32D2700
 Power Rating :AC 120V/50Hz
 Test Mode :PC Mode
 Running "H" Pattern And 1KHz Playing
 VGA:1366*768@60Hz

No	Freq (MHz)	LISN Factor (dB)	Cable Loss (dB)	Reading (dBuV)	Emission Level (dBuV)	Limits (dBuV)	Margin (dB)	Remark
1	0.15100	0.13	9.89	29.20	39.22	55.94	16.72	Average
2	0.15100	0.13	9.89	34.40	44.42	65.94	21.52	QP
3	0.16600	0.13	9.89	15.80	25.82	55.16	29.34	Average
4	0.16600	0.13	9.89	31.80	41.82	65.16	23.34	QP
5	0.19900	0.13	9.90	23.60	33.63	53.65	20.02	Average
6	0.19900	0.13	9.90	35.50	45.53	63.65	18.12	QP
7	0.21500	0.13	9.90	16.70	26.73	53.01	26.28	Average
8	0.21500	0.13	9.90	30.40	40.43	63.01	22.58	QP
9	0.31400	0.15	9.90	15.10	25.15	49.86	24.71	Average
10	0.31400	0.15	9.90	33.20	43.25	59.86	16.61	QP
11	0.42800	0.15	9.90	18.30	28.35	47.29	18.94	Average
12	0.42800	0.15	9.90	31.00	41.05	57.29	16.24	QP

Remarks: 1. Emission Level=LISN Factor+Cable Loss(Include 10dB pulse limit)+Reading.
 2. If the average limit is met when using a quasi-peak detector, the EUT shall be deemed to meet both limits and measurement with average detector is unnecessary.

4. RADIATED EMISSION MEASUREMENT

4.1. Test Equipment

4.1.1. For frequency range 30MHz~1000MHz

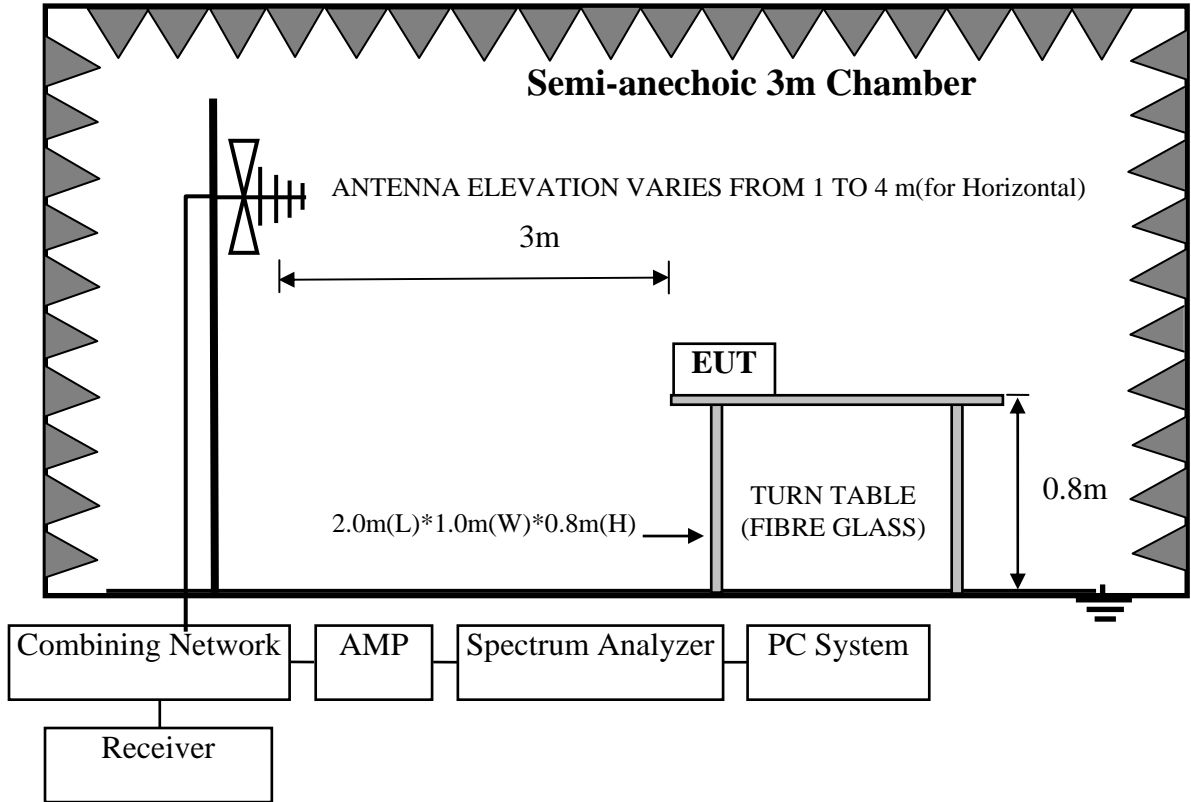
Item	Equipment	Manufacturer	Model No.	Serial No.	Last Cal.	Cal. Interval
1.	3#Chamber	AUDIX	N/A	N/A	Nov.23,14	1 Year
2.	EMI Spectrum	Agilent	E4407B	MY41440292	Apr.28,14	1 Year
3.	Test Receiver	Rohde & Schwarz	ESVS10	834468/011	Apr.28,14	1 Year
4.	Amplifier	HP	8447D	2648A04738	Apr.28,14	1 Year
5.	Bilog Antenna	TESEQ	CBL6112D	35375	Jun.18,14	1 Year
6.	RF Cable	MIYAZAKI	CFD400-NL	3# Chamber No.1	Apr.28,14	1 Year
7.	Coaxial Switch	Anritsu	MP59B	6200313662	Apr.28,14	1 Year

4.1.2. For frequency range 1GHz~5GHz

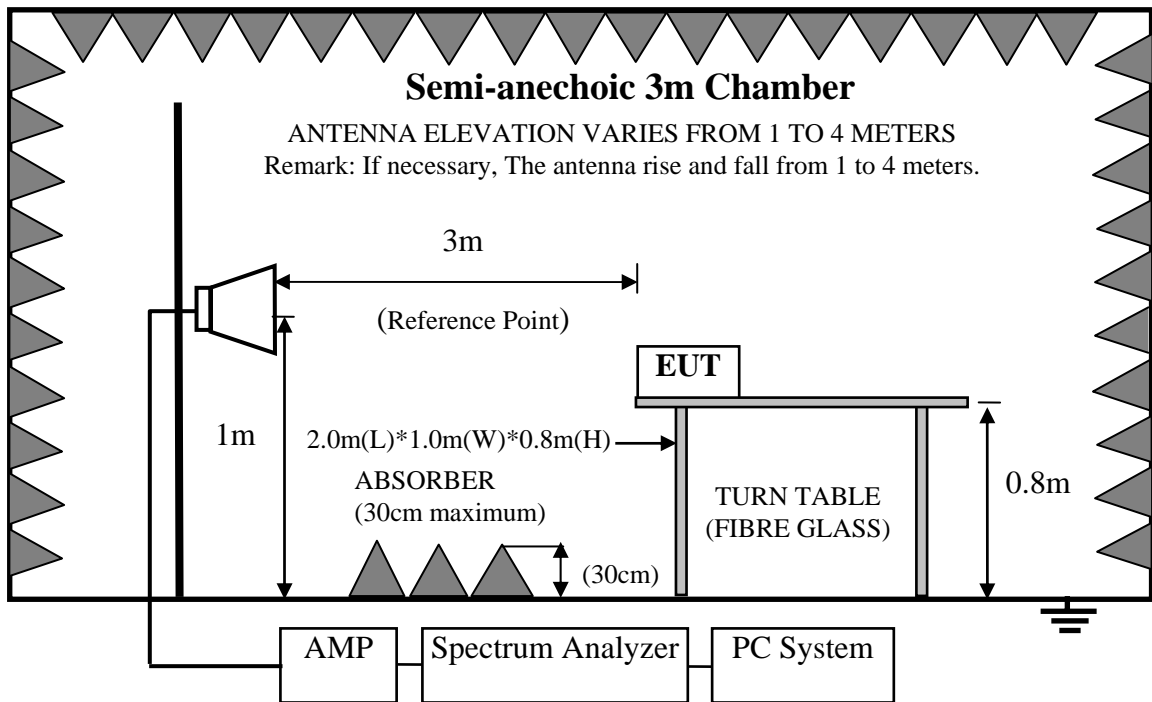
Item	Equipment	Manufacturer	Model No.	Serial No.	Last Cal.	Cal. Interval
1.	EMC Analyzer	Agilent	E7405A	MY45116588	Oct.26, 14	1 Year
2.	Horn Antenna	ETS	3115	9607-4877	Sep.20, 14	1 Year
3.	Amplifier	Agilent	8449B	3008A00863	Apr. 28,14	1 Year
4.	RF Cable	Hubersuhner	SUCOFLEX106	77977/6	Apr. 28,14	1 Year
5.	RF Cable	Hubersuhner	SUCOFLEX106	28616/2	Apr. 28,14	1 Year
6.	10m Chamber	AUDIX	N/A	N/A	Mar.31, 14	1 Year

4.2. Block Diagram of Test Setup

4.2.1. For frequency range 30MHz-1000MHz



4.2.2. For frequency range 1GHz-5GHz



4.3. Radiated Emission Limit

Frequency MHz	Distance (Meters)	Field Strengths Limits dB(μV)/m
30 ~ 88	3	40.0
88 ~ 216	3	43.5
216 ~ 960	3	46.0
960 ~ 1000	3	54.0
Above 1000	3	74(Peak)54(Average)

- Remark: (1) Emission level = Antenna Factor + Cable Loss + Reading
Emission level = Antenna Factor - Amp Factor + Cable Loss + Reading
(above 1000MHz)
- (2) The smaller limit shall apply at the cross point between two frequency bands.
- (3) Distance is the distance in meters between the measuring instrument, antenna and the closest point of any part of the device or system.

4.4. EUT Configuration on Test

The configurations of EUT are listed in Section 3.4

4.5. Operating Condition of EUT

Same as Conducted Emission test that is listed in Section 3.5. except the test set up replaced by Section 4.2.

4.6. Test Procedure

The EUT was placed on a non-metallic table, 80 cm above the ground plane inside a semi-anechoic chamber. An antenna was located 3m from the EUT on an adjustable mast. A pre-scan was first performed in order to find prominent radiated emissions. For final emissions measurements at each frequency of interest, the EUT were rotated and the antenna height was varied between 1m and 4m in order to maximize the emission. Measurements in both horizontal and vertical polarities were made and the data was recorded. In order to find the maximum emission, the relative positions of equipments and all of the interface cables were changed according to ANSI C63.4: 2009 on Radiated Emission test.

The bandwidth of the EMI test receiver (R&S ESVS10) is set at 120kHz for frequency range from 30MHz to 1000 MHz.

The bandwidth of the Spectrum's RBW is set at 1MHz and VBW is set at 3MHz for peak emissions measurement above 1GHz and 1MHz RBW, 10Hz VBW for average emissions measure above 1GHz.

4.7. Radiated Emission Test Results

PASS. (All emissions not reported below are too low against the prescribed limits.)

EUT: LCD TV Model No. : 32D2700

For frequency range 30MHz~1000MHz

The EUT with the following test modes were tested and selected to read Q.P values, all the test results are listed in next pages.

Test Date: Mar.02, 2015 Temperature: 26.7°C Humidity: 49%

The details of test modes are as follows :

The worst for video test mode					
No.	Test Mode	Input Port	Resolution & Frequency	Reference Test Data No.	
				Horizontal	Vertical
1.	PC Mode	HDMI 1	1920*1080/60Hz	#32	#31
2.		HDMI 2	1920*1080/60Hz	#34	#33
3.		VGA	640*480/60Hz	#39	#40
4. ※			1024*768/60Hz	#38	#37
5.			1366*768/60Hz	#35	#36

(※ Worst test mode)

For frequency range 1GHz~5GHz

The EUT with below test mode were measured within Anechoic Chamber and the test results listed in next pages

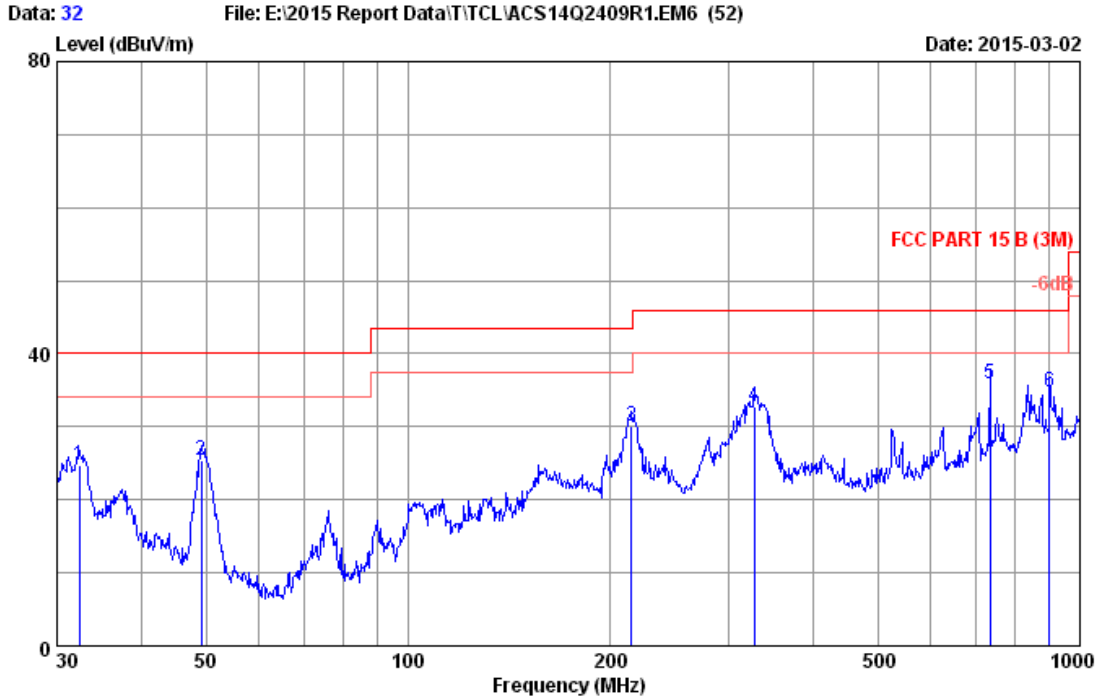
Note: For all the emissions above 1GHz, the peak measured level comply with peak limit, so the average level were deemed to comply with average limit.

Test Date: Mar.02, 2015 Temperature: 26.7°C Humidity: 49%

The worst for video test mode					
No.	Test Mode	Input Port	Resolution & Frequency	Reference Test Data No.	
				Horizontal	Vertical
1.	PC Mode	HDMI 1	1920*1080/60Hz	#42	#41
2. ※		HDMI 2	1920*1080/60Hz	#43	#44
3.		VGA	1366*768/60Hz	#45	#46

(※ Worst test mode)

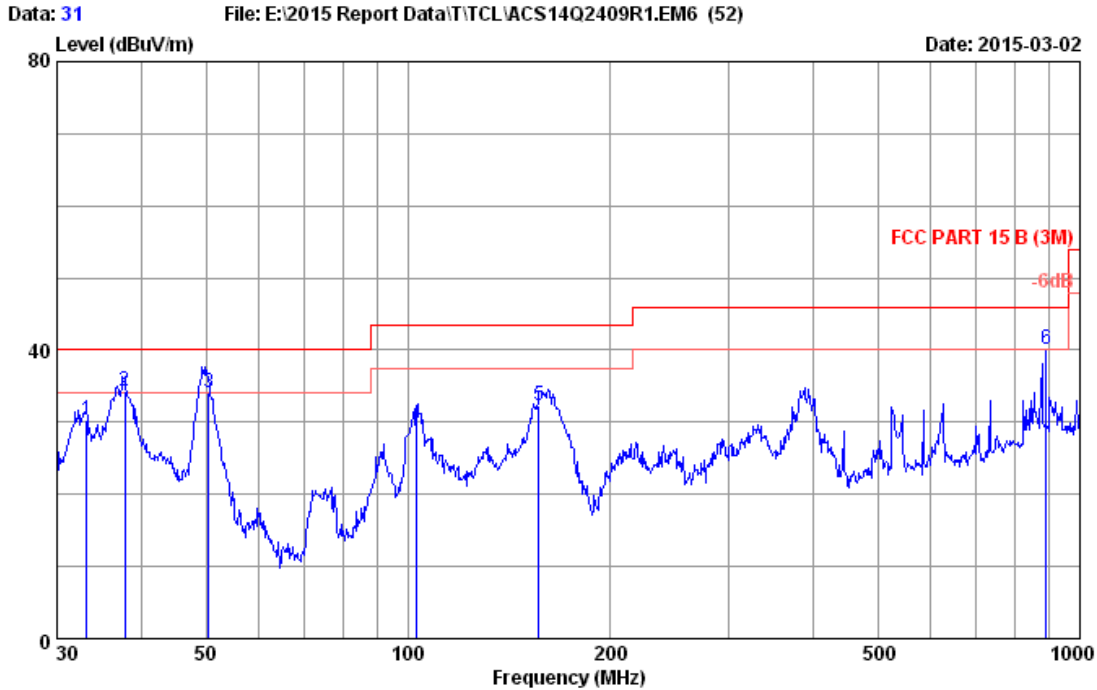
30MHz~1000MHz



Site no. : 3m Chamber Data no. : 32
 Dis. / Ant. : 3m 2014 CBL6112D 35375 Ant. pol. : HORIZONTAL
 Limit : FCC PART 15 B (3M)
 Env. / Ins. : 26.7°C/49% Engineer : Even_Deng
 EUT : LCD TV M/N:32D2700
 Power rating : AC 120V/60Hz
 Test Mode : Running "H" Pattern And 1KHz Playing
 HDMI 2:1920*1080@60Hz

No.	Freq. (MHz)	Ant. Factor (dB/m)	Cable Loss (dB)	Reading (dBuV)	Emission Level (dBuV/m)	Limits (dBuV/m)	Margin (dB)	Remark
1	32.406	18.52	0.63	5.69	24.84	40.00	15.16	QP
2	49.187	9.03	0.76	15.62	25.41	40.00	14.59	QP
3	215.268	10.46	1.92	17.74	30.12	43.50	13.38	QP
4	327.887	14.62	2.44	15.66	32.72	46.00	13.28	QP
5	734.491	20.49	4.25	11.24	35.98	46.00	10.02	QP
6	900.147	22.00	4.87	7.80	34.67	46.00	11.33	QP

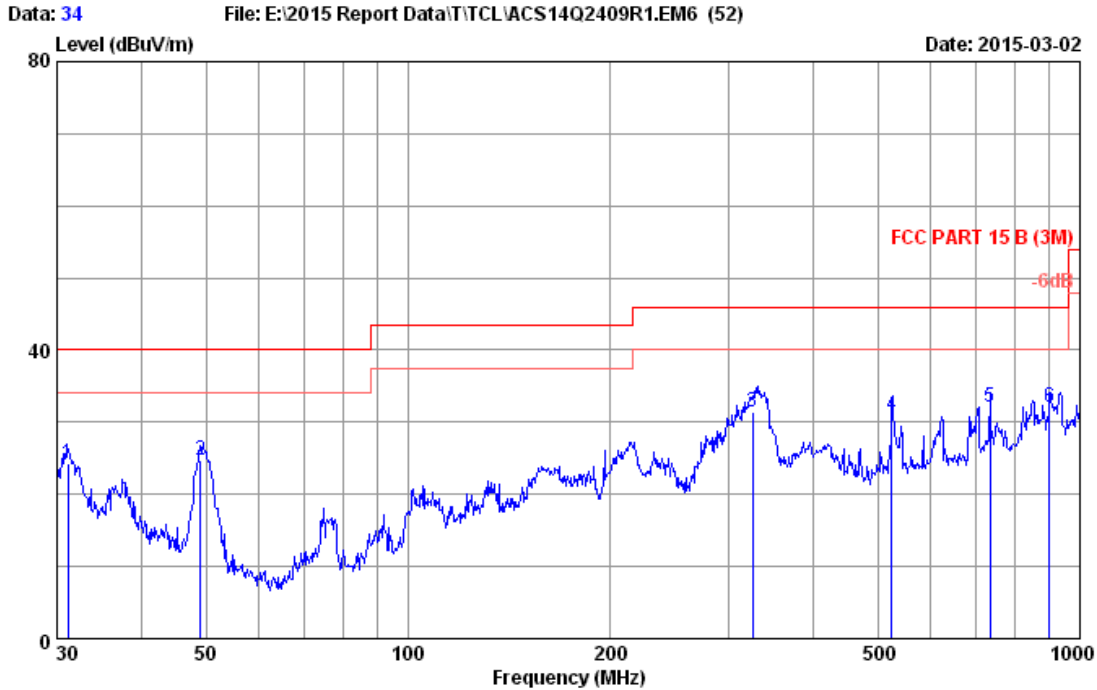
Remarks: 1. Emission Level= Antenna Factor + Cable Loss + Reading.
 2. The emission levels that are 20dB below the official limit are not reported.



Site no. : 3m Chamber Data no. : 31
 Dis. / Ant. : 3m 2014 CBL6112D 35375 Ant. pol. : VERTICAL
 Limit : FCC PART 15 B (3M)
 Env. / Ins. : 26.7°C/49% Engineer : Even_Deng
 EUT : LCD TV M/N:32D2700
 Power rating : AC 120V/60Hz
 Test Mode : Running "H" Pattern And 1KHz Playing
 HDMI 2:1920*1080@60Hz

No.	Freq. (MHz)	Ant. Factor (dB/m)	Cable Loss (dB)	Reading (dBuV)	Emission Level (dBuV/m)	Limits (dBuV/m)	Margin (dB)	Remark
1	33.211	17.95	0.63	11.73	30.31	40.00	9.69	QP
2	37.812	15.03	0.68	18.64	34.35	40.00	5.65	QP
3	50.460	8.61	0.77	24.70	34.08	40.00	5.92	QP
4	103.080	11.55	1.14	17.20	29.89	43.50	13.61	QP
5	156.458	11.00	1.58	19.79	32.37	43.50	11.13	QP
6	891.322	21.73	4.84	13.61	40.18	46.00	5.82	QP

Remarks: 1. Emission Level= Antenna Factor + Cable Loss + Reading.
 2. The emission levels that are 20dB below the official limit are not reported.

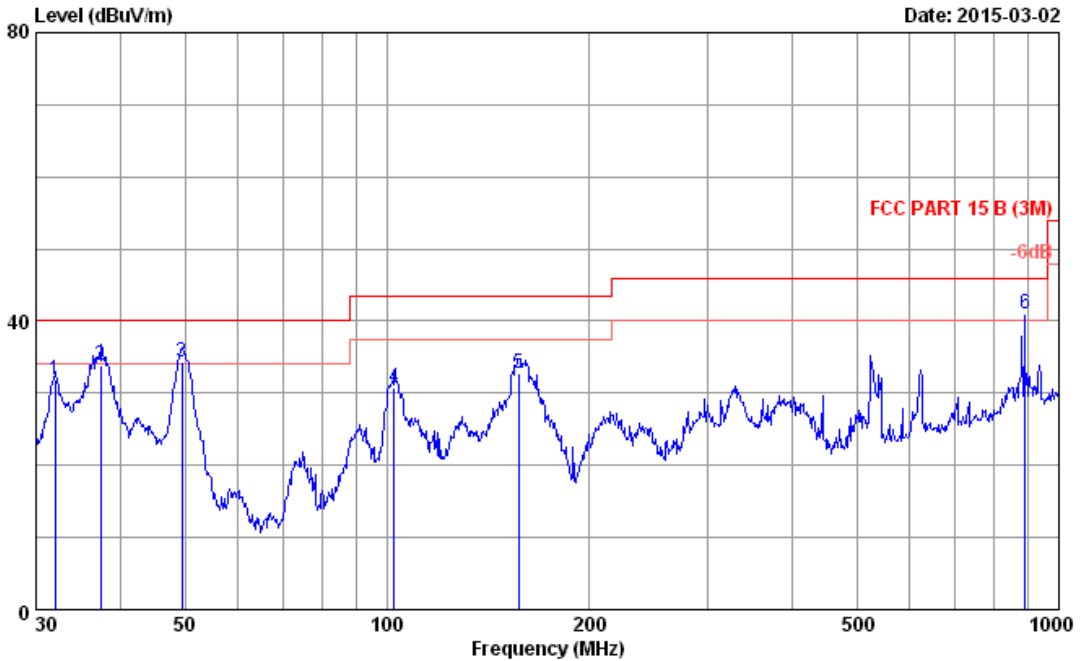


Site no. : 3m Chamber Data no. : 34
 Dis. / Ant. : 3m 2014 CBL6112D 35375 Ant. pol. : HORIZONTAL
 Limit : FCC PART 15 B (3M)
 Env. / Ins. : 26.7°C/49% Engineer : Even_Deng
 EUT : LCD TV M/N:32D2700
 Power rating : AC 120V/60Hz
 Test Mode : Running "H" Pattern And 1KHz Playing
 HDMI 1:1920*1080@60Hz

No.	Freq. (MHz)	Ant. Factor (dB/m)	Cable Loss (dB)	Reading (dBuV)	Emission Level (dBuV/m)	Limits (dBuV/m)	Margin (dB)	Remark
1	31.180	19.13	0.61	4.62	24.36	40.00	15.64	QP
2	49.014	9.09	0.76	14.82	24.67	40.00	15.33	QP
3	325.596	14.52	2.42	14.56	31.50	46.00	14.50	QP
4	524.554	18.29	3.35	9.42	31.06	46.00	14.94	QP
5	734.491	20.49	4.25	7.33	32.07	46.00	13.93	QP
6	900.147	22.00	4.87	5.23	32.10	46.00	13.90	QP

Remarks: 1. Emission Level= Antenna Factor + Cable Loss + Reading.
 2. The emission levels that are 20dB below the official limit are not reported.

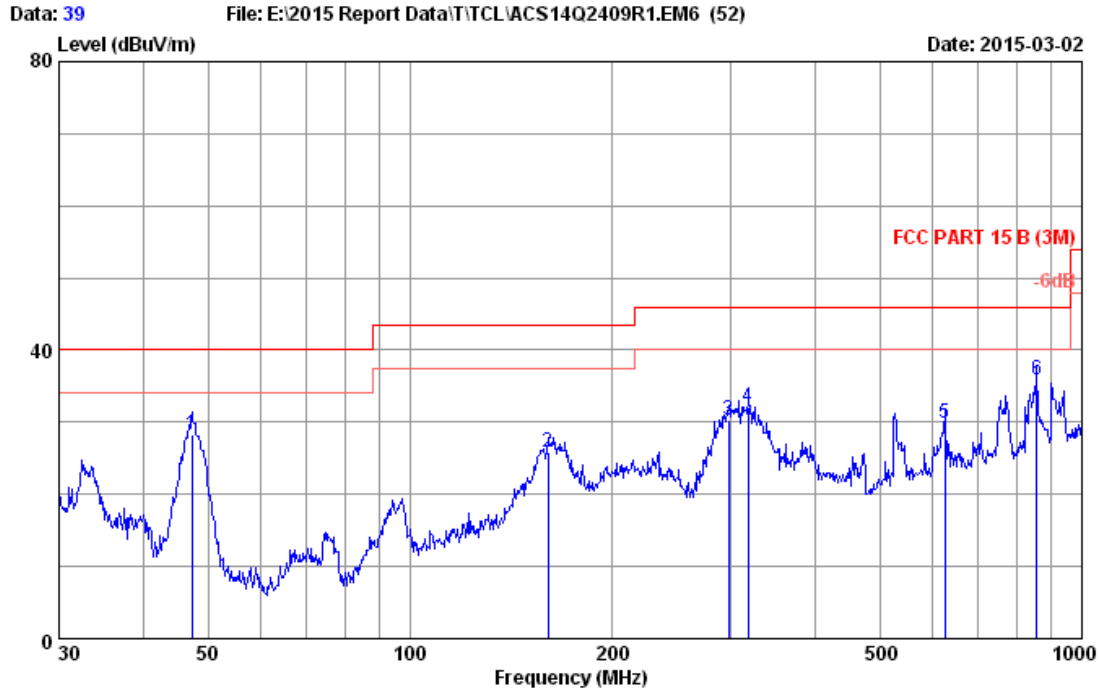
Data: 33 File: E:\2015 Report Data\T\TCL\ACS14Q2409R1.EM6 (52) Date: 2015-03-02



Site no. : 3m Chamber Data no. : 33
 Dis. / Ant. : 3m 2014 CBL6112D 35375 Ant. pol. : VERTICAL
 Limit : FCC PART 15 B (3M)
 Env. / Ins. : 26.7°C/49% Engineer : Even_Deng
 EUT : LCD TV M/N:32D2700
 Power rating : AC 120V/60Hz
 Test Mode : Running "H" Pattern And 1KHz Playing
 HDMI 1:1920*1080@60Hz

No.	Freq. (MHz)	Ant. Factor (dB/m)	Cable Loss (dB)	Reading (dBuV)	Emission Level (dBuV/m)	Limits (dBuV/m)	Margin (dB)	Remark
1	32.067	18.75	0.62	12.56	31.93	40.00	8.07	QP
2	37.416	15.31	0.67	17.85	33.83	40.00	6.17	QP
3	49.533	8.89	0.77	24.70	34.36	40.00	5.64	QP
4	102.360	11.52	1.13	18.08	30.73	43.50	12.77	QP
5	157.007	11.00	1.59	20.13	32.72	43.50	10.78	QP
6	891.407	21.73	4.84	14.35	40.92	46.00	5.08	QP

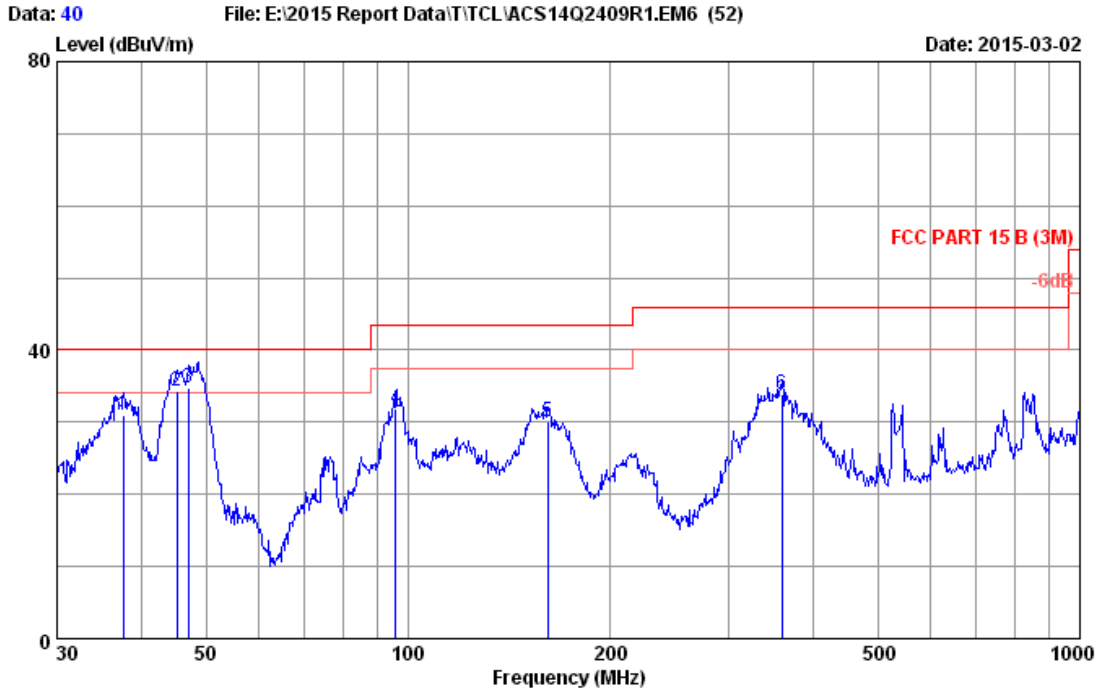
Remarks: 1. Emission Level= Antenna Factor + Cable Loss + Reading.
 2. The emission levels that are 20dB below the official limit are not reported.



Site no. : 3m Chamber Data no. : 39
 Dis. / Ant. : 3m 2014 CBL6112D 35375 Ant. pol. : HORIZONTAL
 Limit : FCC PART 15 B (3M)
 Env. / Ins. : 26.7°C/49% Engineer : Even_Deng
 EUT : LCD TV M/N:32D2700
 Power rating : AC 120V/60Hz
 Test Mode : Running "H" Pattern And 1KHz Playing
 VGA:640*480@60Hz

No.	Freq. (MHz)	Ant. Factor (dB/m)	Cable Loss (dB)	Reading (dBuV)	Emission Level (dBuV/m)	Limits (dBuV/m)	Margin (dB)	Remark
1	47.326	9.74	0.75	17.86	28.35	40.00	11.65	QP
2	160.346	10.78	1.61	13.51	25.90	43.50	17.60	QP
3	298.268	13.91	2.26	14.13	30.30	46.00	15.70	QP
4	318.817	14.28	2.38	15.44	32.10	46.00	13.90	QP
5	625.078	19.70	3.82	6.39	29.91	46.00	16.09	QP
6	857.025	21.74	4.71	9.53	35.98	46.00	10.02	QP

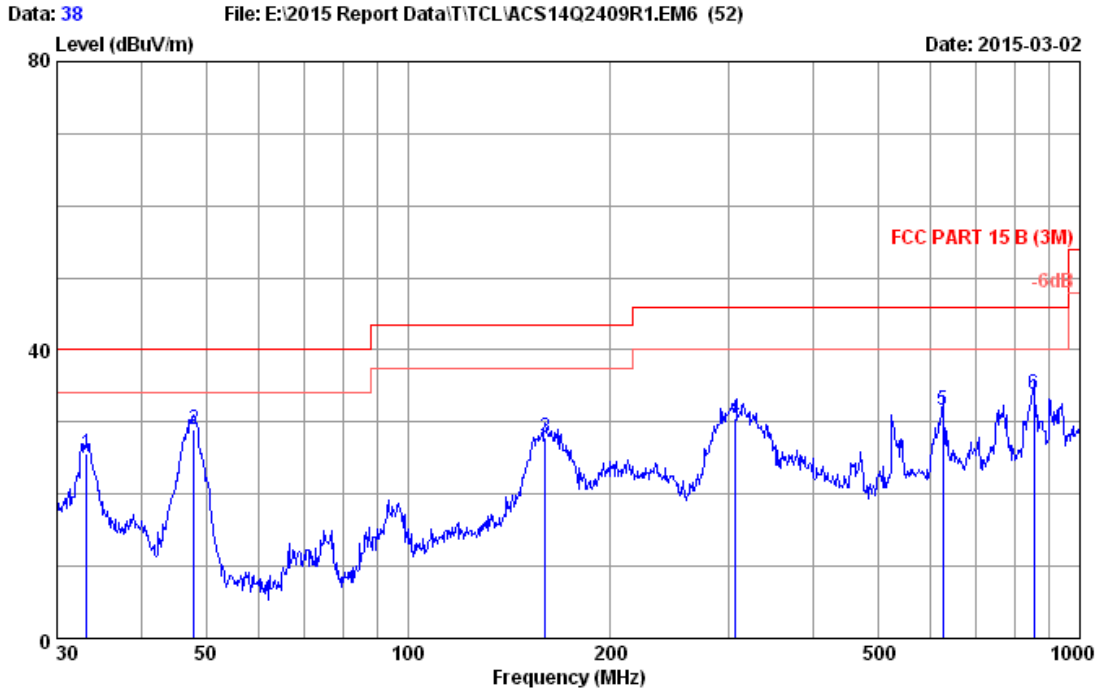
Remarks: 1. Emission Level= Antenna Factor + Cable Loss + Reading.
 2. The emission levels that are 20dB below the official limit are not reported.



Site no. : 3m Chamber Data no. : 40
 Dis. / Ant. : 3m 2014 CBL6112D 35375 Ant. pol. : VERTICAL
 Limit : FCC PART 15 B (3M)
 Env. / Ins. : 26.7°C/49% Engineer : Even_Deng
 EUT : LCD TV M/N:32D2700
 Power rating : AC 120V/60Hz
 Test Mode : Running "H" Pattern And 1KHz Playing
 VGA:640*480@60Hz

No.	Freq. (MHz)	Ant. Factor (dB/m)	Cable Loss (dB)	Reading (dBuV)	Emission Level (dBuV/m)	Limits (dBuV/m)	Margin (dB)	Remark
1	37.680	15.12	0.68	15.26	31.06	40.00	8.94	QP
2	45.217	10.55	0.74	22.93	34.22	40.00	5.78	QP
3	46.995	9.85	0.75	24.26	34.86	40.00	5.14	QP
4	95.762	10.55	1.09	20.22	31.86	43.50	11.64	QP
5	161.474	10.73	1.62	17.80	30.15	43.50	13.35	QP
6	360.448	15.78	2.61	15.48	33.87	46.00	12.13	QP

Remarks: 1. Emission Level= Antenna Factor + Cable Loss + Reading.
 2. The emission levels that are 20dB below the official limit are not reported.

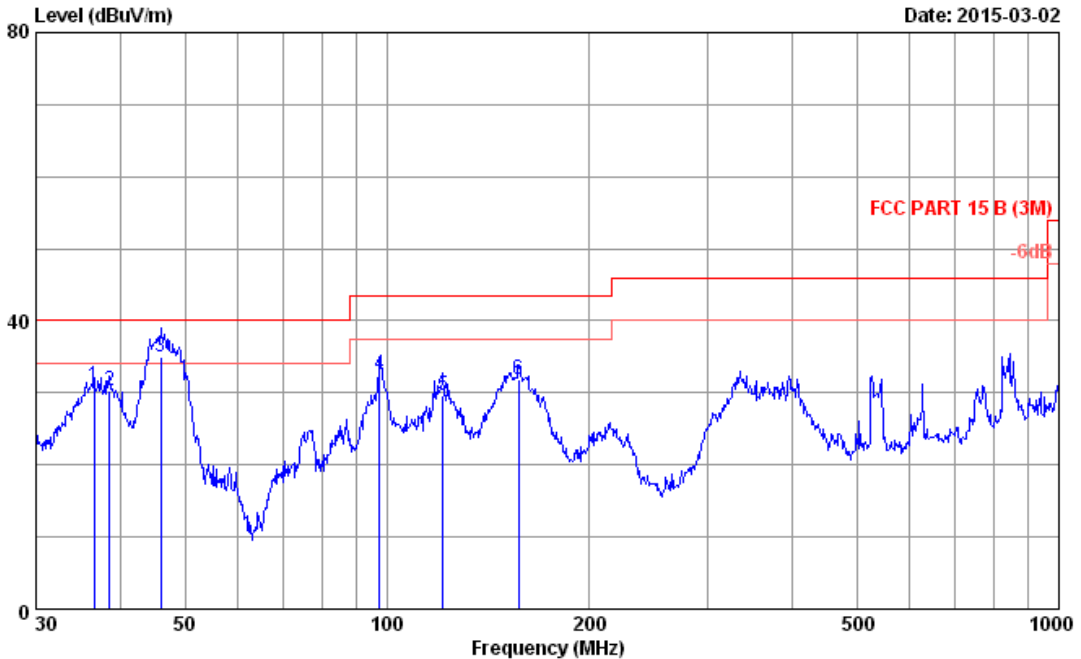


Site no. : 3m Chamber Data no. : 38
 Dis. / Ant. : 3m 2014 CBL6112D 35375 Ant. pol. : HORIZONTAL
 Limit : FCC PART 15 B (3M)
 Env. / Ins. : 26.7°C/49% Engineer : Even_Deng
 EUT : LCD TV M/N:32D2700
 Power rating : AC 120V/60Hz
 Test Mode : Running "H" Pattern And 1KHz Playing
 VGA:1024*768@60Hz

No.	Freq. (MHz)	Ant. Factor (dB/m)	Cable Loss (dB)	Reading (dBuV)	Emission Level (dBuV/m)	Limits (dBuV/m)	Margin (dB)	Remark
1	33.211	17.95	0.63	7.08	25.66	40.00	14.34	QP
2	47.994	9.50	0.76	18.80	29.06	40.00	10.94	QP
3	159.784	10.82	1.60	15.51	27.93	43.50	15.57	QP
4	306.754	14.14	2.31	14.08	30.53	46.00	15.47	QP
5	625.078	19.70	3.82	8.01	31.53	46.00	14.47	QP
6	854.025	21.66	4.70	7.41	33.77	46.00	12.23	QP

- Remarks:
1. Emission Level= Antenna Factor + Cable Loss + Reading.
 2. The emission levels that are 20dB below the official limit are not reported.
 3. The worst emission was detected at 47.994 MHz with corrected signal level of 29.06 dBμV/m (Limit is 40.00 dBμV/m) when the antenna was at horizontal polarization and at 1.0m high and the turn table was at 75°.
 4. 0° was the table front facing the antenna. Degree is calculated from 0° clockwise facing the antenna.

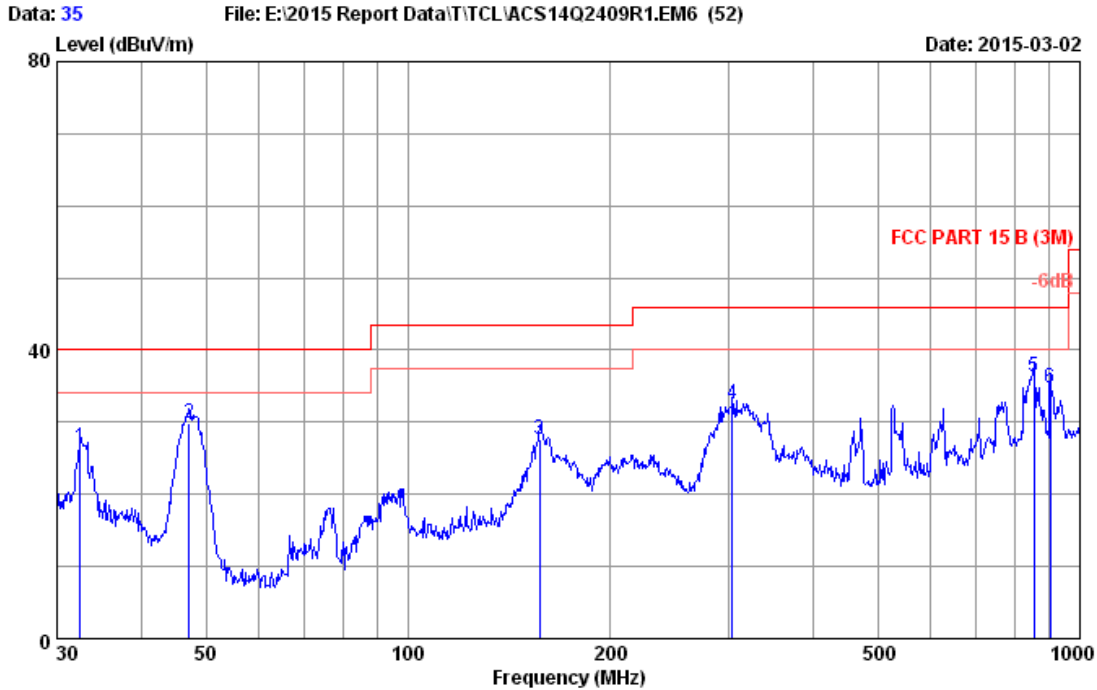
Data: 37 File: E:\2015 Report Data\T\TCL\ACS14Q2409R1.EM6 (52) Date: 2015-03-02



Site no. : 3m Chamber Data no. : 37
 Dis. / Ant. : 3m 2014 CBL6112D 35375 Ant. pol. : VERTICAL
 Limit : FCC PART 15 B (3M)
 Env. / Ins. : 26.7°C/49% Engineer : Even_Deng
 EUT : LCD TV M/N:32D2700
 Power rating : AC 120V/60Hz
 Test Mode : Running "H" Pattern And 1KHz Playing
 VGA:1024*768@60Hz

No.	Freq. (MHz)	Ant. Factor (dB/m)	Cable Loss (dB)	Reading (dBuV)	Emission Level (dBuV/m)	Limits (dBuV/m)	Margin (dB)	Remark
1	36.637	15.85	0.67	14.48	31.00	40.00	9.00	QP
2	38.616	14.56	0.68	15.10	30.34	40.00	9.66	QP
3	46.016	10.19	0.74	24.05	34.98	40.00	5.02	QP
4	97.456	10.82	1.10	20.69	32.61	43.50	10.89	QP
5	121.123	12.76	1.31	15.59	29.66	43.50	13.84	QP
6	157.007	11.00	1.59	19.25	31.84	43.50	11.66	QP

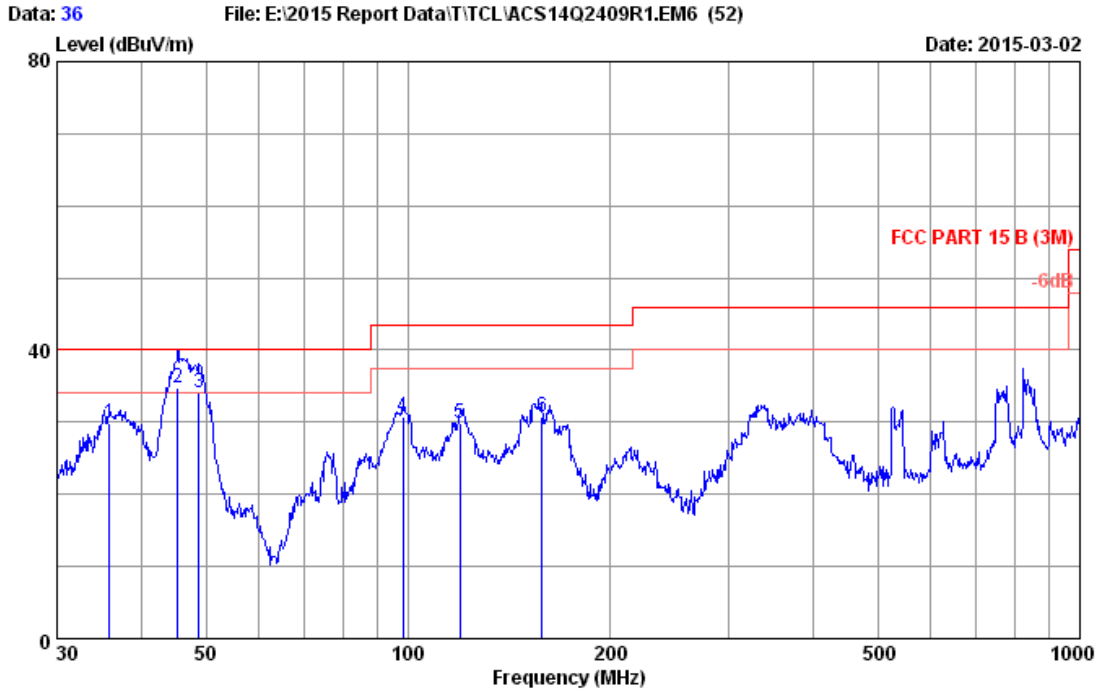
- Remarks:
1. Emission Level= Antenna Factor + Cable Loss + Reading.
 2. The emission levels that are 20dB below the official limit are not reported.
 3. The worst emission was detected at 46.016 MHz with corrected signal level of 34.98 dBµV/m (Limit is 40.00 dBµV/m) when the antenna was at vertical polarization and at 1.0m high and the turn table was at 235°.
 4. 0° was the table front facing the antenna. Degree is calculated from 0° clockwise facing the antenna.



Site no. : 3m Chamber Data no. : 35
 Dis. / Ant. : 3m 2014 CBL6112D 35375 Ant. pol. : HORIZONTAL
 Limit : FCC PART 15 B (3M)
 Env. / Ins. : 26.7°C/49% Engineer : Even_Deng
 EUT : LCD TV M/N:32D2700
 Power rating : AC 120V/60Hz
 Test Mode : Running "H" Pattern And 1KHz Playing
 VGA:1366*768@60Hz

No.	Freq. (MHz)	Ant. Factor (dB/m)	Cable Loss (dB)	Reading (dBuV)	Emission Level (dBuV/m)	Limits (dBuV/m)	Margin (dB)	Remark
1	32.520	18.44	0.63	7.52	26.59	40.00	13.41	QP
2	47.160	9.79	0.75	19.36	29.90	40.00	10.10	QP
3	157.007	11.00	1.59	15.02	27.61	43.50	15.89	QP
4	303.544	14.07	2.29	16.14	32.50	46.00	13.50	QP
5	854.025	21.66	4.70	9.99	36.35	46.00	9.65	QP
6	903.309	22.07	4.88	7.86	34.81	46.00	11.19	QP

Remarks: 1. Emission Level= Antenna Factor + Cable Loss + Reading.
 2. The emission levels that are 20dB below the official limit are not reported.

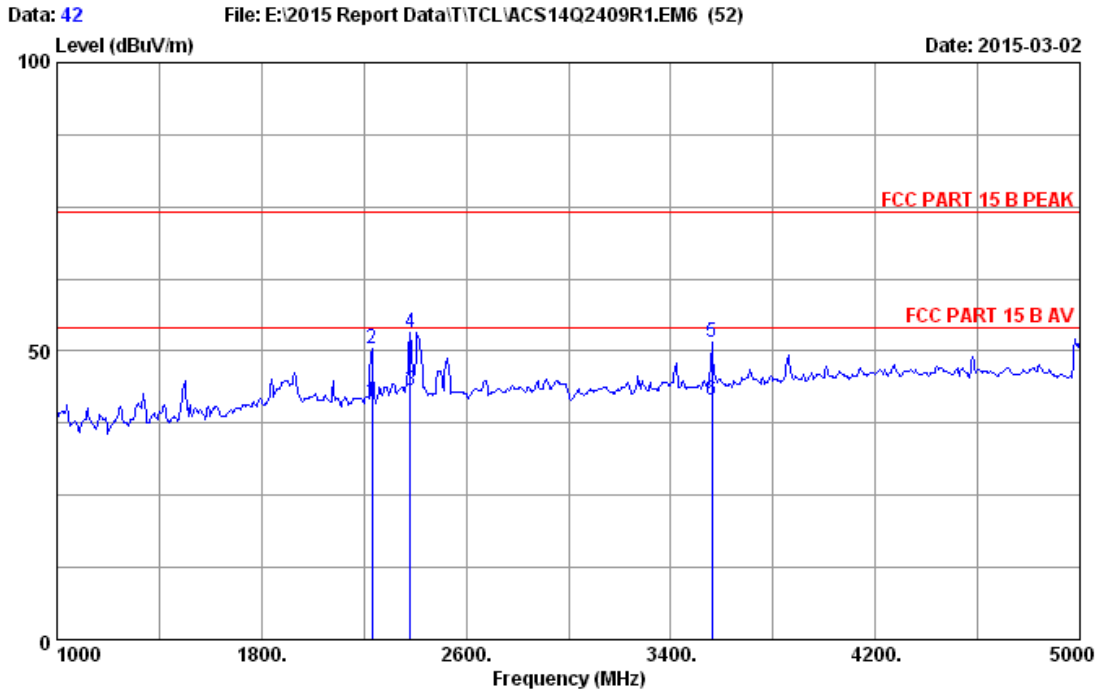


Site no. : 3m Chamber Data no. : 36
 Dis. / Ant. : 3m 2014 CBL6112D 35375 Ant. pol. : VERTICAL
 Limit : FCC PART 15 B (3M)
 Env. / Ins. : 26.7°C/49% Engineer : Even_Deng
 EUT : LCD TV M/N:32D2700
 Power rating : AC 120V/60Hz
 Test Mode : Running "H" Pattern And 1KHz Playing
 VGA:1366*768@60Hz

No.	Freq. (MHz)	Ant. Factor (dB/m)	Cable Loss (dB)	Reading (dBuV)	Emission Level (dBuV/m)	Limits (dBuV/m)	Margin (dB)	Remark
1	35.875	16.37	0.66	12.80	29.83	40.00	10.17	QP
2	45.350	10.49	0.74	23.60	34.83	40.00	5.17	QP
3	48.843	9.16	0.76	24.21	34.13	40.00	5.87	QP
4	98.142	10.92	1.10	18.75	30.77	43.50	12.73	QP
5	119.436	12.70	1.30	15.89	29.89	43.50	13.61	QP
6	158.112	10.99	1.59	18.12	30.70	43.50	12.80	QP

Remarks: 1. Emission Level= Antenna Factor + Cable Loss + Reading.
 2. The emission levels that are 20dB below the official limit are not reported.

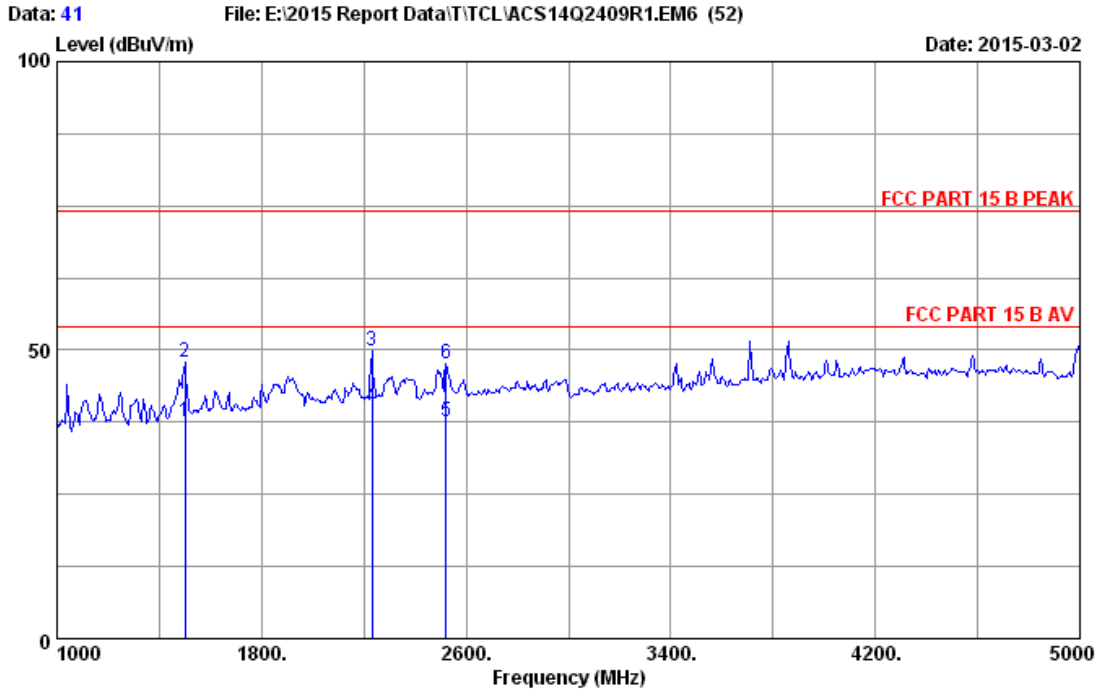
1GHz~5GHz



Site no. : 3m Chamber Data no. : 42
 Dis. / Ant. : 3m 2014 3115 9607-4877 Ant. pol. : HORIZONTAL
 Limit : FCC PART 15 B PEAK
 Env. / Ins. : 26.7°C/49% Engineer : Even_Deng
 EUT : LCD TV M/N:32D2700
 Power rating : AC 120V/60Hz
 Test Mode : Running "H" Pattern And 1KHz Playing
 HDMI 1:1920*1080@60Hz

No.	Freq. (MHz)	Ant. Factor (dB/m)	Cable Loss (dB)	Amp factor (dB)	Reading (dBuV)	Emission Level (dBuV/m)	Limits (dBuV/m)	Margin (dB)	Remark
1	2232.46	27.99	3.43	34.90	44.57	41.09	54.00	12.91	Average
2	2232.57	27.99	3.43	34.90	54.03	50.55	74.00	23.45	Peak
3	2380.46	28.22	3.45	34.85	46.24	43.06	54.00	10.94	Average
4	2380.56	28.22	3.45	34.85	56.38	53.20	74.00	20.80	Peak
5	3560.46	31.47	4.13	34.79	50.65	51.46	74.00	22.54	Peak
6	3560.85	31.47	4.13	34.79	40.57	41.38	54.00	12.62	Average

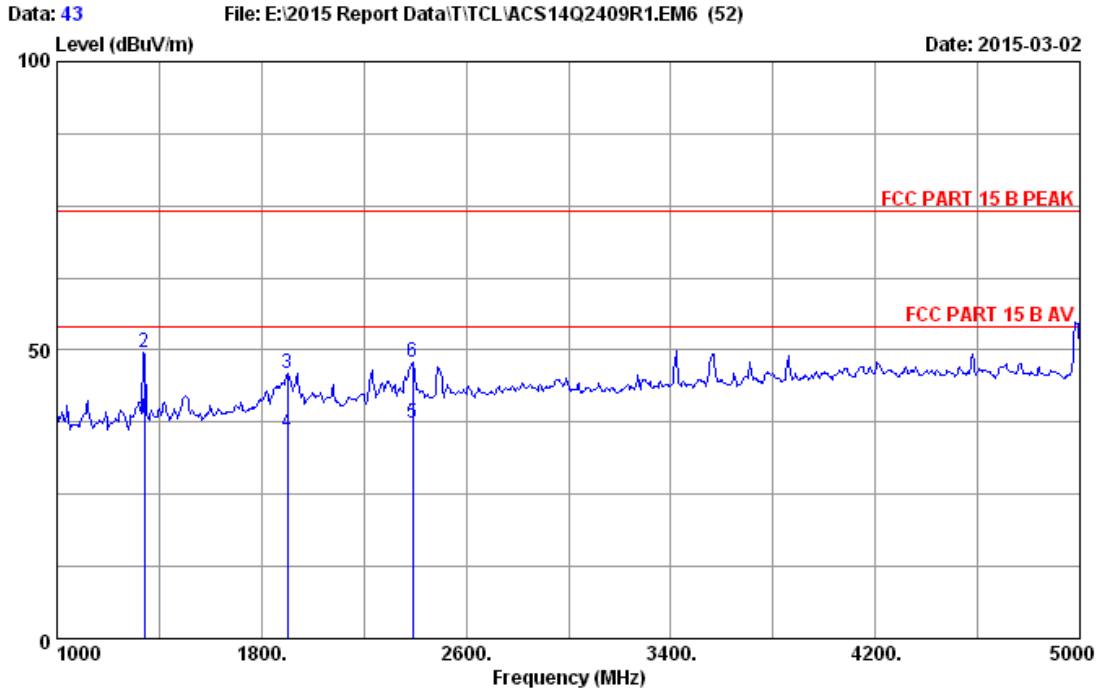
Remarks: 1. Emission Level= Antenna Factor + Cable Loss + Reading -Amp factor.
 2. The emission levels that are 20dB below the official limit are not reported.



Site no. : 3m Chamber Data no. : 41
 Dis. / Ant. : 3m 2014 3115 9607-4877 Ant. pol. : VERTICAL
 Limit : FCC PART 15 B PEAK
 Env. / Ins. : 26.7°C/49% Engineer : Even_Deng
 EUT : LCD TV M/N:32D2700
 Power rating : AC 120V/60Hz
 Test Mode : Running "H" Pattern And 1KHz Playing
 HDMI 1:1920*1080@60Hz

No.	Freq. (MHz)	Ant. Factor (dB/m)	Cable Loss (dB)	Amp factor (dB)	Reading (dBuV)	Emission Level (dBuV/m)	Limits (dBuV/m)	Margin (dB)	Remark
1	1500.46	26.00	2.23	35.26	44.57	37.54	54.00	16.46	Average
2	1500.90	26.00	2.23	35.26	54.96	47.93	74.00	26.07	Peak
3	2232.78	27.99	3.43	34.90	53.28	49.80	74.00	24.20	Peak
4	2232.79	27.99	3.43	34.90	43.58	40.10	54.00	13.90	Average
5	2520.55	28.47	3.48	34.82	40.56	37.69	54.00	16.31	Average
6	2520.96	28.47	3.48	34.82	50.48	47.61	74.00	26.39	Peak

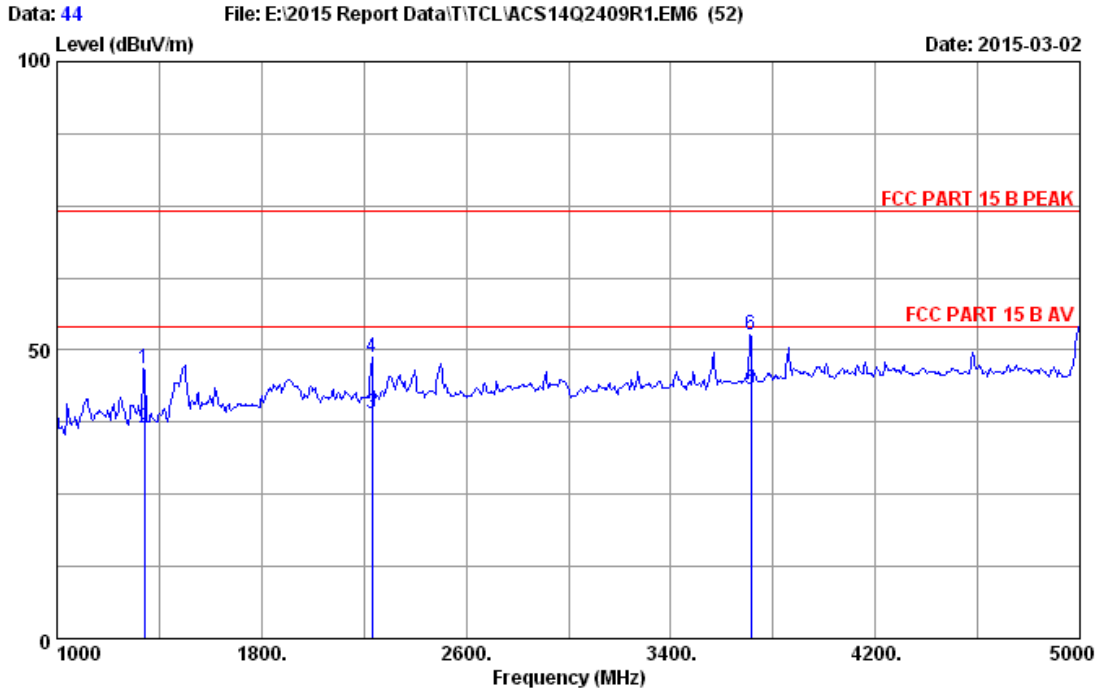
Remarks: 1. Emission Level= Antenna Factor + Cable Loss + Reading -Amp factor.
 2. The emission levels that are 20dB below the official limit are not reported.



Site no. : 3m Chamber Data no. : 43
 Dis. / Ant. : 3m 2014 3115 9607-4877 Ant. pol. : HORIZONTAL
 Limit : FCC PART 15 B PEAK
 Env. / Ins. : 26.7°C/49% Engineer : Even_Deng
 EUT : LCD TV M/N:32D2700
 Power rating : AC 120V/60Hz
 Test Mode : Running "H" Pattern And 1KHz Playing
 HDMI 2:1920*1080@60Hz

No.	Freq. (MHz)	Ant. Factor (dB/m)	Cable Loss (dB)	Amp factor (dB)	Reading (dBuV)	Emission Level (dBuV/m)	Limits (dBuV/m)	Margin (dB)	Remark
1	1340.46	25.31	2.07	35.47	46.24	38.15	54.00	15.85	Average
2	1340.90	25.31	2.07	35.47	57.66	49.57	74.00	24.43	Peak
3	1900.46	27.32	3.19	35.02	50.41	45.90	74.00	28.10	Peak
4	1900.78	27.32	3.19	35.02	40.25	35.74	54.00	18.26	Average
5	2392.46	28.24	3.46	34.85	40.56	37.41	54.00	16.59	Average
6	2392.56	28.24	3.46	34.85	50.98	47.83	74.00	26.17	Peak

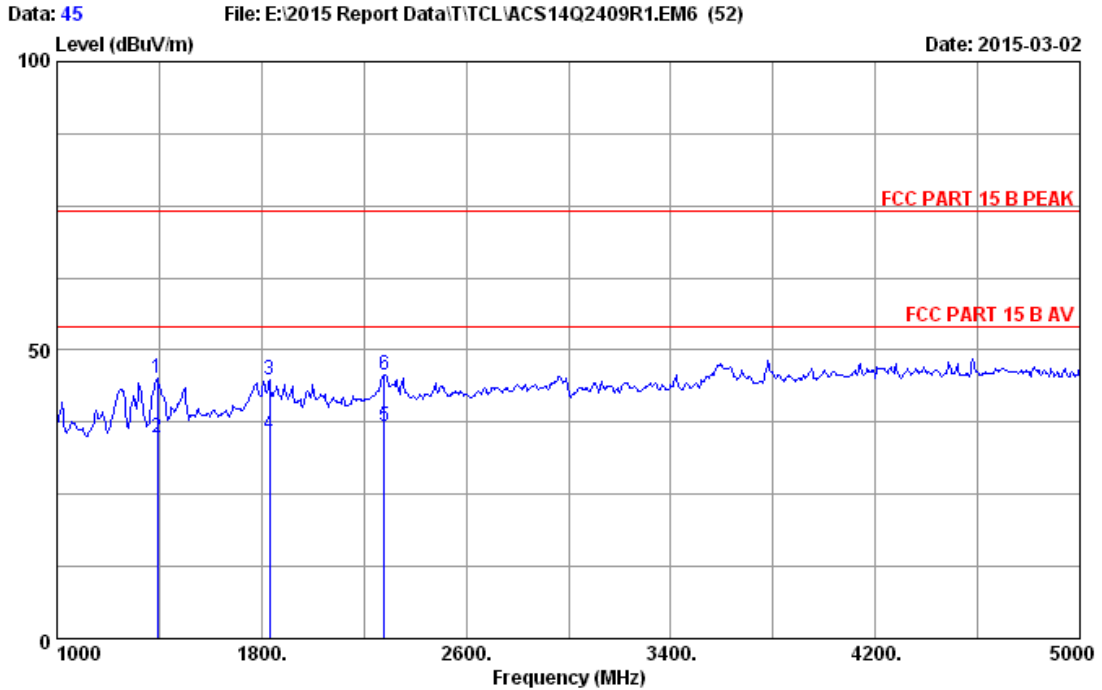
Remarks: 1. Emission Level= Antenna Factor + Cable Loss + Reading -Amp factor.
 2. The emission levels that are 20dB below the official limit are not reported.



Site no. : 3m Chamber Data no. : 44
 Dis. / Ant. : 3m 2014 3115 9607-4877 Ant. pol. : VERTICAL
 Limit : FCC PART 15 B PEAK
 Env. / Ins. : 26.7°C/49% Engineer : Even_Deng
 EUT : LCD TV M/N:32D2700
 Power rating : AC 120V/60Hz
 Test Mode : Running "H" Pattern And 1KHz Playing
 HDMI 2:1920*1080@60Hz

No.	Freq. (MHz)	Ant. Factor (dB/m)	Cable Loss (dB)	Amp factor (dB)	Reading (dBuV)	Emission Level (dBuV/m)	Limits (dBuV/m)	Margin (dB)	Remark
1	1340.46	25.31	2.07	35.47	54.77	46.68	74.00	27.32	Peak
2	1340.55	25.31	2.07	35.47	44.56	36.47	54.00	17.53	Average
3	2232.46	27.99	3.43	34.90	42.58	39.10	54.00	14.90	Average
4	2232.90	27.99	3.43	34.90	52.34	48.86	74.00	25.14	Peak
5	3712.46	31.87	4.27	34.55	41.56	43.15	54.00	10.85	Average
6	3712.90	31.87	4.27	34.55	51.19	52.78	74.00	21.22	Peak

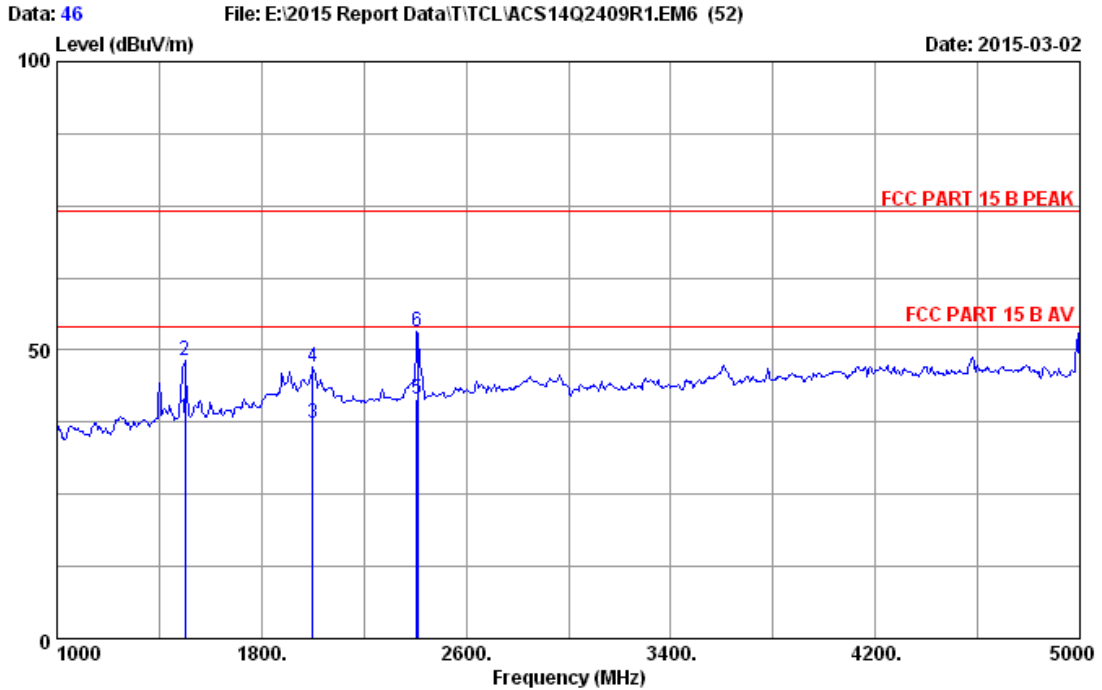
Remarks: 1. Emission Level= Antenna Factor + Cable Loss + Reading -Amp factor.
 2. The emission levels that are 20dB below the official limit are not reported.



Site no. : 3m Chamber Data no. : 45
 Dis. / Ant. : 3m 2014 3115 9607-4877 Ant. pol. : HORIZONTAL
 Limit : FCC PART 15 B PEAK
 Env. / Ins. : 26.7°C/49% Engineer : Even_Deng
 EUT : LCD TV M/N:32D2700
 Power rating : AC 120V/60Hz
 Test Mode : Running "H" Pattern And 1KHz Playing
 VGA:1366*768@60Hz

No.	Freq. (MHz)	Ant. Factor (dB/m)	Cable Loss (dB)	Amp factor (dB)	Reading (dBuV)	Emission Level (dBuV/m)	Limits (dBuV/m)	Margin (dB)	Remark
1	1392.46	25.54	2.13	35.40	52.86	45.13	74.00	28.87	Peak
2	1392.57	25.54	2.13	35.40	42.56	34.83	54.00	19.17	Average
3	1832.45	27.11	3.04	35.06	49.86	44.95	74.00	29.05	Peak
4	1832.90	27.11	3.05	35.06	40.24	35.34	54.00	18.66	Average
5	2280.24	28.07	3.44	34.88	40.21	36.84	54.00	17.16	Average
6	2280.59	28.07	3.44	34.88	49.18	45.81	74.00	28.19	Peak

Remarks: 1. Emission Level= Antenna Factor + Cable Loss + Reading -Amp factor.
 2. The emission levels that are 20dB below the official limit are not reported.



Site no. : 3m Chamber Data no. : 46
 Dis. / Ant. : 3m 2014 3115 9607-4877 Ant. pol. : VERTICAL
 Limit : FCC PART 15 B PEAK
 Env. / Ins. : 26.7°C/49% Engineer : Even_Deng
 EUT : LCD TV M/N:32D2700
 Power rating : AC 120V/60Hz
 Test Mode : Running "H" Pattern And 1KHz Playing
 VGA:1366*768@60Hz

No.	Freq. (MHz)	Ant. Factor (dB/m)	Cable Loss (dB)	Amp factor (dB)	Reading (dBuV)	Emission Level (dBuV/m)	Limits (dBuV/m)	Margin (dB)	Remark
1	1500.45	26.00	2.23	35.26	45.24	38.21	54.00	15.79	Average
2	1500.46	26.00	2.23	35.26	55.27	48.24	74.00	25.76	Peak
3	2000.46	27.60	3.40	34.97	41.24	37.27	54.00	16.73	Average
4	2000.90	27.60	3.40	34.97	51.10	47.13	74.00	26.87	Peak
5	2408.46	28.27	3.46	34.85	44.56	41.44	54.00	12.56	Average
6	2408.90	28.27	3.46	34.84	56.24	53.13	74.00	20.87	Peak

Remarks: 1. Emission Level= Antenna Factor + Cable Loss + Reading - Amp factor.
 2. The emission levels that are 20dB below the official limit are not reported.

5. DEVIATION TO TEST SPECIFICATIONS

[NONE]