



Test Photos with Aveslink Antenna

- Item 0: MeshConnect ZICM357SP0-1C Zigbee Module, Model ZICM357SP0-1 with **Aveslink Model E-2820-CA Flying Lead External Dipole Antenna**
- Item 1: Shielded DC Power Cable (coax) to power EUT, 1 meter long with metal SMA connector.
- Item 2: Hewlett Packard DC power supply Model 6291A


Radiated Emissions below 1 GHz – Position 1




Radiated Emissions below 1 GHz – Position 2



Radiated Emissions below 1 GHz – Position 3



Radiated Emissions below 1 GHz – Back



Radiated Emissions above 1 GHz – Position 1



Radiated Emissions above 1 GHz – Position 2



Radiated Emissions above 1 GHz – Position 3




Radiated Emissions above 1 GHz – Back



Test Photos with LSR Antenna

- Item 0: MeshConnect ZICM357SP0-1C Zigbee Module, Model ZICM357SP0-1 with **LSR Model 001-0010 External Dipole Antenna**
- Item 1: Shielded DC Power Cable (coax) to power EUT, 1 meter long with metal SMA connector.
- Item 2: Hewlett Packard DC power supply Model 6291A


Radiated Emissions below 1 GHz – Position 1




Radiated Emissions below 1 GHz – Position 2



Radiated Emissions below 1 GHz – Position 3



Radiated Emissions below 1 GHz – Back




Radiated Emissions above 1 GHz – Position 1



Radiated Emissions above 1 GHz – Position 2



Radiated Emissions above 1 GHz – Position 3



Radiated Emissions above 1 GHz – Back



