



10.3. WORST CASE RADIATED EMISSIONS SETUP


10.3.1. INTEGRAL ANTENNA






10.3.2. DIPOLE ANTENNA






10.3.3. PCBA ANTENNA







10.3.4. PIFA ANTENNA





10.4. POWERLINE CONDUCTED EMISSIONS MEASUREMENT SETUP





END OF REPORT