

DATA

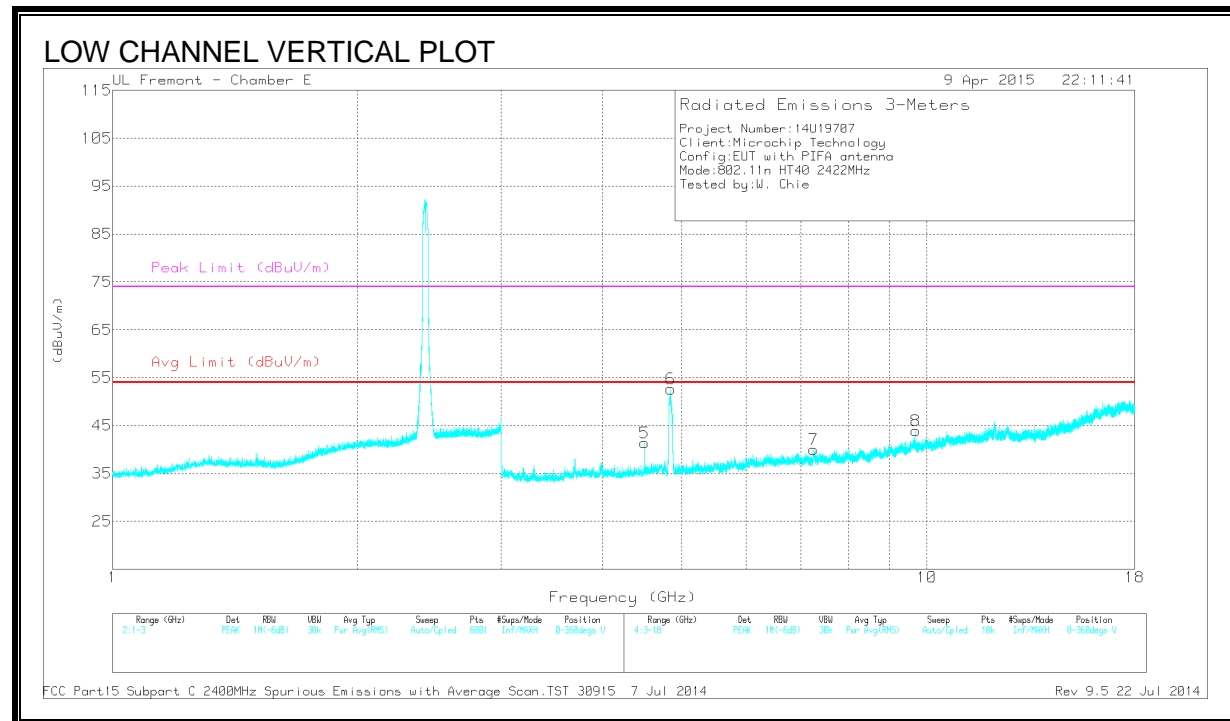
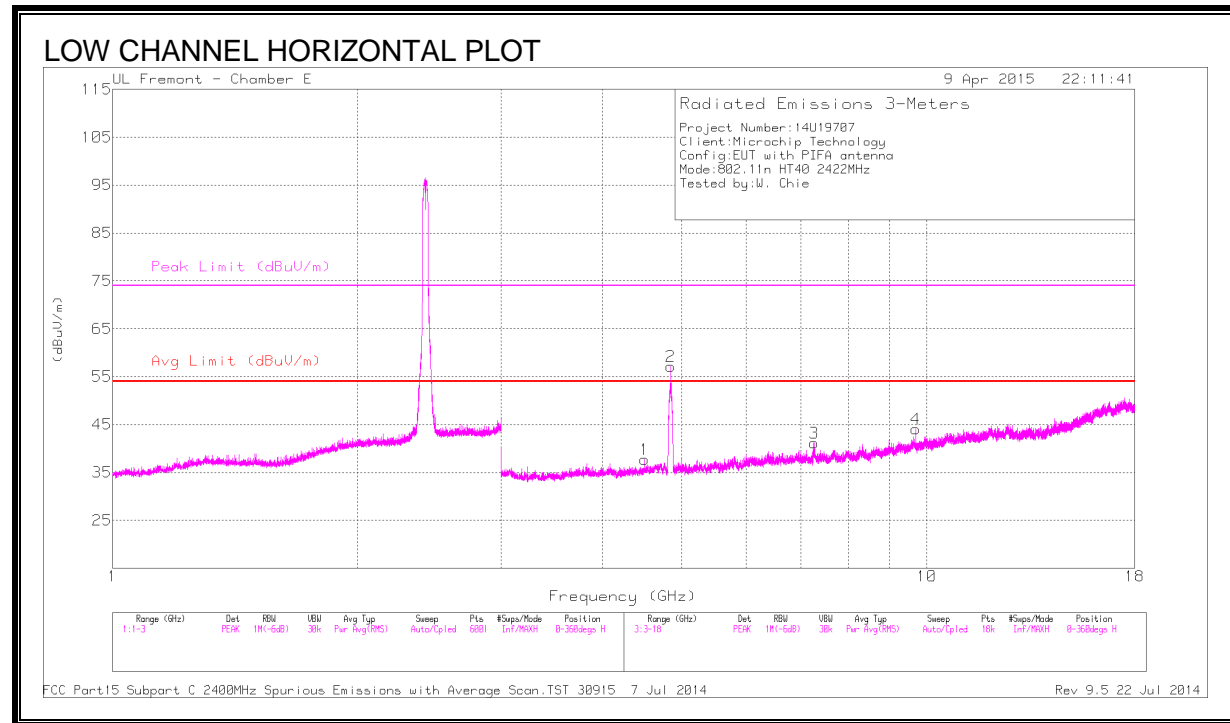
Marker	Frequency (GHz)	Meter Reading (dBuV)	Det	AF T120 (dB/m)	Amp/Cbl /Fitr/Pad (dB)	DC Corr (dB)	Corrected Reading (dBuV/m)	Average Limit (dBuV/m)	Margin (dB)	Peak Limit (dBuV/m)	PK Margin (dB)	Azimuth (Degs)	Height (cm)	Polarity
1	* 2.484	48.48	PK	32.2	-20.9	0	59.78	-	-	74	-14.22	284	393	V
2	* 2.484	49.67	PK	32.2	-20.9	0	60.97	-	-	74	-13.03	284	393	V
3	* 2.484	37.94	RMS	32.2	-20.9	.25	49.49	54	-4.51	-	-	284	393	V
4	* 2.484	38.56	RMS	32.2	-20.9	.25	50.11	54	-3.89	-	-	284	393	V

* - indicates frequency in CFR 47, Part 15 and Industry Canada RSS-Restricted Band.

PK - Peak detector

RMS - RMS detection

HARMONICS AND SPURIOUS EMISSIONS



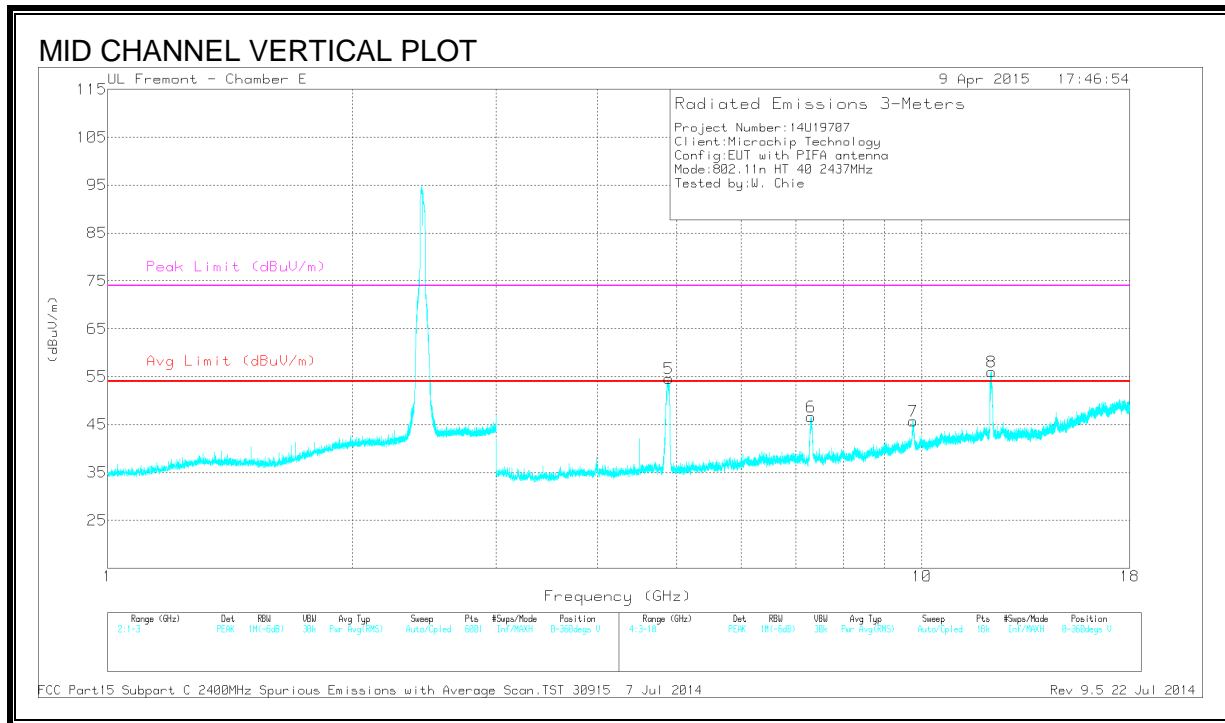
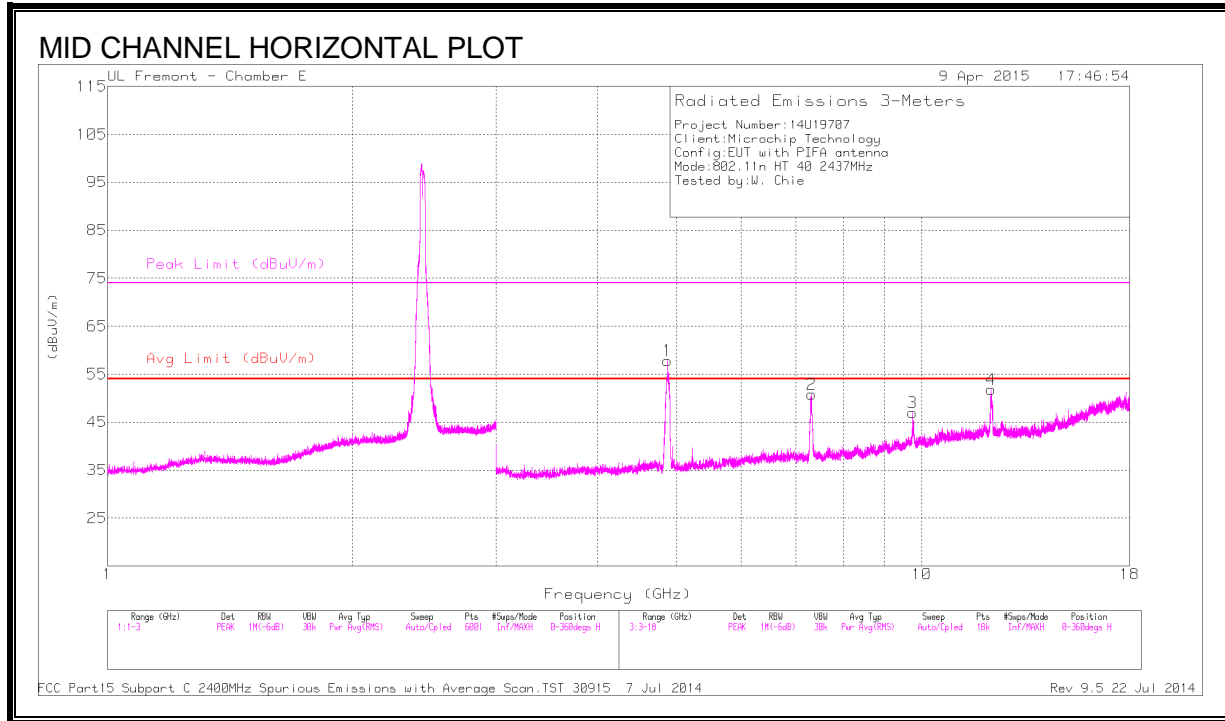
DATA

Marker	Frequen cy (GHz)	Meter Reading (dBuV)	Det	AF T346 (dB/m)	Amp/Cbl /Fitr/Pad (dB)	DC Corr (dB)	Correcte d Reading (dBuV/m)	Avg Limit (dBuV/m)	Margin (dB)	Peak Limit (dBuV/m)	PK Margin (dB)	Azimuth (Degs)	Height (cm)	Polarity
2	* 4.857	57.98	PK2	34.1	-31.2	0	60.88	-	-	74	-13.12	355	142	H
	* 4.845	45.83	MAv1	34.1	-31	.25	49.18	54	-4.82	-	-	355	142	H
3	* 7.27	43.35	PK2	35.5	-28.2	0	50.65	-	-	74	-23.35	225	217	H
	* 7.27	31.03	MAv1	35.5	-28.2	.25	38.58	54	-15.42	-	-	225	217	H
1	4.5	43.31	PK2	34	-31.4	0	45.91	-	-	74	-28.09	111	217	V
6	* 4.845	55.88	PK2	34.1	-31.1	0	58.88	-	-	74	-15.12	163	393	V
	* 4.846	44.13	MAv1	34.1	-31	.25	47.48	54	-6.52	-	-	163	393	V
7	* 7.255	41.2	PK2	35.5	-28.2	0	48.5	-	-	74	-25.5	102	152	V
	* 7.258	29.46	MAv1	35.5	-28.2	.25	37.01	54	-16.99	-	-	102	152	V
5	4.5	43.43	PK2	34	-31.4	0	46.03	-	-	-	-	189	229	H
8	9.688	37.13	PK2	36.9	-24.3	0	49.73	-	-	-	-	121	159	V
4	9.689	36.96	PK2	36.9	-24.3	0	49.56	-	-	-	-	73	257	H

* - indicates frequency in CFR 47, Part 15 and Industry Canada RSS-Restricted Band.

PK2 - KDB558074 Method: Maximum Peak

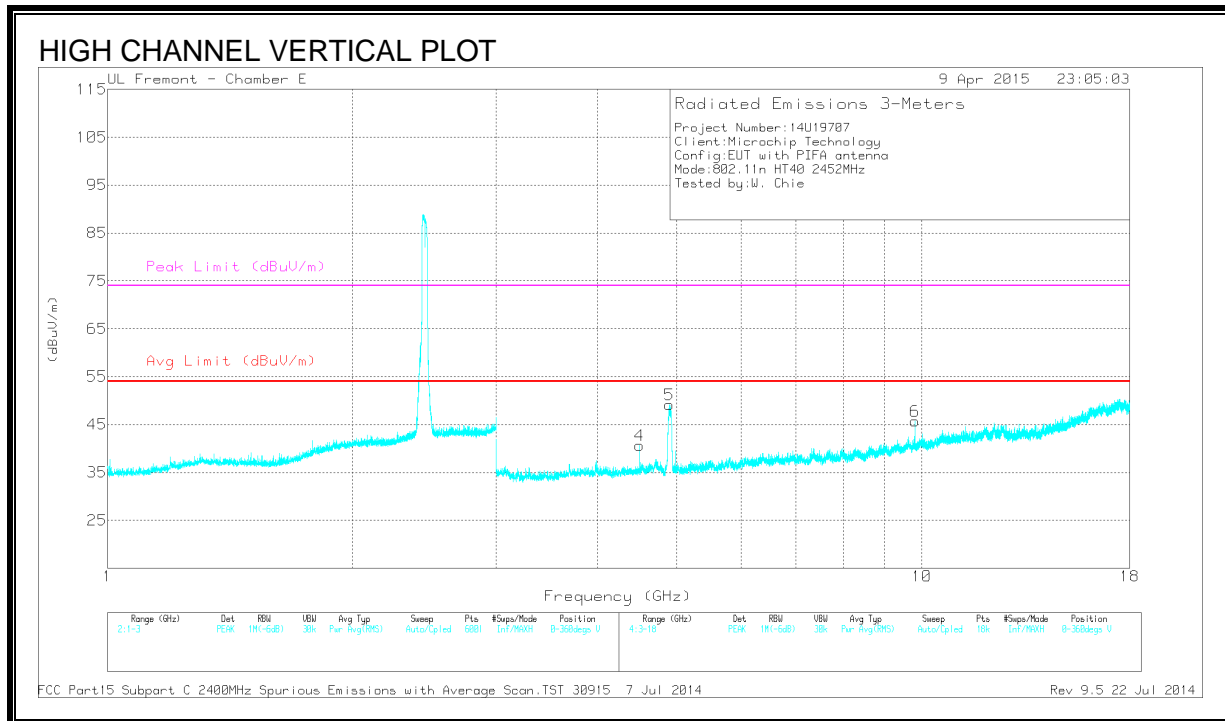
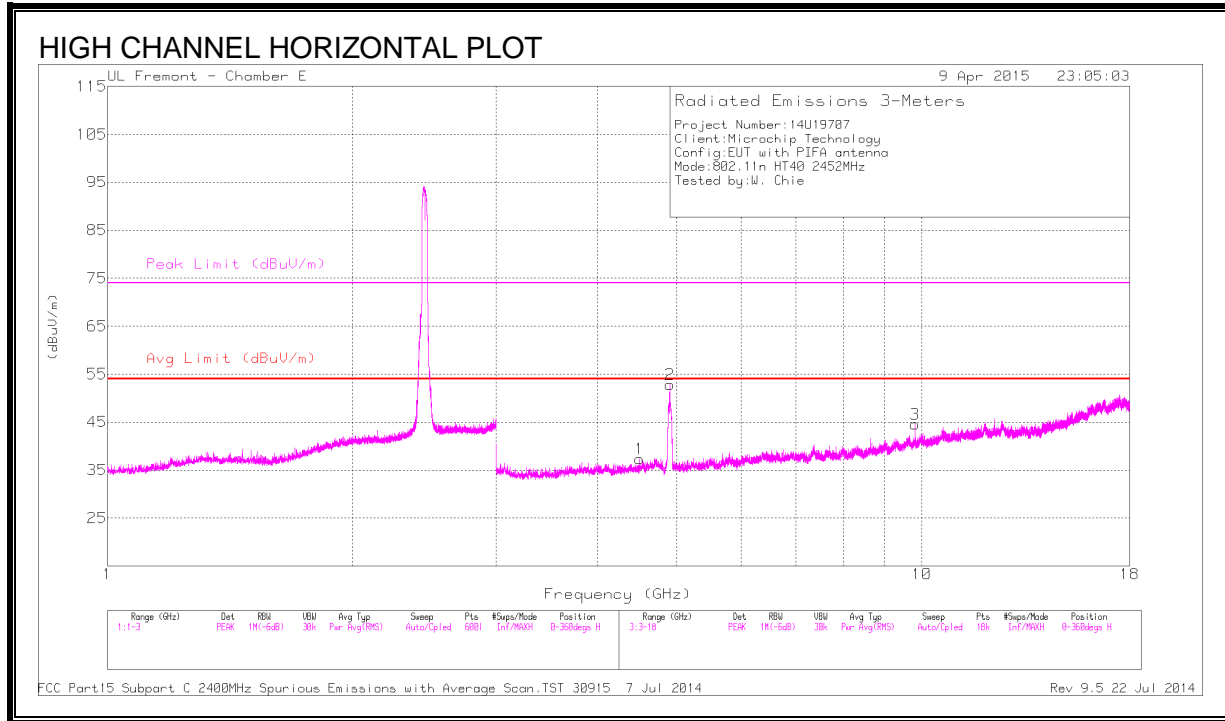
MAv1 - KDB558074 Option 1 Maximum RMS Average



DATA

Marker	Frequency (GHz)	Meter Reading (dBuV)	Det	AF T346 (dB/m)	Amp/Cbl /Fitr/Pad (dB)	DC Corr (dB)	Corrected Reading (dBuV/m)	Avg Limit (dBuV/m)	Margin (dB)	Peak Limit (dBuV/m)	PK Margin (dB)	Azimuth (Degs)	Height (cm)	Polarity
1	* 4.86	60.76	PK2	34.1	-31.1	0	63.76	-	-	74	-10.24	360	175	H
	* 4.873	48.54	MAv1	34.1	-31	.25	51.89	54	-2.11	-	-	360	175	H
2	* 7.324	42.79	PK2	35.5	-27.6	0	50.69	-	-	74	-23.31	225	266	H
	* 7.311	31.59	MAv1	35.5	-27.9	.25	39.44	54	-14.56	-	-	225	266	H
4	* 12.157	37.91	PK2	38.7	-24	0	52.61	-	-	74	-21.39	6	297	H
	* 12.16	26.29	MAv1	38.7	-24	.25	41.24	54	-12.76	-	-	6	297	H
5	* 4.884	57.26	PK2	34.1	-30.9	0	60.46	-	-	74	-13.54	148	208	V
	* 4.884	45.53	MAv1	34.1	-30.9	.25	48.98	54	-5.02	-	-	148	208	V
6	* 7.309	41.35	PK2	35.5	-27.9	0	48.95	-	-	74	-25.05	236	303	V
	* 7.311	30.06	MAv1	35.5	-27.9	.25	37.91	54	-16.09	-	-	236	303	V
8	* 12.172	40.56	PK2	38.7	-24.2	0	55.06	-	-	74	-18.94	302	147	V
	* 12.17	28.66	MAv1	38.7	-24.2	.25	43.41	54	-10.59	-	-	302	147	V
3	9.748	38.01	PK2	37	-25.2	0	49.81	-	-	-	-	267	163	H
7	9.764	37.75	PK2	37	-25.3	0	49.45	-	-	-	-	141	174	V

* - indicates frequency in CFR 47, Part 15 and Industry Canada RSS-Restricted Band.
 PK2 - KDB558074 Method: Maximum Peak
 MAv1 - KDB558074 Option 1 Maximum RMS Average



DATA

Marker	Frequen cy (GHz)	Meter Reading (dBuV)	Det	AF T346 (dB/m)	Amp/Cb/ Filtr/Pad (dB)	DC Corr (dB)	Correcte d Reading (dBuV/m)	Avg Limit (dBuV/m)	Margin (dB)	Peak Limit (dBuV/m)	PK Margin (dB)	Azimuth (Degs)	Height (cm)	Polarity
1	4.5	43.25	PK2	34	-31.4	0	45.85	-	-	74	-28.15	78	226	H
2	* 4.906	55.49	PK2	34.1	-30.5	0	59.09	-	-	74	-14.91	360	116	H
	* 4.903	44.15	MAv1	34.1	-30.6	.25	47.9	54	-6.1	-	-	360	116	H
4	4.5	42.81	PK2	34	-31.4	0	45.41	-	-	74	-28.59	256	166	V
5	* 4.887	56.07	PK2	34.1	-30.9	0	59.27	-	-	74	-14.73	143	177	V
	* 4.903	43.98	MAv1	34.1	-30.6	.25	47.73	54	-6.27	-	-	143	177	V
3	9.806	37.38	PK2	37	-24.9	0	49.48	-	-	-	-	70	227	V
6	9.808	38.58	PK2	37	-24.9	0	50.68	-	-	-	-	201	159	H

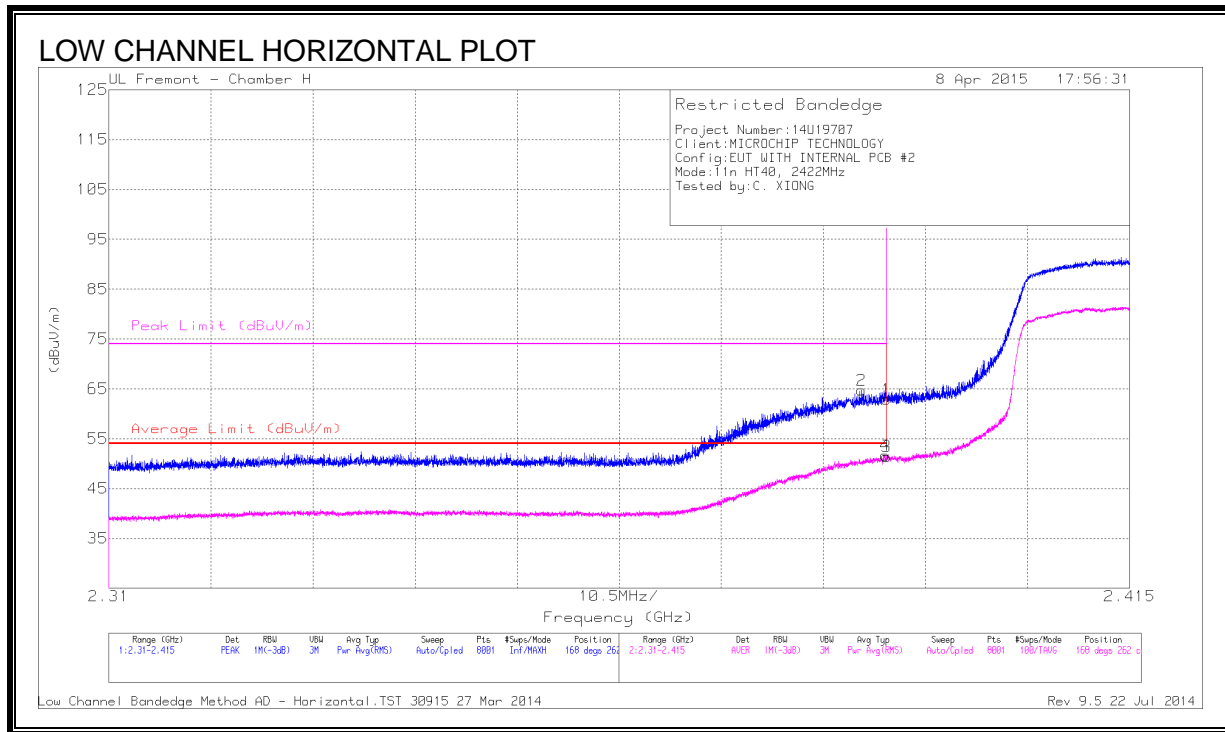
* - indicates frequency in CFR 47, Part 15 and Industry Canada RSS-Restricted Band.

PK2 - KDB558074 Method: Maximum Peak

MAv1 - KDB558074 Option 1 Maximum RMS Average

10.5.2. INTEGRAL ANTENNA

RESTRICTED BANDEDGE



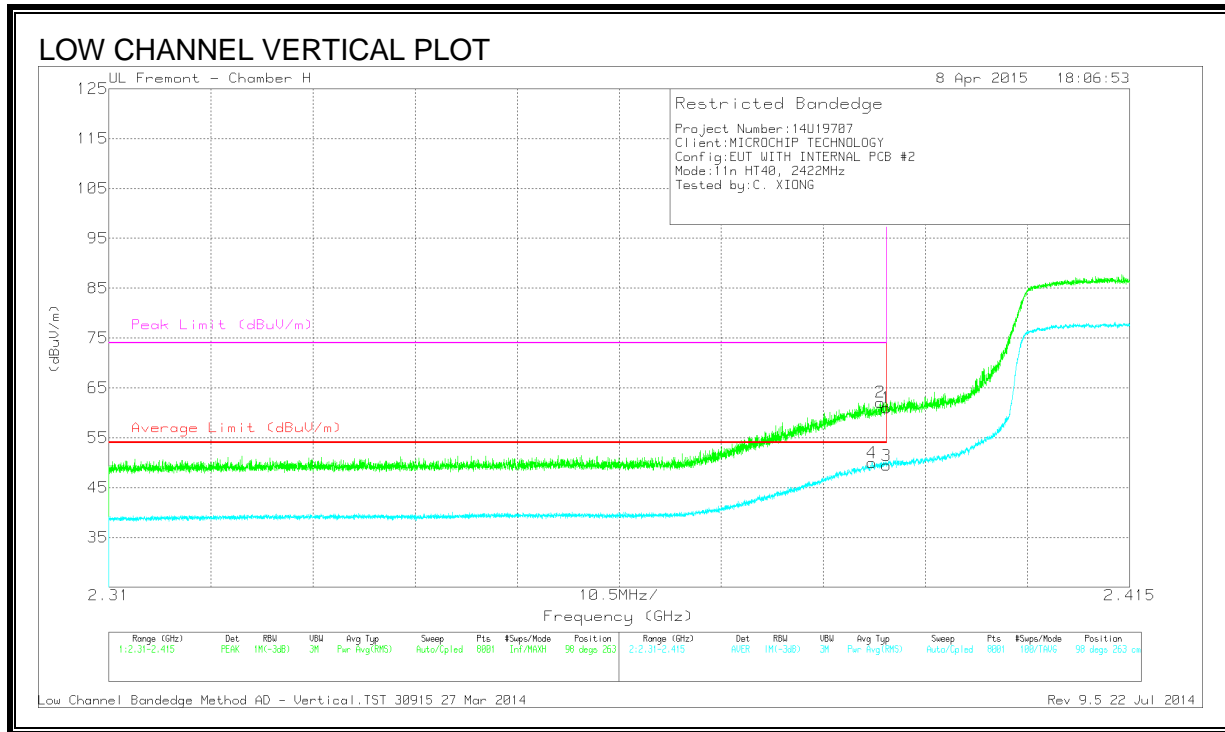
DATA

Marker	Frequency (GHz)	Meter Reading (dBuV)	Det	AF T712 (dB/m)	Amp/Cbl /Filtr/Pad (dB)	DC Corr (dB)	Corrected Reading (dBuV/m)	Average Limit (dBuV/m)	Margin (dB)	Peak Limit (dBuV/m)	PK Margin (dB)	Azimuth (Degs)	Height (cm)	Polarity
2	* 2.387	57.25	PK	32.1	-24.6	0	64.75	-	-	74	-9.25	168	262	H
1	* 2.39	55.42	PK	32.1	-24.6	0	62.92	-	-	74	-11.08	168	262	H
3	* 2.39	43.7	RMS	32.1	-24.6	.25	51.45	54	-2.55	-	-	168	262	H
4	* 2.39	43.93	RMS	32.1	-24.6	.25	51.68	54	-2.32	-	-	168	262	H

* - indicates frequency in CFR 47, Part 15 and Industry Canada RSS-Restricted Band.

PK - Peak detector

RMS - RMS detection



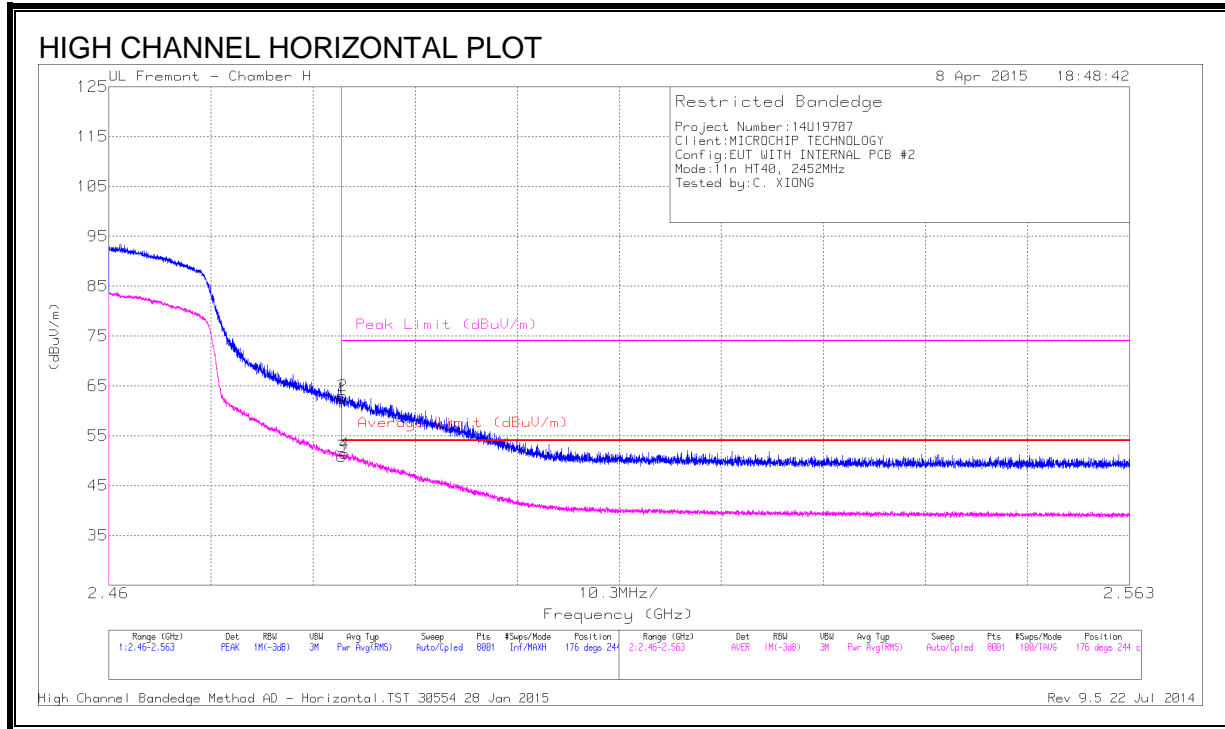
DATA

Marker	Frequency (GHz)	Meter Reading (dBuV)	Det	AF T712 (dB/m)	Amp/Cbl /Filtr/Pad (dB)	DC Corr (dB)	Corrected Reading (dBuV/m)	Average Limit (dBuV/m)	Margin (dB)	Peak Limit (dBuV/m)	PK Margin (dB)	Azimuth (Degs)	Height (cm)	Polarity
4	* 2.388	42.48	RMS	32.1	-24.6	.25	50.23	54	-3.77	-	-	98	263	V
2	* 2.389	54.62	PK	32.1	-24.6	0	62.12	-	-	74	-11.88	98	263	V
1	* 2.39	53.52	PK	32.1	-24.6	0	61.02	-	-	74	-12.98	98	263	V
3	* 2.39	41.96	RMS	32.1	-24.6	.25	49.71	54	-4.29	-	-	98	263	V

* - indicates frequency in CFR 47, Part 15 and Industry Canada RSS-Restricted Band.

PK - Peak detector

RMS - RMS detection



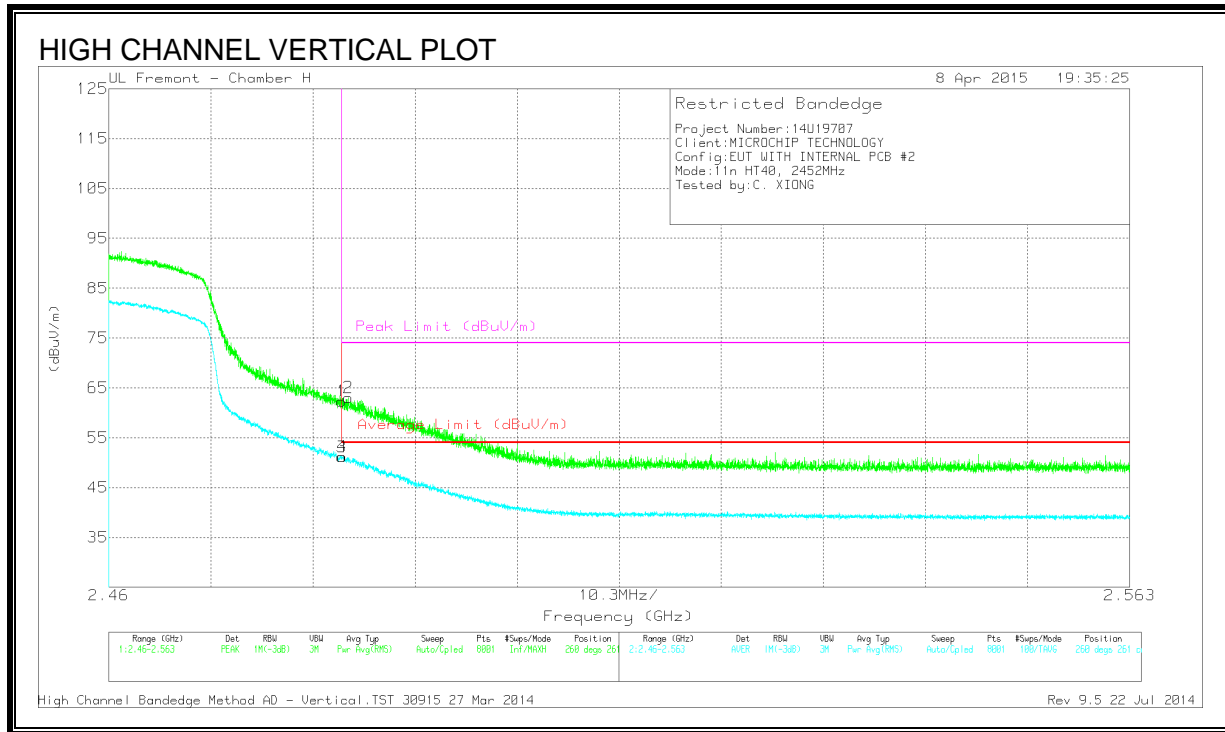
DATA

Marker	Frequency (GHz)	Meter Reading (dBuV)	Det	AF T712 (dB/m)	Amp/Cbl /Fitr/Pad (dB)	DC Corr (dB)	Correct ed Reading (dBuV/m)	Average Limit (dBuV/m)	Margi n (dB)	Peak Limit (dBuV/m)	PK Margin (dB)	Azimu th (Degs)	Heig ht (cm)	Polari ty
1	* 2.484	54.9	PK	32.1	-24.5	0	62.5	-	-	74	-11.5	176	244	H
2	* 2.484	55.42	PK	32.1	-24.5	0	63.02	-	-	74	-10.98	176	244	H
3	* 2.484	43.23	RMS	32.1	-24.5	.25	51.08	54	-2.92	-	-	176	244	H
4	* 2.484	43.82	RMS	32.1	-24.5	.25	51.67	54	-2.33	-	-	176	244	H

* - indicates frequency in CFR 47, Part 15 and Industry Canada RSS-Restricted Band.

PK - Peak detector

RMS - RMS detection



DATA

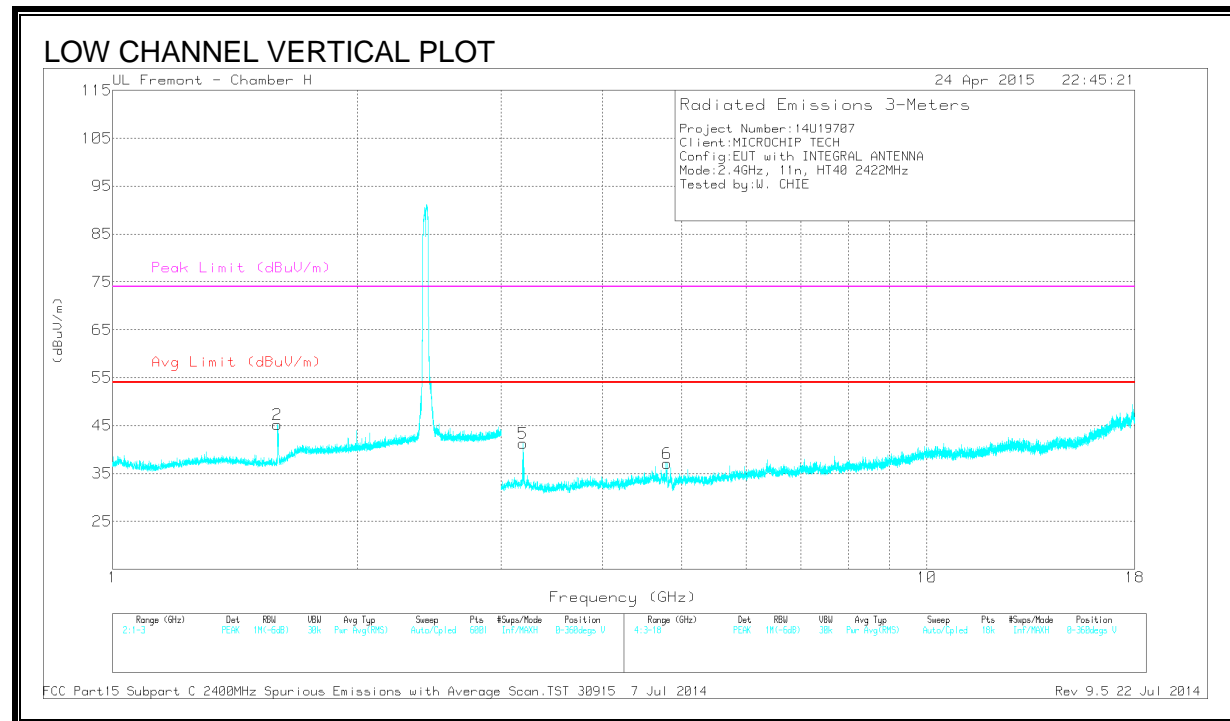
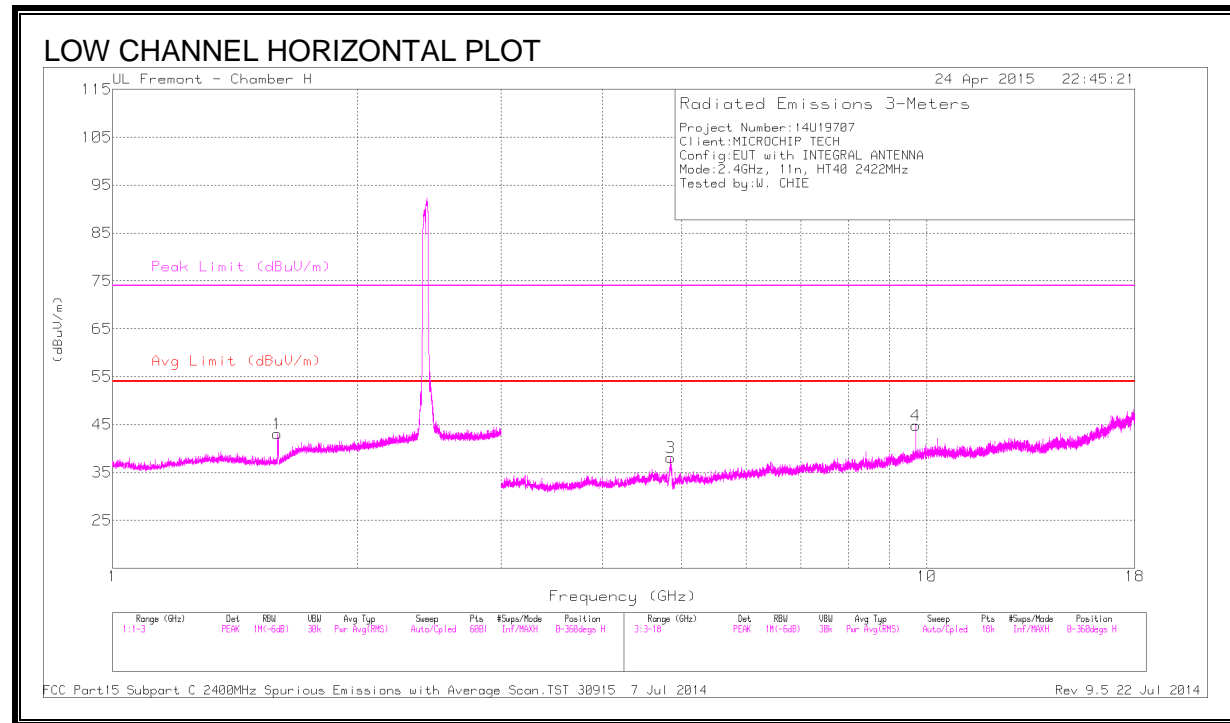
Marker	Frequency (GHz)	Meter Reading (dBuV)	Det	AF T712 (dB/m)	Amp/Cbl /Ftr/Pad (dB)	DC Corr (dB)	Corrected Reading (dBuV/m)	Average Limit (dBuV/m)	Margin (dB)	Peak Limit (dBuV/m)	PK Margin (dB)	Azimuth (Degs)	Height (cm)	Polarity
1	* 2.484	54.76	PK	32.1	-24.5	0	62.36	-	-	74	-11.64	260	261	V
2	* 2.484	55.46	PK	32.1	-24.5	0	63.06	-	-	74	-10.94	260	261	V
3	* 2.484	43.33	RMS	32.1	-24.5	.25	51.18	54	-2.82	-	-	260	261	V
4	* 2.484	43.38	RMS	32.1	-24.5	.25	51.23	54	-2.77	-	-	260	261	V

* - indicates frequency in CFR 47, Part 15 and Industry Canada RSS-Restricted Band.

PK - Peak detector

RMS - RMS detection

HARMONICS AND SPURIOUS EMISSIONS



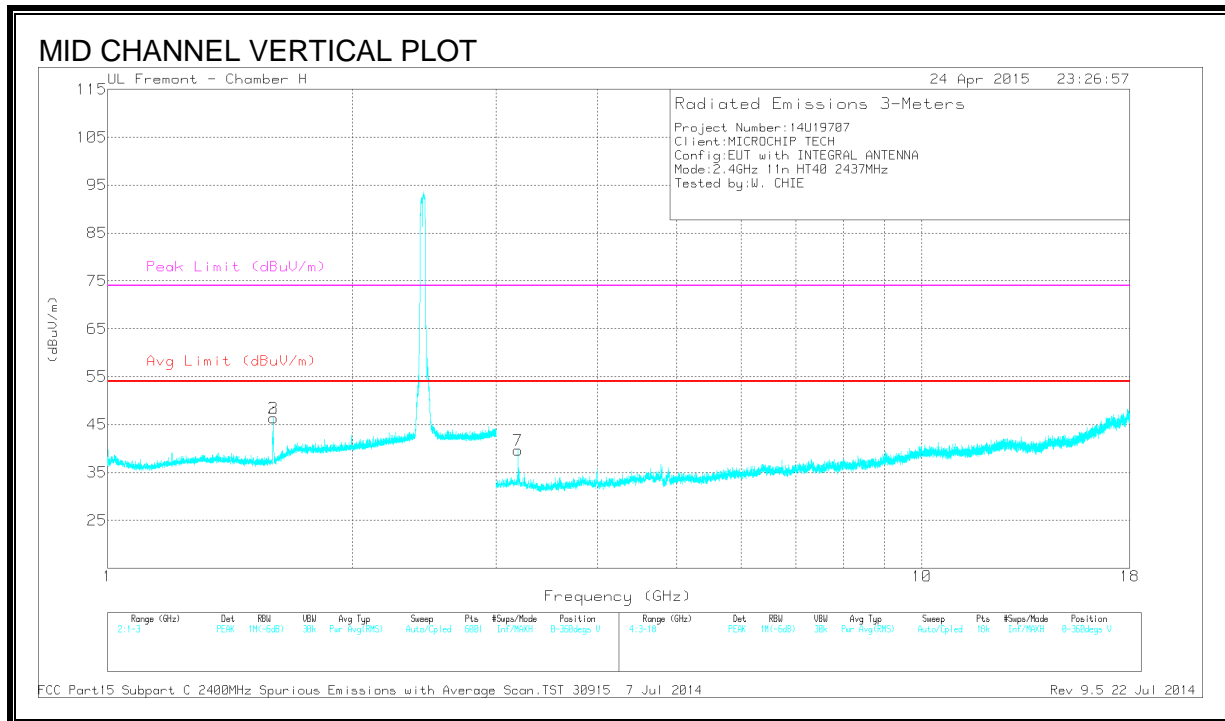
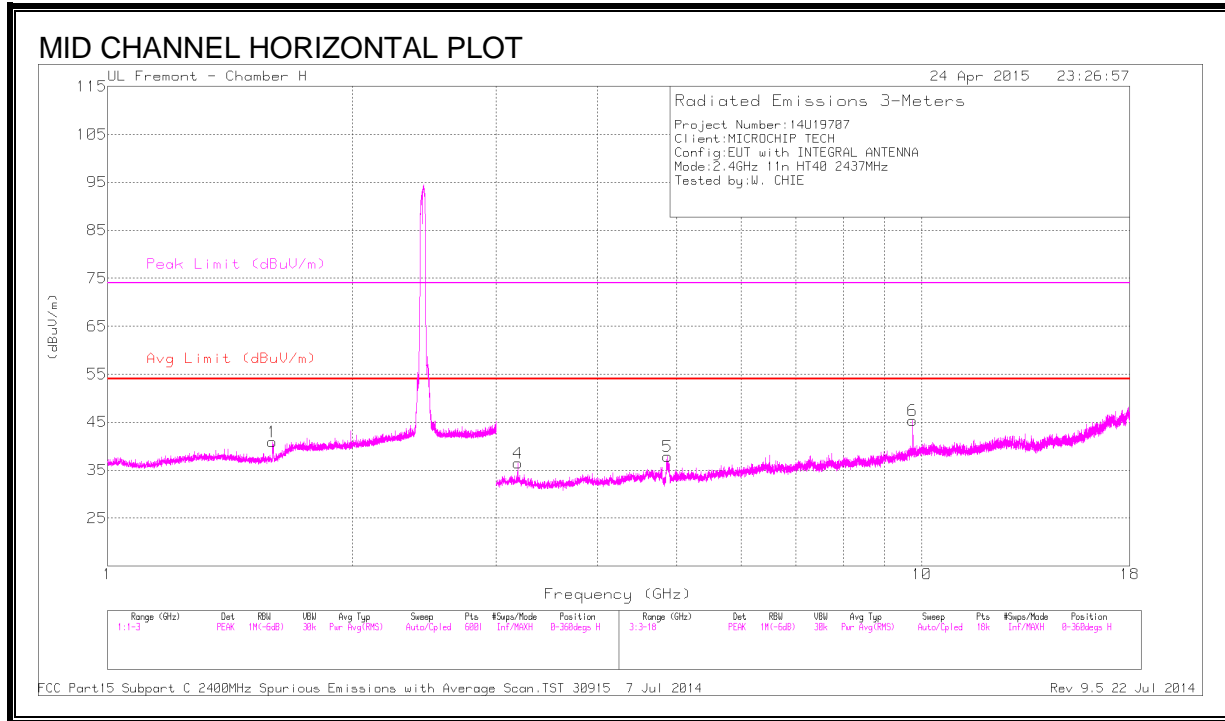
DATA

Marker	Frequenc y (GHz)	Meter Reading (dBuV)	Det	AF T712 (dB/m)	Amp/Cbl/ Filtr/Pad (dB)	DC Corr (dB)	Corrected Reading (dBuV/m)	Avg Limit (dBuV/m)	Margin (dB)	Peak Limit (dBuV/m)	PK Margin (dB)	Azimuth (Degs)	Height (cm)	Polarity
1	* 1.595	46.14	PK2	27.7	-25.1	0	48.74	-	-	74	-25.26	251	102	H
	* 1.595	34.05	MAv1	27.7	-25.1	.25	36.9	54	-17.1	-	-	251	102	H
2	* 1.593	48.41	PK2	27.7	-25.1	0	51.01	-	-	74	-22.99	300	199	V
	* 1.594	36.19	MAv1	27.7	-25.1	.25	39.04	54	-14.96	-	-	300	199	V
3	* 4.843	44.75	PK2	33.9	-32.2	0	46.45	-	-	74	-27.55	219	328	H
	* 4.845	33.15	MAv1	33.9	-32.3	.25	35	54	-19	-	-	219	328	H
6	* 4.795	44.48	PK2	33.9	-32.4	0	45.98	-	-	74	-28.02	241	108	V
	* 4.786	31.43	MAv1	33.9	-32.3	.25	33.28	54	-20.72	-	-	241	108	V
5	3.191	48.9	PK2	33.6	-33.5	0	49	-	-	-	-	195	118	V
4	9.688	36.68	PK2	36.9	-25.9	0	47.68	-	-	-	-	159	220	H

* - indicates frequency in CFR 47, Part 15 and Industry Canada RSS-Restricted Band.

PK2 - KDB558074 Method: Maximum Peak

MAv1 - KDB558074 Option 1 Maximum RMS Average



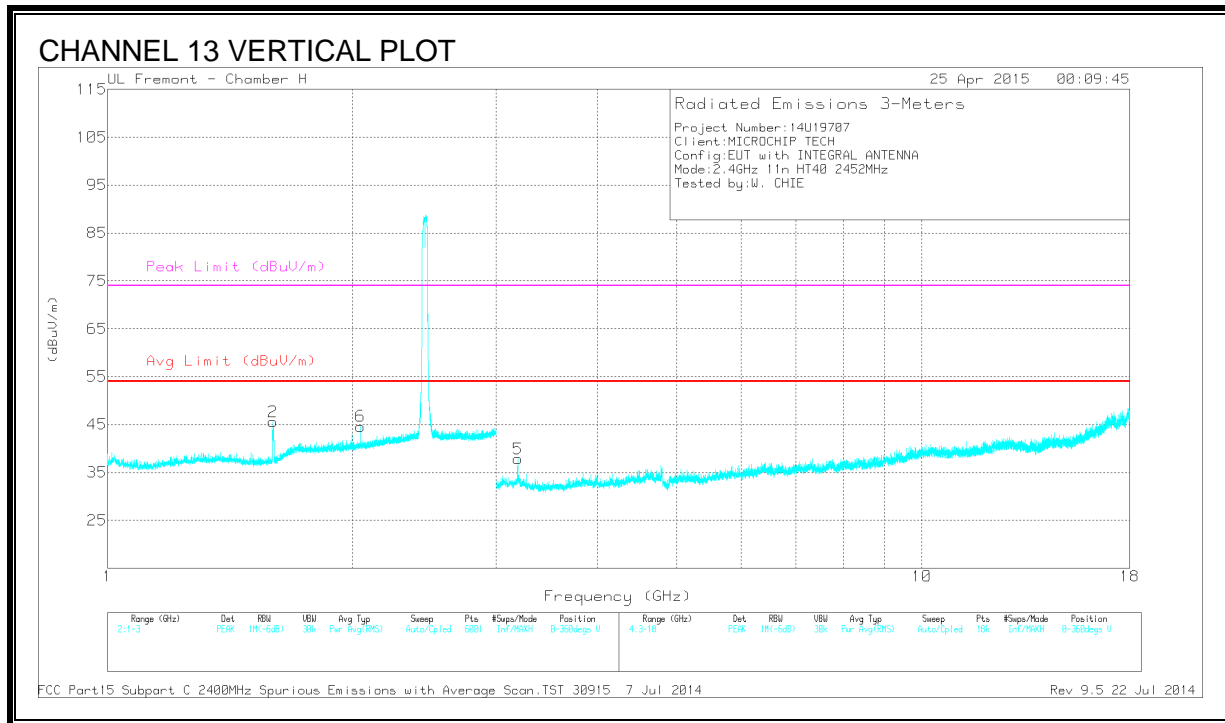
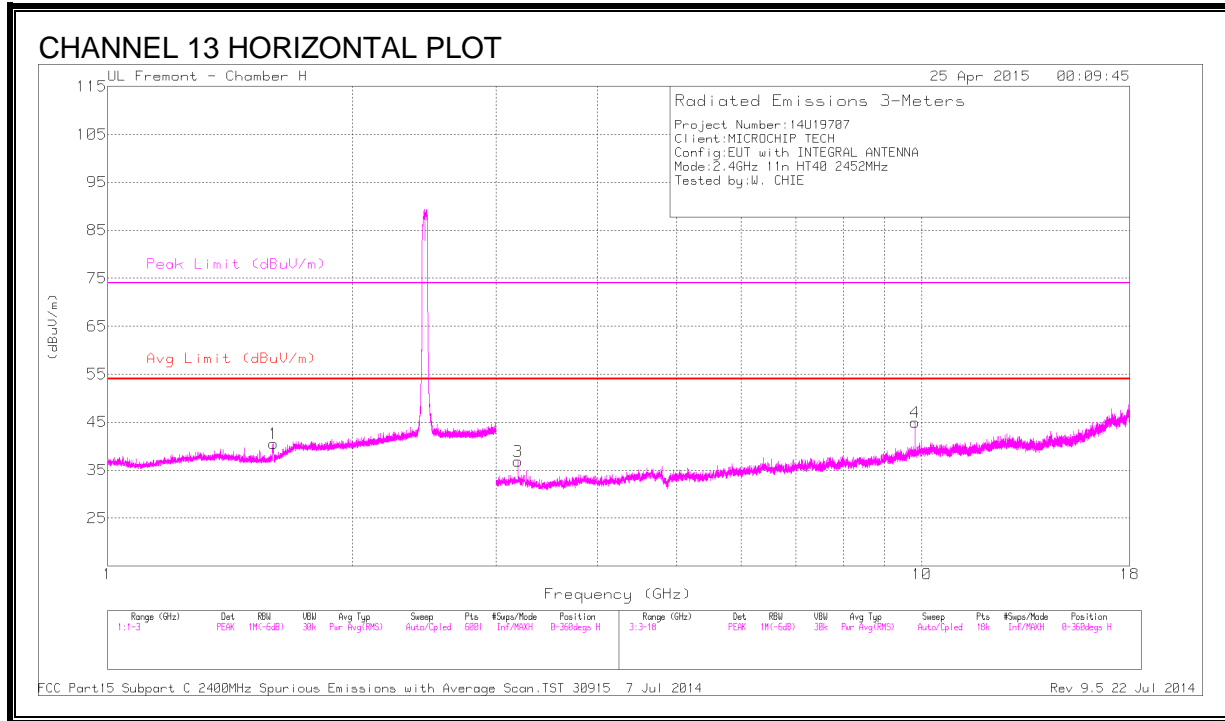
DATA

Marker	Frequency (GHz)	Meter Reading (dBuV)	Det	AF T712 (dB/m)	Amp/Cbl/ Fltr/Pad (dB)	DC Corr (dB)	Corrected Reading (dBuV/m)	Avg Limit (dBuV/m)	Margin (dB)	Peak Limit (dBuV/m)	PK Margin (dB)	Azimuth (Degs)	Height (cm)	Polarity
1	* 1.595	47.15	PK2	27.7	-25.1	0	49.75	-	-	74	-24.25	174	111	H
	* 1.594	33.16	MAv1	27.7	-25.1	.25	36.01	54	-17.99	-	-	174	111	H
2	* 1.598	47.43	PK2	27.7	-25.1	0	50.03	-	-	74	-23.97	297	199	V
	* 1.594	36.11	MAv1	27.7	-25.1	.25	38.96	54	-15.04	-	-	297	199	V
3	* 1.599	47.66	PK2	27.7	-25.1	0	50.26	-	-	74	-23.74	293	189	V
	* 1.594	35.89	MAv1	27.7	-25.1	.25	38.74	54	-15.26	-	-	293	189	V
5	* 4.871	47.04	PK2	33.9	-32.2	0	48.74	-	-	74	-25.26	218	265	H
	* 4.875	34.51	MAv1	33.9	-32.2	.25	36.46	54	-17.54	-	-	218	265	H
4	3.191	43.12	PK2	33.6	-33.5	0	43.22	-	-	-	-	148	183	H
7	3.191	48.18	PK2	33.6	-33.5	0	48.28	-	-	-	-	167	140	V
6	9.748	37.48	PK2	36.9	-26.2	0	48.18	-	-	-	-	245	124	H

* - indicates frequency in CFR 47, Part 15 and Industry Canada RSS-Restricted Band.

PK2 - KDB558074 Method: Maximum Peak

MAv1 - KDB558074 Option 1 Maximum RMS Average



DATA

Marker	Frequency (GHz)	Meter Reading (dBuV)	Det	AF T712 (dB/m)	Amp/Cbl/Filtr/Pad (dB)	DC Corr (dB)	Corrected Reading (dBuV/m)	Avg Limit (dBuV/m)	Margin (dB)	Peak Limit (dBuV/m)	PK Margin (dB)	Azimuth (Degs)	Height (cm)	Polarity
1	* 1.599	46.2	PK2	27.7	-25.1	0	48.8	-	-	74	-25.2	251	103	H
	* 1.598	34.2	MAv1	27.7	-25.1	.25	37.05	54	-16.95	-	-	251	103	H
2	* 1.593	51.37	PK2	27.7	-25.1	0	53.97	-	-	74	-20.03	32	190	V
	* 1.598	33.83	MAv1	27.7	-25.1	.25	36.68	54	-17.32	-	-	32	190	V
6	2.043	43.67	PK2	30.7	-24.9	0	49.47	-	-	-	-	97	224	V
5	3.189	48.44	PK2	33.6	-33.5	0	48.54	-	-	-	-	81	184	V
3	3.193	44.27	PK2	33.6	-33.5	0	44.37	-	-	-	-	124	182	H
4	9.808	38.26	PK2	37	-26.5	0	48.76	-	-	-	-	42	174	H

* - indicates frequency in CFR 47, Part 15 and Industry Canada RSS-Restricted Band.

PK2 - KDB558074 Method: Maximum Peak

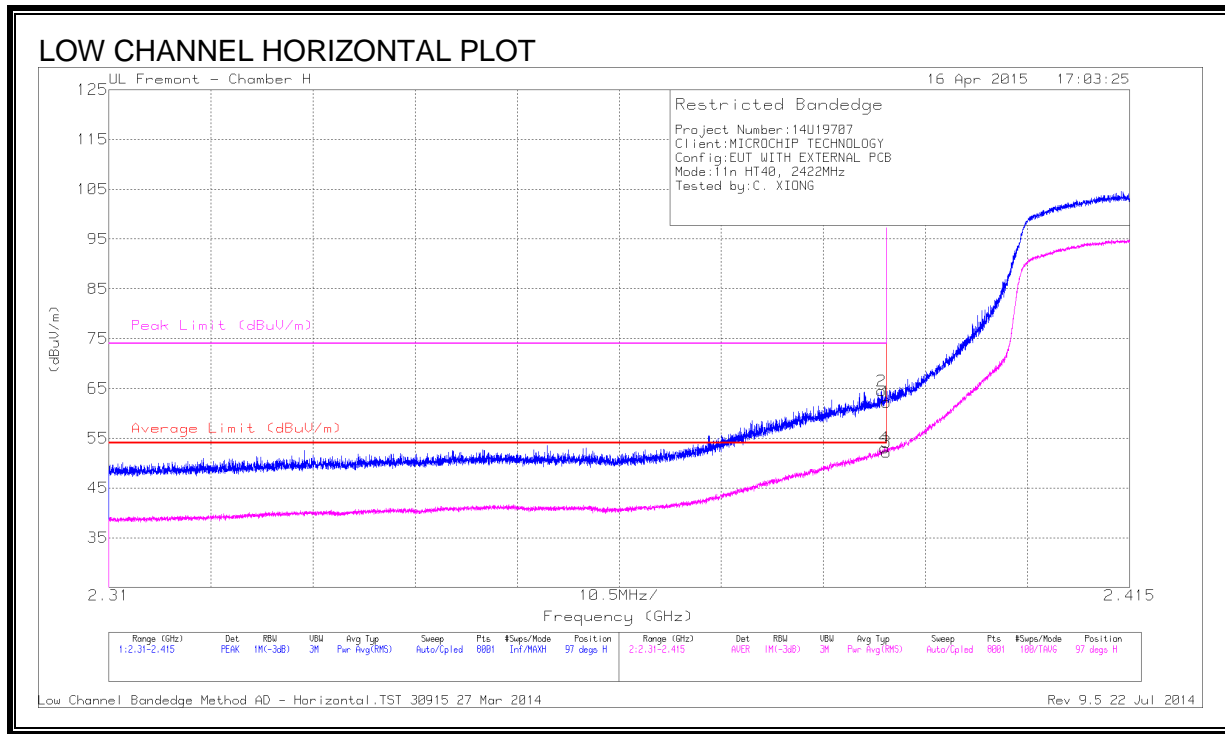
MAv1 - KDB558074 Option 1 Maximum RMS Average

FCC Part15 Subpart C 2400MHz Spurious Emissions with Average Scan.TST 30915 7 Jul 2014

Rev 9.5 22 Jul 2014

10.5.3. PCB ANTENNA

RESTRICTED BANDEDGE



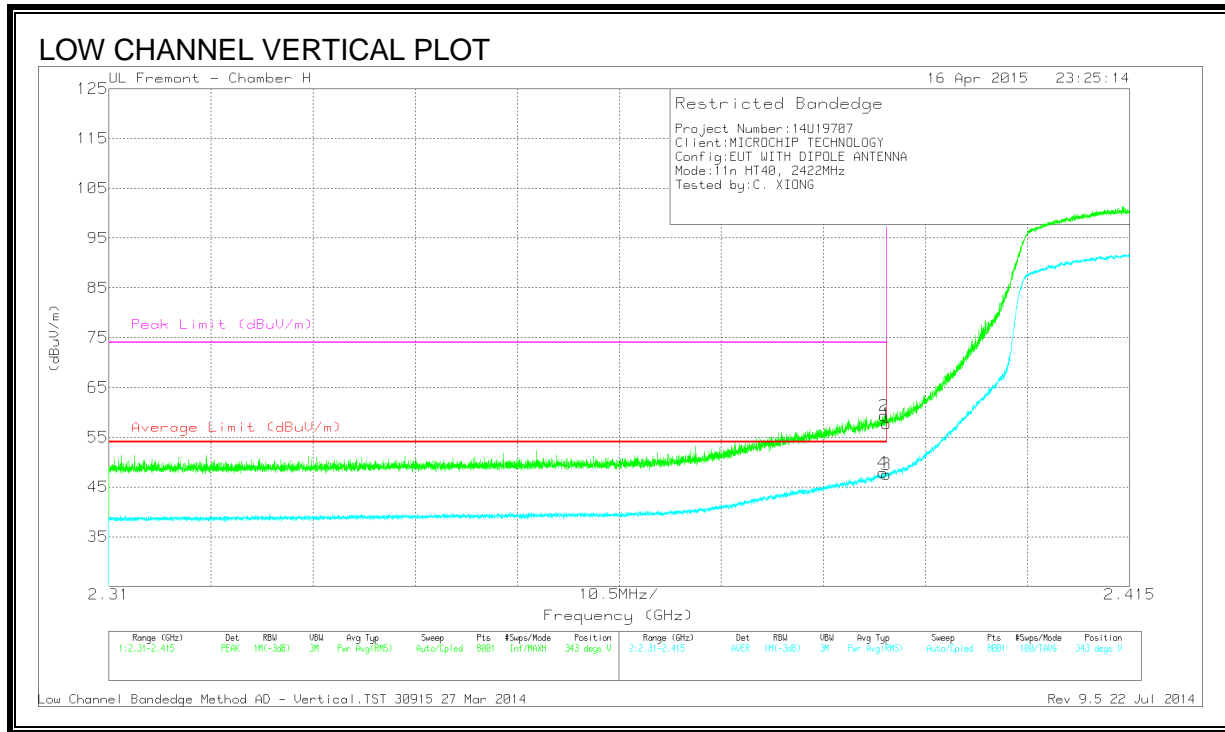
DATA

Marker	Frequency (GHz)	Meter Reading (dBuV)	Det	AF T712 (dB/m)	Amp/Cbl /Filtr/Pad (dB)	DC Corr (dB)	Corrected Reading (dBuV/m)	Average Limit (dBuV/m)	Margin (dB)	Peak Limit (dBuV/m)	PK Margin (dB)	Azimuth (Degs)	Height (cm)	Polarity
1	* 2.39	54.75	PK	32.1	-24.6	0	62.25	-	-	74	-11.75	97	292	H
2	* 2.389	56.99	PK	32.1	-24.6	0	64.49	-	-	74	-9.51	97	292	H
3	* 2.39	44.46	RMS	32.1	-24.6	.25	52.21	54	-1.79	-	-	97	292	H
4	* 2.39	45.32	RMS	32.1	-24.6	.25	53.07	54	-.93	-	-	97	292	H

* - indicates frequency in CFR 47, Part 15 and Industry Canada RSS-Restricted Band.

PK - Peak detector

RMS - RMS detection



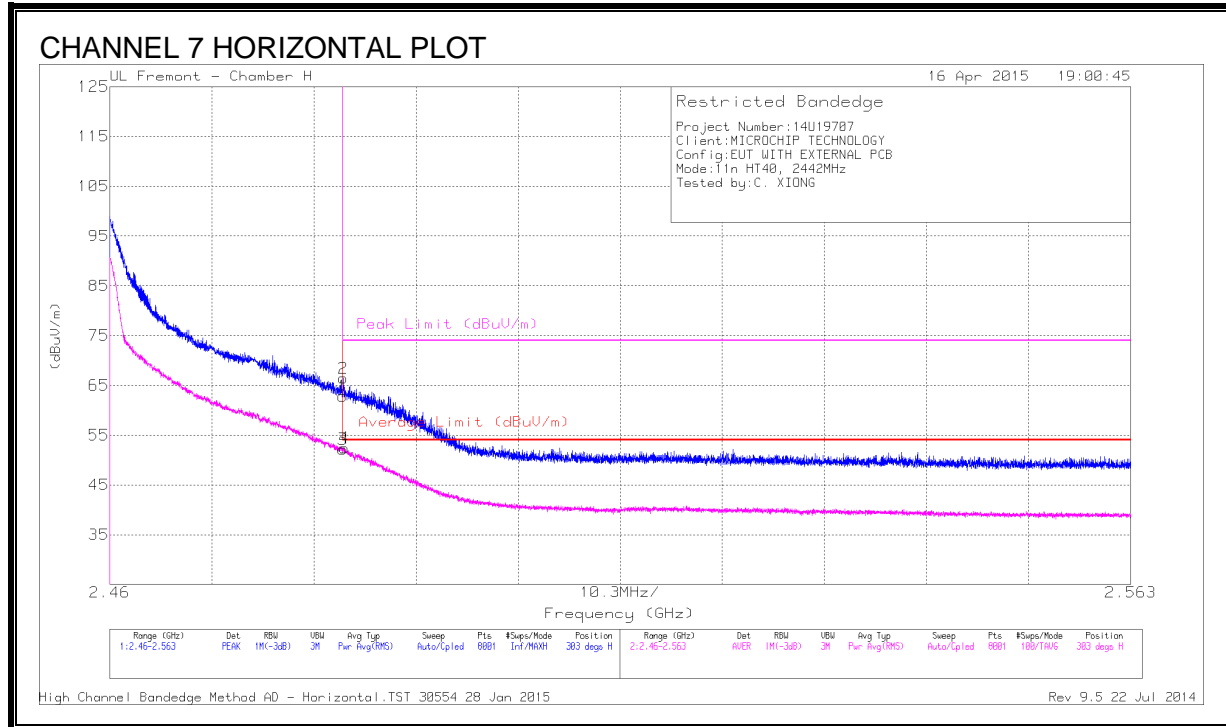
DATA

Marker	Frequenc y (GHz)	Meter Reading (dBuV)	Det	AF T712 (dB/m)	Amp/Cb/Fl tr/Pad (dB)	DC Corr (dB)	Corrected Reading (dBuV/m)	Average Limit (dBuV/m)	Margin (dB)	Peak Limit (dBuV/m)	PK Margin (dB)	Azimuth (Degs)	Height (cm)	Polarity
1	* 2.39	50.24	PK	32.1	-24.6	0	57.74	-	-	74	-16.26	343	365	V
2	* 2.39	51.87	PK	32.1	-24.6	0	59.37	-	-	74	-14.63	343	365	V
3	* 2.39	39.8	RMS	32.1	-24.6	.25	47.55	54	-6.45	-	-	343	365	V
4	* 2.39	40.15	RMS	32.1	-24.6	.25	47.9	54	-6.1	-	-	343	365	V

* - indicates frequency in CFR 47, Part 15 and Industry Canada RSS-Restricted Band.

PK - Peak detector

RMS - RMS detection



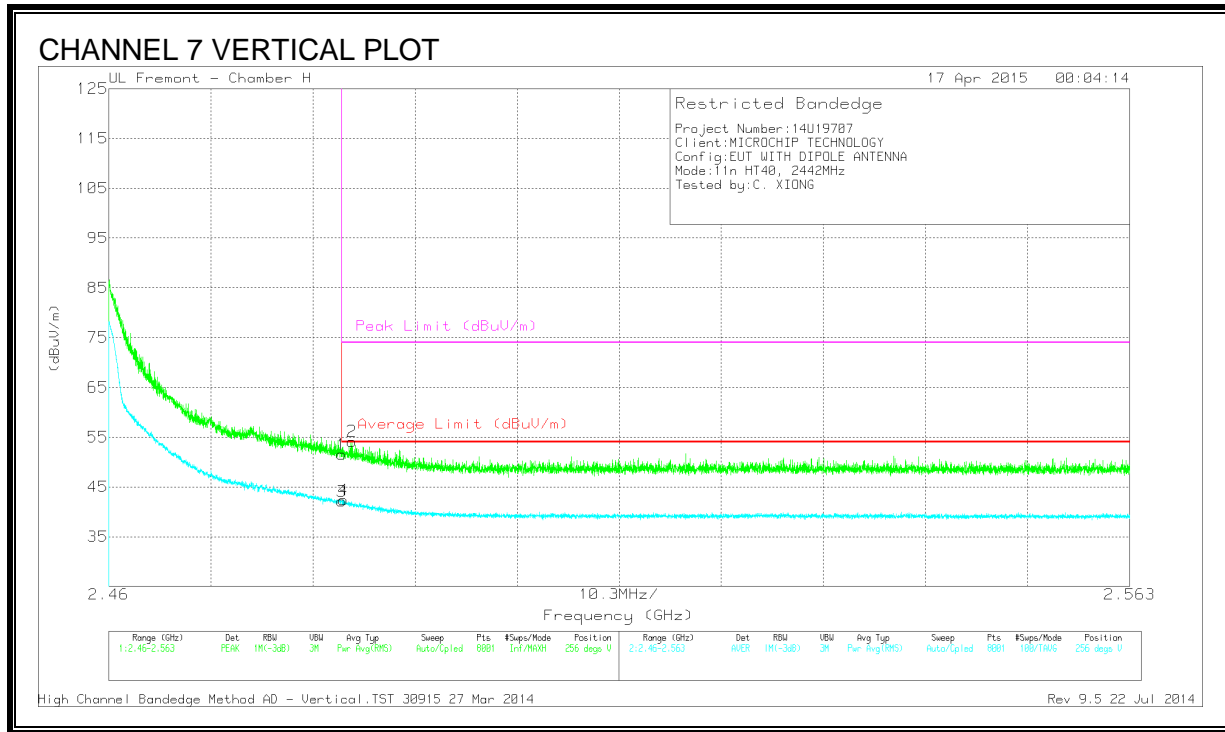
DATA

Marker	Frequenc y (GHz)	Meter Reading (dBuV)	Det	AF T712 (dB/m)	Amp/Cb/Fl tr/Pad (dB)	DC Corr (dB)	Corrected Reading (dBuV/m)	Average Limit (dBuV/m)	Margin (dB)	Peak Limit (dBuV/m)	PK Margin (dB)	Azimuth (Degs)	Height (cm)	Polarity
1	* 2.484	55.27	PK	32.1	-24.5	0	62.87	-	-	74	-11.13	303	280	H
2	* 2.484	58.84	PK	32.1	-24.5	0	66.44	-	-	74	-7.56	303	280	H
3	* 2.484	44.35	RMS	32.1	-24.5	.25	52.2	54	-1.8	-	-	303	280	H
4	* 2.484	44.59	RMS	32.1	-24.5	.25	52.44	54	-1.56	-	-	303	280	H

* - indicates frequency in CFR 47, Part 15 and Industry Canada RSS-Restricted Band.

PK - Peak detector

RMS - RMS detection



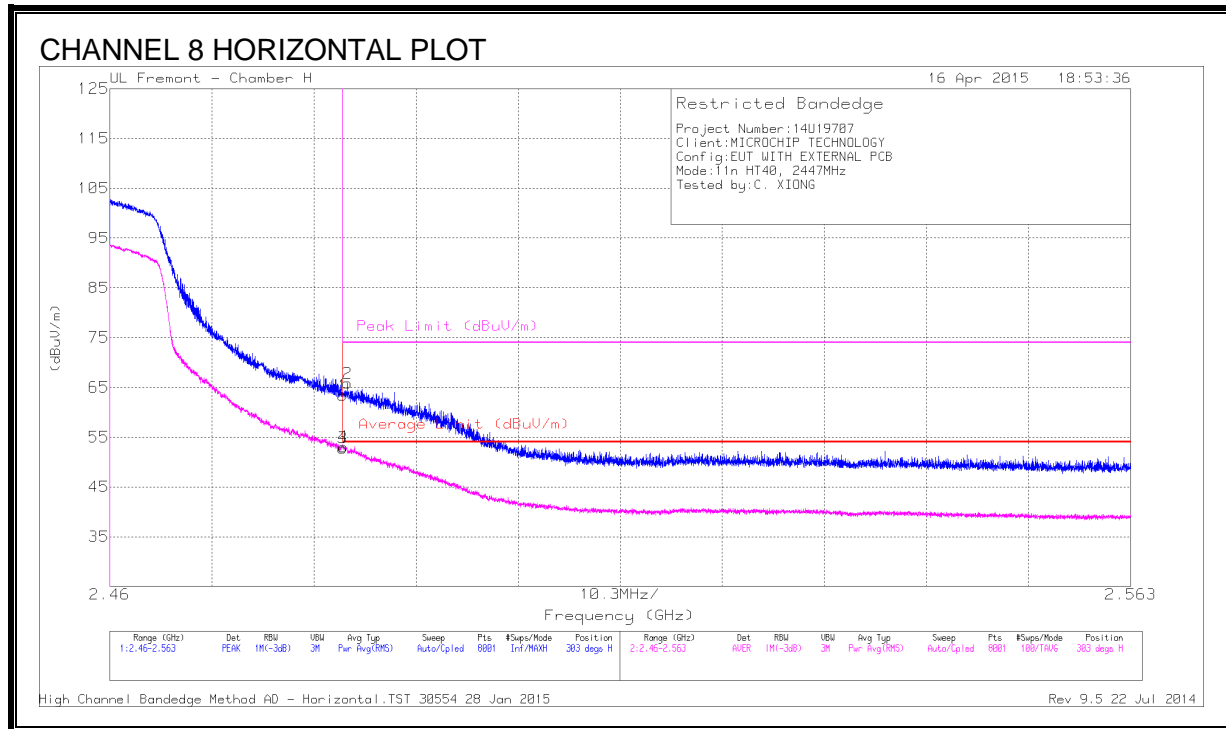
DATA

Marker	Frequenc y (GHz)	Meter Reading (dBuV)	Det	AF T712 (dB/m)	Amp/Cbl/FI tr/Pad (dB)	DC Corr (dB)	Corrected Reading (dBuV/m)	Average Limit (dBuV/m)	Margin (dB)	Peak Limit (dBuV/m)	PK Margin (dB)	Azimuth (Degs)	Height (cm)	Polarity
1	* 2.484	43.92	PK	32.1	-24.5	0	51.52	-	-	74	-22.48	256	316	V
3	* 2.484	34.3	RMS	32.1	-24.5	.25	42.15	54	-11.85	-	-	256	316	V
4	* 2.484	34.54	RMS	32.1	-24.5	.25	42.39	54	-11.61	-	-	256	316	V
2	* 2.485	46.54	PK	32.1	-24.5	0	54.14	-	-	74	-19.86	256	316	V

* - indicates frequency in CFR 47, Part 15 and Industry Canada RSS-Restricted Band.

PK - Peak detector

RMS - RMS detection



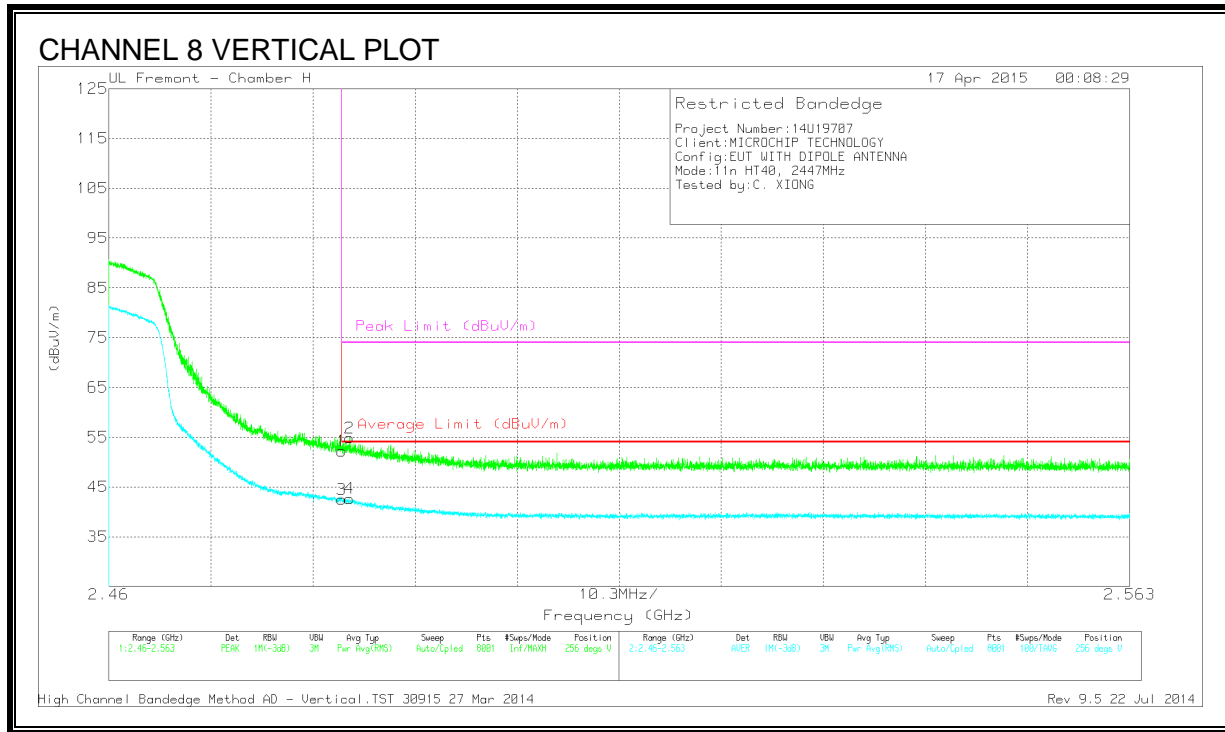
DATA

Marker	Frequency (GHz)	Meter Reading (dBuV)	Det	AF T712 (dB/m)	Amp/Cbl /Fitr/Pad (dB)	DC Corr (dB)	Corrected Reading (dBuV/m)	Average Limit (dBuV/m)	Margin (dB)	Peak Limit (dBuV/m)	PK Margin (dB)	Azimuth (Degs)	Height (cm)	Polarity
1	* 2.484	55.81	PK	32.1	-24.5	0	63.41	-	-	74	-10.59	303	280	H
2	* 2.484	58.23	PK	32.1	-24.5	0	65.83	-	-	74	-8.17	303	280	H
3	* 2.484	45.23	RMS	32.1	-24.5	.25	53.08	54	-0.92	-	-	303	280	H
4	* 2.484	45.43	RMS	32.1	-24.5	.25	53.28	54	-0.72	-	-	303	280	H

* - indicates frequency in CFR 47, Part 15 and Industry Canada RSS-Restricted Band.

PK - Peak detector

RMS - RMS detection



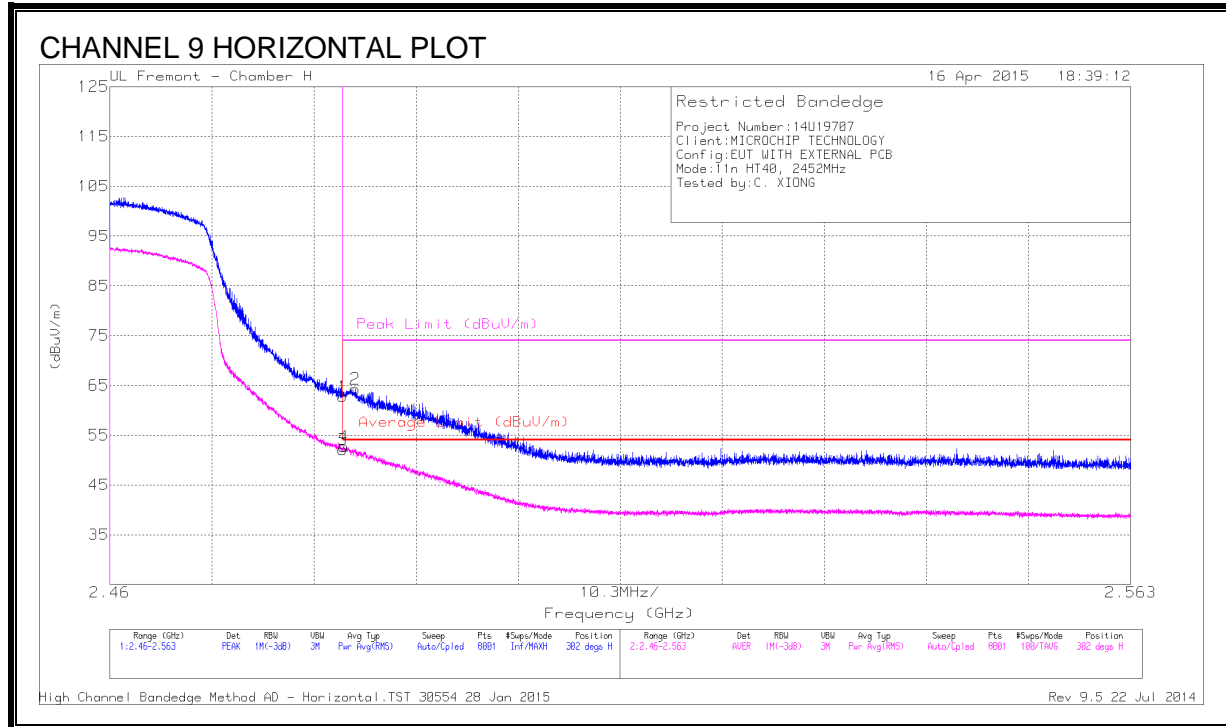
DATA

Marker	Frequenc y (GHz)	Meter Reading (dBuV)	Det	AF T712 (dB/m)	Amp/Cb/Fl tr/Pad (dB)	DC Corr (dB)	Corrected Reading (dBuV/m)	Average Limit (dBuV/m)	Margin (dB)	Peak Limit (dBuV/m)	PK Margin (dB)	Azimuth (Degs)	Height (cm)	Polarity
1	* 2.484	44.64	PK	32.1	-24.5	0	52.24	-	-	74	-21.76	256	316	V
2	* 2.484	47.24	PK	32.1	-24.5	0	54.84	-	-	74	-19.16	256	316	V
3	* 2.484	34.66	RMS	32.1	-24.5	.25	42.51	54	-11.49	-	-	256	316	V
4	* 2.484	34.84	RMS	32.1	-24.5	.25	42.69	54	-11.31	-	-	256	316	V

* - indicates frequency in CFR 47, Part 15 and Industry Canada RSS-Restricted Band.

PK - Peak detector

RMS - RMS detection



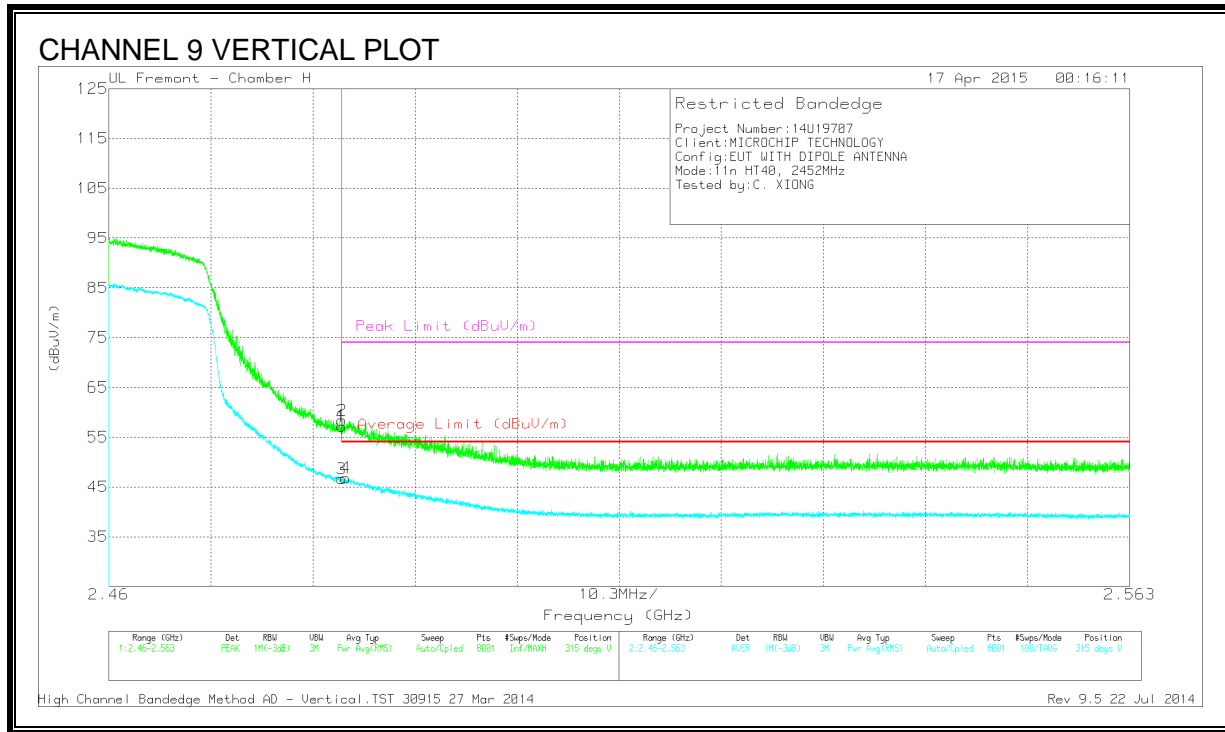
DATA

Marker	Frequency (GHz)	Meter Reading (dBuV)	Det	AF T712 (dB/m)	Amp/Cbl/Filtr/Pad (dB)	DC Corr (dB)	Corrected Reading (dBuV/m)	Average Limit (dBuV/m)	Margin (dB)	Peak Limit (dBuV/m)	PK Margin (dB)	Azimuth (Degs)	Height (cm)	Polarity
1	* 2.484	55.17	PK	32.1	-24.5	0	62.77	-	-	74	-11.23	302	278	H
2	* 2.485	56.67	PK	32.1	-24.5	0	64.27	-	-	74	-9.73	302	278	H
3	* 2.484	44.52	RMS	32.1	-24.5	0.25	52.37	54	-1.63	-	-	302	278	H
4	* 2.484	45.12	RMS	32.1	-24.5	0.25	52.97	54	-1.03	-	-	302	278	H

* - indicates frequency in CFR 47, Part 15 and Industry Canada RSS-Restricted Band.

PK - Peak detector

RMS - RMS detection



DATA

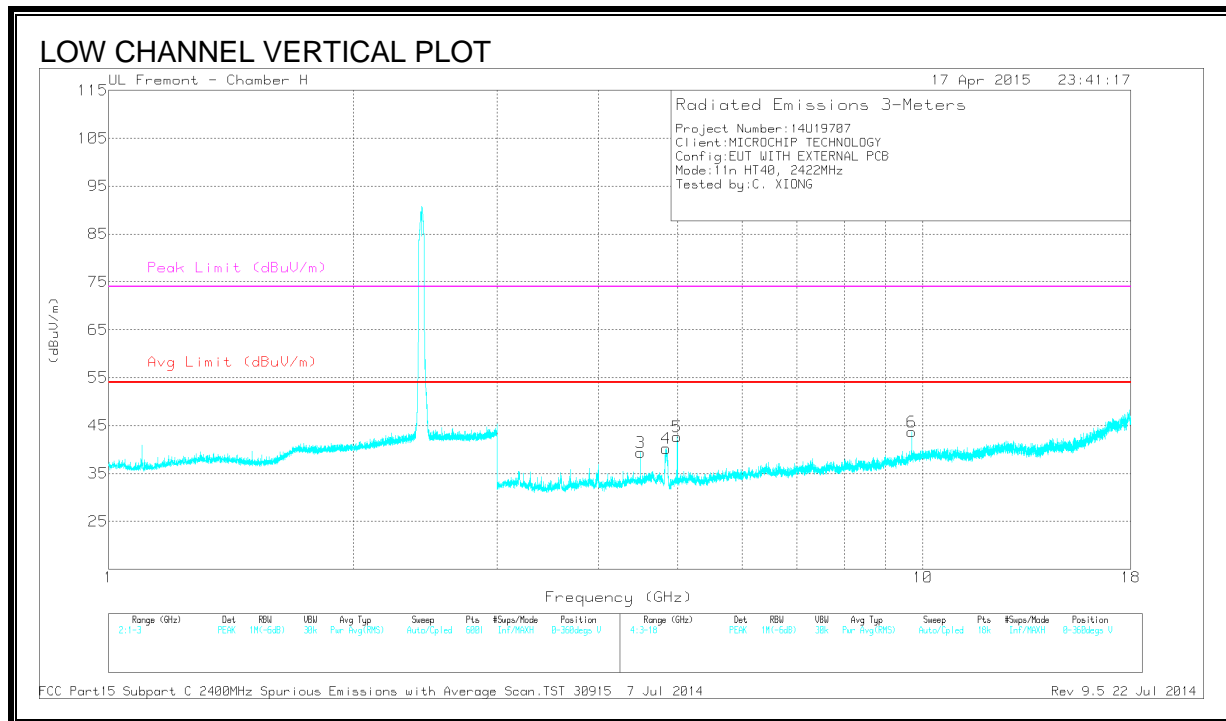
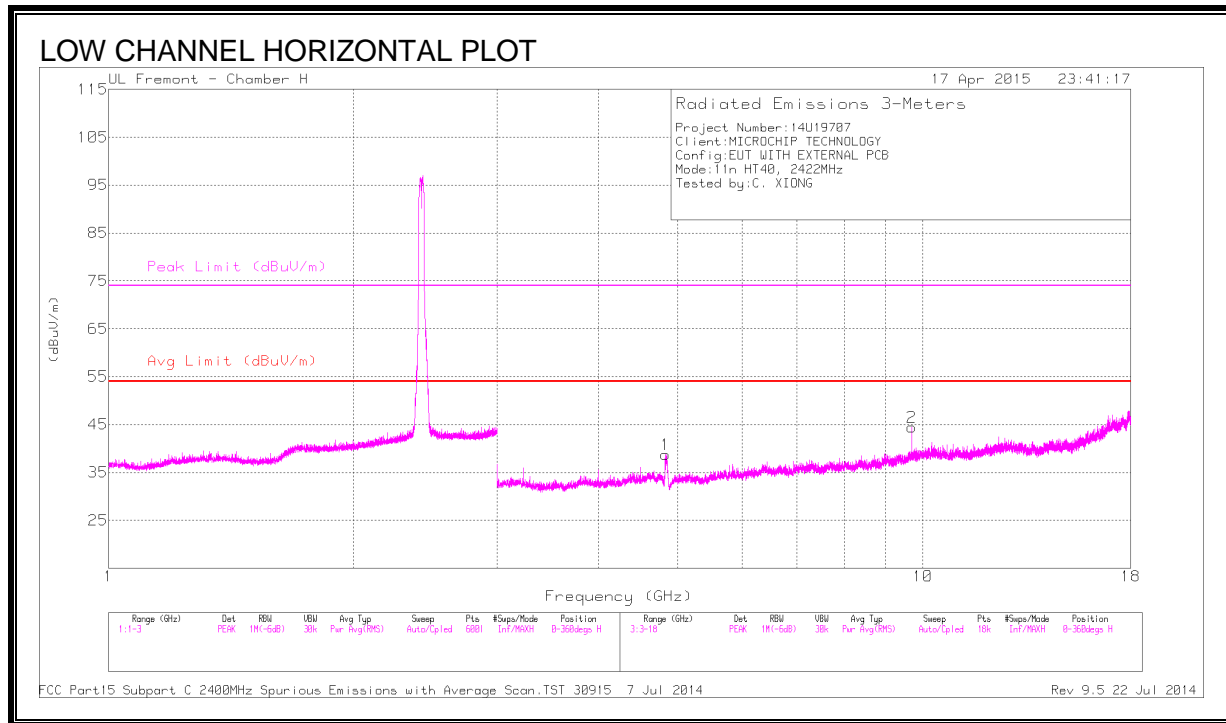
Marker	Frequency (GHz)	Meter Reading (dBuV)	Det	AF T712 (dB/m)	Amp/Cbl /Ftr/Pad (dB)	DC Corr (dB)	Corrected Reading (dBuV/m)	Average Limit (dBuV/m)	Margin (dB)	Peak Limit (dBuV/m)	PK Margin (dB)	Azimuth (Degs)	Height (cm)	Polarity
1	*2.484	49.61	PK	32.1	-24.5	0	57.21	-	-	74	-16.79	315	337	V
2	*2.484	50.76	PK	32.1	-24.5	0	58.36	-	-	74	-15.64	315	337	V
3	*2.484	38.78	RMS	32.1	-24.5	.25	46.63	54	-7.37	-	-	315	337	V
4	*2.484	38.95	RMS	32.1	-24.5	.25	46.8	54	-7.2	-	-	315	337	V

* - indicates frequency in CFR 47, Part 15 and Industry Canada RSS-Restricted Band.

PK - Peak detector

RMS - RMS detection

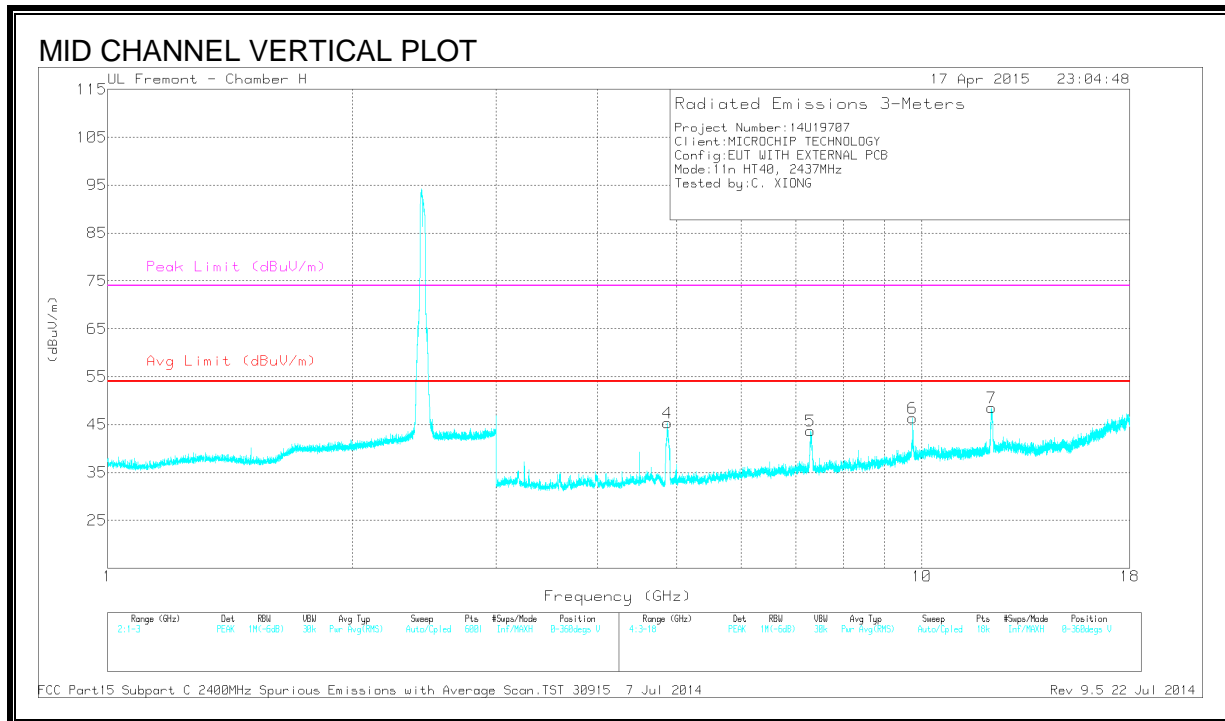
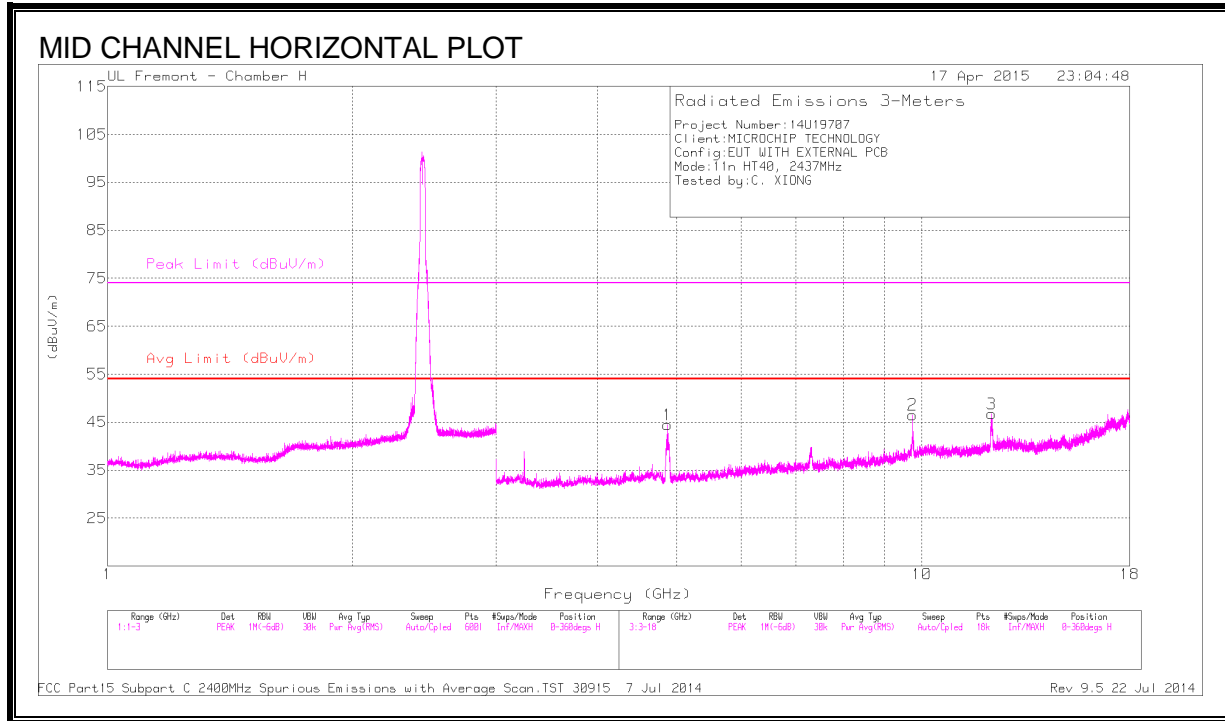
HARMONICS AND SPURIOUS EMISSIONS



DATA

Marker	Frequency (GHz)	Meter Reading (dBuV)	Det	AF T712 (dB/m)	Amp/Cbl /Fitr/Pad (dB)	DC Corr (dB)	Corrected Reading (dBuV/m)	Avg Limit (dBuV/m)	Margin (dB)	Peak Limit (dBuV/m)	PK Margin (dB)	Azimuth (Degs)	Height (cm)	Polarity
1	* 4.829	43.06	PK2	33.9	-32.3	0	44.66	-	-	74	-29.34	72	179	H
	* 4.837	31.76	MAv1	33.9	-32.3	.25	33.61	54	-20.39	-	-	72	179	H
4	* 4.841	46.87	PK2	33.9	-32.2	0	48.57	-	-	74	-25.43	171	202	V
	* 4.842	35.65	MAv1	33.9	-32.2	.25	37.6	54	-16.4	-	-	171	202	V
5	* 4.995	47.79	PK2	33.9	-32.2	0	49.49	-	-	74	-24.51	176	217	V
	* 4.994	29.95	MAv1	33.9	-32.2	.25	31.9	54	-22.1	-	-	176	217	V
3	4.5	43.09	PK2	33.7	-32.8	0	43.99	-	-	-	-	228	212	V
2	9.688	38.07	PK2	36.9	-25.8	0	49.17	-	-	-	-	228	212	H
6	9.688	38.8	PK2	36.9	-25.9	0	49.8	-	-	-	-	43	224	V

* - indicates frequency in CFR 47, Part 15 and Industry Canada RSS-Restricted Band.
 PK2 - KDB558074 Method: Maximum Peak
 MAv1 - KDB558074 Option 1 Maximum RMS Average



DATA

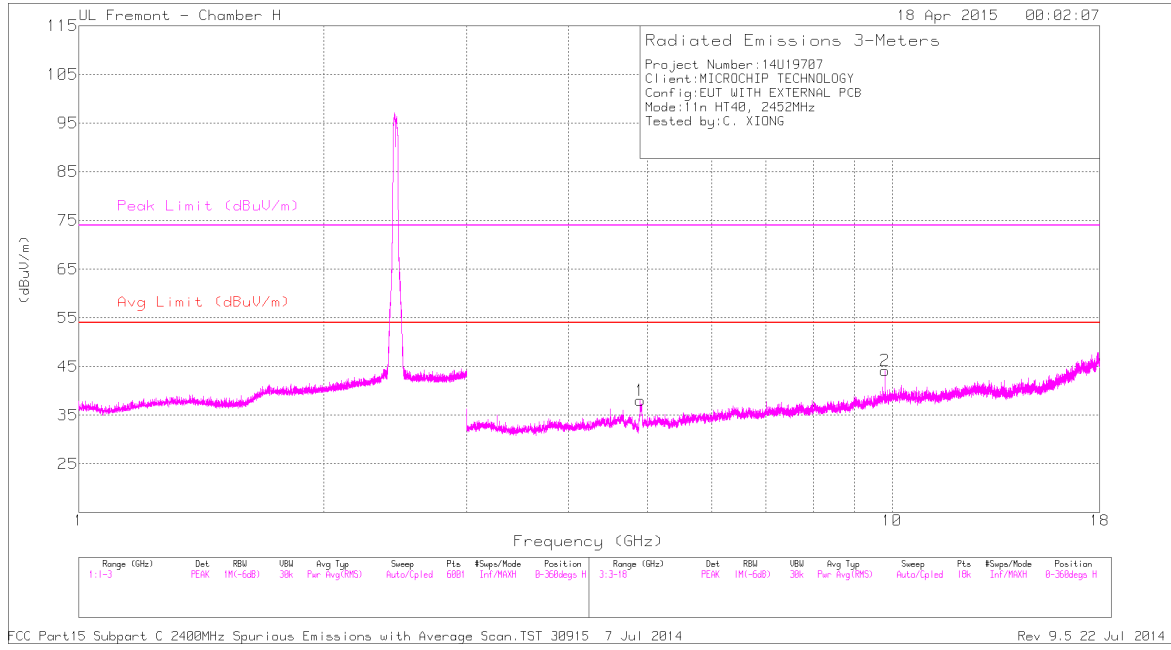
Marker	Frequency (GHz)	Meter Reading (dBuV)	Det	AF T712 (dB/m)	Amp/Cbl /Filtr/Pad (dB)	DC Corr (dB)	Corrected Reading (dBuV/m)	Avg Limit (dBuV/m)	Margin (dB)	Peak Limit (dBuV/m)	PK Margin (dB)	Azimuth (Degs)	Height (cm)	Polarity
1	* 4.857	42.65	PK2	33.9	-32.3	0	44.25	-	-	74	-29.75	71	173	H
	* 4.855	30.53	MAv1	33.9	-32.3	.25	32.38	54	-21.62	-	-	71	173	H
3	* 12.173	36.33	PK2	38.3	-25.8	0	48.83	-	-	74	-25.17	344	164	H
	* 12.175	24.33	MAv1	38.3	-25.8	.25	37.08	54	-16.92	-	-	344	164	H
4	* 4.862	46.89	PK2	33.9	-32.3	0	48.49	-	-	74	-25.51	168	199	V
	* 4.866	34.5	MAv1	33.9	-32.3	.25	36.35	54	-17.65	-	-	168	199	V
5	* 7.29	40.46	PK2	35.4	-29.4	0	46.46	-	-	74	-27.54	12	230	V
	* 7.292	27.46	MAv1	35.4	-29.3	.25	33.81	54	-20.19	-	-	12	230	V
7	* 12.179	35.91	PK2	38.3	-25.7	0	48.51	-	-	74	-25.49	48	212	V
	* 12.178	24.82	MAv1	38.3	-25.8	.25	37.57	54	-16.43	-	-	48	212	V
2	9.748	40.38	PK2	36.9	-26.2	0	51.08	-	-	-	-	234	212	H
6	9.748	40.29	PK2	36.9	-26.2	0	50.99	-	-	-	-	38	222	V

* - indicates frequency in CFR 47, Part 15 and Industry Canada RSS-Restricted Band.

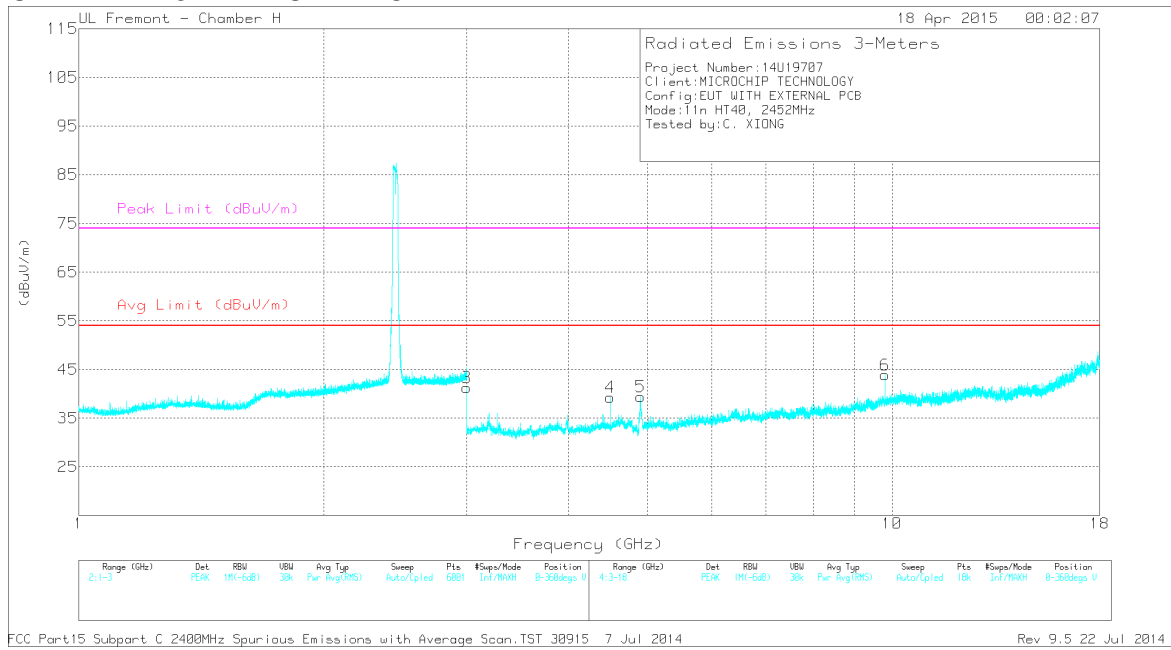
PK2 - KDB558074 Method: Maximum Peak

MAv1 - KDB558074 Option 1 Maximum RMS Average

CHANNEL 13 HORIZONTAL PLOT



CHANNEL 13 VERTICAL PLOT



DATA

Marker	Frequency (GHz)	Meter Reading (dBuV)	Det	AF T712 (dB/m)	Amp/Cbl /Filtr/Pad (dB)	DC Corr (dB)	Corrected Reading (dBuV/m)	Avg Limit (dBuV/m)	Margin (dB)	Peak Limit (dBuV/m)	PK Margin (dB)	Azimuth (Degs)	Height (cm)	Polarity
1	* 4.901	44.85	PK2	33.8	-31.9	0	46.75	-	-	74	-27.25	357	205	H
	* 4.903	33.51	MAv1	33.8	-31.9	.25	35.66	54	-18.34	-	-	357	205	H
5	* 4.904	46.7	PK2	33.8	-31.9	0	48.6	-	-	74	-25.4	93	283	V
	* 4.903	33.68	MAv1	33.8	-31.9	.25	35.83	54	-18.17	-	-	93	283	V
3	3	44.55	PK2	32.6	-33.2	0	43.95	-	-	-	-	357	205	V
4	4.5	42.32	PK2	33.7	-32.8	0	43.22	-	-	-	-	357	172	V
2	9.808	39.17	PK2	37	-26.5	0	49.67	-	-	-	-	357	205	H
6	9.808	38.53	PK2	37	-26.5	0	49.03	-	-	-	-	119	200	V

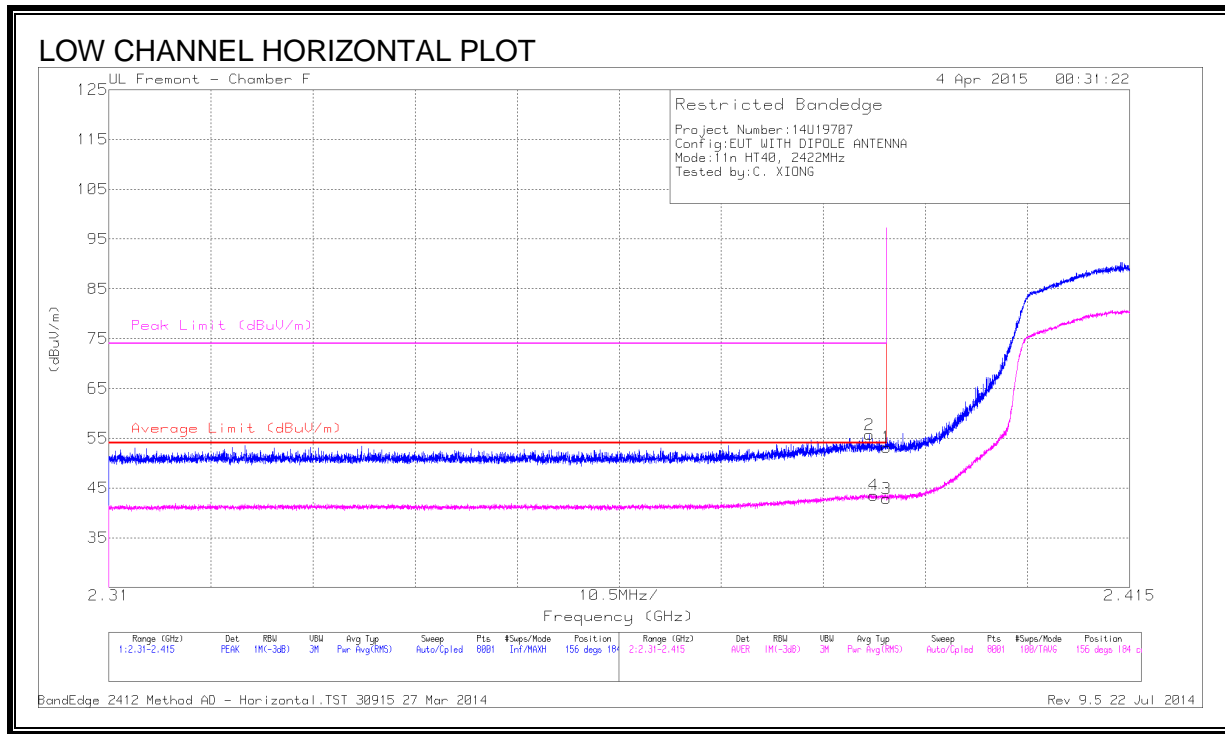
* - indicates frequency in CFR 47, Part 15 and Industry Canada RSS-Restricted Band.

PK2 - KDB558074 Method: Maximum Peak

MAv1 - KDB558074 Option 1 Maximum RMS Average

10.5.4. DIPOLE ANTENNA

RESTRICTED BANDEDGE



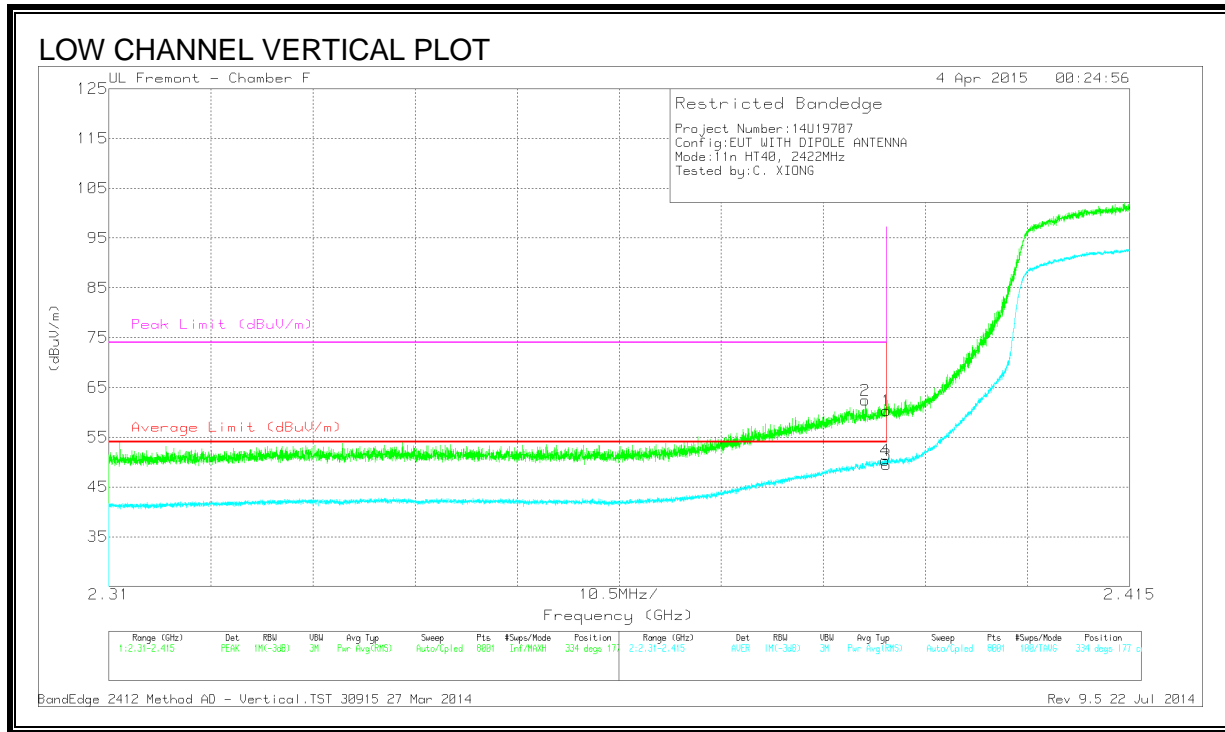
DATA

Marker	Frequency (GHz)	Meter Reading (dBuV)	Det	AF T120 (dB/m)	Amp/Cbl /Filtr/Pad (dB)	DC Corr (dB)	Corrected Reading (dBuV/m)	Average Limit (dBuV/m)	Margin (dB)	Peak Limit (dBuV/m)	PK Margin (dB)	Azimuth (Degs)	Height (cm)	Polarity
1	* 2.39	42.18	PK	31.9	-20.9	0	53.18	-	-	74	-20.82	156	184	H
2	* 2.388	44.71	PK	31.9	-20.9	0	55.71	-	-	74	-18.29	156	184	H
3	* 2.39	31.85	RMS	31.9	-20.9	.25	43.1	54	-10.9	-	-	156	184	H
4	* 2.389	32.54	RMS	31.9	-20.9	.25	43.79	54	-10.21	-	-	156	184	H

* - indicates frequency in CFR 47, Part 15 and Industry Canada RSS-Restricted Band.

PK - Peak detector

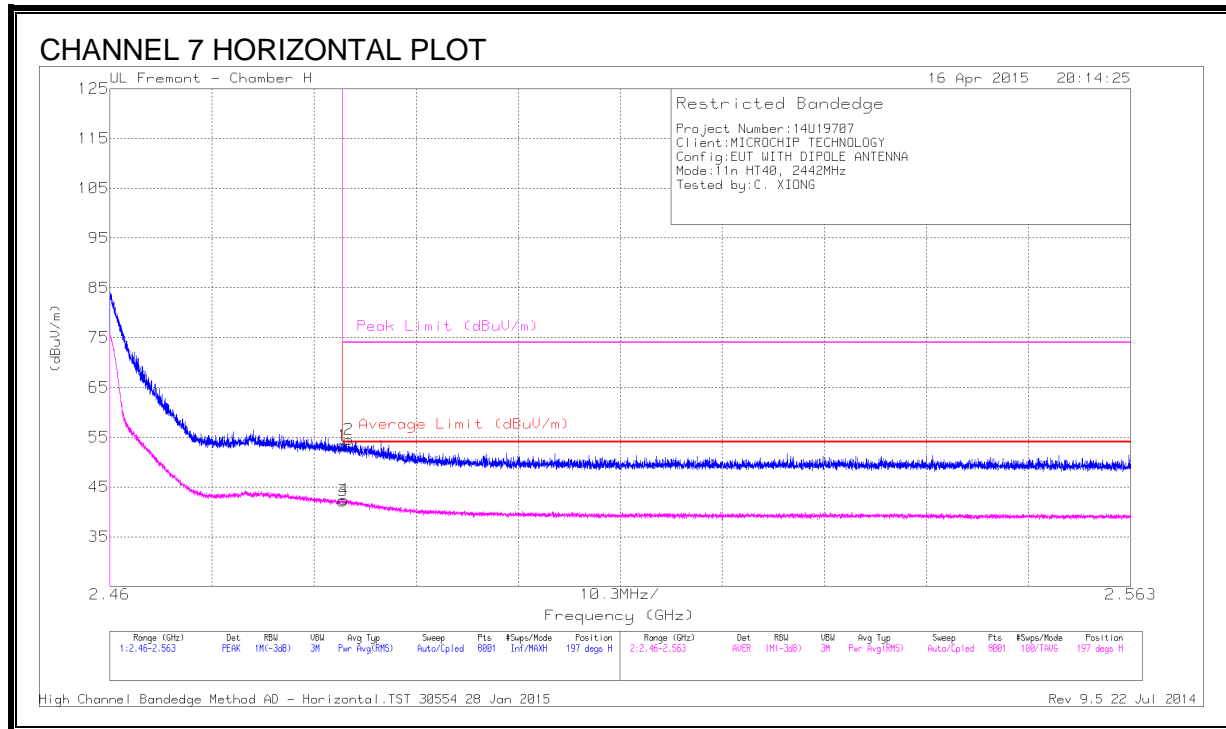
RMS - RMS detection



DATA

Marker	Frequency (GHz)	Meter Reading (dBuV)	Det	AF T120 (dB/m)	Amp/Cbl /Filtr/Pad (dB)	DC Corr (dB)	Corrected Reading (dBuV/m)	Average Limit (dBuV/m)	Margin (dB)	Peak Limit (dBuV/m)	PK Margin (dB)	Azimuth (Degs)	Height (cm)	Polarity
1	* 2.39	49.34	PK	31.9	-20.9	0	60.34	-	-	74	-13.66	334	177	V
2	* 2.388	51.4	PK	31.9	-20.9	0	62.4	-	-	74	-11.6	334	177	V
3	* 2.39	38.44	RMS	31.9	-20.9	.25	49.69	54	-4.31	-	-	334	177	V
4	* 2.39	39.34	RMS	31.9	-20.9	.25	50.59	54	-3.41	-	-	334	177	V

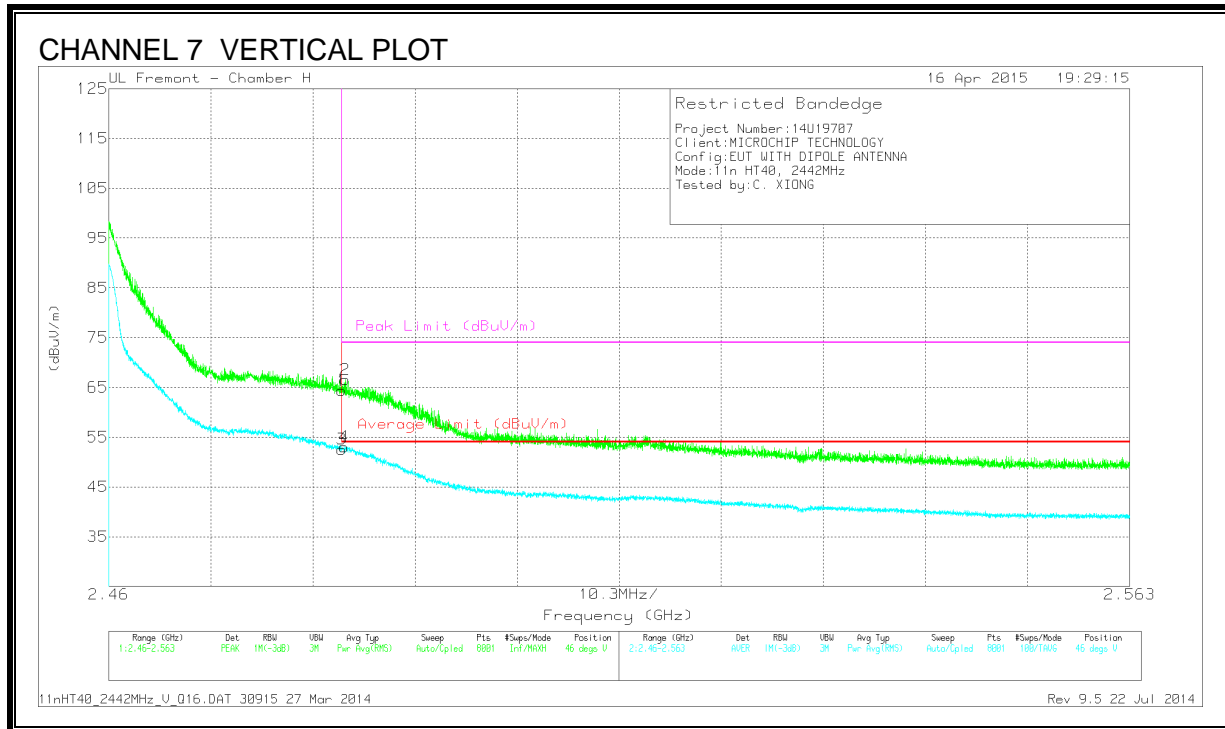
* - indicates frequency in CFR 47, Part 15 and Industry Canada RSS-Restricted Band.
 PK - Peak detector
 RMS - RMS detection



DATA

Marker	Frequency (GHz)	Meter Reading (dBuV)	Det	AF T712 (dB/m)	Amp/Cbl/Filtr/Pad (dB)	DC Corr (dB)	Corrected Reading (dBuV/m)	Average Limit (dBuV/m)	Margin (dB)	Peak Limit (dBuV/m)	PK Margin (dB)	Azimuth (Degs)	Height (cm)	Polarity
1	* 2.484	45.76	PK	32.1	-24.5	0	53.36	-	-	74	-20.64	197	226	H
2	* 2.484	46.94	PK	32.1	-24.5	0	54.54	-	-	74	-19.46	197	226	H
3	* 2.484	34.37	RMS	32.1	-24.5	.25	42.22	54	-11.78	-	-	197	226	H
4	* 2.484	34.56	RMS	32.1	-24.5	.25	42.41	54	-11.59	-	-	197	226	H

* - indicates frequency in CFR 47, Part 15 and Industry Canada RSS-Restricted Band.
 PK - Peak detector
 RMS - RMS detection

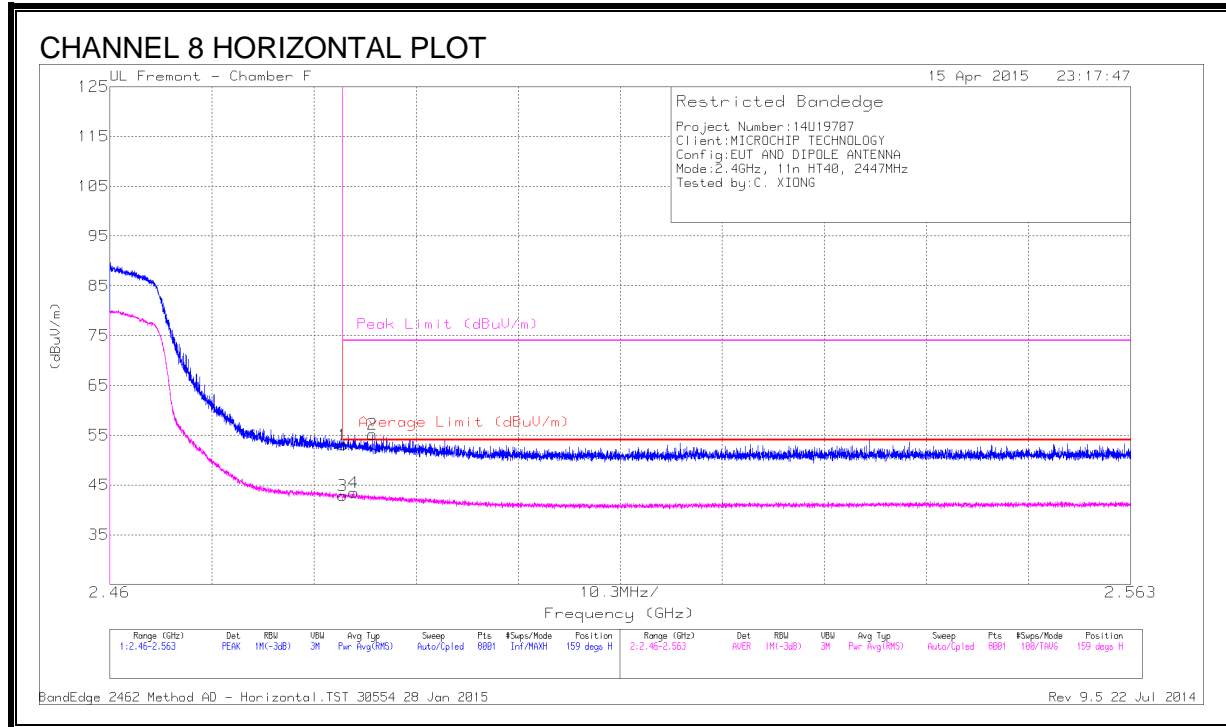


DATA

Marker	Frequency (GHz)	Meter Reading (dBuV)	Det	AF T712 (dB/m)	Amp/Cbl /Ftr/Pad (dB)	DC Corr (dB)	Corrected Reading (dBuV/m)	Average Limit (dBuV/m)	Margin (dB)	Peak Limit (dBuV/m)	PK Margin (dB)	Azimuth (Degs)	Height (cm)	Polarity
1	* 2.484	56.77	PK	32.1	-24.5	0	64.37	-	-	74	-9.63	46	224	V
2	* 2.484	58.97	PK	32.1	-24.5	0	66.57	-	-	74	-7.43	46	224	V
3	* 2.484	44.98	RMS	32.1	-24.5	.25	52.83	54	-1.17	-	-	46	224	V
4	* 2.484	45.43	RMS	32.1	-24.5	.25	53.28	54	-0.72	-	-	46	224	V

* - indicates frequency in CFR 47, Part 15 and Industry Canada RSS-Restricted Band.

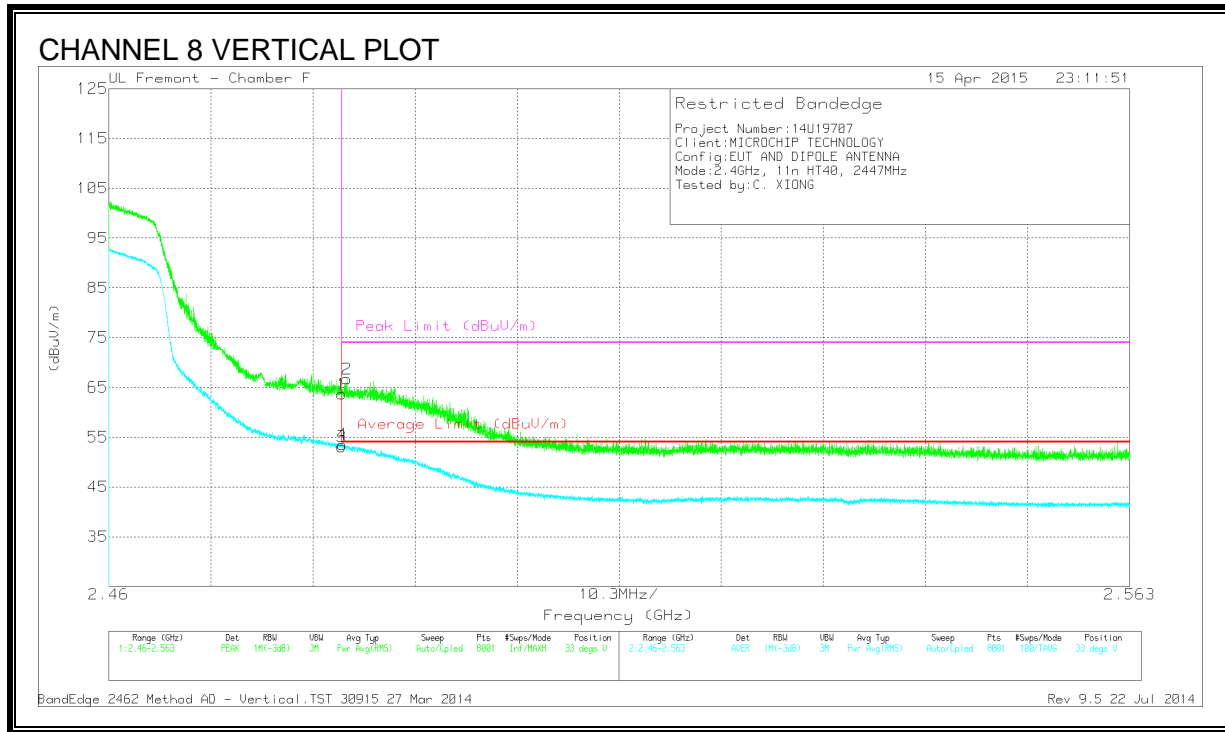
PK - Peak detector
 RMS - RMS detection



DATA

Marker	Frequency (GHz)	Meter Reading (dBuV)	Det	AF T120 (dB/m)	Amp/Cbl/ Filt/Pad (dB)	DC Corr (dB)	Corrected Reading (dBuV/m)	Average Limit (dBuV/m)	Margin (dB)	Peak Limit (dBuV/m)	PK Margin (dB)	Azimuth (Degs)	Height (cm)	Polarity
1	* 2.484	41.68	PK	32.2	-20.9	0	52.98	-	-	74	-21.02	159	119	H
2	* 2.486	43.86	PK	32.2	-20.9	0	55.16	-	-	74	-18.84	159	119	H
3	* 2.484	31.57	RMS	32.2	-20.9	0.25	43.02	54	-10.80	-	-	159	119	H
4	* 2.485	32.18	RMS	32.2	-20.9	0.25	43.73	54	-10.27	-	-	159	119	H

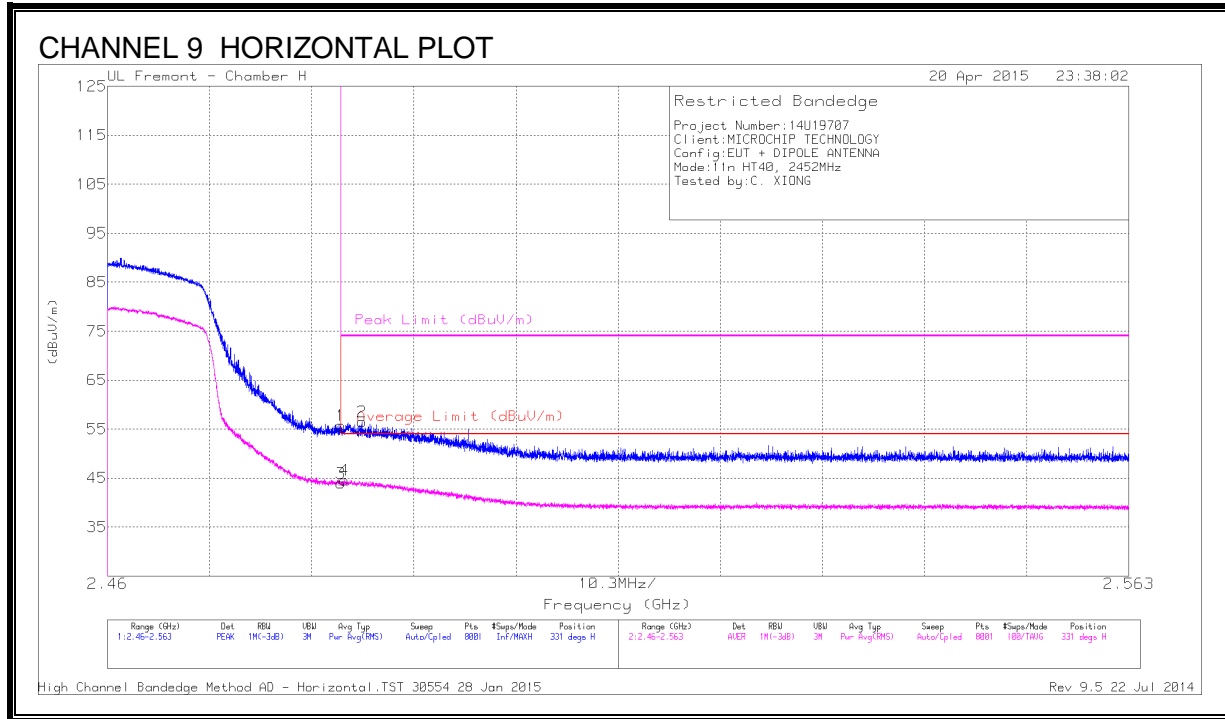
* - indicates frequency in CFR 47, Part 15 and Industry Canada RSS-Restricted Band.
 PK - Peak detector
 RMS - RMS detection



DATA

Marker	Frequency (GHz)	Meter Reading (dBuV)	Det	AF T120 (dB/m)	Amp/Cbl /Filtr/Pad (dB)	DC Corr (dB)	Corrected Reading (dBuV/m)	Average Limit (dBuV/m)	Margin (dB)	Peak Limit (dBuV/m)	PK Margin (dB)	Azimuth (Degs)	Height (cm)	Polarity
1	* 2.484	52.31	PK	32.2	-20.9	0	63.61	-	-	74	-10.39	33	210	V
2	* 2.484	55.4	PK	32.2	-20.9	0	66.7	-	-	74	-7.3	33	210	V
3	* 2.484	41.55	RMS	32.2	-20.9	.25	53.1	54	-.9	-	-	33	210	V
4	* 2.484	41.98	RMS	32.2	-20.9	.25	53.53	54	-.47	-	-	33	210	V

* - indicates frequency in CFR 47, Part 15 and Industry Canada RSS-Restricted Band.
 PK - Peak detector
 RMS - RMS detection



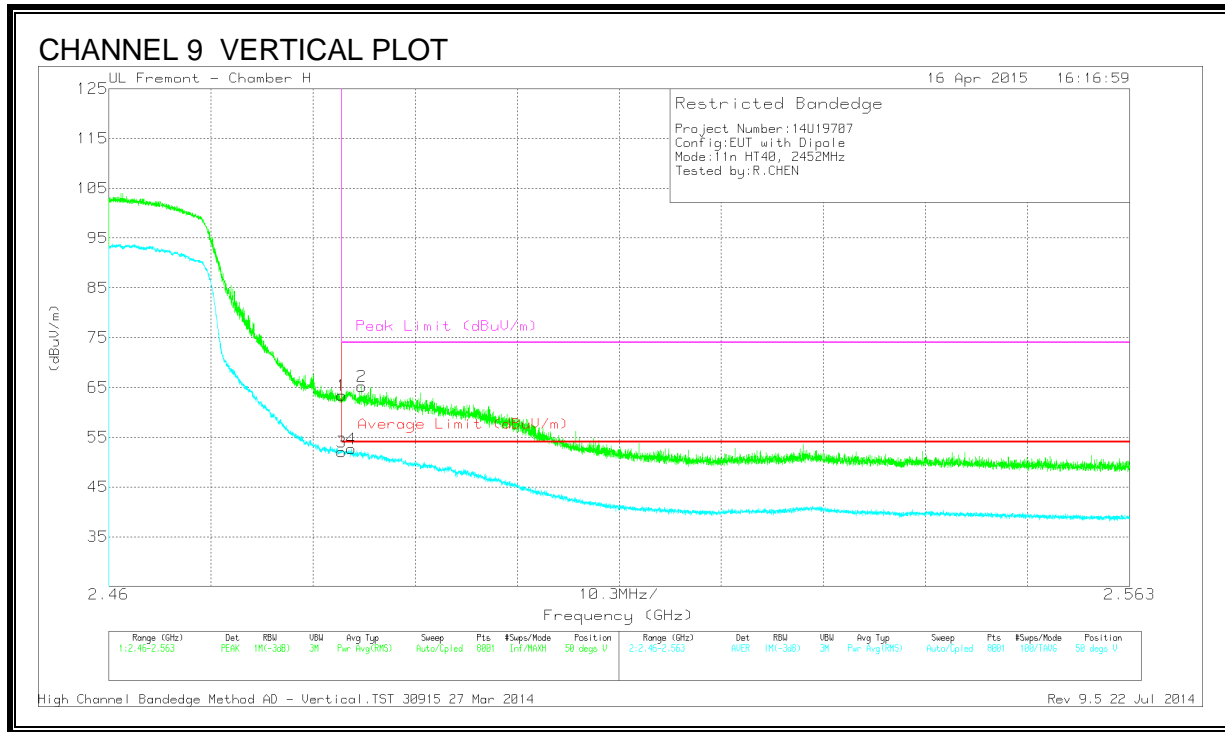
DATA

Marker	Frequency (GHz)	Meter Reading (dBuV)	Det	AF T712 (dB/m)	Amp/Cbl /Filtr/Pad (dB)	DC Corr (dB)	Corrected Reading (dBuV/m)	Average Limit (dBuV/m)	Margin (dB)	Peak Limit (dBuV/m)	PK Margin (dB)	Azimuth (Degs)	Height (cm)	Polarity
1	* 2.484	48.12	PK	32.1	-24.5	0	55.72	-	-	74	-18.28	331	345	H
3	* 2.484	36.08	RMS	32.1	-24.5	.25	43.93	54	-10.07	-	-	331	345	H
4	* 2.484	36.71	RMS	32.1	-24.5	.25	44.56	54	-9.44	-	-	331	345	H
2	* 2.486	48.86	PK	32.1	-24.5	0	56.46	-	-	74	-17.54	331	345	H

* - indicates frequency in CFR 47, Part 15 and Industry Canada RSS-Restricted Band.

PK - Peak detector

RMS - RMS detection

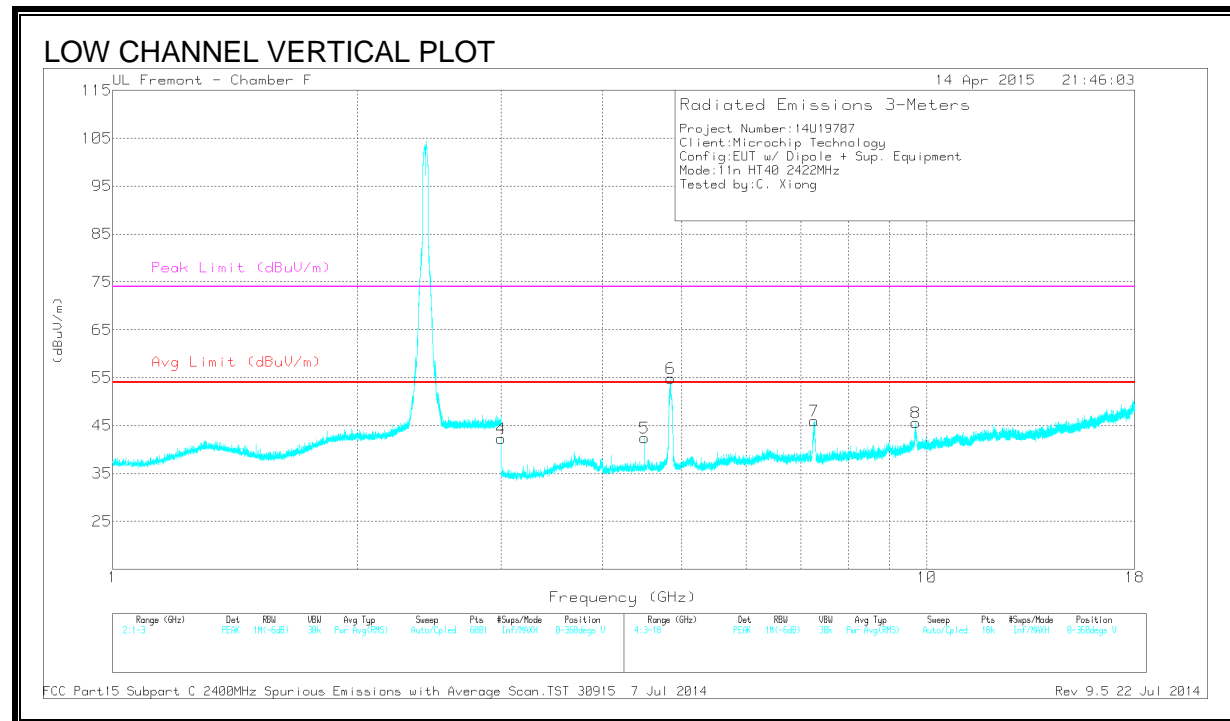
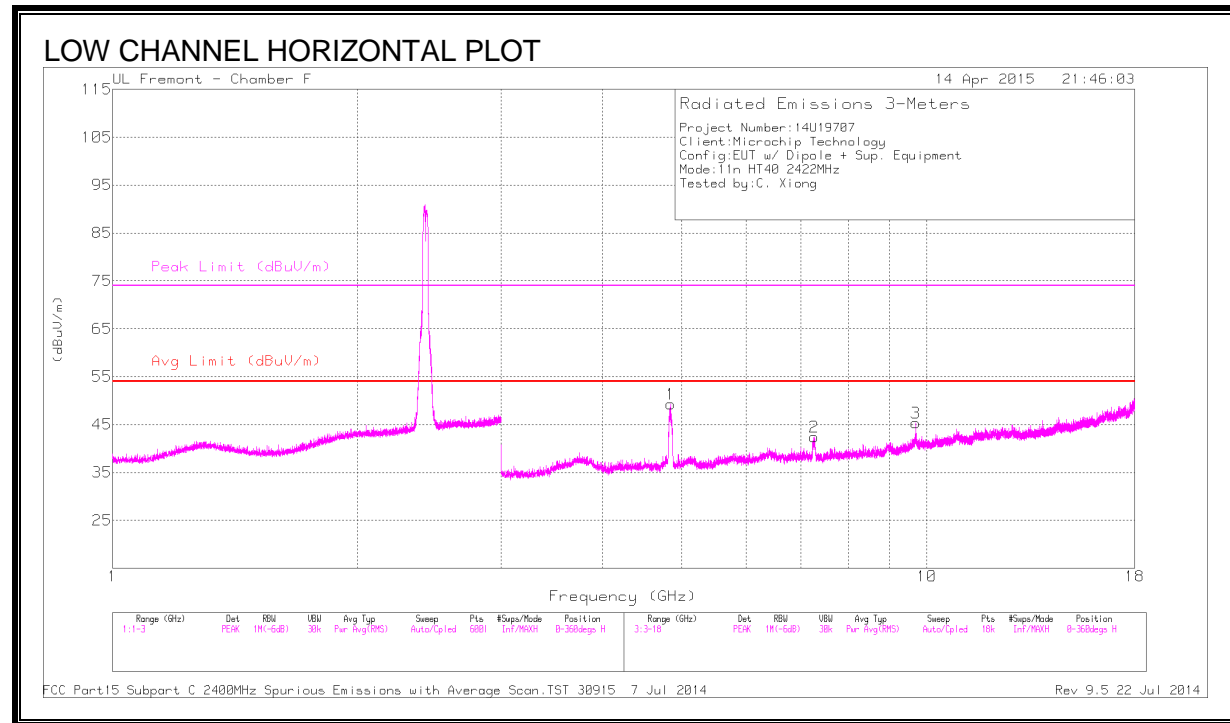


DATA

Marker	Frequency (GHz)	Meter Reading (dBuV)	Det	AF T712 (dB/m)	Amp/Cb/ Fitr/Pad (dB)	DC Corr (dB)	Corrected Reading (dBuV/m)	Average Limit (dBuV/m)	Margin (dB)	Peak Limit (dBuV/m)	PK Margin (dB)	Azimuth (Degs)	Height (cm)	Polarity
1	* 2.484	55.81	PK	32.1	-24.5	0	63.41	-	-	74	-10.59	50	224	V
2	* 2.486	57.59	PK	32.1	-24.5	0	65.19	-	-	74	-8.81	50	224	V
3	* 2.484	44.44	RMS	32.1	-24.5	0.25	52.29	54	-1.71	-	-	50	224	V
4	* 2.485	45.03	RMS	32.1	-24.5	0.25	52.88	54	-1.12	-	-	50	224	V

* - indicates frequency in CFR 47, Part 15 and Industry Canada RSS-Restricted Band.
 PK - Peak detector
 RMS - RMS detection

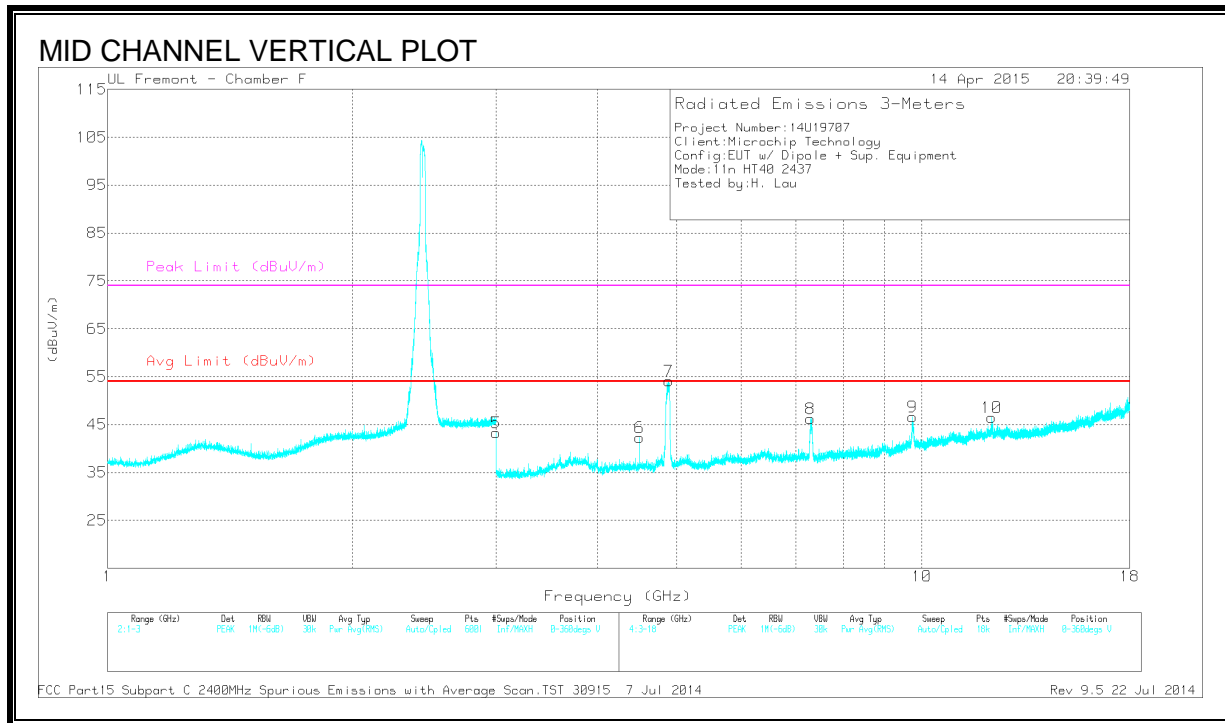
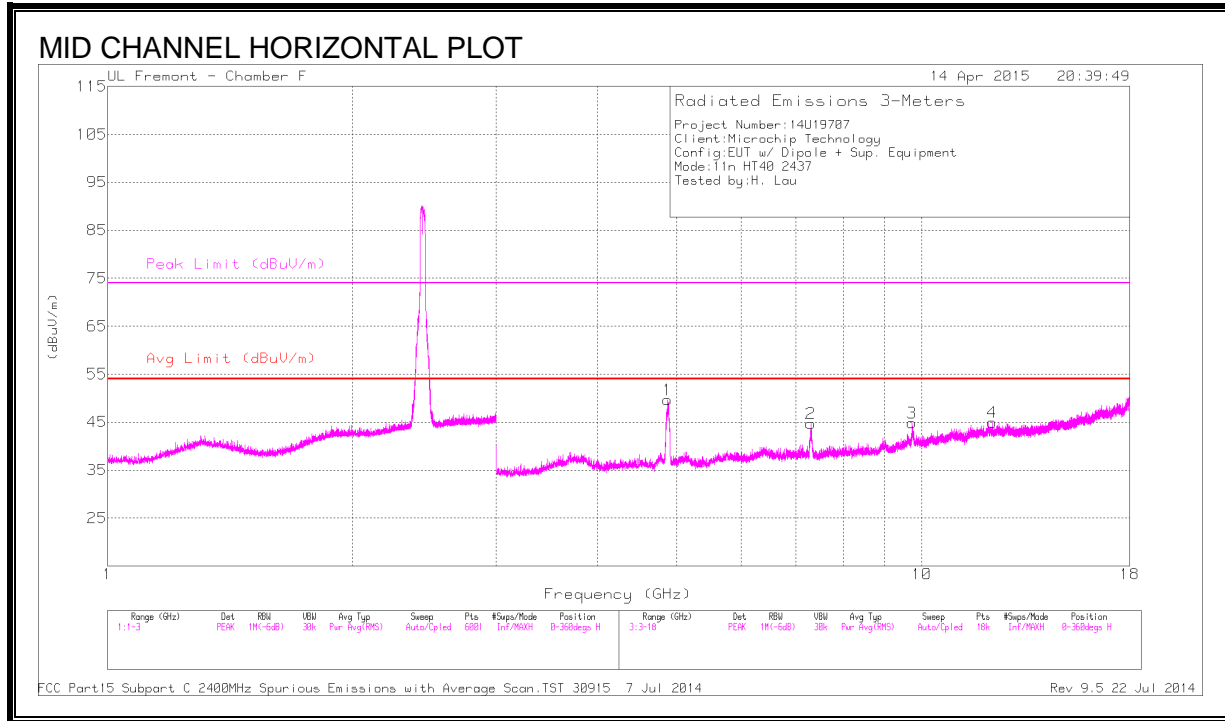
HARMONICS AND SPURIOUS EMISSIONS



DATA

Marker	Frequen cy (GHz)	Meter Reading (dBuV)	Det	AF T120 (dB/m)	Amp/Cbl /Fitr/Pad (db)	DC Corr (dB)	Correcte d Reading (dBuV/m)	Avg Limit (dBuV/m)	Margin (dB)	Peak Limit (dBuV/m)	PK Margin (dB)	Azimuth (Degs)	Height (cm)	Polarity
1	* 4.846	50.83	PK2	34.1	-27.7	0	57.23	-	-	74	-16.77	212	101	H
	* 4.845	40	MAv1	34.1	-27.7	.25	46.65	54	-7.35	-	-	212	101	H
2	* 7.256	42.88	PK2	35.6	-26.4	0	52.08	-	-	74	-21.92	14	173	H
	* 7.257	30.91	MAv1	35.7	-26.4	.25	40.46	54	-13.54	-	-	14	173	H
3	9.687	39.74	PK2	37	-22.3	0	54.44	-	-	-	-	355	237	H
6	* 4.839	55.75	PK2	34.1	-27.7	0	62.15	-	-	74	-11.85	339	244	V
	* 4.845	44.81	MAv1	34.1	-27.7	.25	51.46	54	-2.54	-	-	339	244	V
4	3	44.11	PK2	33.1	-28.3	0	48.91	-	-	-	-	209	102	V
	4.5	42.95	PK2	33.9	-28	0	48.85	-	-	74	-25.15	192	186	V
7	* 7.275	46.31	PK2	35.7	-26.2	0	55.81	-	-	74	-18.19	39	220	V
	* 7.272	33.79	MAv1	35.7	-26.2	.25	43.54	54	-10.46	-	-	39	220	V
8	9.688	42.58	PK2	37	-22.3	0	57.28	-	-	-	-	85	219	V

* - indicates frequency in CFR 47, Part 15 and Industry Canada RSS-Restricted Band.
 PK2 - KDB558074 Method: Maximum Peak
 MAv1 - KDB558074 Option 1 Maximum RMS Average



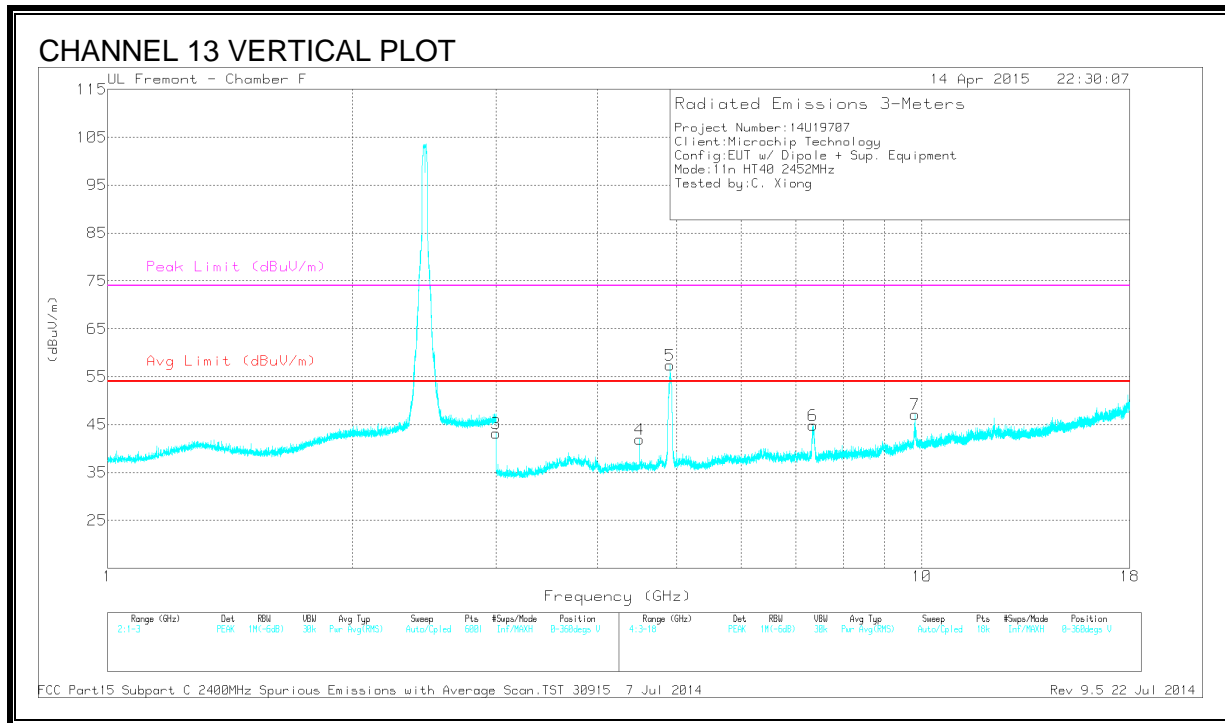
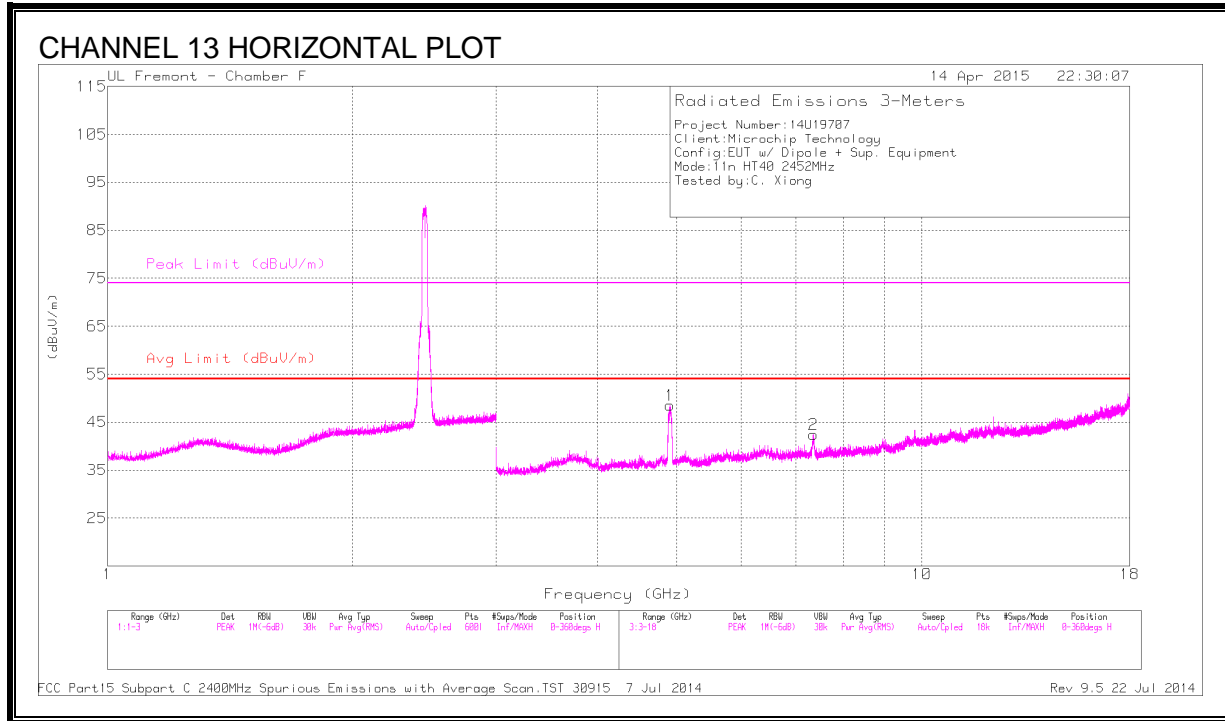
DATA

Marker	Frequenc y (GHz)	Meter Reading (dBuV)	Det	AF T120 (dB/m)	Amp/Cbl /Filtr/Pad (db)	DC Corr (dB)	Correcte d Reading (dBuV/m)	Avg Limit (dBuV/m)	Margin (dB)	Peak Limit (dBuV/m)	PK Margin (dB)	Azimuth (Degs)	Height (cm)	Polarity
1	* 4.877	52.58	PK2	34.1	-27.8	0	58.88	-	-	74	-15.12	122	341	H
	* 4.876	41.03	MAv1	34.1	-27.8	.25	47.58	54	-6.42	-	-	122	341	H
2	* 7.3	43.17	PK2	35.7	-26.3	0	52.57	-	-	74	-21.43	22	142	H
	* 7.302	31.7	MAv1	35.7	-26.3	.25	41.35	54	-12.65	-	-	22	142	H
3	9.728	36.05	PK2	37.1	-22.5	0	50.65	-	-	-	-	77	119	H
4	* 12.2	38.53	PK2	39	-22.6	0	54.93	-	-	74	-19.07	266	310	H
	* 12.194	26.93	MAv1	39	-22.6	.25	43.58	54	-10.42	-	-	266	310	H
5	3	43.46	PK2	33.1	-28.3	0	48.26	-	-	-	-	230	217	V
6	* 4.5	42.23	PK2	33.9	-28	0	48.13	-	-	74	-25.87	193	184	V
	* 4.5	35.86	MAv1	33.9	-28	.25	42.01	54	-11.99	-	-	193	184	V
8	* 7.304	46.91	PK2	35.7	-26.3	0	56.31	-	-	74	-17.69	42	203	V
	* 7.305	35.31	MAv1	35.7	-26.3	.25	44.96	54	-9.04	-	-	42	203	V
9	9.748	41.21	PK2	37.1	-22.7	0	55.61	-	-	-	-	108	177	V
10	* 12.209	40.16	PK2	39	-22.7	0	56.46	-	-	74	-17.54	66	359	V
	* 12.19	27.28	MAv1	39	-22.6	.25	43.93	54	-10.07	-	-	66	359	V
7	* 4.893	55.84	PK2	34.1	-28.1	0	61.84	-	-	74	-12.16	284	207	V
	* 4.875	44.49	MAv1	34.1	-27.8	.25	51.04	54	-2.96	-	-	284	207	V

* - indicates frequency in CFR 47, Part 15 and Industry Canada RSS-Restricted Band.

PK2 - KDB558074 Method: Maximum Peak

MAv1 - KDB558074 Option 1 Maximum RMS Average



DATA

Marker	Frequen cy (GHz)	Meter Reading (dBuV)	Det	AF T120 (dB/m)	Amp/Cbl /Fitr/Pad (db)	DC Corr (dB)	Correcte d Reading (dBuV/m)	Avg Limit (dBuV/m)	Margin (dB)	Peak Limit (dBuV/m)	PK Margin (dB)	Azimuth (Degs)	Height (cm)	Polarity
1	* 4.904	51.95	PK2	34.1	-28.3	0	57.75	-	-	74	-16.25	102	230	H
	* 4.902	40.09	MAv1	34.1	-28.3	.25	46.14	54	-7.86	-	-	102	230	H
2	* 7.37	40.57	PK2	35.7	-26	0	50.27	-	-	74	-23.73	26	138	H
	* 7.358	28.8	MAv1	35.7	-26	.25	38.75	54	-15.25	-	-	26	138	H
5	* 4.906	58.2	PK2	34.1	-28.4	0	63.9	-	-	74	-10.1	286	226	V
	* 4.91	46.72	MAv1	34.1	-28.5	.25	52.57	54	-1.43	-	-	286	226	V
3	3	44.71	PK2	33.1	-28.3	0	49.51	-	-	-	-	235	224	V
4	4.5	42.37	PK2	33.9	-28	0	48.27	-	-	74	-25.73	194	184	V
6	* 7.356	43.08	PK2	35.7	-26	0	52.78	-	-	74	-21.22	41	343	V
	* 7.349	31.12	MAv1	35.7	-26.1	.25	40.97	54	-13.03	-	-	41	343	V
7	9.808	39.91	PK2	37.2	-22.8	0	54.31	-	-	-	-	96	273	V

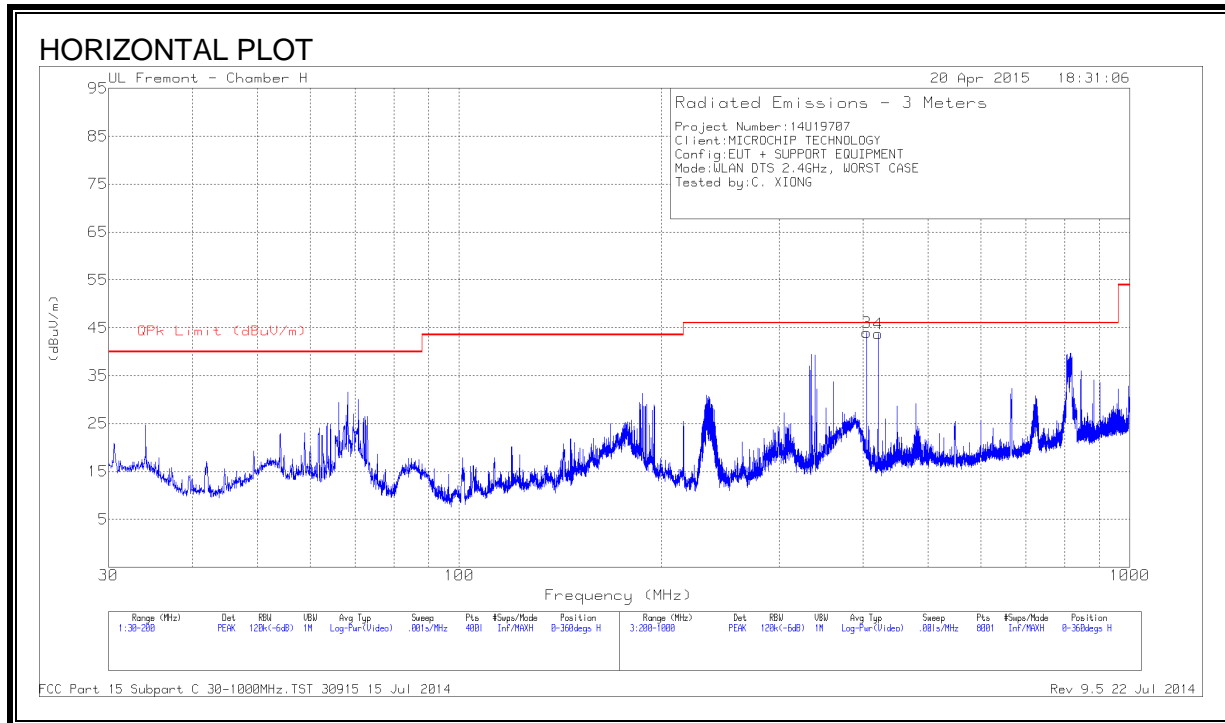
* - indicates frequency in CFR 47, Part 15 and Industry Canada RSS-Restricted Band.

PK2 - KDB558074 Method: Maximum Peak

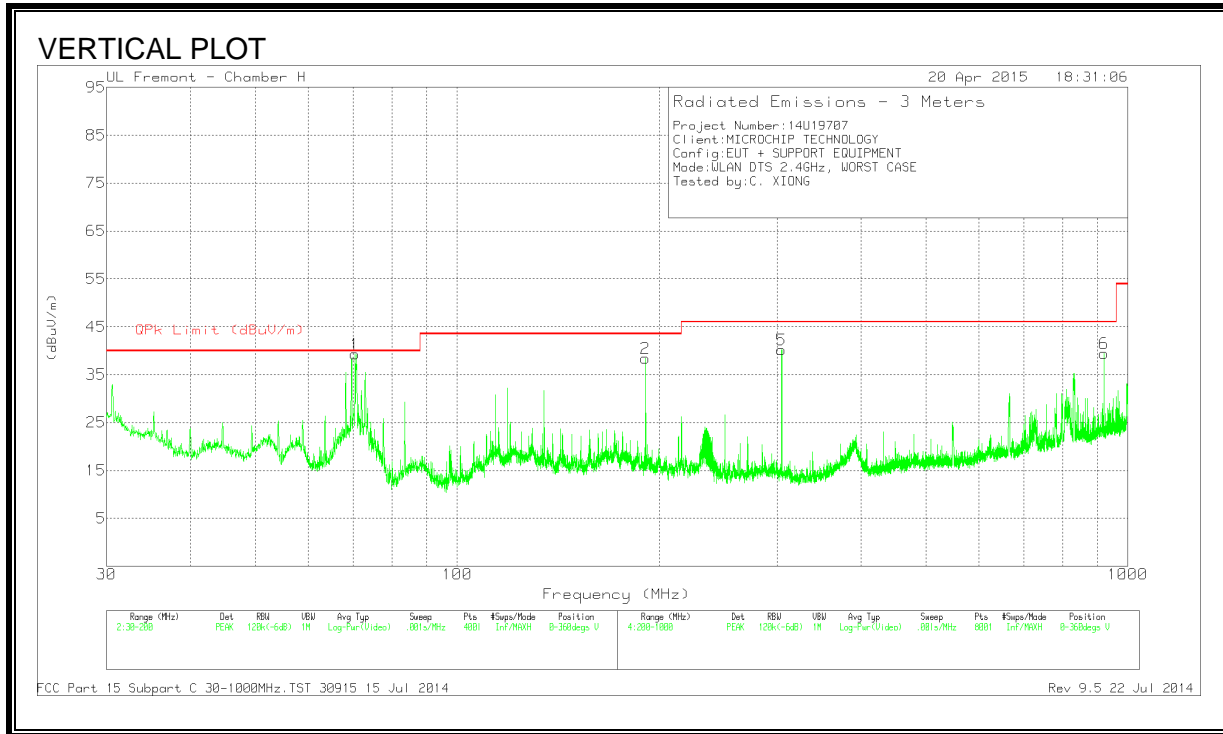
MAv1 - KDB558074 Option 1 Maximum RMS Average

10.6. WORST-CASE BELOW 1 GHz

SPURIOUS EMISSIONS 30 TO 1000 MHz (WORST-CASE CONFIGURATION, HORIZONTAL)



SPURIOUS EMISSIONS 30 TO 1000 MHz (WORST-CASE CONFIGURATION, VERTICAL)



DATA

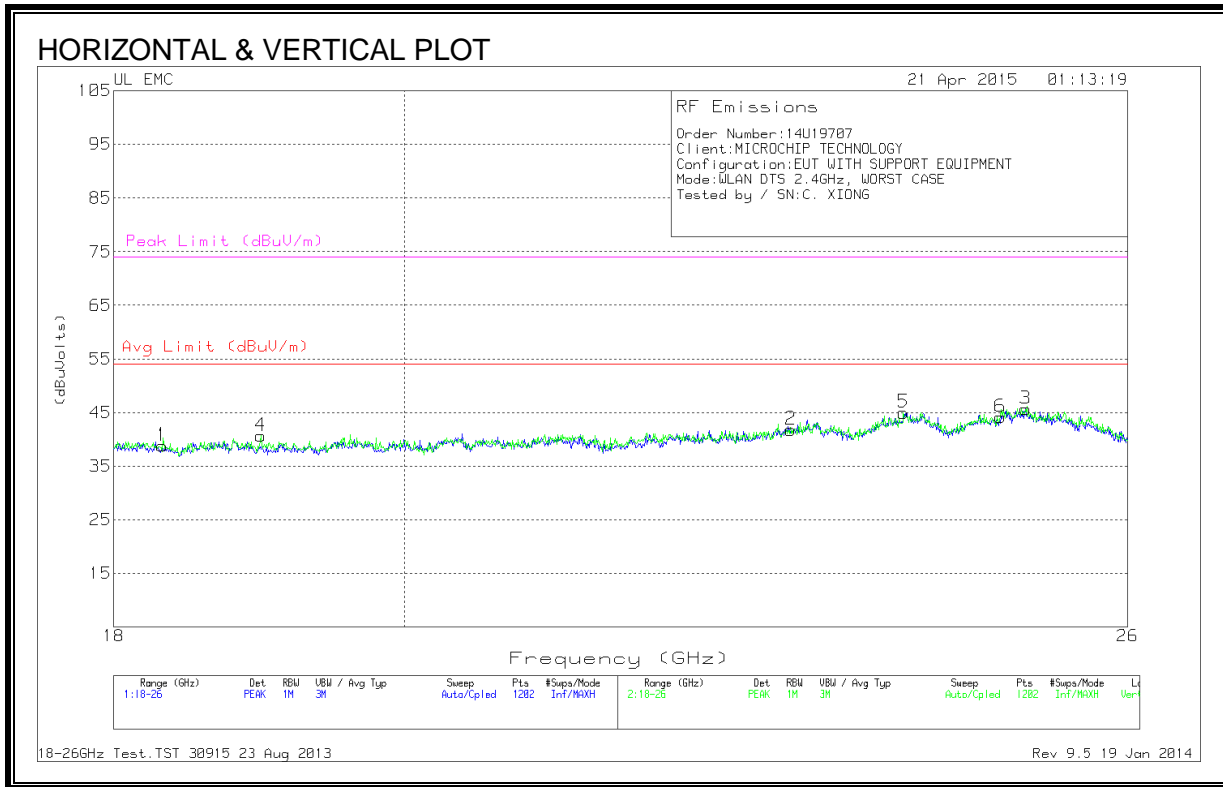
Marker	Frequency (MHz)	Meter Reading (dBuV)	Det	AF T900 (dB/m)	Amp/Cbl (dB)	Corrected Reading (dBuV/m)	QPk Limit (dBuV/m)	Margin (dB)	Azimuth (Degs)	Height (cm)	Polarity
3	* 403.67	27.33	QP	15.5	-28.7	14.13	46.02	-31.89	1	102	H
1	70.5468	49.17	QP	8.5	-30.8	26.87	40	-13.13	1	101	V
2	190.732	30.58	QP	11.5	-29.8	12.28	43.52	-31.24	1	104	V
5	304.6982	28.43	QP	13.4	-29	12.83	46.02	-33.19	330	106	V
4	421.2307	26.04	QP	16.1	-28.6	13.54	46.02	-32.48	1	246	H
6	921.8448	24.66	QP	22.2	-26.2	20.66	46.02	-25.36	160	116	V

* - indicates frequency in CFR 47, Part 15 and Industry Canada RSS-Restricted Band.

QP - Quasi-Peak detector

10.7. WORST-CASE ABOVE 18 GHz

SPURIOUS EMISSIONS 18000 TO 26000 MHz (WORST-CASE CONFIGURATION)



HORIZONTAL AND VERTICAL DATA

Marker	Frequenc y (GHz)	Meter Reading (dBuV)	Det	T89 AF (dB/m)	Amp/Cbl (dB)	Dist Corr (dB)	Corrected Reading (dBuVolts)	Avg Limit (dBuV/m)	Margin (dB)	Peak Limit (dBuV/m)	PK Margin (dB)
1	18.32	41.03	PK	32.5	-25.2	-9.5	38.83	54	-15.16	74	-35.16
2	23.009	42.03	PK	34	-24.7	-9.5	41.83	54	-12.16	74	-32.16
3	25.054	44.57	PK	34.5	-23.9	-9.5	45.66	54	-8.33	74	-28.33
4	18.986	42.07	PK	32.9	-24.8	-9.5	40.66	54	-13.33	74	-33.33
5	23.968	44.1	PK	34.2	-23.8	-9.5	45	54	-9	74	-29
6	24.828	42.87	PK	34.5	-23.7	-9.5	44.16	54	-9.83	74	-29.83

PK - Peak detector

11. AC POWER LINE CONDUCTED EMISSIONS

LIMITS

FCC §15.207 (a)

RSS-Gen 8.8

Frequency of emission (MHz)	Conducted limit (dBµV)	
	Quasi-peak	Average
0.15-0.5	66 to 56*	56 to 46*
0.5-5	56	46
5-30	60	50

*Decreases with the logarithm of the frequency.

TEST PROCEDURE

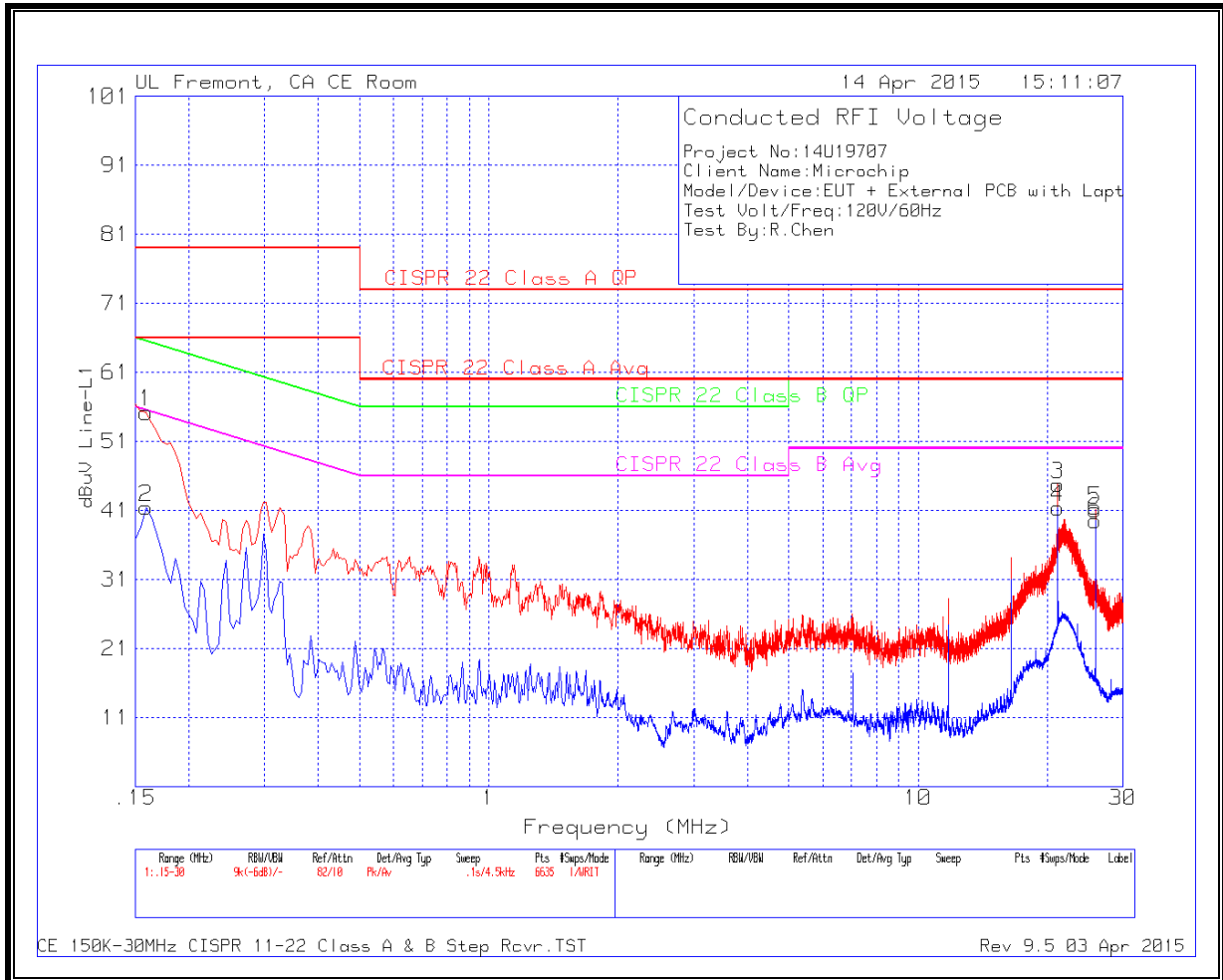
The EUT is placed on a non-conducting table 40 cm from the vertical ground plane and 80 cm above the horizontal ground plane. The EUT is configured in accordance with ANSI C63.4.

The receiver is set to a resolution bandwidth of 9 kHz. Peak detection is used unless otherwise noted as quasi-peak or average.

Line conducted data is recorded for both NEUTRAL and HOT lines.

RESULTS

LINE 1 RESULTS

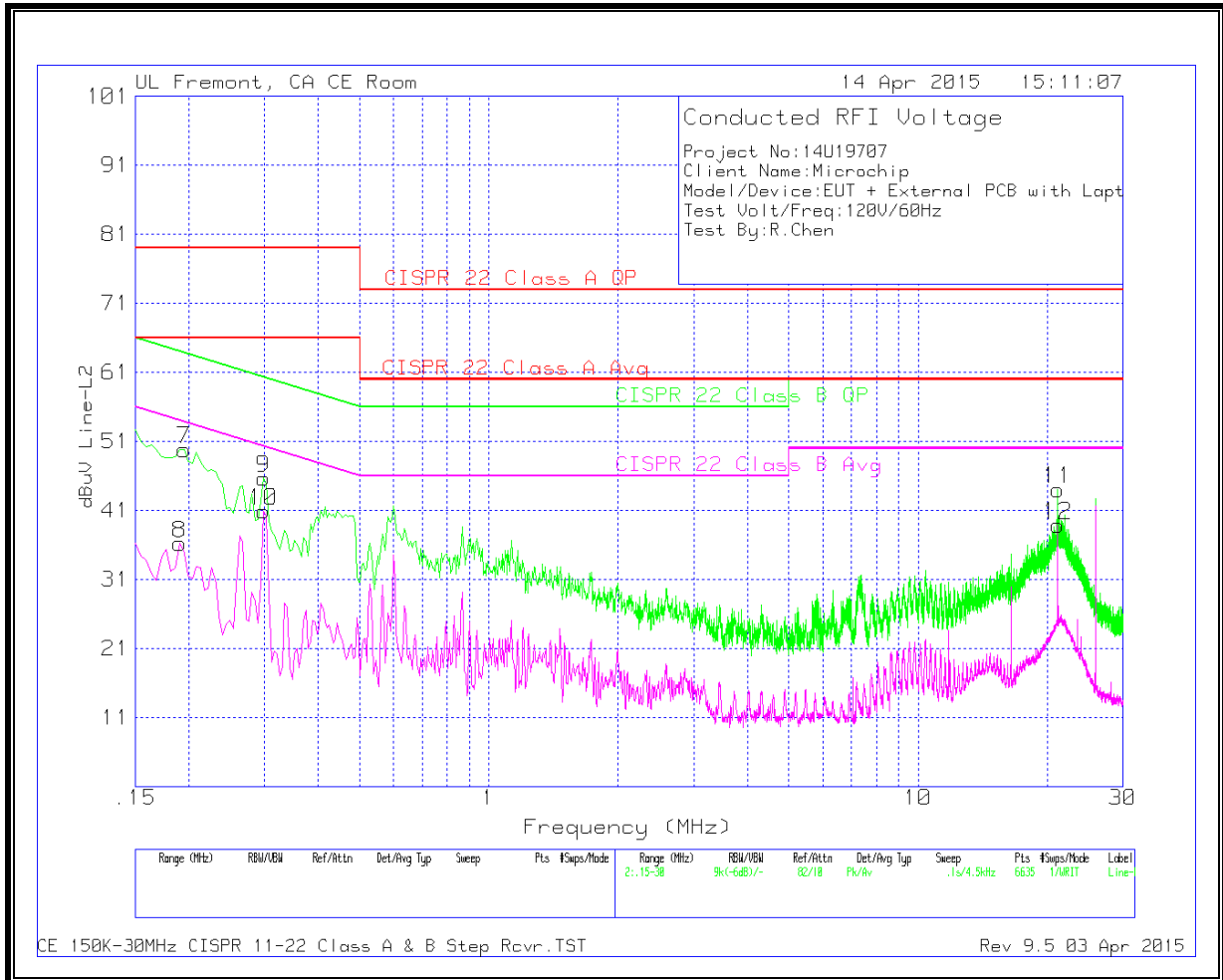


WORST EMISSIONS

Range 1: Line-L1 .15 - 30MHz														
Marker	Frequency (MHz)	Meter Reading (dBuV)	Det	T24 IL L1	LC Cables 1&3	Corrected Reading (dBuV)	CISPR 22 Class B QP	Margin (dB)	CISPR 22 Class B Avg	Margin (dB)	CISPR 22 Class A QP	Margin (dB)	CISPR 22 Class A Avg	Margin (dB)
1	.159	53.94	Pk	1.3	0	55.24	-	-	55.52	-28	79	-23.76	66	-10.76
2	.159	40.15	Av	1.3	0	41.45	65.52	-24.07	55.52	-14.07	79	-37.55	66	-24.55
3	21.1695	44.27	Pk	.3	.2	44.77	-	-	50	-5.23	73	-28.23	60	-15.23
4	21.1695	40.92	Av	.3	.2	41.42	60	-18.58	50	-8.58	73	-31.58	60	-18.58
5	25.872	40.53	Pk	.3	.3	41.13	-	-	50	-8.87	73	-31.87	60	-18.87
6	25.872	38.95	Av	.3	.3	39.55	60	-20.45	50	-10.45	73	-33.45	60	-20.45

Pk - Peak detector
 Av - Average detection

LINE 2 RESULTS



WORST EMISSIONS

Range 2: Line-L2 .15 - 30MHz

Marker	Frequency (MHz)	Meter Reading (dBuV)	Det	T24 IL L2	LC Cables 2&3	Corrected Reading (dBuV)	CISPR 22 Class B QP	Margin (dB)	CISPR 22 Class B Avg	Margin (dB)	CISPR 22 Class A QP	Margin (dB)	CISPR 22 Class A Avg	Margin (dB)
7	.195	48.84	Pk	1	0	49.84	-	-	53.82	-3.98	79	-29.16	66	-16.16
8	.1905	35.13	Av	1.1	0	36.23	64.01	-27.78	54.01	-17.78	79	-42.77	66	-29.77
9	.2985	45.09	Pk	.6	0	45.69	-	-	50.28	-4.59	79	-33.31	66	-20.31
10	.2985	40.33	Av	.6	0	40.93	60.28	-19.35	50.28	-9.35	79	-38.07	66	-25.07
11	21.1695	43.54	Pk	.3	.2	44.04	-	-	50	-5.96	73	-28.96	60	-15.96
12	21.1695	38.39	Av	.3	.2	38.89	60	-21.11	50	-11.11	73	-34.11	60	-21.11

Pk - Peak detector

Av - Average detection

CE 150K-30MHz CISPR 11-22 Class A & B Step Rcvr.TST

Rev 9.5 03 Apr 2015