

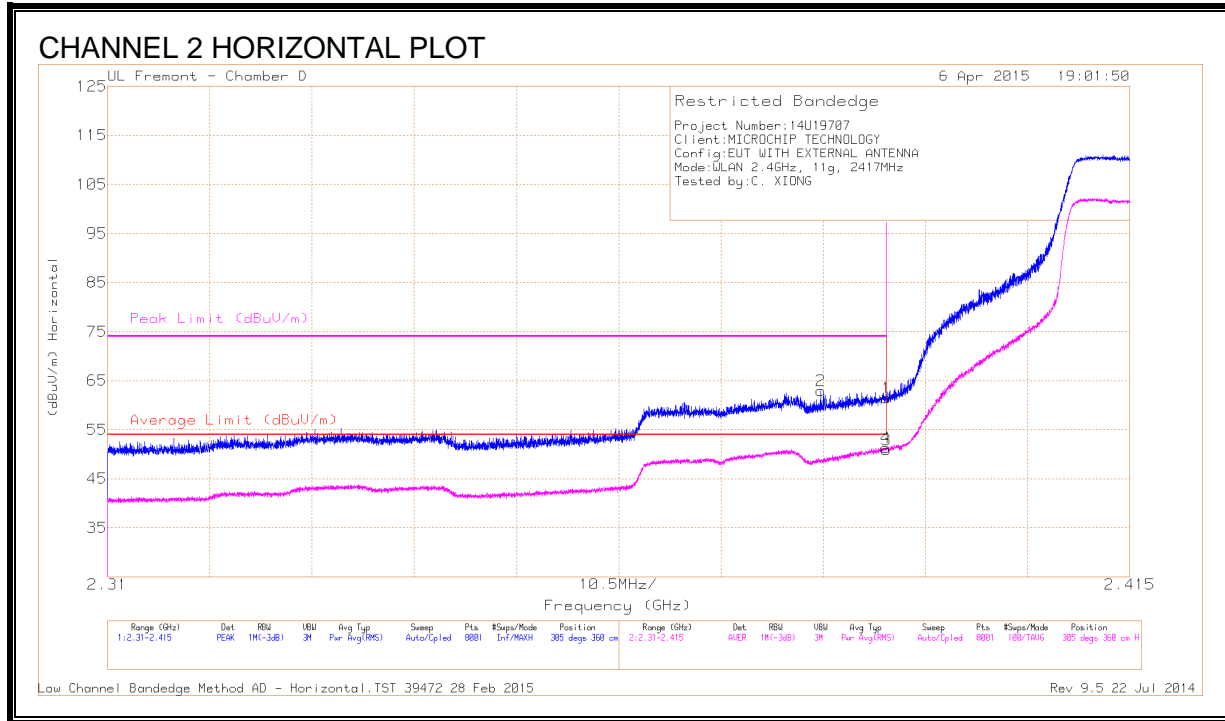
**DATA**

Marker	Frequency (GHz)	Meter Reading (dBuV)	Det	AF T344 (dB/m)	Amp/Cb/ Fitr/Pad (dB)	DC Corr (dB)	Corrected Reading (dBuV/m)	Average Limit (dBuV/m)	Margin (dB)	Peak Limit (dBuV/m)	PK Margin (dB)	Azimuth (Degs)	Height (cm)	Polarity
1	* 2.39	47.69	PK	32.1	-20.7	0	59.09	-	-	74	-14.91	81	350	V
2	* 2.39	49	PK	32.1	-20.7	0	60.4	-	-	74	-13.6	81	350	V
3	* 2.39	34.22	RMS	32.1	-20.7	0.13	45.75	54	-8.25	-	-	81	350	V
4	* 2.39	33.89	RMS	32.1	-20.7	0.13	45.41	54	-8.58	-	-	81	350	V

\* - indicates frequency in CFR 47, Part 15 and Industry Canada RSS-Restricted Band.

PK - Peak detector

RMS - RMS detection



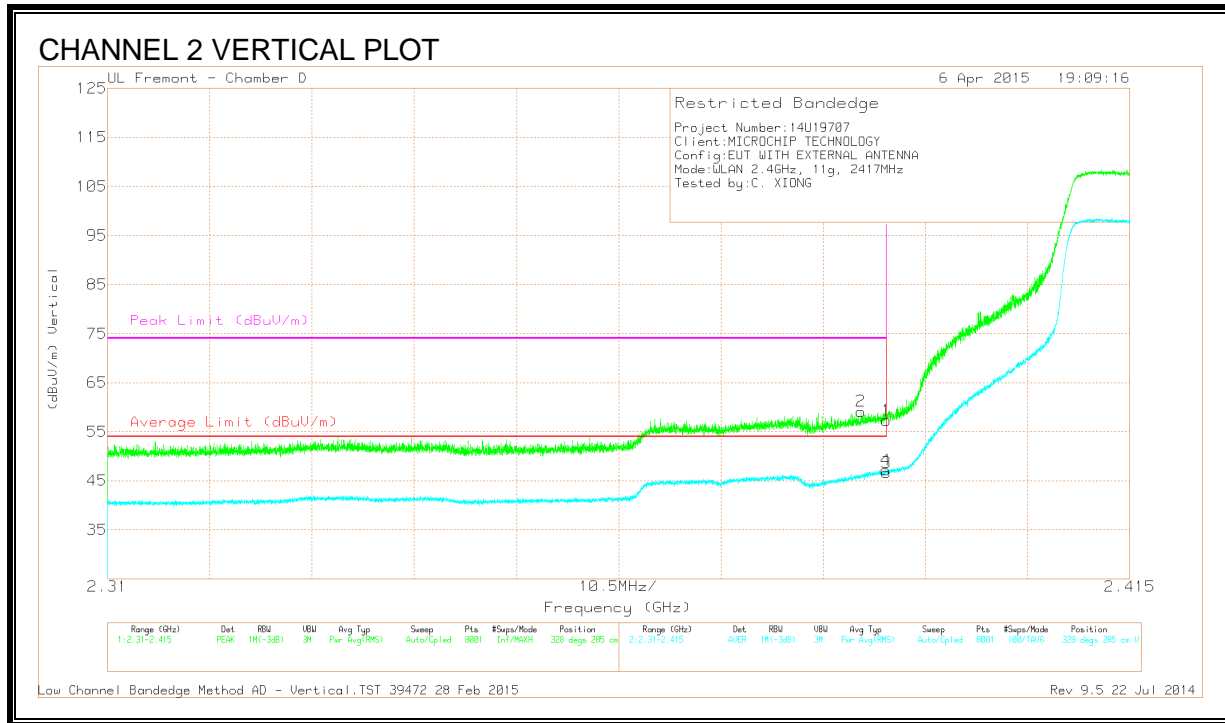
**DATA**

Marker	Frequency (GHz)	Meter Reading (dBuV)	Det	AF T344 (dB/m)	Amp/Cb/Fltr/Pad (dB)	DC Corr (dB)	Corrected Reading (dBuV/m)	Average Limit (dBuV/m)	Margin (dB)	Peak Limit (dBuV/m)	PK Margin (dB)	Azimuth (Degs)	Height (cm)	Polarity
1	* 2.39	50.09	PK	32.1	-20.7	0	61.49	-	-	74	-12.51	305	360	H
2	* 2.383	51.67	PK	32.1	-20.8	0	62.97	-	-	74	-11.03	305	360	H
3	* 2.39	39.55	RMS	32.1	-20.7	0.13	51.08	54	-2.92	-	-	305	360	H
4	* 2.39	39.92	RMS	32.1	-20.7	0.13	51.45	54	-2.53	-	-	305	360	H

\* - indicates frequency in CFR 47, Part 15 and Industry Canada RSS-Restricted Band.

PK - Peak detector

RMS - RMS detection



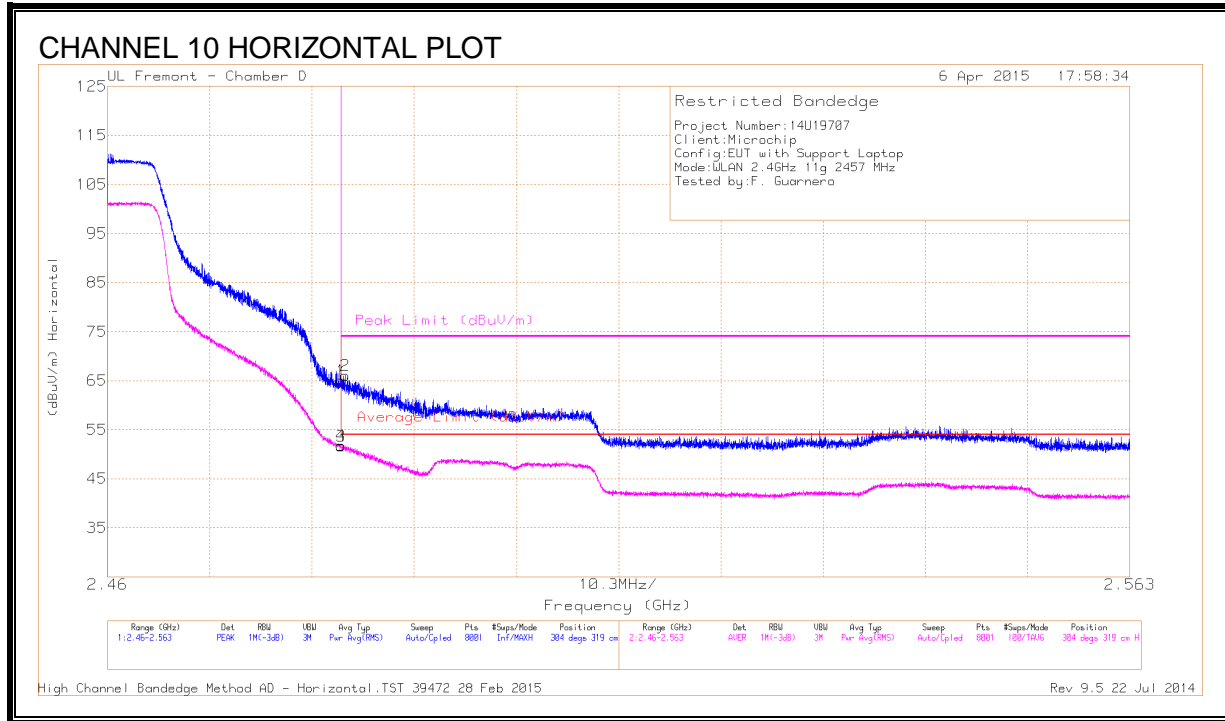
**DATA**

Marker	Frequency (GHz)	Meter Reading (dBuV)	Det	AF T344 (dB/m)	Amp/Cb/Fltr/Pad (dB)	DC Corr (dB)	Corrected Reading (dBuV/m)	Average Limit (dBuV/m)	Margin (dB)	Peak Limit (dBuV/m)	PK Margin (dB)	Azimuth (Degs)	Height (cm)	Polarity
1	* 2.39	45.91	PK	32.1	-20.7	0	57.31	-	-	74	-16.69	328	285	V
2	* 2.387	47.87	PK	32.1	-20.8	0	59.17	-	-	74	-14.83	328	285	V
3	* 2.39	35.28	RMS	32.1	-20.7	0.13	46.81	54	-7.19	-	-	328	285	V
4	* 2.39	35.77	RMS	32.1	-20.7	0.13	47.30	54	-6.70	-	-	328	285	V

\* - indicates frequency in CFR 47, Part 15 and Industry Canada RSS-Restricted Band.

PK - Peak detector

RMS - RMS detection



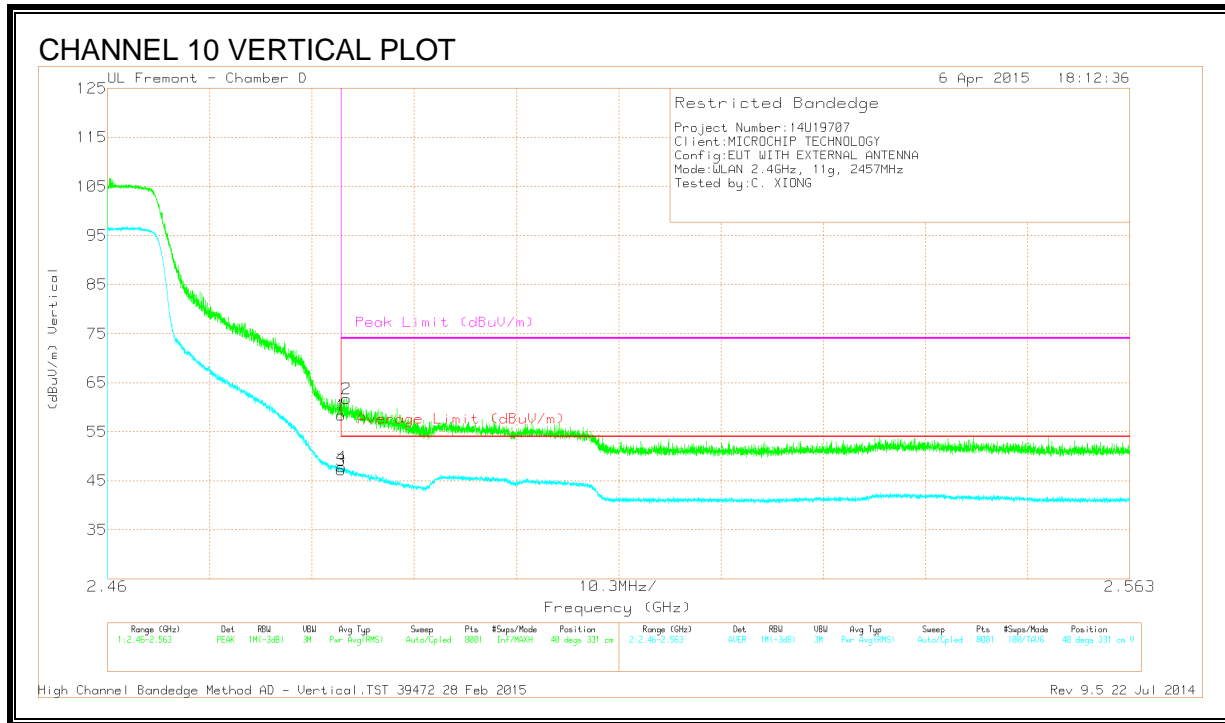
**DATA**

Marker	Frequency (GHz)	Meter Reading (dBuV)	Det	AF T344 (dB/m)	Amp/Cbl/Filtr/Pad (dB)	DC Corr (dB)	Corrected Reading (dBuV/m)	Average Limit (dBuV/m)	Margin (dB)	Peak Limit (dBuV/m)	PK Margin (dB)	Azimuth (Degs)	Height (cm)	Polarity
1	* 2.484	53.69	PK	32.2	-20.8	0	65.09	-	-	74	-8.91	304	319	H
2	* 2.484	54.65	PK	32.2	-20.8	0	66.05	-	-	74	-7.95	304	319	H
3	* 2.484	40.22	RMS	32.2	-20.8	0.13	51.75	54	-2.25	-	-	304	319	H
4	* 2.484	40.37	RMS	32.2	-20.8	0.13	51.90	54	-2.10	-	-	304	319	H

\* - indicates frequency in CFR 47, Part 15 and Industry Canada RSS-Restricted Band.

PK - Peak detector

RMS - RMS detection



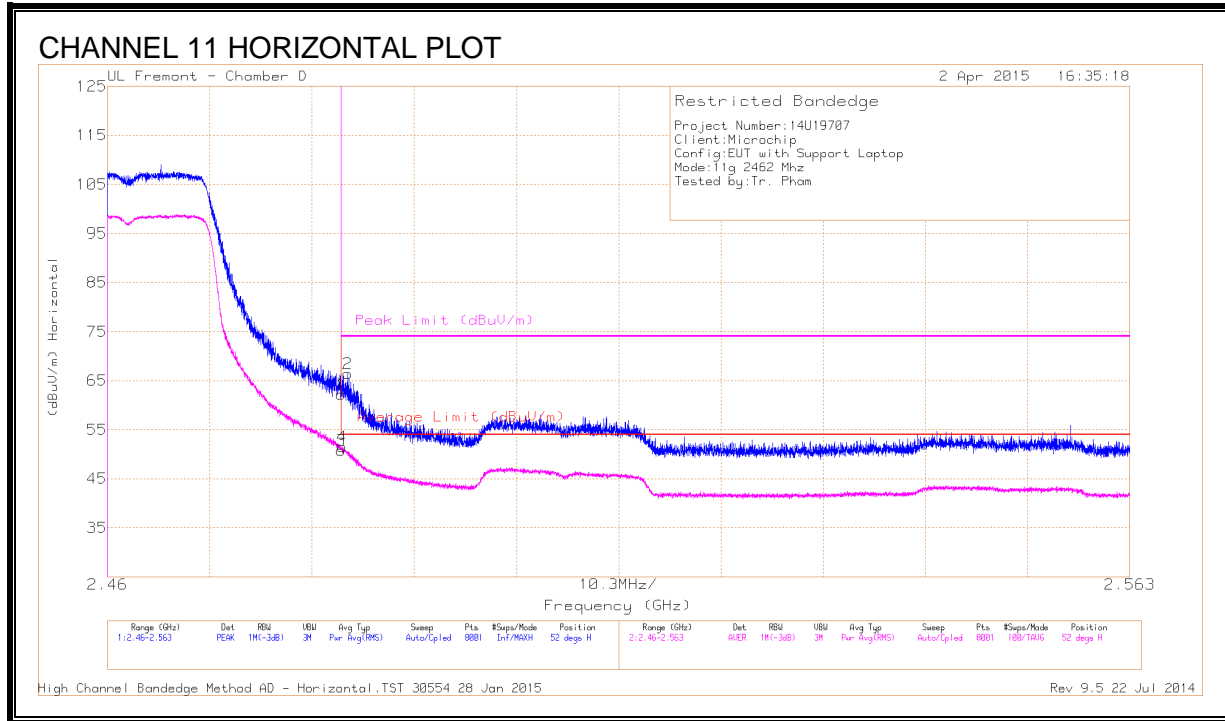
**DATA**

Marker	Frequency (GHz)	Meter Reading (dBuV)	Det	AF T344 (dB/m)	Amp/Cbl/Filtr/Pad (dB)	DC Corr (dB)	Corrected Reading (dBuV/m)	Average Limit (dBuV/m)	Margin (dB)	Peak Limit (dBuV/m)	PK Margin (dB)	Azimuth (Degs)	Height (cm)	Polarity
1	* 2.484	46.91	PK	32.2	-20.8	0	58.31	-	-	74	-15.69	40	331	V
2	* 2.484	50.36	PK	32.2	-20.8	0	61.76	-	-	74	-12.24	40	331	V
3	* 2.484	35.82	RMS	32.2	-20.8	0.13	47.35	54	-6.65	-	-	40	331	V
4	* 2.484	36.43	RMS	32.2	-20.8	0.13	47.96	54	-6.04	-	-	40	331	V

\* - indicates frequency in CFR 47, Part 15 and Industry Canada RSS-Restricted Band.

PK - Peak detector

RMS - RMS detection



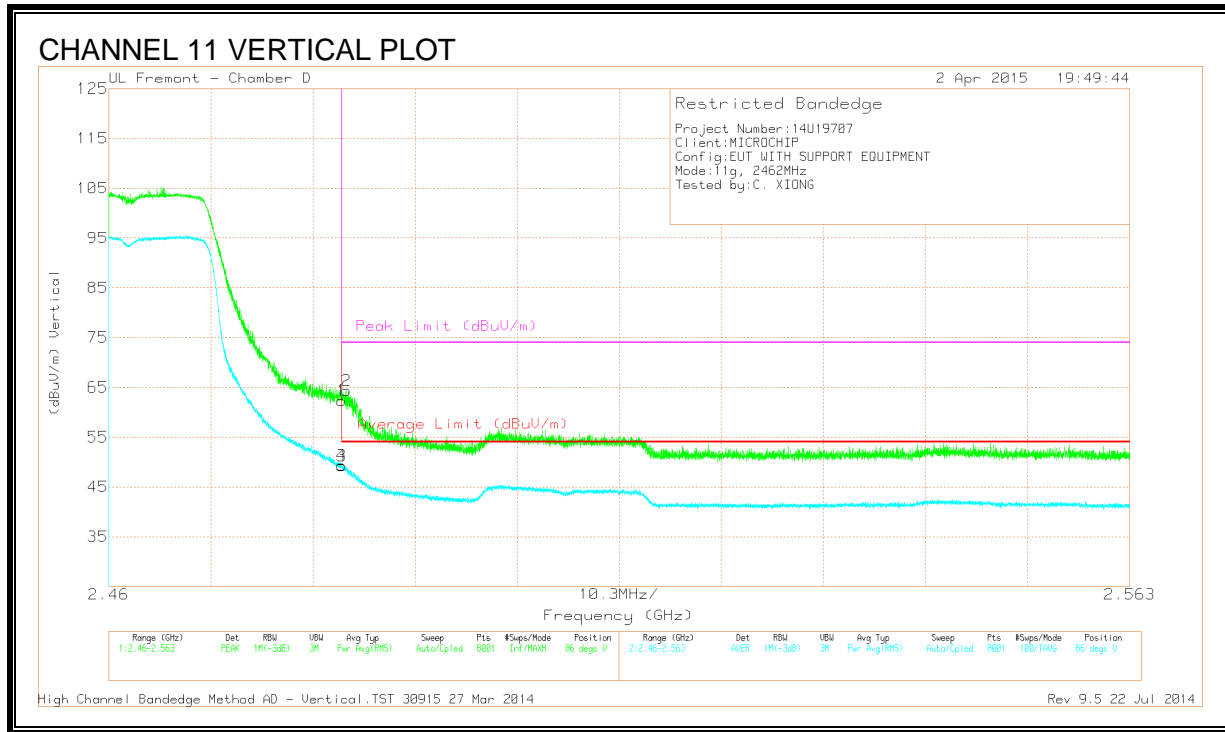
**DATA**

Marker	Frequency (GHz)	Meter Reading (dBuV)	Det	AF T344 (dB/m)	Amp/Cb/Fltr/Pad (dB)	DC Corr (dB)	Corrected Reading (dBuV/m)	Average Limit (dBuV/m)	Margin (dB)	Peak Limit (dBuV/m)	PK Margin (dB)	Azimuth (Degs)	Height (cm)	Polarity
1	* 2.484	50.78	PK	32.2	-20.8	0	62.18	-	-	74	-11.82	52	265	H
2	* 2.484	55.07	PK	32.2	-20.8	0	66.47	-	-	74	-7.53	52	265	H
3	* 2.484	39.43	RMS	32.2	-20.8	0.13	50.96	54	-3.04	-	-	52	265	H
4	* 2.484	40.18	RMS	32.2	-20.8	0.13	51.71	54	-2.29	-	-	52	265	H

\* - indicates frequency in CFR 47, Part 15 and Industry Canada RSS-Restricted Band.

PK - Peak detector

RMS - RMS detection



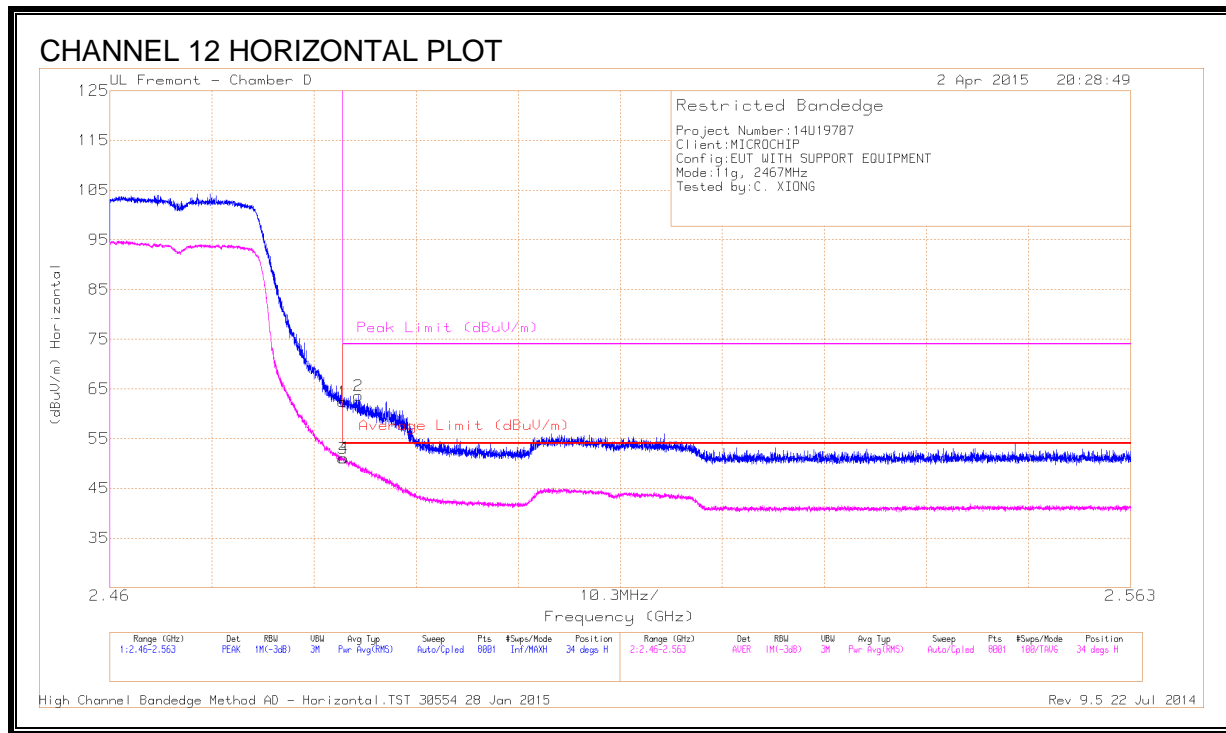
**DATA**

Marker	Frequency (GHz)	Meter Reading (dBuV)	Det	AF T344 (dB/m)	Amp/Cb/ Fitr/Pad (dB)	DC Corr (dB)	Corrected Reading (dBuV/m)	Average Limit (dBuV/m)	Margin (dB)	Peak Limit (dBuV/m)	PK Margin (dB)	Azimuth (Degs)	Height (cm)	Polarity
1	* 2.484	50.96	PK	32.2	-20.8	0	62.36	-	-	74	-11.64	86	327	V
2	* 2.484	52.98	PK	32.2	-20.8	0	64.38	-	-	74	-9.62	86	327	V
3	* 2.484	37.87	RMS	32.2	-20.8	0.13	49.40	54	-4.60	-	-	86	327	V
4	* 2.484	37.95	RMS	32.2	-20.8	0.13	49.48	54	-4.52	-	-	86	327	V

\* - indicates frequency in CFR 47, Part 15 and Industry Canada RSS-Restricted Band.

PK - Peak detector

RMS - RMS detection



**DATA**

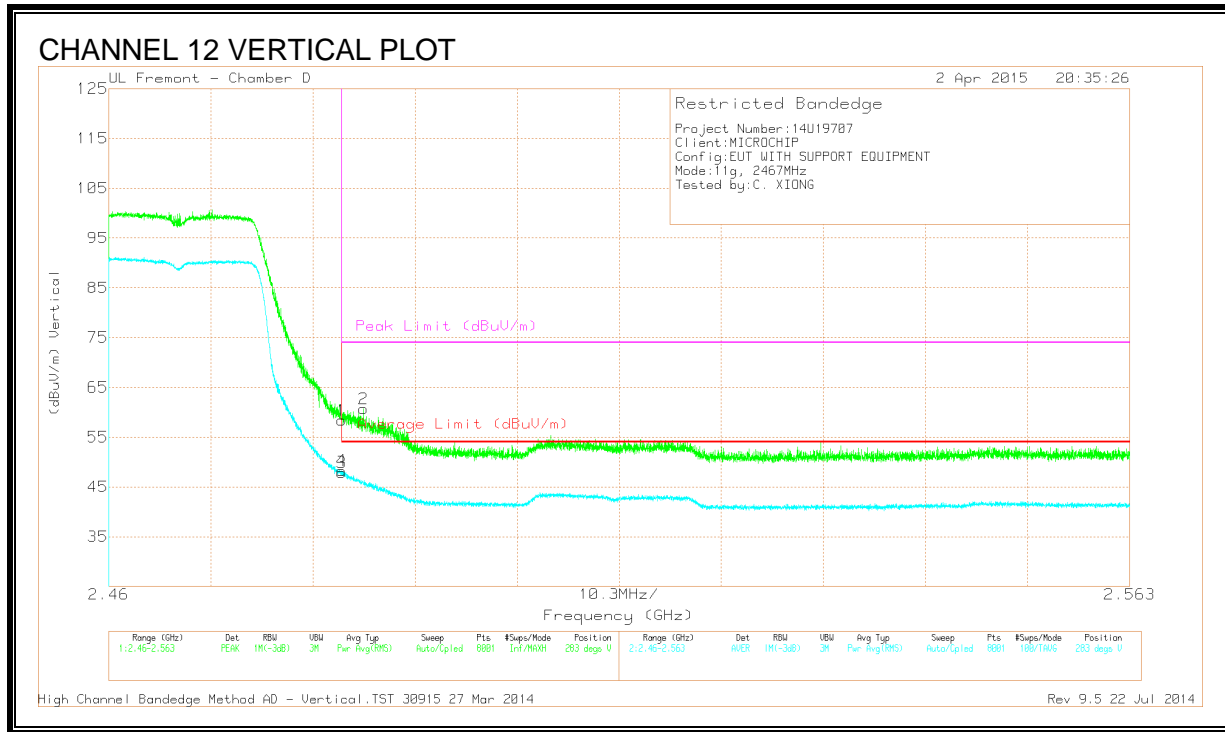
Marker	Frequency (GHz)	Meter Reading (dBuV)	Det	AF T344 (dB/m)	Amp/Cb/ Fitr/Pad (dB)	DC Corr (dB)	Corrected Reading (dBuV/m)	Average Limit (dBuV/m)	Margin (dB)	Peak Limit (dBuV/m)	PK Margin (dB)	Azimuth (Degs)	Height (cm)	Polarity
1	*2.484	51.01	PK	32.2	-20.8	0	62.41	-	-	74	-11.59	34	340	H
2	*2.485	52.23	PK	32.2	-20.8	0	63.63	-	-	74	-10.37	34	340	H
3	*2.484	39.64	RMS	32.2	-20.8	0.13	51.17	54	-2.83	-	-	34	340	H
4	*2.484	39.68	RMS	32.2	-20.8	0.13	51.21	54	-2.79	-	-	34	340	H

\* - indicates frequency in CFR 47, Part 15 and Industry Canada RSS-Restricted Band.

PK - Peak detector

RMS - RMS detection





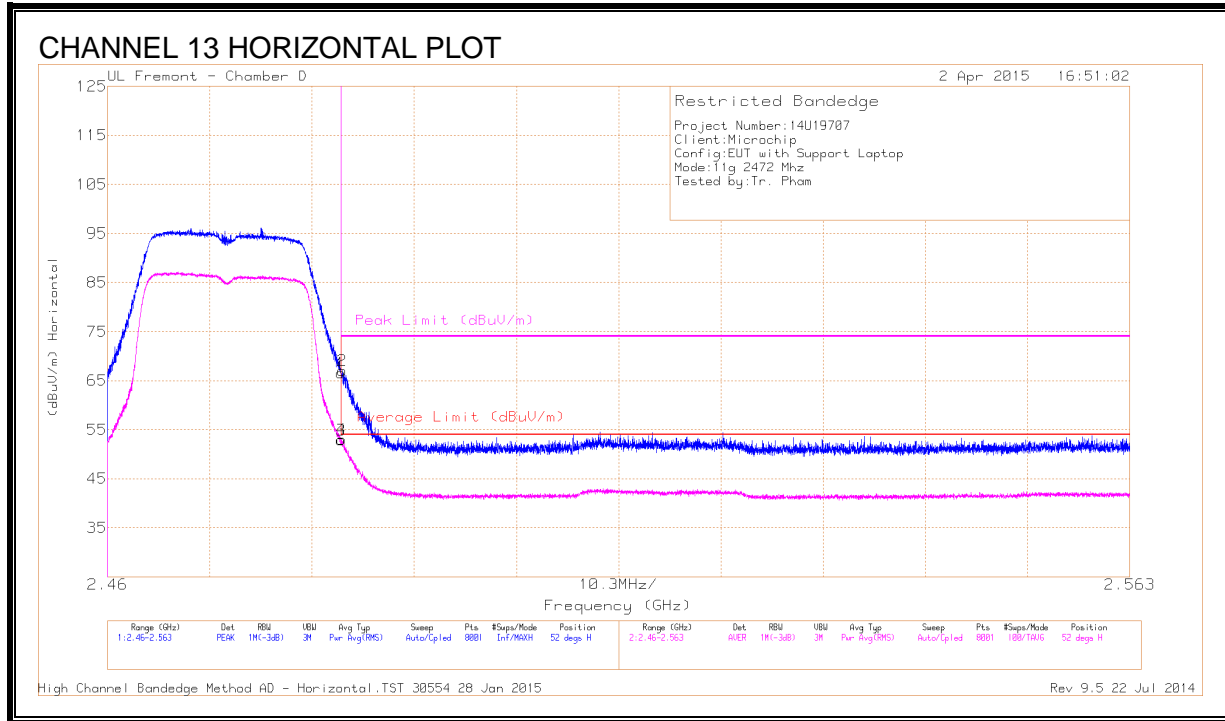
**DATA**

Marker	Frequency (GHz)	Meter Reading (dBuV)	Det	AF T344 (dB/m)	Amp/Cb/ Fitr/Pad (dB)	DC Corr (dB)	Corrected Reading (dBuV/m)	Average Limit (dBuV/m)	Margin (dB)	Peak Limit (dBuV/m)	PK Margin (dB)	Azimuth (Degs)	Height (cm)	Polarity
1	* 2.484	47	PK	32.2	-20.8	0	58.4	-	-	74	-15.6	283	325	V
2	* 2.486	49.32	PK	32.2	-20.8	0	60.72	-	-	74	-13.28	283	325	V
3	* 2.484	36.5	RMS	32.2	-20.8	0.13	48.03	54	-5.97	-	-	283	325	V
4	* 2.484	36.88	RMS	32.2	-20.8	0.13	48.41	54	-5.59	-	-	283	325	V

\* - indicates frequency in CFR 47, Part 15 and Industry Canada RSS-Restricted Band.

PK - Peak detector

RMS - RMS detection



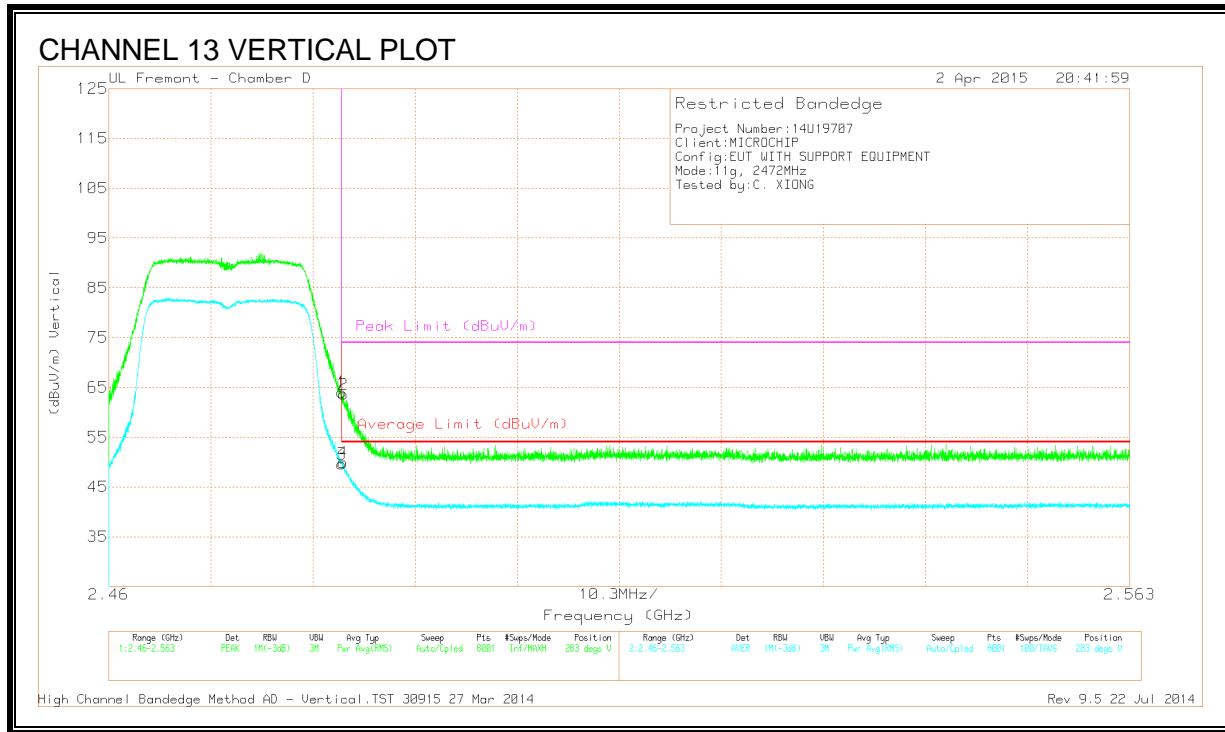
**DATA**

Marker	Frequency (GHz)	Meter Reading (dBuV)	Det	AF T344 (dB/m)	Amp/Cb/ Filt/Pad (dB)	DC Corr (dB)	Corrected Reading (dBuV/m)	Average Limit (dBuV/m)	Margin (dB)	Peak Limit (dBuV/m)	PK Margin (dB)	Azimuth (Degs)	Height (cm)	Polarity
1	* 2.484	55.12	PK	32.2	-20.8	0	66.52	-	-	74	-7.48	52	265	H
2	* 2.484	55.69	PK	32.2	-20.8	0	67.09	-	-	74	-6.91	52	265	H
3	* 2.484	41.47	RMS	32.2	-20.8	0.13	53.00	54	-1.00	-	-	52	265	H
4	* 2.484	41.67	RMS	32.2	-20.8	0.13	53.20	54	-0.80	-	-	52	265	H

\* - indicates frequency in CFR 47, Part 15 and Industry Canada RSS-Restricted Band.

PK - Peak detector

RMS - RMS detection



**DATA**

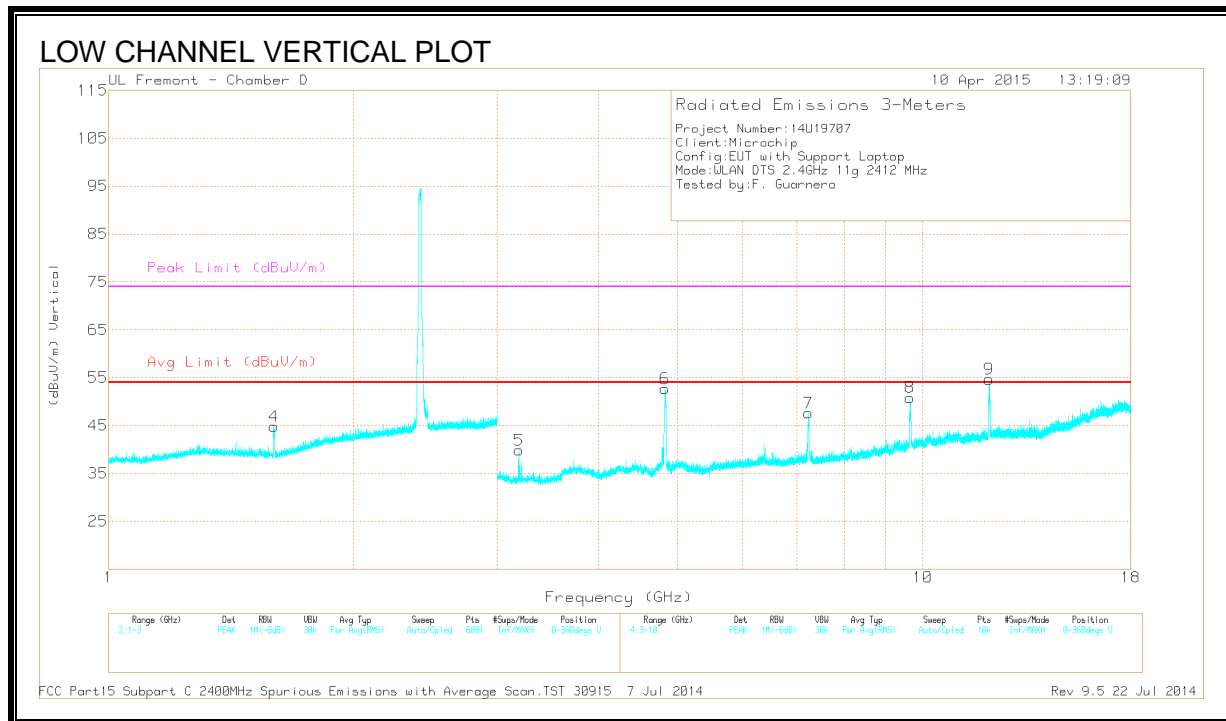
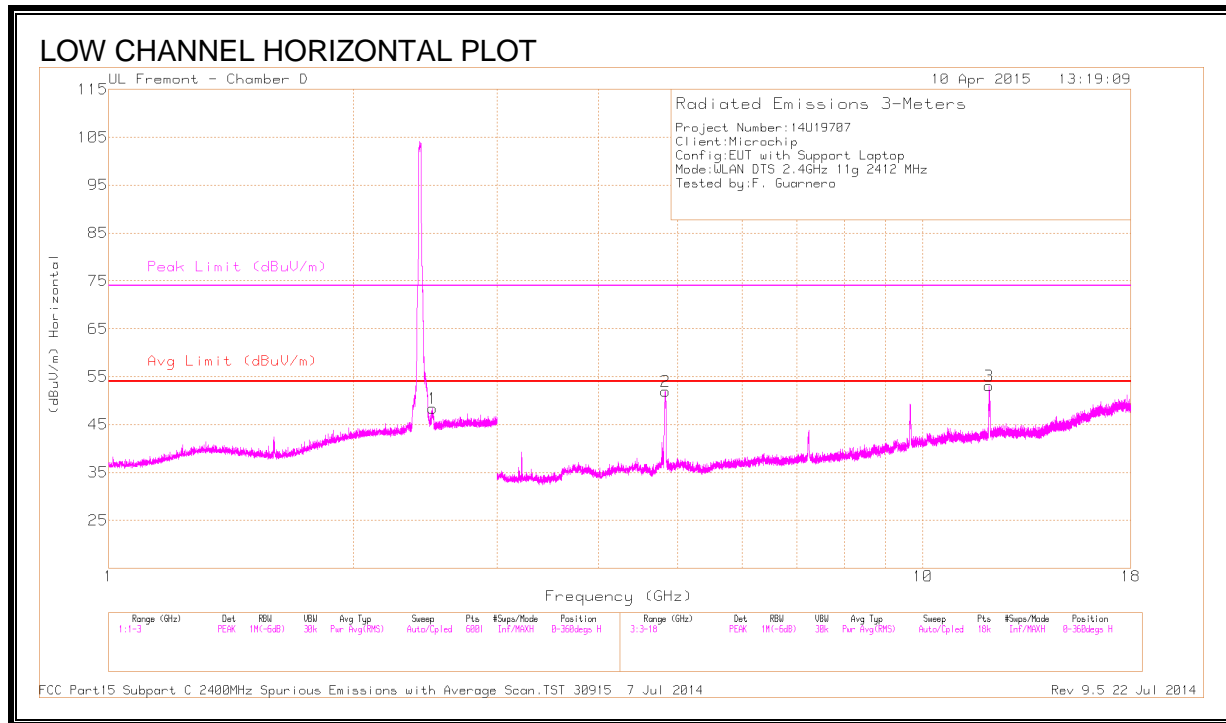
Marker	Frequency (GHz)	Meter Reading (dBuV)	Det	AF T344 (dB/m)	Amp/Cbl/ Filtr/Pad (dB)	DC Corr (dB)	Corrected Reading (dBuV/m)	Average Limit (dBuV/m)	Margin (dB)	Peak Limit (dBuV/m)	PK Margin (dB)	Azimuth (Degs)	Height (cm)	Polarity
1	* 2.484	52.63	PK	32.2	-20.8	0	64.03	-	-	74	-9.97	283	325	V
2	* 2.484	52.21	PK	32.2	-20.8	0	63.61	-	-	74	-10.39	283	325	V
3	* 2.484	38.22	RMS	32.2	-20.8	0.13	49.75	54	-4.25	-	-	283	325	V
4	* 2.484	38.51	RMS	32.2	-20.8	0.13	50.04	54	-3.96	-	-	283	325	V

\* - indicates frequency in CFR 47, Part 15 and Industry Canada RSS-Restricted Band.

PK - Peak detector

RMS - RMS detection

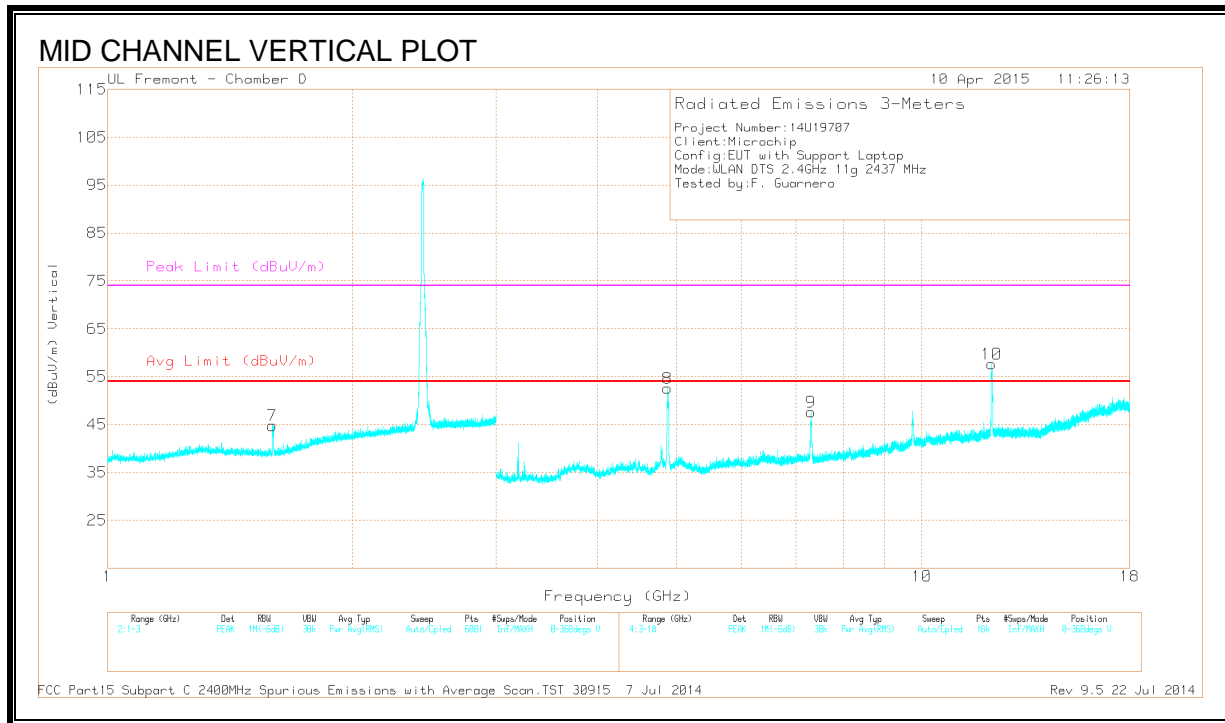
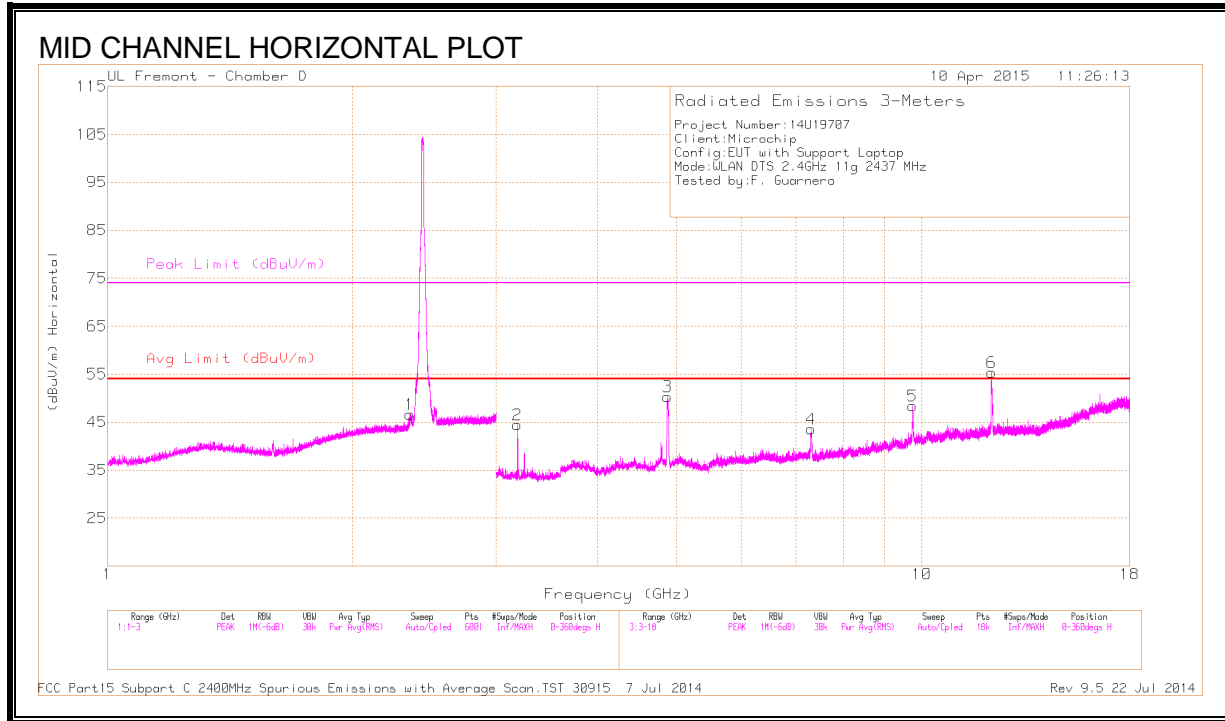
**HARMONICS AND SPURIOUS EMISSIONS**



**DATA**

Marker	Frequenc y (GHz)	Meter Readin g (dBuV)	Det	AF T344 (dB/m)	Amp/Cbl /Fitr/Pad (dB)	DC Corr (dB)	Correcte d Reading (dBuV/m )	Avg Limit (dBuV/m )	Margin (dB)	Peak Limit (dBuV/m )	PK Margin (dB)	Azimuth (Degs)	Height (cm)	Polarity
1	* 2.496	46.85	PK2	32.2	-20.8	0	58.25	-	-	74	-15.75	105	318	H
	* 2.493	35.16	MAv1	32.2	-20.8	.13	46.69	54	-7.31	-	-	105	318	H
2	* 4.829	55.2	PK2	34.1	-27.5	0	61.8	-	-	74	-12.2	152	174	H
	* 4.824	43.28	MAv1	34.1	-27.4	.13	50.11	54	-3.89	-	-	152	174	H
3	* 12.077	45.72	PK2	38.8	-21.6	0	62.92	-	-	74	-11.08	250	138	H
	* 12.065	32.43	MAv1	38.8	-21.6	.13	49.76	54	-4.24	-	-	250	138	H
4	* 1.596	48.27	PK2	28	-21.9	0	54.37	-	-	74	-19.63	227	195	V
	* 1.594	34.33	MAv1	28	-21.9	.13	40.56	54	-13.44	-	-	227	195	V
5	3.193	47.33	PK2	32.7	-29.1	0	50.93	-	-	-	-	101	175	V
6	* 4.826	56.12	PK2	34.1	-27.5	0	62.72	-	-	74	-11.28	203	232	V
	* 4.825	44.31	MAv1	34.1	-27.4	.13	51.14	54	-2.86	-	-	203	232	V
7	* 7.253	47.12	PK2	35.5	-25	0	57.62	-	-	74	-16.38	335	279	V
	* 7.25	32.17	MAv1	35.5	-24.9	.13	42.9	54	-11.1	-	-	335	279	V
8	9.648	42.94	PK2	36.8	-21.6	0	58.14	-	-	-	-	335	200	V
9	* 12.07	48.06	PK2	38.8	-21.6	0	65.26	-	-	74	-8.74	154	205	V
	* 12.063	35.24	MAv1	38.8	-21.7	.13	52.47	54	-1.53	-	-	154	205	V

\* - indicates frequency in CFR 47, Part 15 and Industry Canada RSS-Restricted Band.  
 PK2 - KDB558074 Method: Maximum Peak



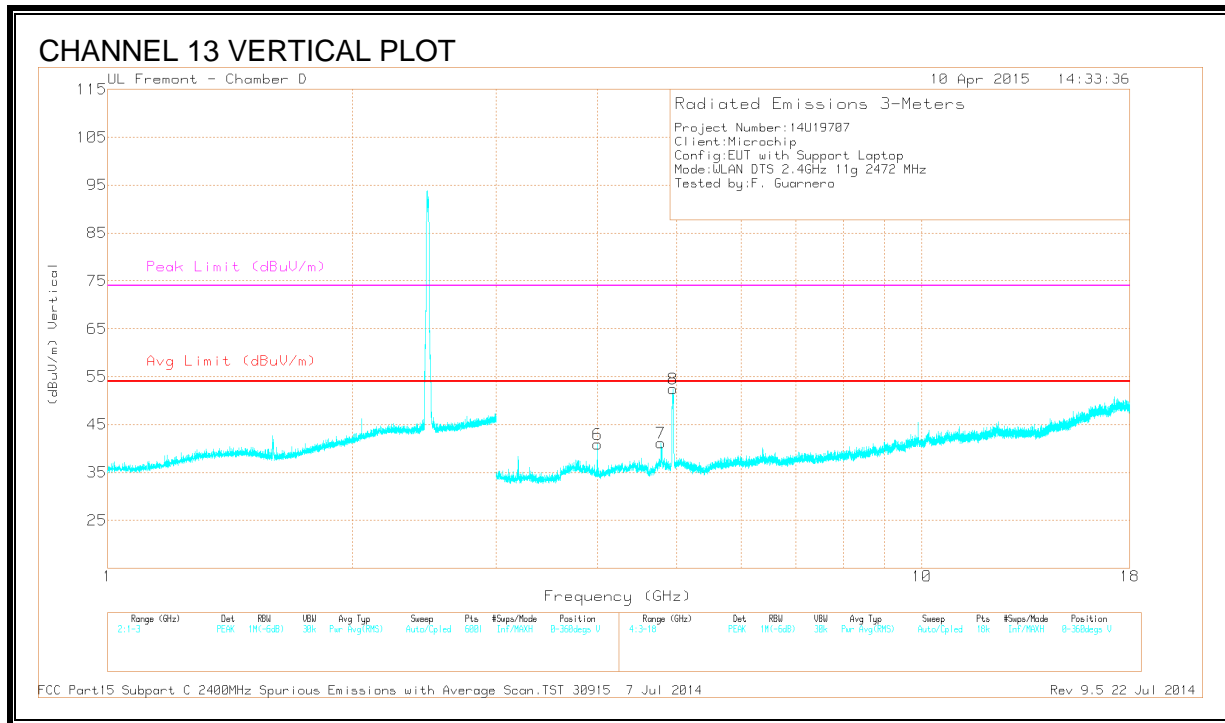
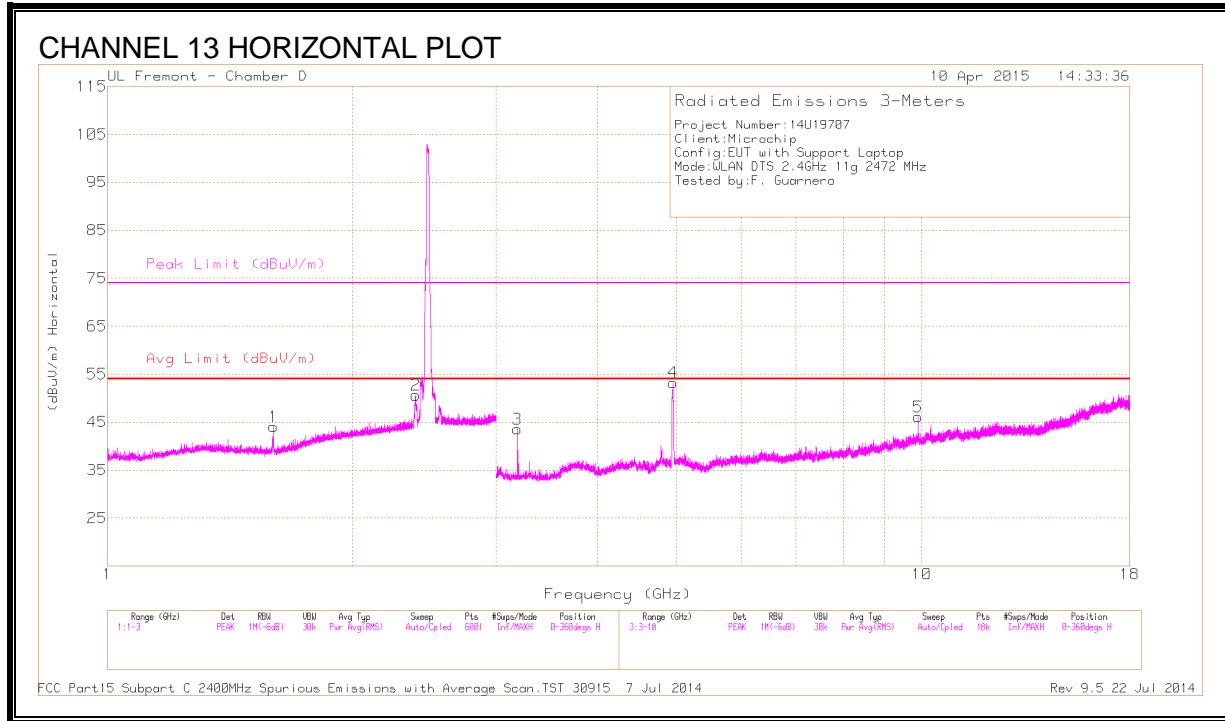
**DATA**

Marker	Frequenc y (GHz)	Meter Readin g (dBuV)	Det	AF T344 (dB/m)	Amp/Cbl /Fitr/Pad (dB)	DC Corr (dB)	Correcte d Reading (dBuV/m )	Avg Limit (dBuV/m )	Margin (dB)	Peak Limit (dBuV/m )	PK Margin (dB)	Azimuth (Degs)	Height (cm)	Polarity
1	* 2.36	45.09	PK2	32	-20.9	0	56.19	-	-	74	-17.81	298	362	H
	* 2.355	33.73	MAv1	32	-20.9	.13	44.96	54	-9.04	-	-	298	362	H
2	3.187	50.03	PK2	32.7	-29.1	0	53.63	-	-	-	-	266	174	H
3	* 4.872	51.64	PK2	34.1	-28.1	0	57.64	-	-	74	-16.36	152	199	H
	* 4.873	40.49	MAv1	34.1	-28.1	.13	46.62	54	-7.38	-	-	152	199	H
4	* 7.321	43.46	PK2	35.5	-25.2	0	53.76	-	-	74	-20.24	253	258	H
	* 7.309	31.42	MAv1	35.5	-24.8	.13	42.25	54	-11.75	-	-	253	258	H
5	9.748	40.28	PK2	36.9	-21.9	0	55.28	-	-	-	-	175	299	H
6	* 12.205	45.46	PK2	38.9	-21.5	0	62.86	-	-	74	-11.14	219	205	H
	* 12.179	30.85	MAv1	38.9	-21.6	.13	48.28	54	-5.72	-	-	219	205	H
7	* 1.594	47.17	PK2	28	-21.9	0	53.27	-	-	74	-20.73	233	226	V
	* 1.593	33.49	MAv1	28	-21.9	.13	39.72	54	-14.28	-	-	233	226	V
8	* 4.876	55.5	PK2	34.1	-28.1	0	61.5	-	-	74	-12.5	77	274	V
	* 4.874	44.24	MAv1	34.1	-28.1	.13	50.37	54	-3.63	-	-	77	274	V
9	* 7.308	46.13	PK2	35.5	-24.7	0	56.93	-	-	74	-17.07	284	305	V
	* 7.307	32.38	MAv1	35.5	-24.7	.13	43.31	54	-10.69	-	-	284	305	V
10	* 12.196	48.92	PK2	38.9	-21.5	0	66.32	-	-	74	-7.68	170	200	V
18.5dB m	* 12.188	33.76	MAv1	38.9	-21.5	.13	51.29	54	-2.71	-	-	170	200	V

\* - indicates frequency in CFR 47, Part 15 and Industry Canada RSS-Restricted Band.

PK2 - KDB558074 Method: Maximum Peak

MAv1 - KDB558074 Option 1 Maximum RMS Average





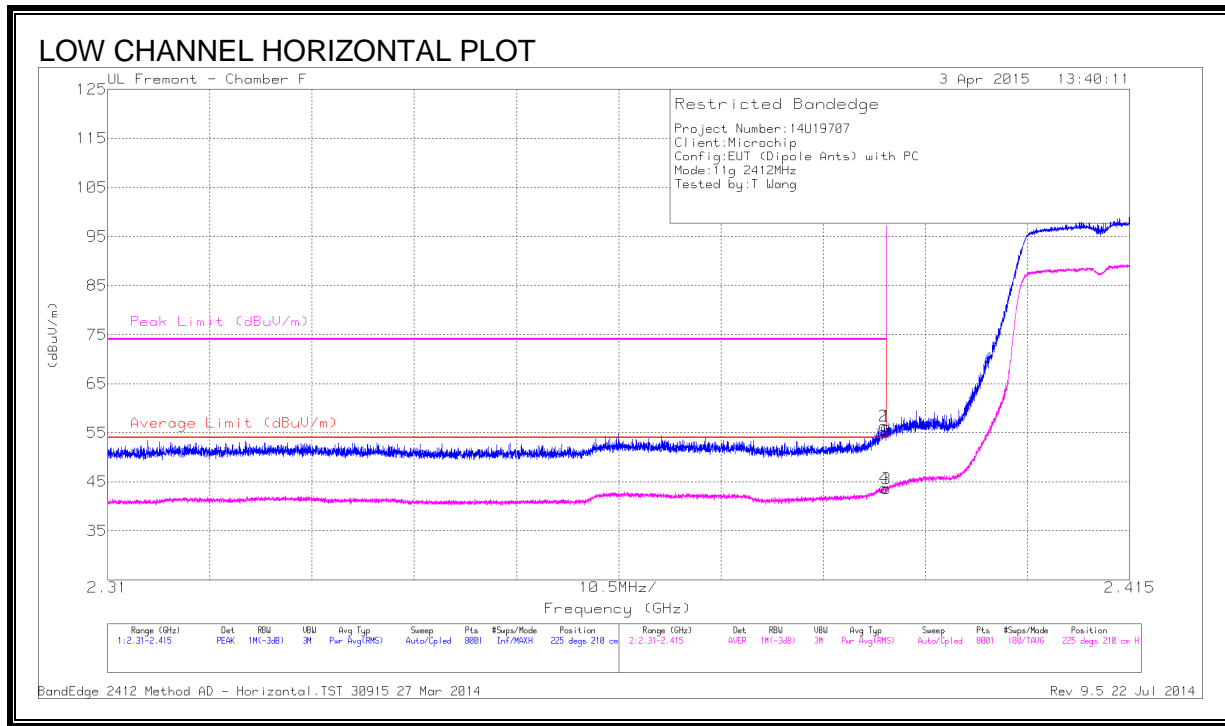
**DATA**

Marker	Frequency (GHz)	Meter Reading (dBuV)	Det	AF T344 (dB/m)	Amp/Cbl /Fitr/Pad (dB)	DC Corr (dB)	Corrected Reading (dBuV/m)	Avg Limit (dBuV/m)	Margin (dB)	Peak Limit (dBuV/m)	PK Margin (dB)	Azimuth (Degs)	Height (cm)	Polarity
1	* 1.594	45.5	PK2	28	-21.9	0	51.6	-	-	74	-22.4	193	203	H
	* 1.594	32.16	MAv1	28	-21.9	.13	38.39	54	-15.61	-	-	193	203	H
2	* 2.389	48.08	PK2	32.1	-20.7	0	59.48	-	-	74	-14.52	291	348	H
	* 2.39	37.55	MAv1	32.1	-20.7	.13	49.08	54	-4.92	-	-	291	348	H
3	3.188	48.06	PK2	32.7	-29.1	0	51.66	-	-	-	-	291	200	H
4	* 4.944	57.8	PK2	34.2	-27.9	0	64.1	-	-	74	-9.9	333	221	H
	* 4.945	45.09	MAv1	34.2	-27.9	.13	51.52	54	-2.48	-	-	333	221	H
5	9.887	34.54	PK2	37	-21.2	0	50.34	-	-	-	-	333	200	H
6	* 3.994	41.92	PK2	33.3	-28.7	0	46.52	-	-	74	-27.48	57	152	V
	* 3.994	27.32	MAv1	33.3	-28.7	.13	32.05	54	-21.95	-	-	57	152	V
7	* 4.798	41.91	PK2	34.1	-26.8	0	49.21	-	-	74	-24.79	254	267	V
	* 4.78	28.99	MAv1	34.1	-26.6	.13	36.62	54	-17.38	-	-	254	267	V
8	* 4.945	56.48	PK2	34.2	-27.9	0	62.78	-	-	74	-11.22	70	200	V
	* 4.945	44.29	MAv1	34.2	-27.9	.13	50.72	54	-3.28	-	-	70	200	V

\* - indicates frequency in CFR 47, Part 15 and Industry Canada RSS-Restricted Band.  
 PK2 - KDB558074 Method: Maximum Peak  
 MAv1 - KDB558074 Option 1 Maximum RMS Average

### 10.3.4. DIPOLE ANTENNA

#### RESTRICTED BANDEDGE



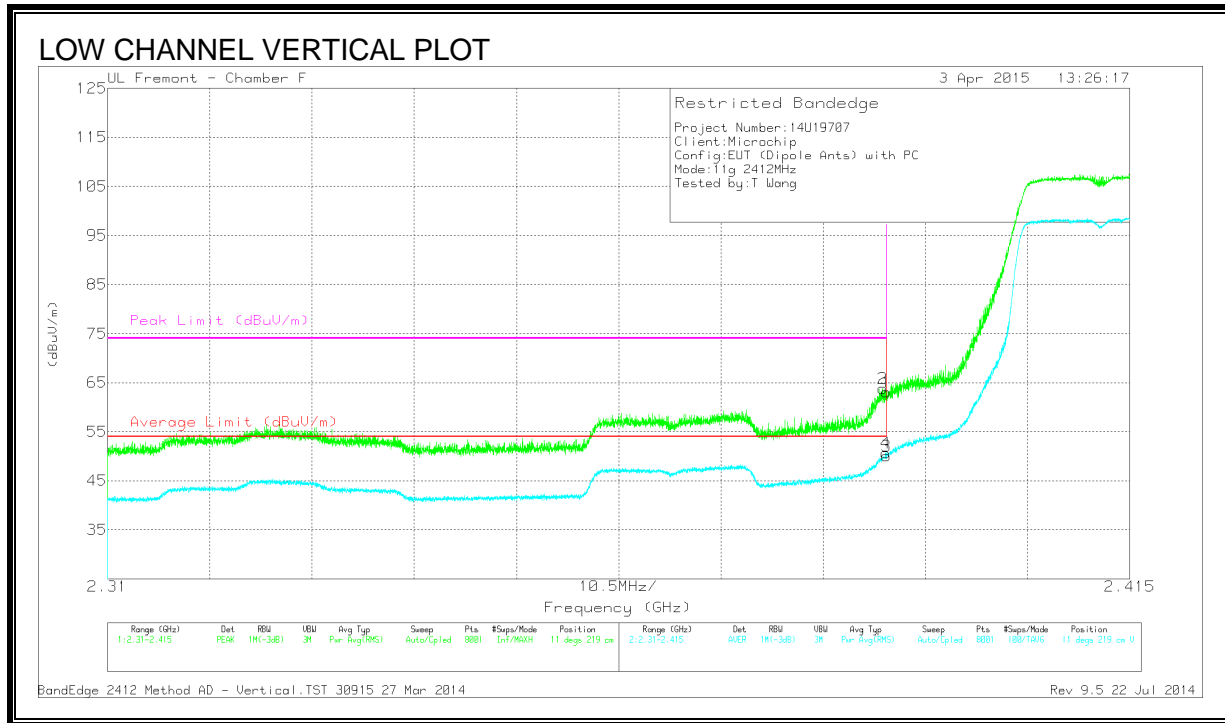
#### DATA

Marker	Frequency (GHz)	Meter Reading (dBuV)	Det	AF T120 (dB/m)	Amp/Cb/Fltr/Pad (dB)	DC Corr (dB)	Corrected Reading (dBuV/m)	Average Limit (dBuV/m)	Margin (dB)	Peak Limit (dBuV/m)	PK Margin (dB)	Azimuth (Degs)	Height (cm)	Polarity
1	* 2.39	45.26	PK	31.9	-20.9	0	56.26	-	-	74	-17.74	225	210	H
2	* 2.39	45.43	PK	31.9	-20.9	0	56.43	-	-	74	-17.57	225	210	H
3	* 2.39	32.61	RMS	31.9	-20.9	0.13	43.74	54	-10.26	-	-	225	210	H
4	* 2.39	32.73	RMS	31.9	-20.9	0.13	43.86	54	-10.14	-	-	225	210	H

\* - indicates frequency in CFR 47, Part 15 and Industry Canada RSS-Restricted Band.

PK - Peak detector

RMS - RMS detection



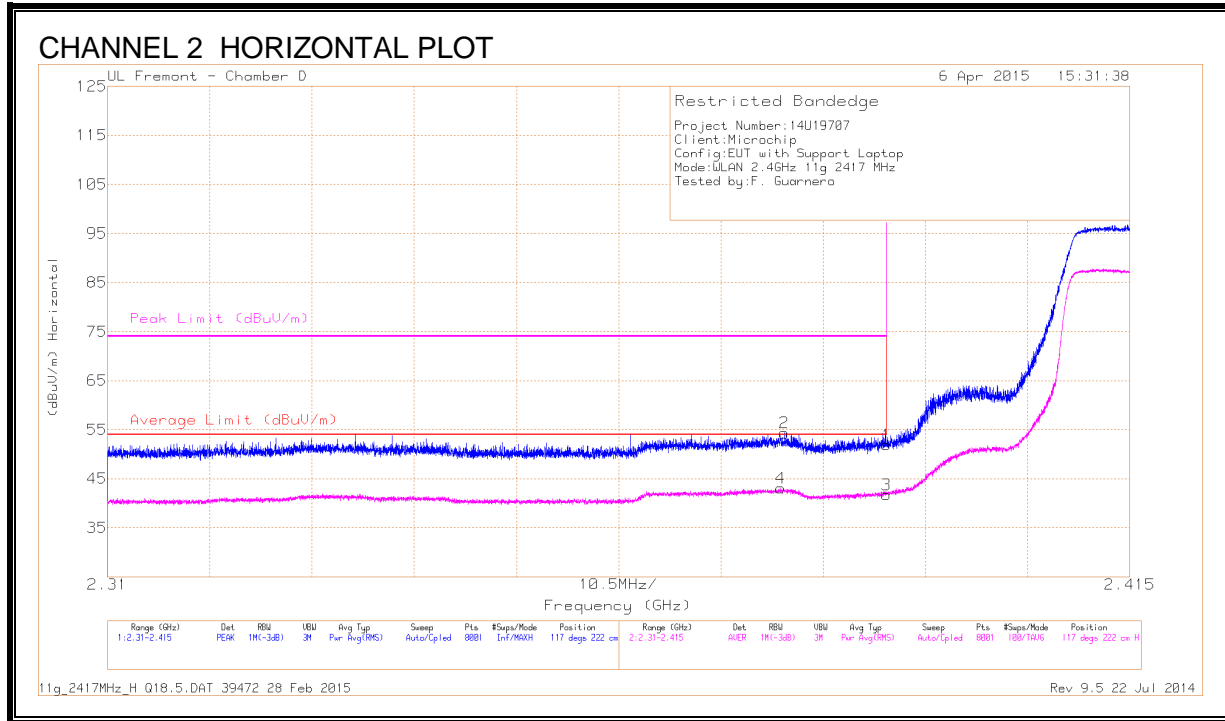
**DATA**

Marker	Frequency (GHz)	Meter Reading (dBuV)	Det	AF T120 (dB/m)	Amp/Cb/Fltr/Pad (dB)	DC Corr (dB)	Corrected Reading (dBuV/m)	Average Limit (dBuV/m)	Margin (dB)	Peak Limit (dBuV/m)	PK Margin (dB)	Azimuth (Degs)	Height (cm)	Polarity
1	* 2.39	52.04	PK	31.9	-20.9	0	63.04	-	-	74	-10.96	11	219	V
2	* 2.39	52.8	PK	31.9	-20.9	0	63.8	-	-	74	-10.2	11	219	V
3	* 2.39	39.03	RMS	31.9	-20.9	0.13	50.16	54	-3.84	-	-	11	219	V
4	* 2.39	39.72	RMS	31.9	-20.9	0.13	50.85	54	-3.15	-	-	11	219	V

\* - indicates frequency in CFR 47, Part 15 and Industry Canada RSS-Restricted Band.

PK - Peak detector

RMS - RMS detection



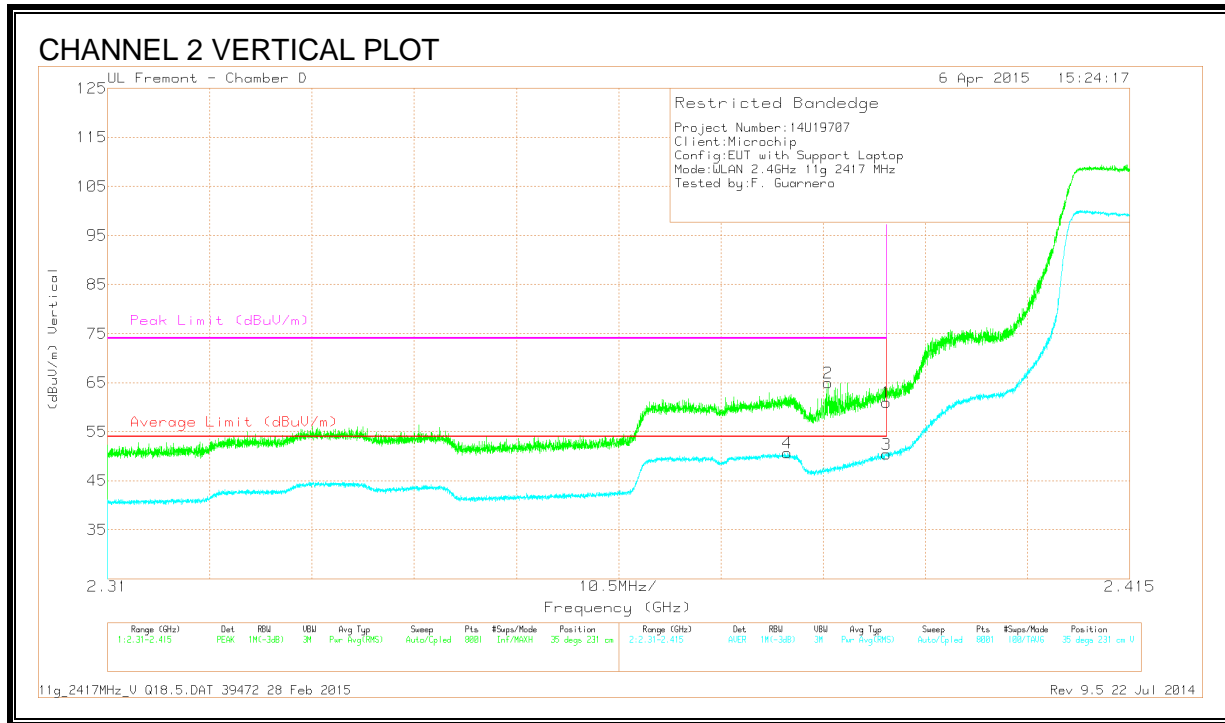
**DATA**

Marker	Frequency (GHz)	Meter Reading (dBuV)	Det	AF T344 (dB/m)	Amp/Cb/ Ftr/Pad (dB)	DC Corr (dB)	Corrected Reading (dBuV/m)	Average Limit (dBuV/m)	Margin (dB)	Peak Limit (dBuV/m)	PK Margin (dB)	Azimuth (Degs)	Height (cm)	Polarity
2	* 2.379	43.03	PK	32.1	-20.8	0	54.33	-	-	74	-19.67	117	222	H
4	* 2.379	31.76	RMS	32.1	-20.8	0	43.06	54	-10.94	-	-	117	222	H
1	* 2.39	40.52	PK	32.1	-20.7	0.13	52.05	-	-	74	-22.08	117	222	H
3	* 2.39	30.36	RMS	32.1	-20.7	0.13	41.89	54	-12.24	-	-	117	222	H

\* - indicates frequency in CFR 47, Part 15 and Industry Canada RSS-Restricted Band.

PK - Peak detector

RMS - RMS detection

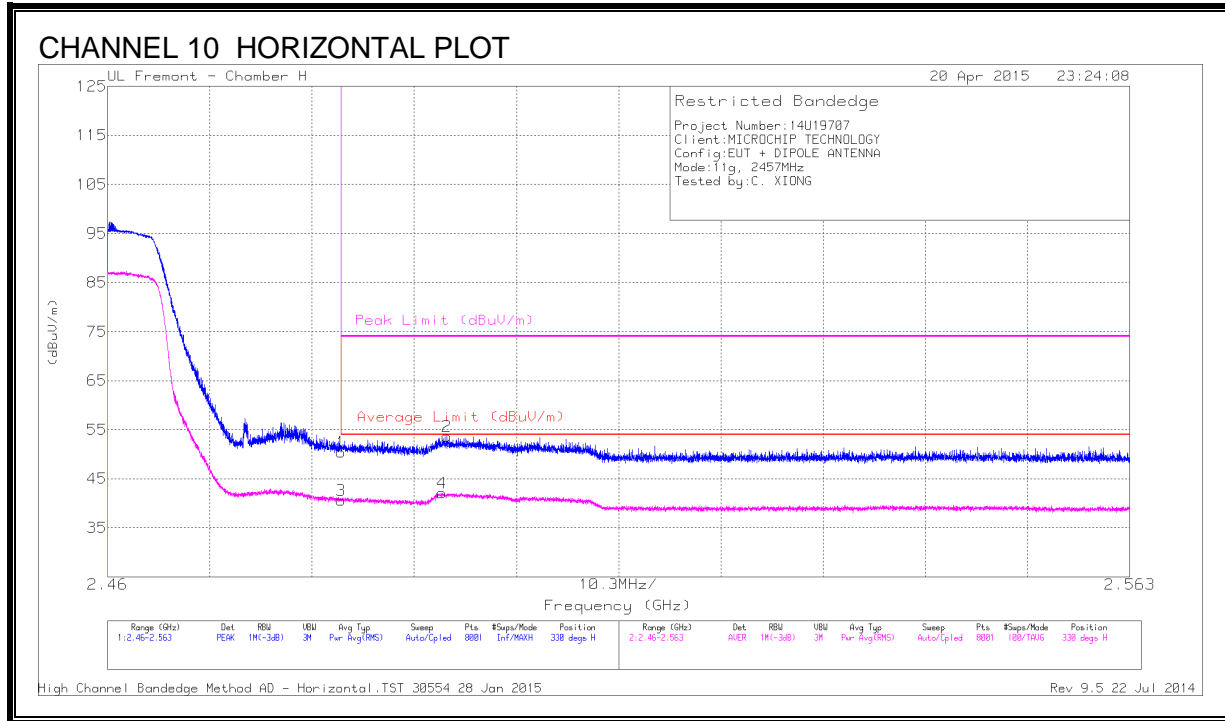


**DATA**

Marker	Frequency (GHz)	Meter Reading (dBuV)	Det	AF T344 (dB/m)	Amp/Cbl/Filtr/Pad (dB)	DC Corr (dB)	Corrected Reading (dBuV/m)	Average Limit (dBuV/m)	Margin (dB)	Peak Limit (dBuV/m)	PK Margin (dB)	Azimuth (Degs)	Height (cm)	Polarity
4	* 2.38	39.38	RMS	32.1	-20.8	0.13	50.81	54	-3.19	-	-	35	231	V
2	* 2.384	53.62	PK	32.1	-20.8	0	64.92	-	-	74	-9.08	35	231	V
1	* 2.39	49.57	PK	32.1	-20.7	0	60.97	-	-	74	-13.03	35	231	V
3	* 2.39	39.06	RMS	32.1	-20.7	0.13	50.59	54	-3.41	-	-	35	231	V

\* - indicates frequency in CFR 47, Part 15 and Industry Canada RSS-Restricted Band.

PK - Peak detector  
 RMS - RMS detection



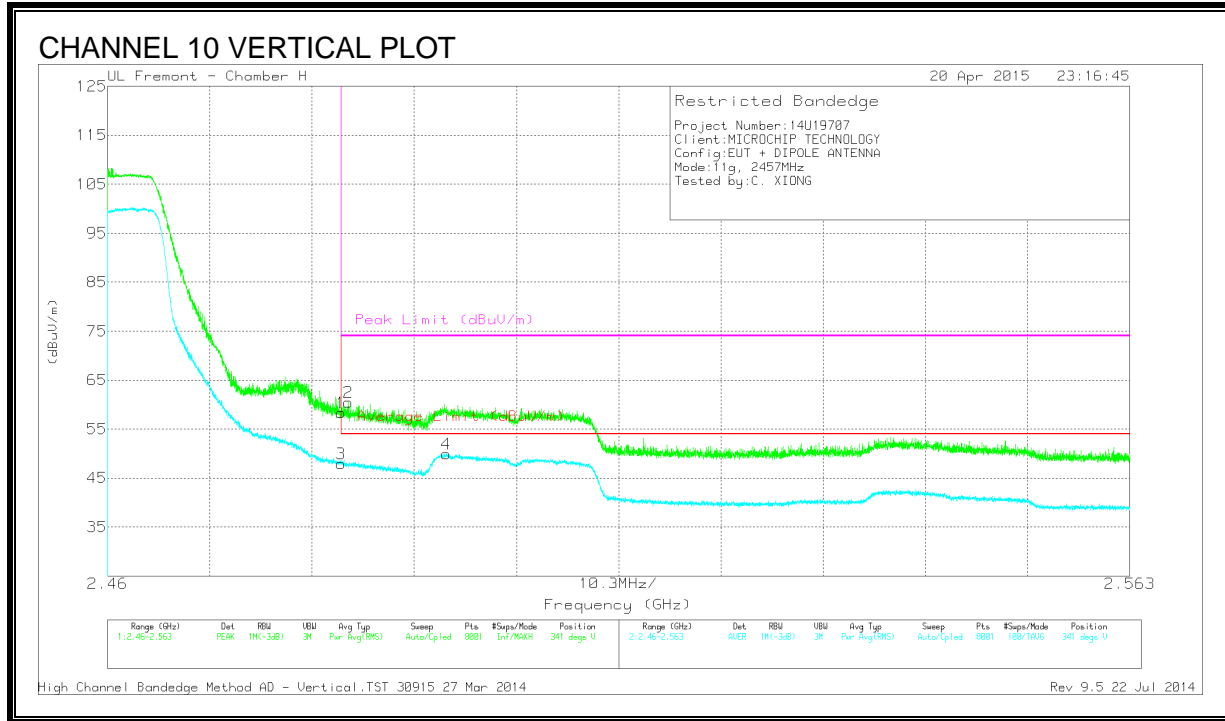
**DATA**

Marker	Frequency (GHz)	Meter Reading (dBuV)	Det	AF T712 (dB/m)	Amp/Cbl /Filtr/Pad (dB)	DC Corr (dB)	Corrected Reading (dBuV/m)	Average Limit (dBuV/m)	Margin (dB)	Peak Limit (dBuV/m)	PK Margin (dB)	Azimuth (Degs)	Height (cm)	Polarity
1	* 2.484	42.84	PK	32.1	-24.5	0	50.44	-	-	74	-23.56	330	347	H
3	* 2.484	32.96	RMS	32.1	-24.5	.13	40.69	54	-13.31	-	-	330	347	H
2	* 2.494	46.05	PK	32.1	-24.5	0	53.65	-	-	74	-20.35	330	347	H
4	* 2.494	34.48	RMS	32.1	-24.5	.13	42.21	54	-11.79	-	-	330	347	H

\* - indicates frequency in CFR 47, Part 15 and Industry Canada RSS-Restricted Band.

PK - Peak detector

RMS - RMS detection



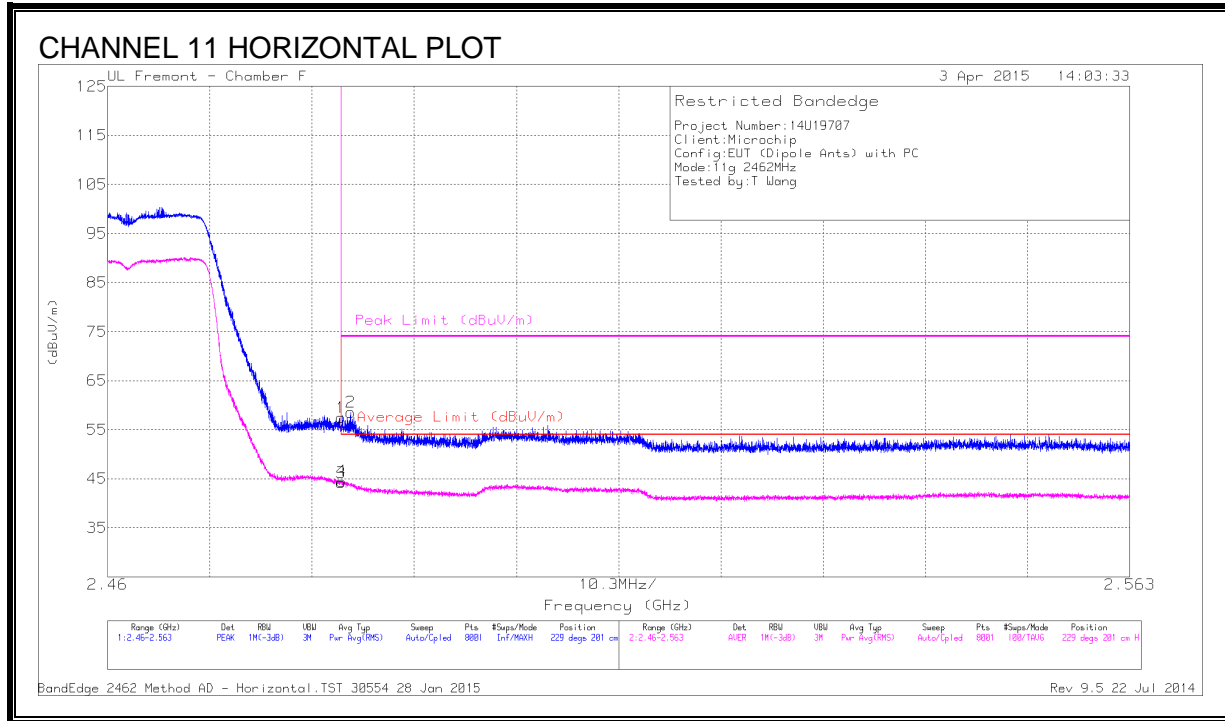
**DATA**

Marker	Frequency (GHz)	Meter Reading (dBuV)	Det	AF T712 (dB/m)	Amp/Cbl/Ftr/Pad (dB)	DC Corr (dB)	Corrected Reading (dBuV/m)	Average Limit (dBuV/m)	Margin (dB)	Peak Limit (dBuV/m)	PK Margin (dB)	Azimuth (Degs)	Height (cm)	Polarity
1	* 2.484	50.78	PK	32.1	-24.5	0	58.38	-	-	74	-15.62	341	264	V
2	* 2.484	52.86	PK	32.1	-24.5	0	60.46	-	-	74	-13.54	341	264	V
3	* 2.484	40.17	RMS	32.1	-24.5	.13	47.9	54	-6.1	-	-	341	264	V
4	* 2.494	42.17	RMS	32.1	-24.5	.13	49.9	54	-4.1	-	-	341	264	V

\* - indicates frequency in CFR 47, Part 15 and Industry Canada RSS-Restricted Band.

PK - Peak detector

RMS - RMS detection



**DATA**

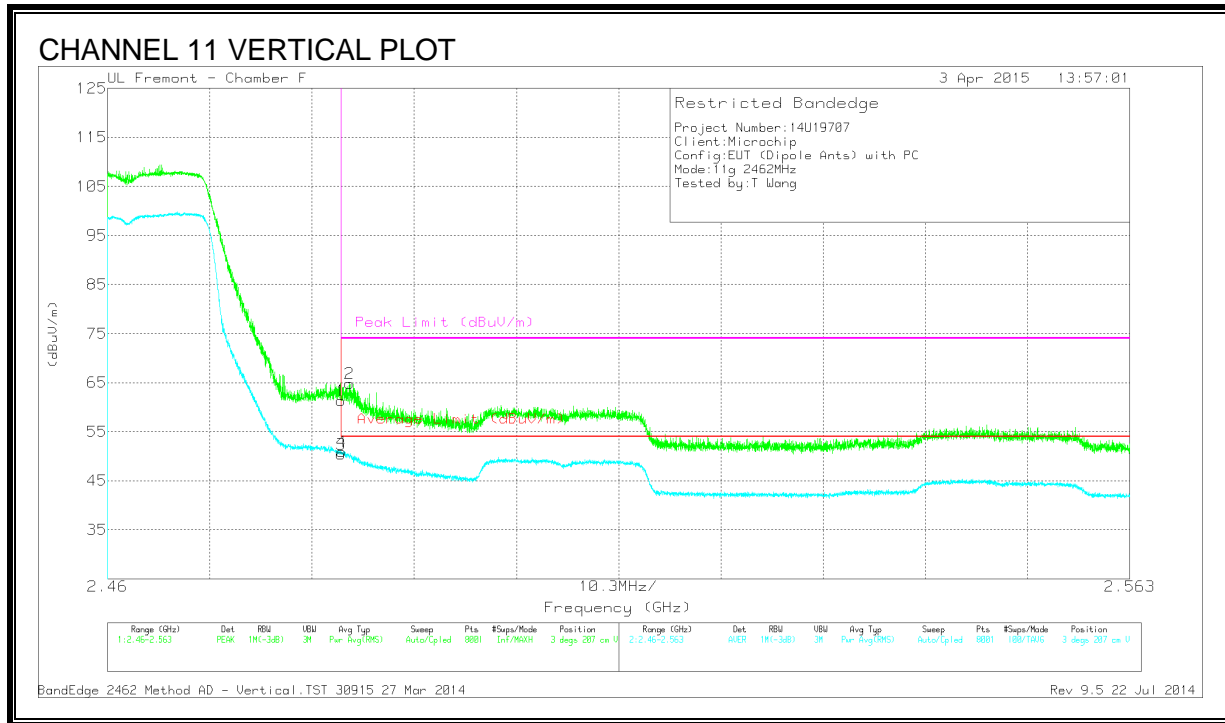
Marker	Frequency (GHz)	Meter Reading (dBuV)	Det	AF T120 (dB/m)	Amp/Cb/ Fitr/Pad (dB)	DC Corr (dB)	Corrected Reading (dBuV/m)	Average Limit (dBuV/m)	Margin (dB)	Peak Limit (dBuV/m)	PK Margin (dB)	Azimuth (Degs)	Height (cm)	Polarity
1	* 2.484	46.15	PK	32.2	-20.9	0	57.45	-	-	74	-16.55	229	201	H
2	* 2.484	47.25	PK	32.2	-20.9	0	58.55	-	-	74	-15.45	229	201	H
3	* 2.484	32.89	RMS	32.2	-20.9	0.13	44.32	54	-9.68	-	-	229	201	H
4	* 2.484	33.22	RMS	32.2	-20.9	0.13	44.67	54	-9.35	-	-	229	201	H

\* - indicates frequency in CFR 47, Part 15 and Industry Canada RSS-Restricted Band.

PK - Peak detector

RMS - RMS detection





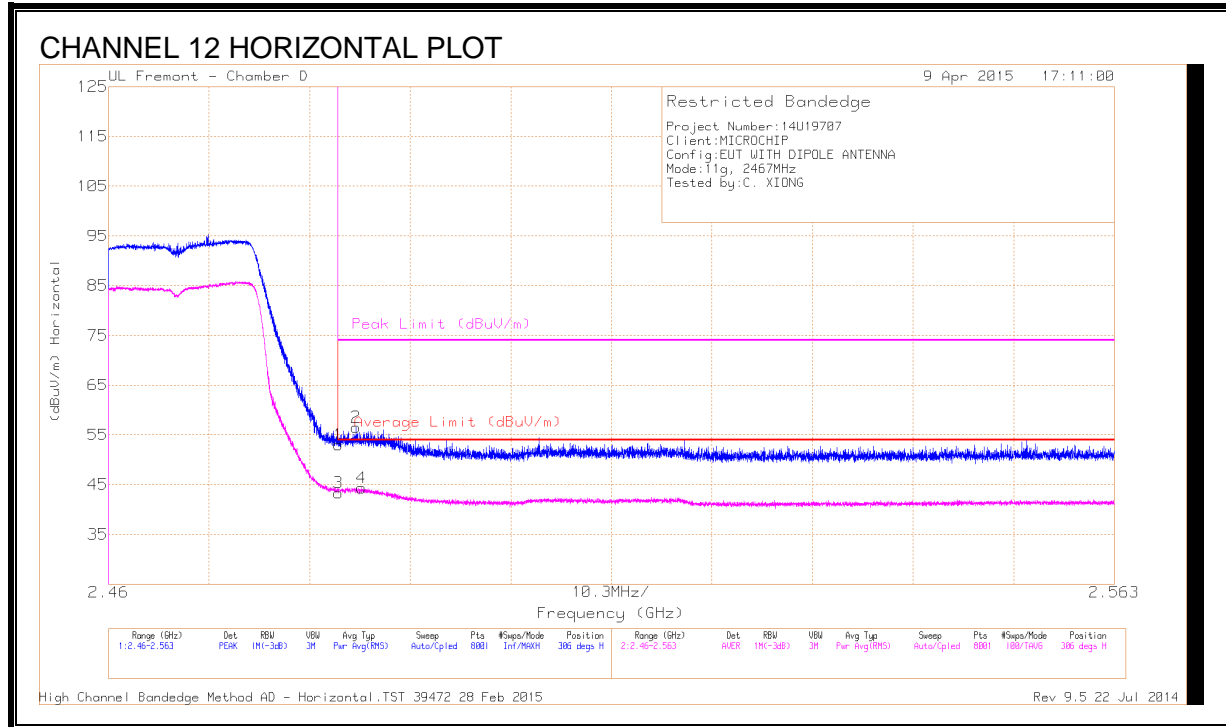
**DATA**

Marker	Frequency (GHz)	Meter Reading (dBuV)	Det	AF T120 (dB/m)	Amp/Cb/Fltr/Pad (dB)	DC Corr (dB)	Corrected Reading (dBuV/m)	Average Limit (dBuV/m)	Margin (dB)	Peak Limit (dBuV/m)	PK Margin (dB)	Azimuth (Degs)	Height (cm)	Polarity
1	* 2.484	50.01	PK	32.2	-20.9	0	61.31	-	-	74	-12.69	3	207	V
2	* 2.484	53.57	PK	32.2	-20.9	0	64.87	-	-	74	-9.13	3	207	V
3	* 2.484	39.08	RMS	32.2	-20.9	0.13	50.51	54	-3.62	-	-	3	207	V
4	* 2.484	39.62	RMS	32.2	-20.9	0.13	51.05	54	-3.08	-	-	3	207	V

\* - indicates frequency in CFR 47, Part 15 and Industry Canada RSS-Restricted Band.

PK - Peak detector

RMS - RMS detection



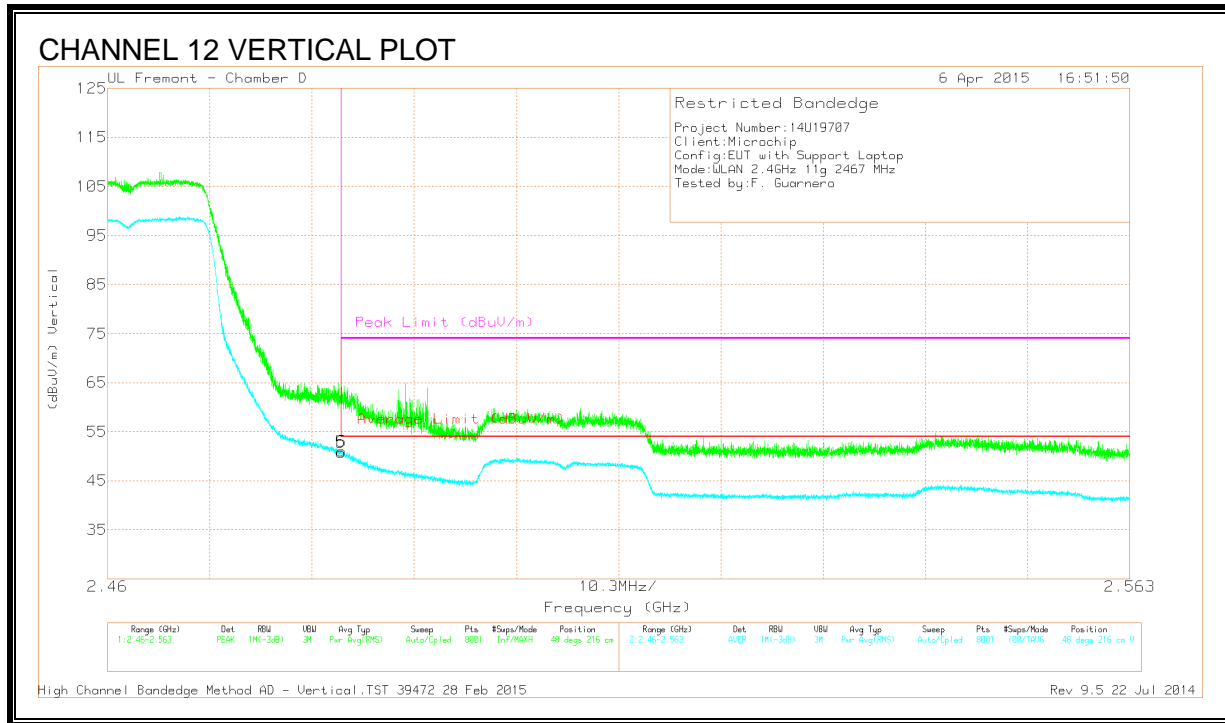
**DATA**

Marker	Frequency (GHz)	Meter Reading (dBuV)	Det	AF T344 (dB/m)	Amp/Cb I/Filtr/Pad (dB)	DC Corr (dB)	Corrected Reading (dBuV/m)	Average Limit (dBuV/m)	Margin (dB)	Peak Limit (dBuV/m)	PK Margin (dB)	Azimuth (Degs)	Height (cm)	Polarity
1	* 2.484	41.64	PK	32.2	-20.8	0	53.04	-	-	74	-20.96	306	241	H
3	* 2.484	31.82	RMS	32.2	-20.8	.13	43.35	54	-10.65	-	-	306	241	H
2	* 2.485	45.15	PK	32.2	-20.8	0	56.55	-	-	74	-17.45	306	241	H
4	* 2.486	32.83	RMS	32.2	-20.8	.13	44.36	54	-9.64	-	-	306	241	H

\* - indicates frequency in CFR 47, Part 15 and Industry Canada RSS-Restricted Band.

PK - Peak detector

RMS - RMS detection

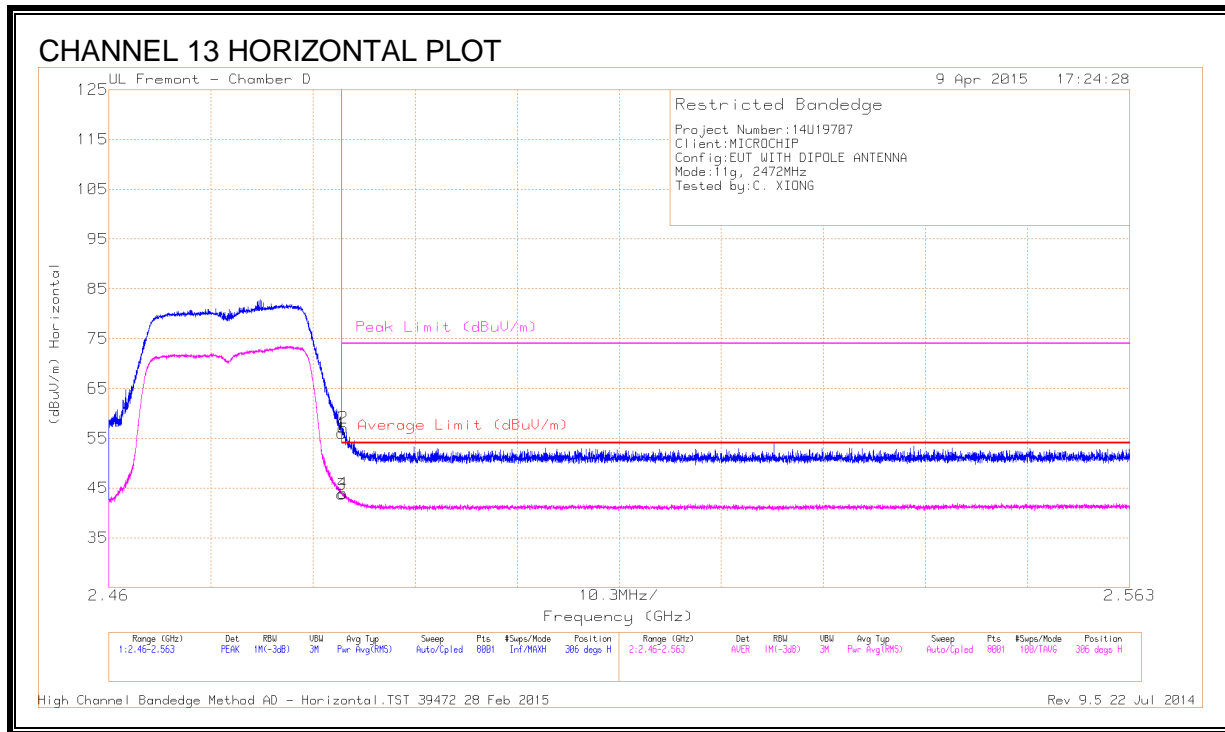


**DATA**

Marker	Frequency (GHz)	Meter Reading (dBuV)	Det	AF T344 (dB/m)	Amp/Cbl /Filtr/Pad (dB)	DC Corr (dB)	Corrected Reading (dBuV/m)	Average Limit (dBuV/m)	Margin (dB)	Peak Limit (dBuV/m)	PK Margin (dB)	Azimuth (Degs)	Height (cm)	Polarity
5	* 2.484	39.45	RMS	32.2	-20.8	0.13	50.97	54	-3.02	-	-	48	216	V
6	* 2.484	39.66	RMS	32.2	-20.8	0.13	51.18	54	-2.81	-	-	48	216	V

\* - indicates frequency in CFR 47, Part 15 and Industry Canada RSS-Restricted Band.

RMS - RMS detection



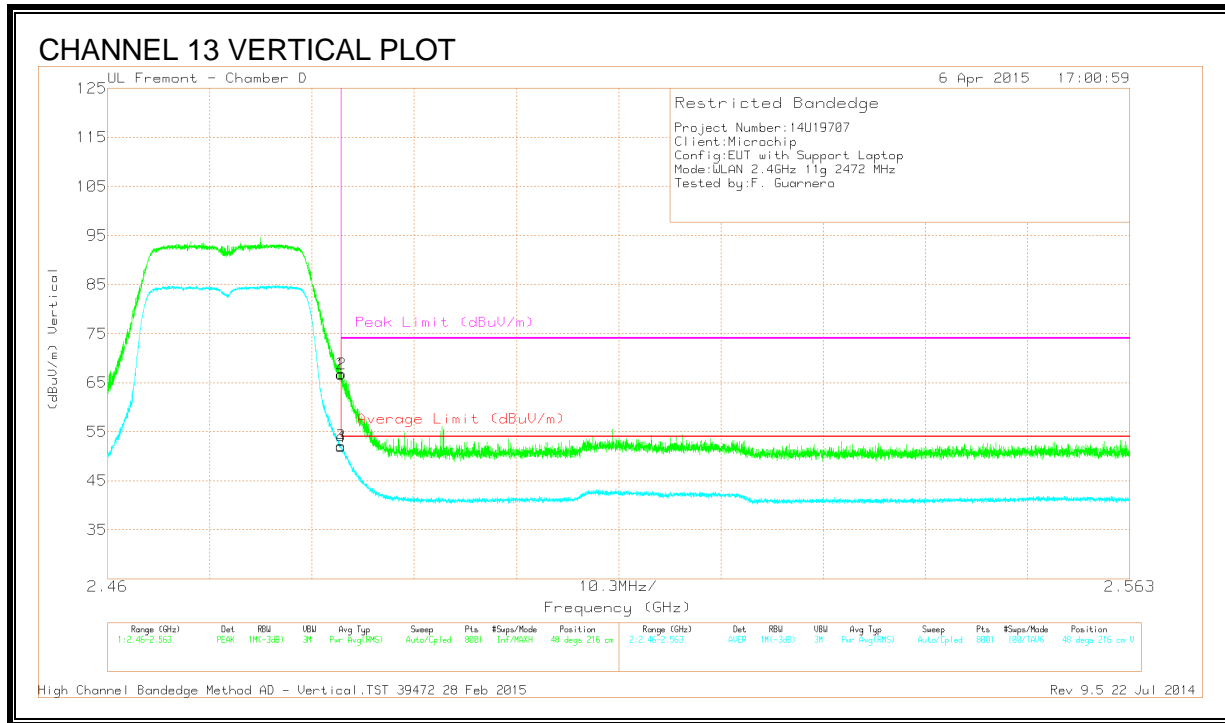
**DATA**

Marker	Frequency (GHz)	Meter Reading (dBuV)	Det	AF T344 (dB/m)	Amp/Cbl /Fitr/Pad (dB)	DC Corr (dB)	Corrected Reading (dBuV/m)	Average Limit (dBuV/m)	Margin (dB)	Peak Limit (dBuV/m)	PK Margin (dB)	Azimuth (Degs)	Height (cm)	Polarity
1	* 2.484	44.63	PK	32.2	-20.8	0	56.03	-	-	74	-17.97	306	242	H
2	* 2.484	45.67	PK	32.2	-20.8	0	57.07	-	-	74	-16.93	306	242	H
3	* 2.484	32.21	RMS	32.2	-20.8	.13	43.74	54	-10.26	-	-	306	242	H
4	* 2.484	32.39	RMS	32.2	-20.8	.13	43.92	54	-10.08	-	-	306	242	H

\* - indicates frequency in CFR 47, Part 15 and Industry Canada RSS-Restricted Band.

PK - Peak detector

RMS - RMS detection



**DATA**

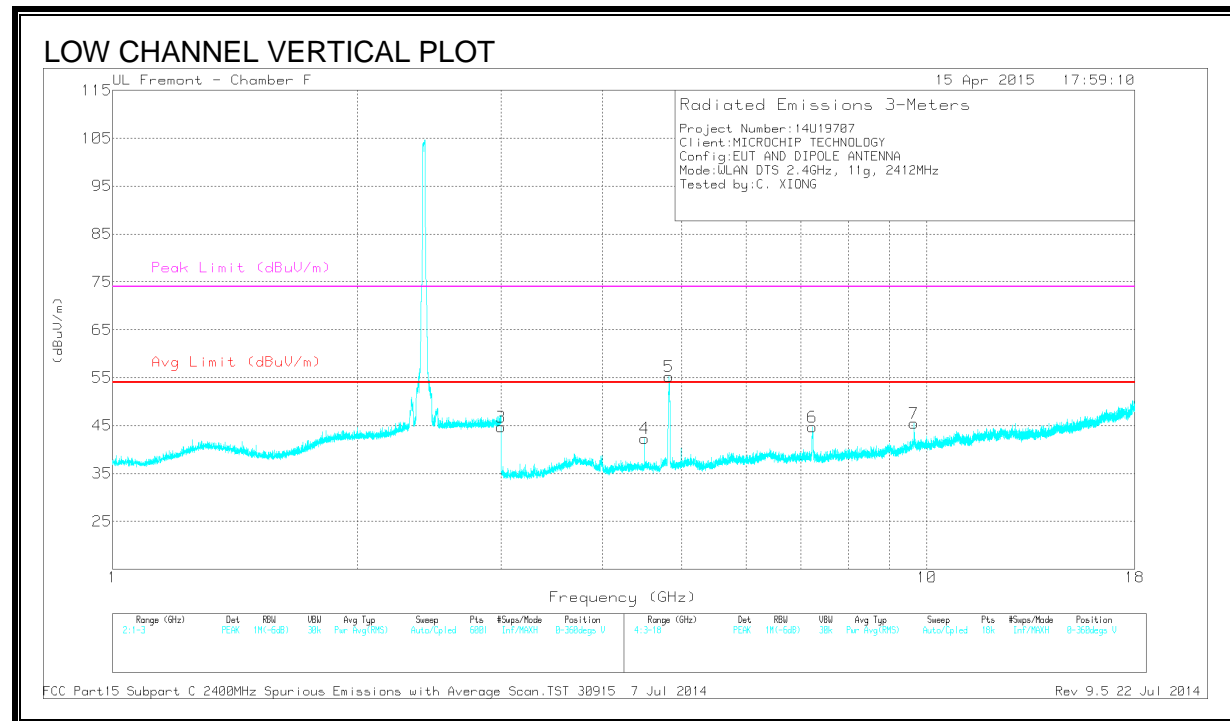
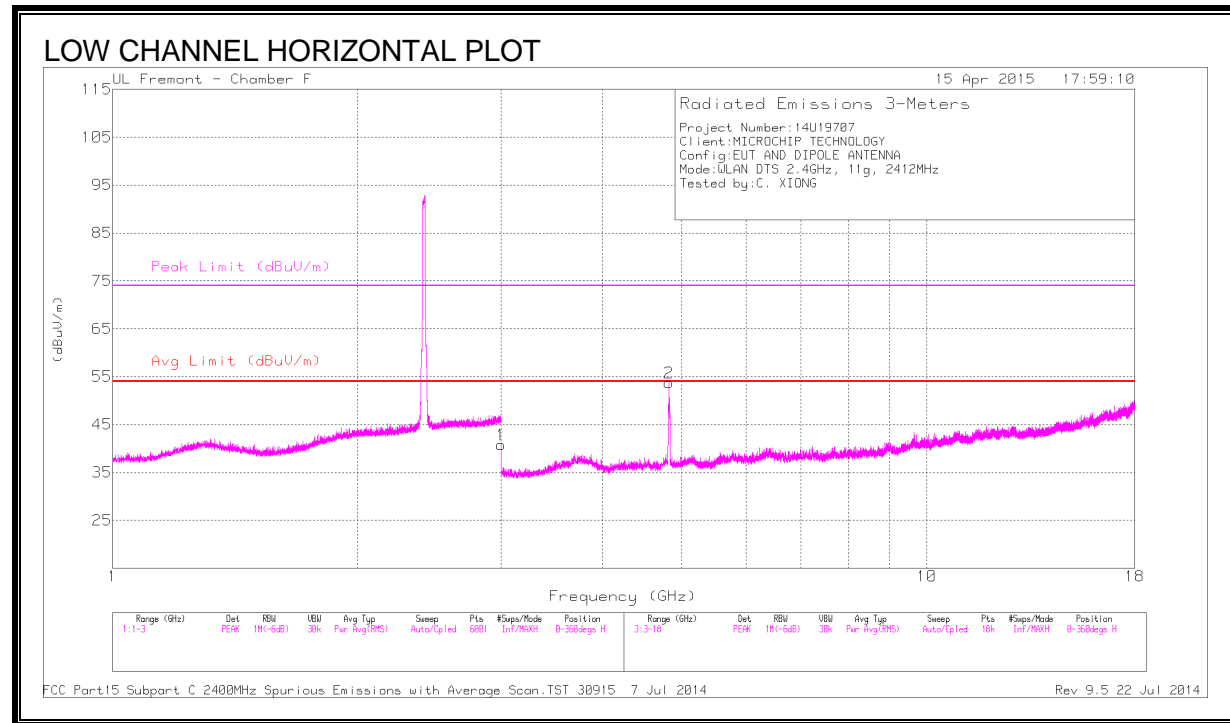
Marker	Frequency (GHz)	Meter Reading (dBuV)	Det	AF T344 (dB/m)	Amp/Cb/ Filtr/Pad (dB)	DC Corr (dB)	Corrected Reading (dBuV/m)	Average Limit (dBuV/m)	Margin (dB)	Peak Limit (dBuV/m)	PK Margin (dB)	Azimuth (Degs)	Height (cm)	Polarity
1	* 2.484	55.24	PK	32.2	-20.8	0	66.64	-	-	74	-7.36	48	216	V
2	* 2.484	55.36	PK	32.2	-20.8	0	66.76	-	-	74	-7.24	48	216	V
3	* 2.484	40.77	RMS	32.2	-20.8	0.13	52.30	54	-1.70	-	-	48	216	V
4	* 2.484	40.47	RMS	32.2	-20.8	0.13	52.00	54	-2.00	-	-	48	216	V

\* - indicates frequency in CFR 47, Part 15 and Industry Canada RSS-Restricted Band.

PK - Peak detector

RMS - RMS detection

**HARMONICS AND SPURIOUS EMISSIONS**



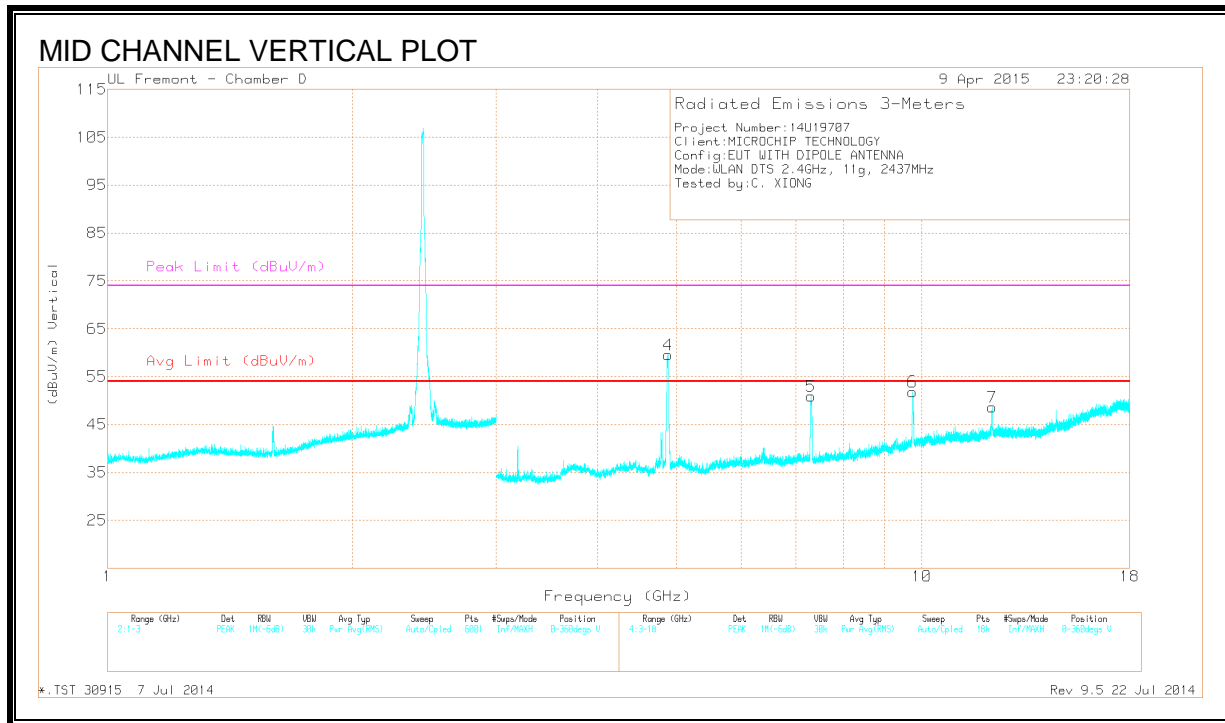
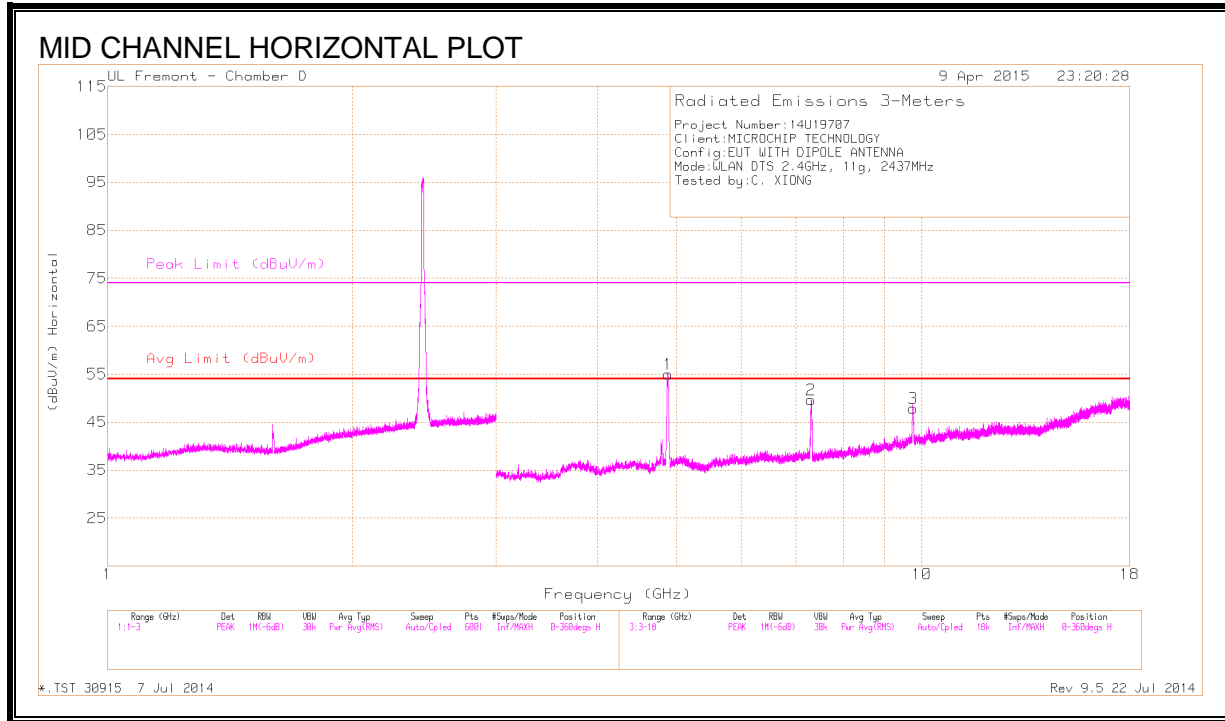
**DATA**

Marker	Frequen cy (GHz)	Meter Reading (dBuV)	Det	AF T120 (dB/m)	Amp/Cbl /Fitr/Pad (db)	DC Corr (dB)	Correcte d Reading (dBuV/m )	Avg Limit (dBuV/m )	Margin (dB)	Peak Limit (dBuV/m )	PK Margin (dB)	Azimuth (Degs)	Height (cm)	Polarity
1	3	43.67	PK2	33.1	-28.3	0	48.47	-	-	-	-	53	159	H
2	* 4.826	55.1	PK2	34.1	-27.6	0	61.6	-	-	74	-12.4	212	113	H
	* 4.825	43.12	MAv1	34.1	-27.6	.13	49.75	54	-4.25	-	-	212	113	H
5	* 4.822	57.16	PK2	34.1	-27.6	0	63.66	-	-	74	-10.34	345	337	V
	* 4.824	45.58	MAv1	34.1	-27.6	.13	52.21	54	-1.79	-	-	345	337	V
3	3	44.43	PK2	33.1	-28.3	0	49.23	-	-	-	-	204	139	V
4	4.5	42.12	PK2	33.9	-28	0	48.02	-	-	74	-25.98	190	194	V
6	7.24	48.05	PK2	35.6	-26.4	0	57.25	-	-	-	-	51	311	V
7	9.649	41.11	PK2	37	-22.2	0	55.91	-	-	-	-	79	202	V

\* - indicates frequency in CFR 47, Part 15 and Industry Canada RSS-Restricted Band.

PK2 - KDB558074 Method: Maximum Peak

MAv1 - KDB558074 Option 1 Maximum RMS Average

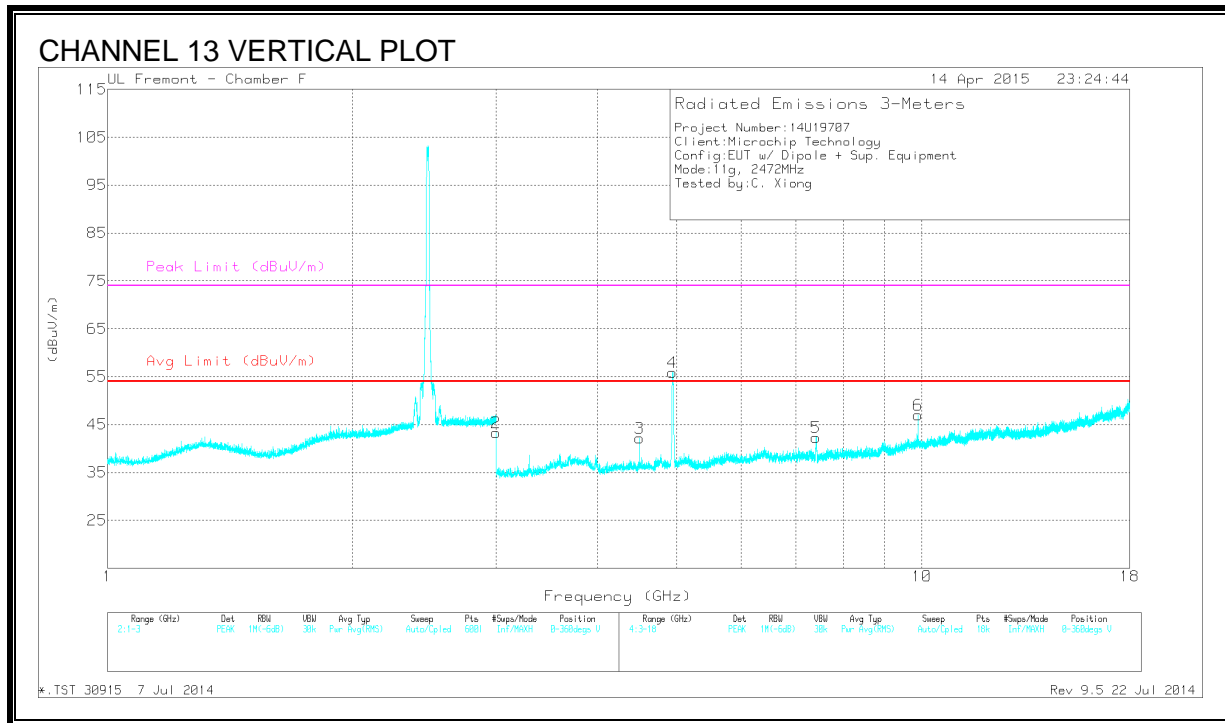
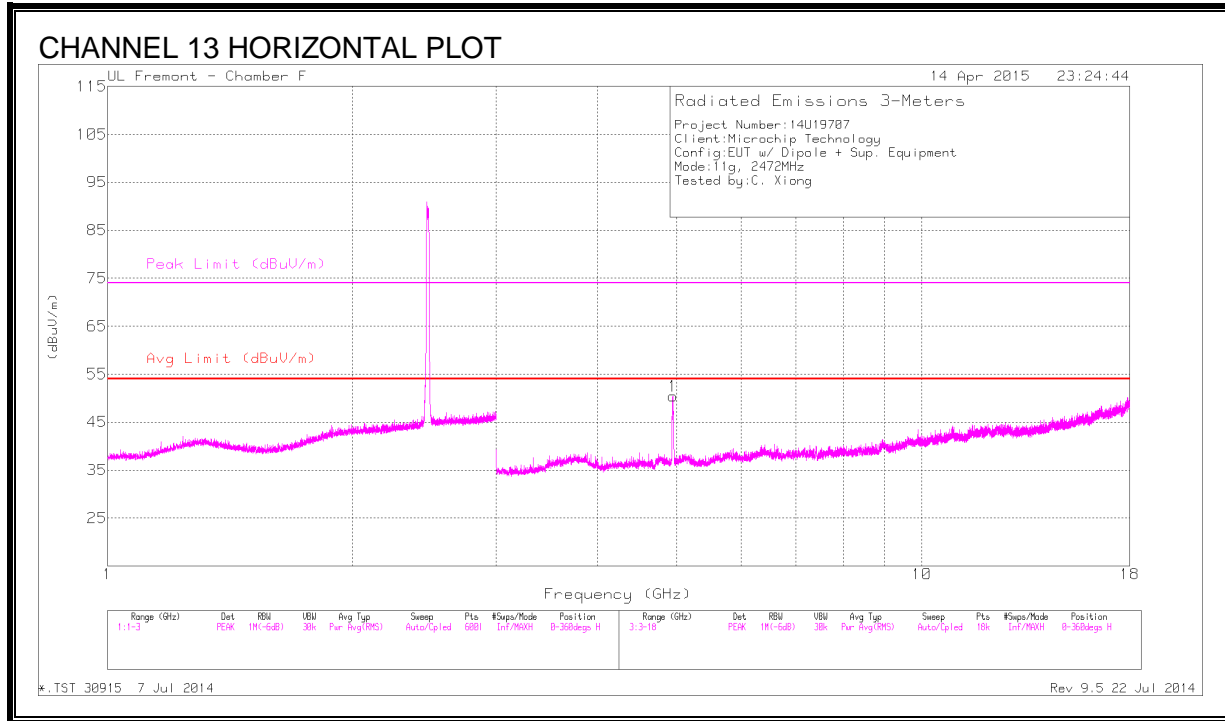




**DATA**

Marker	Frequen cy (GHz)	Meter Reading (dBuV)	Det	AF T344 (dB/m)	Amp/Cbl /Ftr/Pad (dB)	DC Corr (dB)	Correcte d Reading (dBuV/m )	Avg Limit (dBuV/m )	Margin (dB)	Peak Limit (dBuV/m )	PK Margin (dB)	Azimuth (Degs)	Height (cm)	Polarity
1	* 4.875	53.4	PK2	34.1	-28.1	0	59.4	-	-	74	-14.6	150	271	H
	* 4.874	41.67	MAv1	34.1	-28.1	.13	47.8	54	-6.2	-	-	150	271	H
2	* 7.309	41.71	PK2	35.5	-24.8	0	52.41	-	-	74	-21.59	60	202	H
	* 7.31	28.62	MAv1	35.5	-24.8	.13	39.45	54	-14.55	-	-	60	202	H
4	* 4.872	57.52	PK2	34.1	-28.1	0	63.52	-	-	74	-10.48	357	132	V
	* 4.874	44.96	MAv1	34.1	-28.1	.13	51.09	54	-2.91	-	-	357	132	V
5	* 7.301	43.57	PK2	35.5	-24.7	0	54.37	-	-	74	-19.63	59	295	V
	* 7.308	30.68	MAv1	35.5	-24.7	.13	41.61	54	-12.39	-	-	59	295	V
7	* 12.186	34.77	PK2	38.9	-21.5	0	52.17	-	-	74	-21.83	323	220	V
	* 12.185	23.35	MAv1	38.9	-21.6	.13	40.78	54	-13.22	-	-	323	220	V
6	9.745	34.93	PK2	36.9	-21.8	0	50.03	-	-	-	-	59	295	V
3	9.757	34.63	PK2	36.9	-22	0	49.53	-	-	-	-	60	202	H

\* - indicates frequency in CFR 47, Part 15 and Industry Canada RSS-Restricted Band.  
 PK2 - KDB558074 Method: Maximum Peak  
 MAv1 - KDB558074 Option 1 Maximum RMS Average



**DATA**

Marker	Frequen cy (GHz)	Meter Reading (dBuV)	Det	AF T120 (dB/m)	Amp/Cbl /Ftr/Pad (db)	DC Corr (dB)	Correcte d Reading (dBuV/m )	Avg Limit (dBuV/m )	Margin (dB)	Peak Limit (dBuV/m )	PK Margin (dB)	Azimuth (Degs)	Height (cm)	Polarity
1	* 4.948	54.02	PK2	34.1	-28.9	0	59.22	-	-	74	-14.78	12	306	H
	* 4.944	41.88	MAv1	34.1	-28.9	.13	47.21	54	-6.79	-	-	12	306	H
4	* 4.944	60.76	PK2	34.1	-28.9	0	65.96	-	-	74	-8.04	292	226	V
	* 4.944	47.95	MAv1	34.1	-28.8	.13	53.38	54	-.62	-	-	292	226	V
2	3	44.83	PK2	33.1	-28.3	0	49.63	-	-	-	-	209	130	V
3	4.5	42.48	PK2	33.9	-28	0	48.38	-	-	-	-	195	181	V
5	* 7.42	42.88	PK2	35.7	-25.7	0	52.88	-	-	74	-21.12	31	391	V
	* 7.419	29.71	MAv1	35.7	-25.7	.13	39.84	54	-14.16	-	-	31	391	V
6	9.888	39.91	PK2	37.2	-22	0	55.11	-	-	-	-	85	246	V

\* - indicates frequency in CFR 47, Part 15 and Industry Canada RSS-Restricted Band.

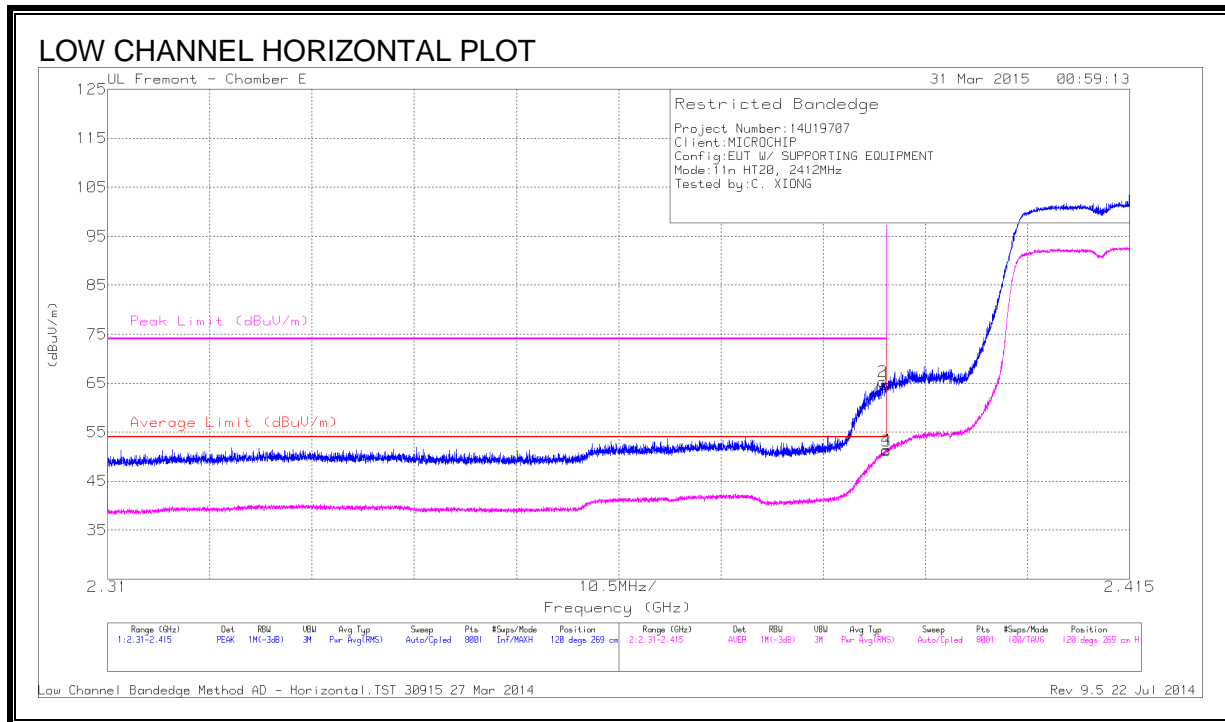
PK2 - KDB558074 Method: Maximum Peak

MAv1 - KDB558074 Option 1 Maximum RMS Average

## 10.4. 802.11n HT20 1Tx MODE IN THE 2.4 GHz BAND

### 10.4.1. PIFA

#### RESTRICTED BANDEDGE



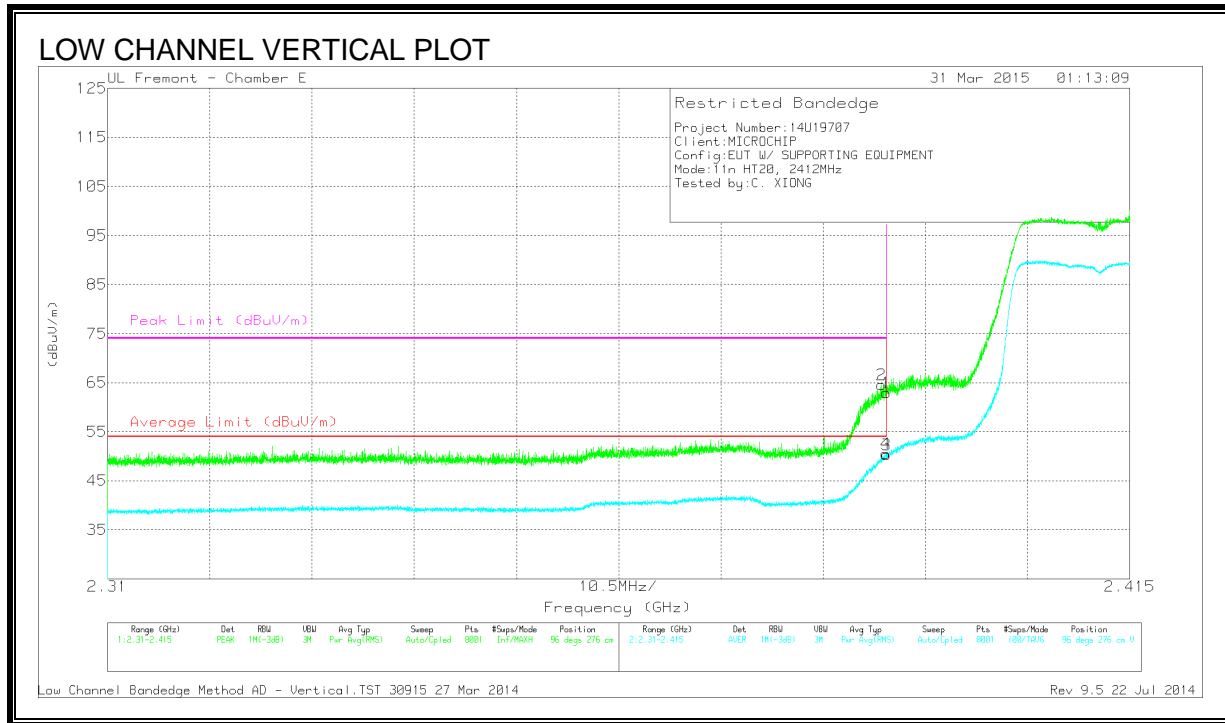
#### DATA

Marker	Frequency (GHz)	Meter Reading (dBuV)	Det	AF T346 (dB/m)	Amp/Cb/ Fitr/Pad (dB)	DC Corr (dB)	Corrected Reading (dBuV/m)	Average Limit (dBuV/m)	Margin (dB)	Peak Limit (dBuV/m)	PK Margin (dB)	Azimuth (Degs)	Height (cm)	Polarity
1	* 2.39	57.31	PK	32.1	-24.7	0	64.71	-	-	74	-9.29	120	269	H
2	* 2.39	57.96	PK	32.1	-24.7	0	65.36	-	-	74	-8.64	120	269	H
3	* 2.39	43.74	RMS	32.1	-24.7	0.13	51.27	54	-2.73	-	-	120	269	H
4	* 2.39	44.01	RMS	32.1	-24.7	0.13	51.54	54	-2.46	-	-	120	269	H

\* - indicates frequency in CFR 47, Part 15 and Industry Canada RSS-Restricted Band.

PK - Peak detector

RMS - RMS detection



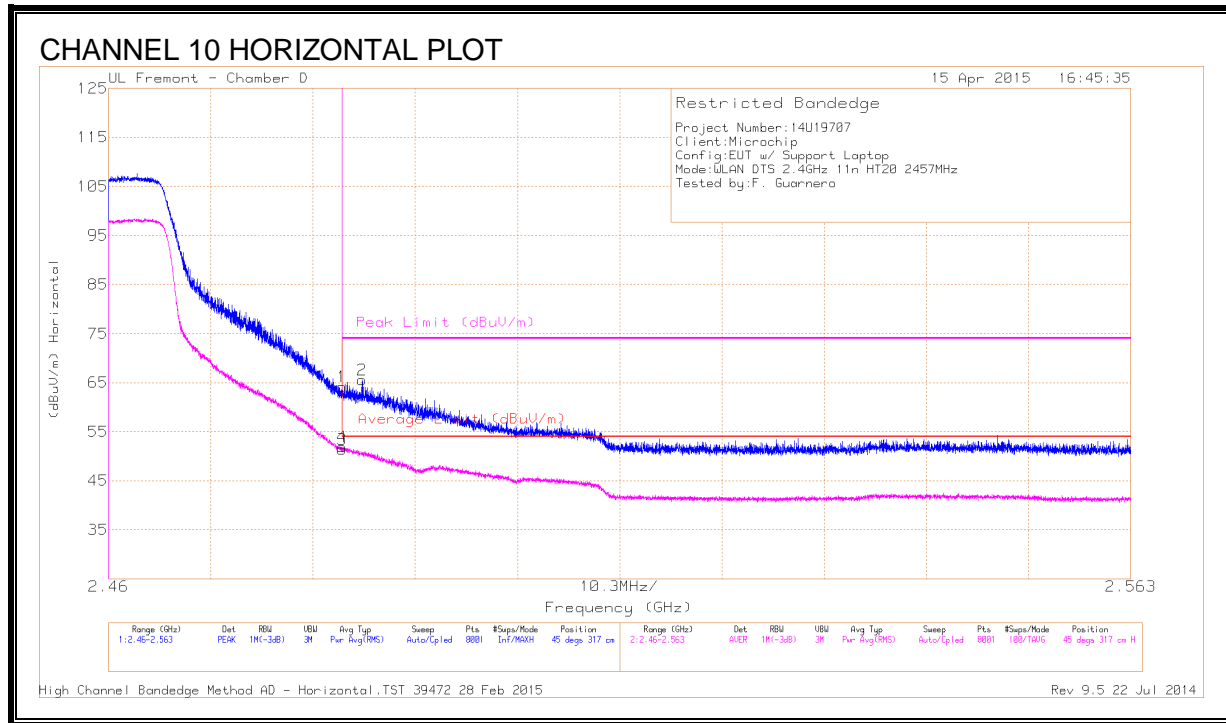
**DATA**

Marker	Frequency (GHz)	Meter Reading (dBuV)	Det	AF T346 (dB/m)	Amp/Cb/ Fitr/Pad (dB)	DC Corr (dB)	Corrected Reading (dBuV/m)	Average Limit (dBuV/m)	Margin (dB)	Peak Limit (dBuV/m)	PK Margin (dB)	Azimuth (Degs)	Height (cm)	Polarity
1	* 2.39	55.53	PK	32.1	-24.7	0	62.93	-	-	74	-11.07	96	276	V
2	* 2.39	57.17	PK	32.1	-24.7	0	64.57	-	-	74	-9.43	96	276	V
3	* 2.39	42.87	RMS	32.1	-24.7	0.13	50.40	54	-3.60	-	-	96	276	V
4	* 2.39	43.13	RMS	32.1	-24.7	0.13	50.66	54	-3.34	-	-	96	276	V

\* - indicates frequency in CFR 47, Part 15 and Industry Canada RSS-Restricted Band.

PK - Peak detector

RMS - RMS detection



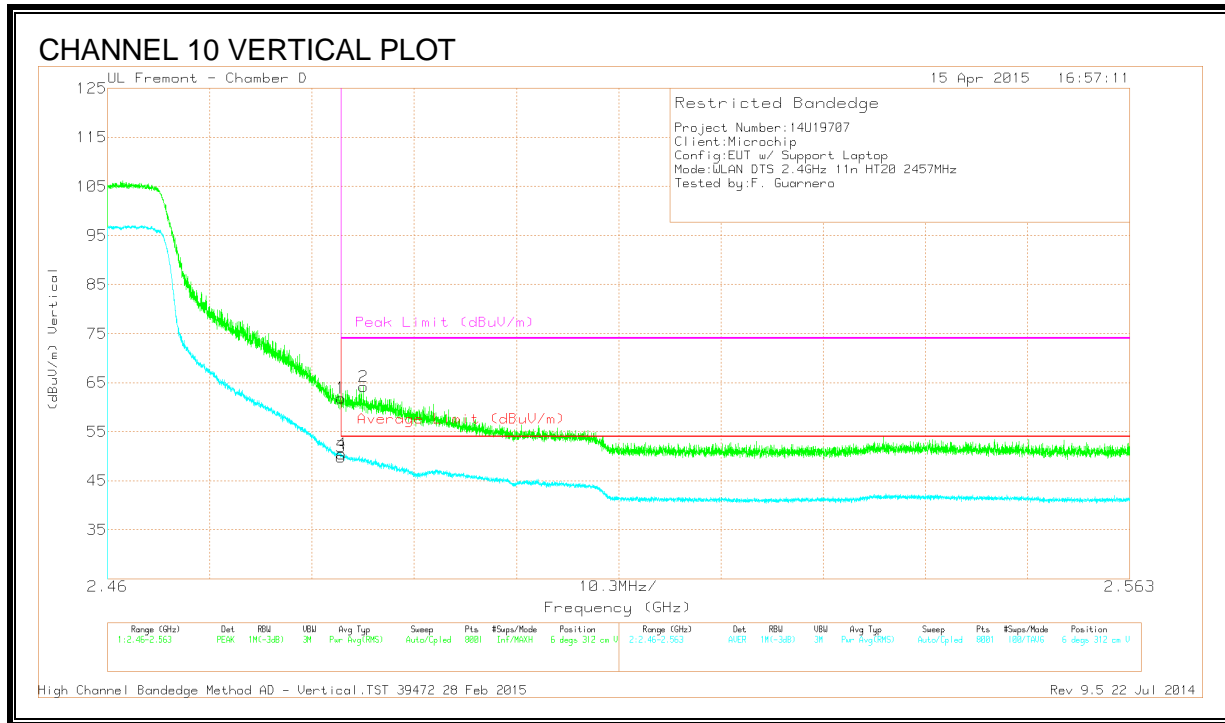
**DATA**

Marker	Frequency (GHz)	Meter Reading (dBuV)	Det	AF T344 (dB/m)	Amp/Cb/ Filt/Pad (dB)	DC Corr (dB)	Corrected Reading (dBuV/m)	Average Limit (dBuV/m)	Margin (dB)	Peak Limit (dBuV/m)	PK Margin (dB)	Azimuth (Degs)	Height (cm)	Polarity
1	* 2.484	52.8	PK	32.2	-20.8	0	64.2	-	-	74	-9.8	45	317	H
2	* 2.486	54.16	PK	32.2	-20.8	0	65.56	-	-	74	-8.44	45	317	H
3	* 2.484	39.98	RMS	32.2	-20.8	0.13	51.51	54	-2.49	-	-	45	317	H
4	* 2.484	40.45	RMS	32.2	-20.8	0.13	51.98	54	-2.02	-	-	45	317	H

\* - indicates frequency in CFR 47, Part 15 and Industry Canada RSS-Restricted Band.

PK - Peak detector

RMS - RMS detection



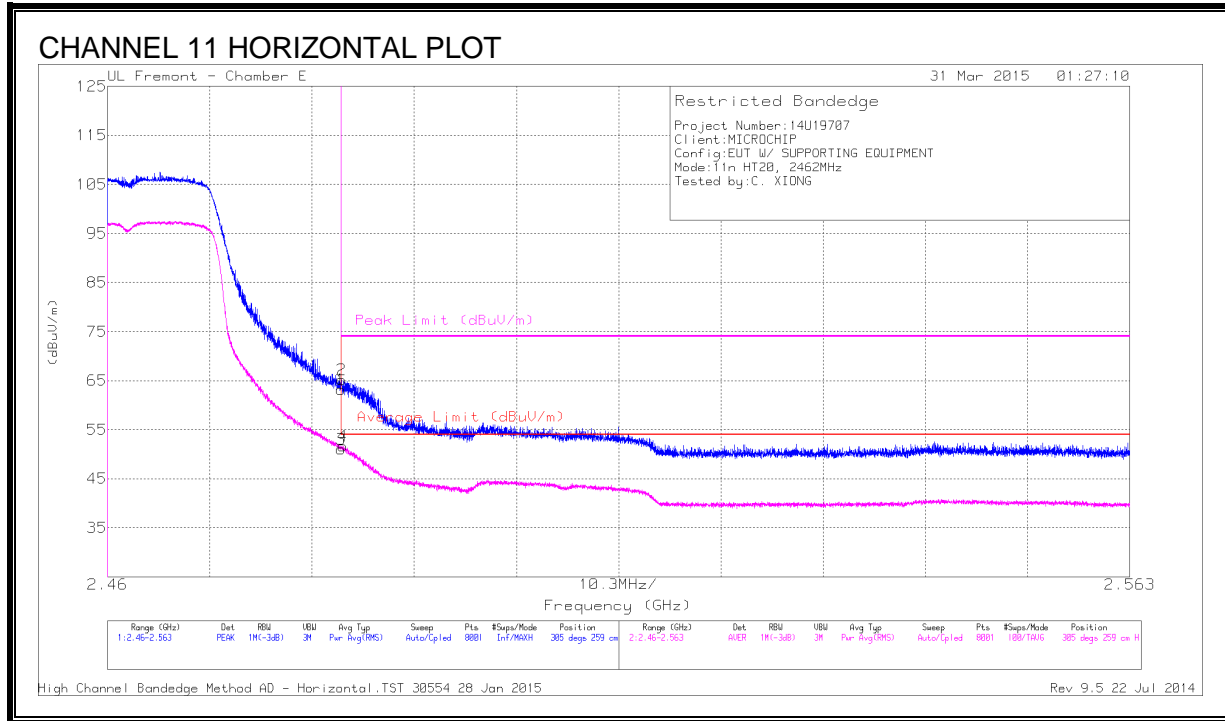
**DATA**

Marker	Frequency (GHz)	Meter Reading (dBuV)	Det	AF T344 (dB/m)	Amp/Cbl/ Filt/Pad (dB)	DC Corr (dB)	Corrected Reading (dBuV/m)	Average Limit (dBuV/m)	Margin (dB)	Peak Limit (dBuV/m)	PK Margin (dB)	Azimuth (Degs)	Height (cm)	Polarity
1	* 2.484	50.5	PK	32.2	-20.8	0	61.9	-	-	74	-12.1	6	312	V
3	* 2.484	38.46	RMS	32.2	-20.8	0.13	49.99	54	-4.01	-	-	6	312	V
4	* 2.484	39.08	RMS	32.2	-20.8	0.13	50.61	54	-3.39	-	-	6	312	V
2	* 2.486	52.75	PK	32.2	-20.8	0	64.15	-	-	74	-9.85	6	312	V

\* - indicates frequency in CFR 47, Part 15 and Industry Canada RSS-Restricted Band.

PK - Peak detector

RMS - RMS detection



**DATA**

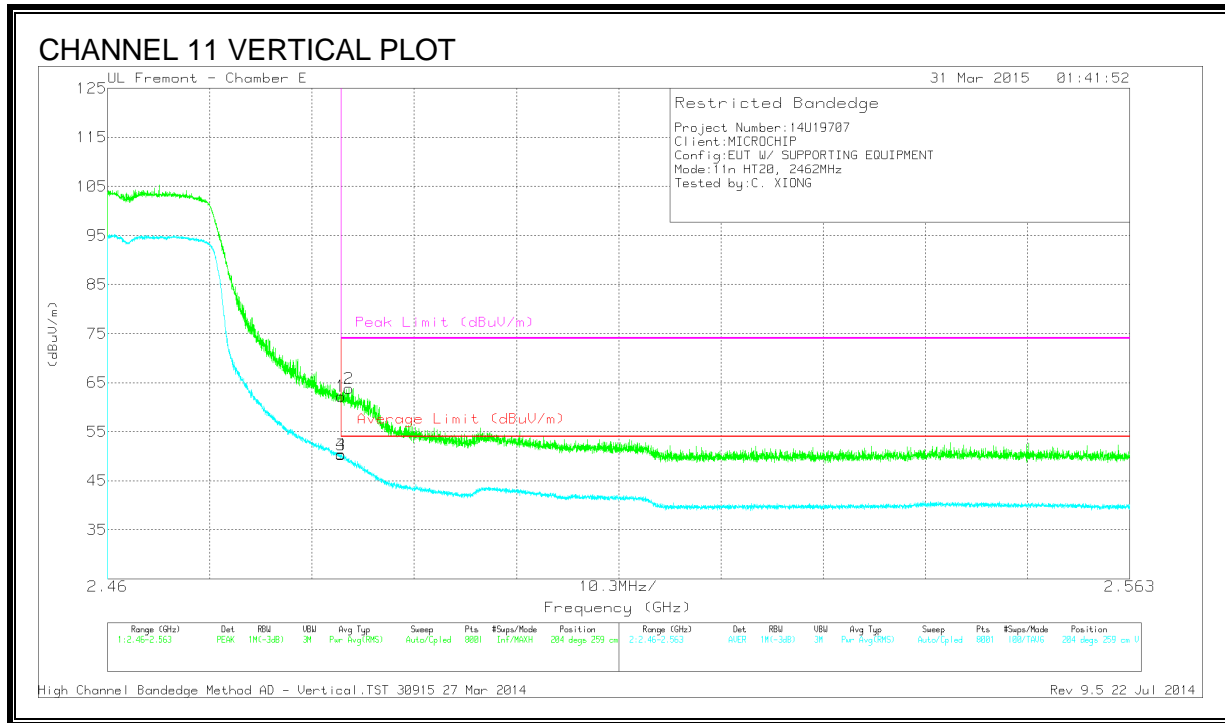
Marker	Frequency (GHz)	Meter Reading (dBuV)	Det	AF T346 (dB/m)	Amp/Cb/ Filt/Pad (dB)	DC Corr (dB)	Corrected Reading (dBuV/m)	Average Limit (dBuV/m)	Margin (dB)	Peak Limit (dBuV/m)	PK Margin (dB)	Azimuth (Degs)	Height (cm)	Polarity
1	* 2.484	55.31	PK	32.2	-24.3	0	63.21	-	-	74	-10.79	305	259	H
2	* 2.484	57.29	PK	32.2	-24.3	0	65.19	-	-	74	-8.81	305	259	H
3	* 2.484	43.18	RMS	32.2	-24.3	0.13	51.21	54	-2.79	-	-	305	259	H
4	* 2.484	43.71	RMS	32.2	-24.3	0.13	51.74	54	-2.26	-	-	305	259	H

\* - indicates frequency in CFR 47, Part 15 and Industry Canada RSS-Restricted Band.

PK - Peak detector

RMS - RMS detection





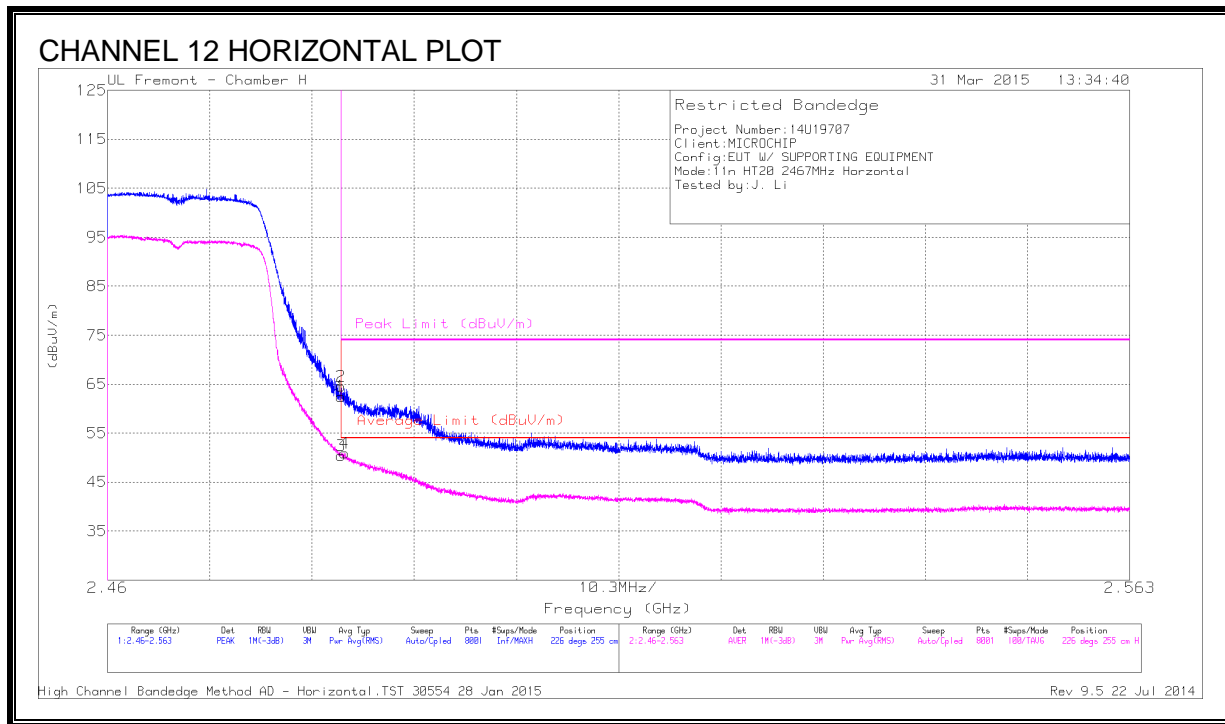
**DATA**

Marker	Frequency (GHz)	Meter Reading (dBuV)	Det	AF T346 (dB/m)	Amp/Cb/ Filtr/Pad (dB)	DC Corr (dB)	Corrected Reading (dBuV/m)	Average Limit (dBuV/m)	Margin (dB)	Peak Limit (dBuV/m)	PK Margin (dB)	Azimuth (Degs)	Height (cm)	Polarity
1	* 2.484	54.37	PK	32.2	-24.3	0	62.27	-	-	74	-11.73	204	259	V
2	* 2.484	55.94	PK	32.2	-24.3	0	63.84	-	-	74	-10.16	204	259	V
3	* 2.484	42.42	RMS	32.2	-24.3	0.13	50.45	54	-3.53	-	-	204	259	V
4	* 2.484	42.5	RMS	32.2	-24.3	0.13	50.53	54	-3.47	-	-	204	259	V

\* - indicates frequency in CFR 47, Part 15 and Industry Canada RSS-Restricted Band.

PK - Peak detector

RMS - RMS detection



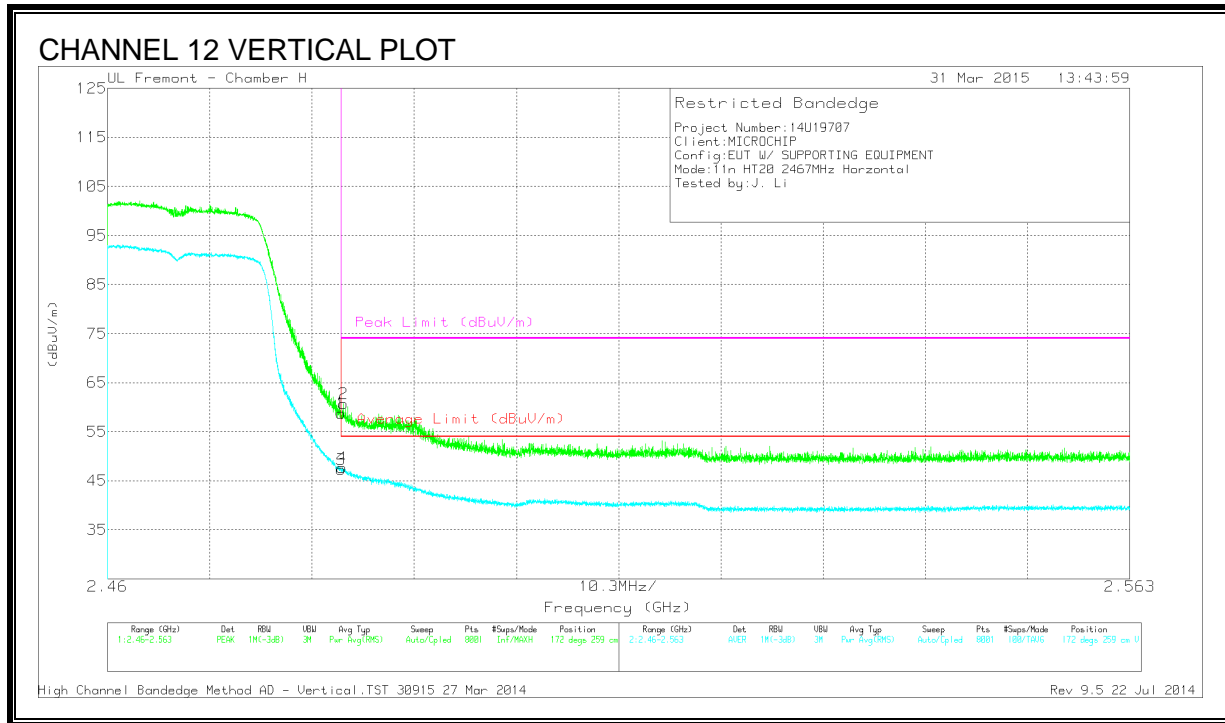
**DATA**

Marker	Frequency (GHz)	Meter Reading (dBuV)	Det	AF T863 (dB/m)	Amp/Cb/ Ftr/Pad (dB)	DC Corr (dB)	Corrected Reading (dBuV/m)	Average Limit (dBuV/m)	Margin (dB)	Peak Limit (dBuV/m)	PK Margin (dB)	Azimuth (Degs)	Height (cm)	Polarity
1	* 2.484	54.82	PK	32.2	-24.5	0	62.52	-	-	74	-11.48	226	255	H
2	* 2.484	56.92	PK	32.2	-24.5	0	64.62	-	-	74	-9.38	226	255	H
3	* 2.484	42.71	RMS	32.2	-24.5	0.13	50.54	54	-3.46	-	-	226	255	H
4	* 2.484	43.25	RMS	32.2	-24.5	0.13	51.08	54	-2.92	-	-	226	255	H

\* - indicates frequency in CFR 47, Part 15 and Industry Canada RSS-Restricted Band.

PK - Peak detector

RMS - RMS detection



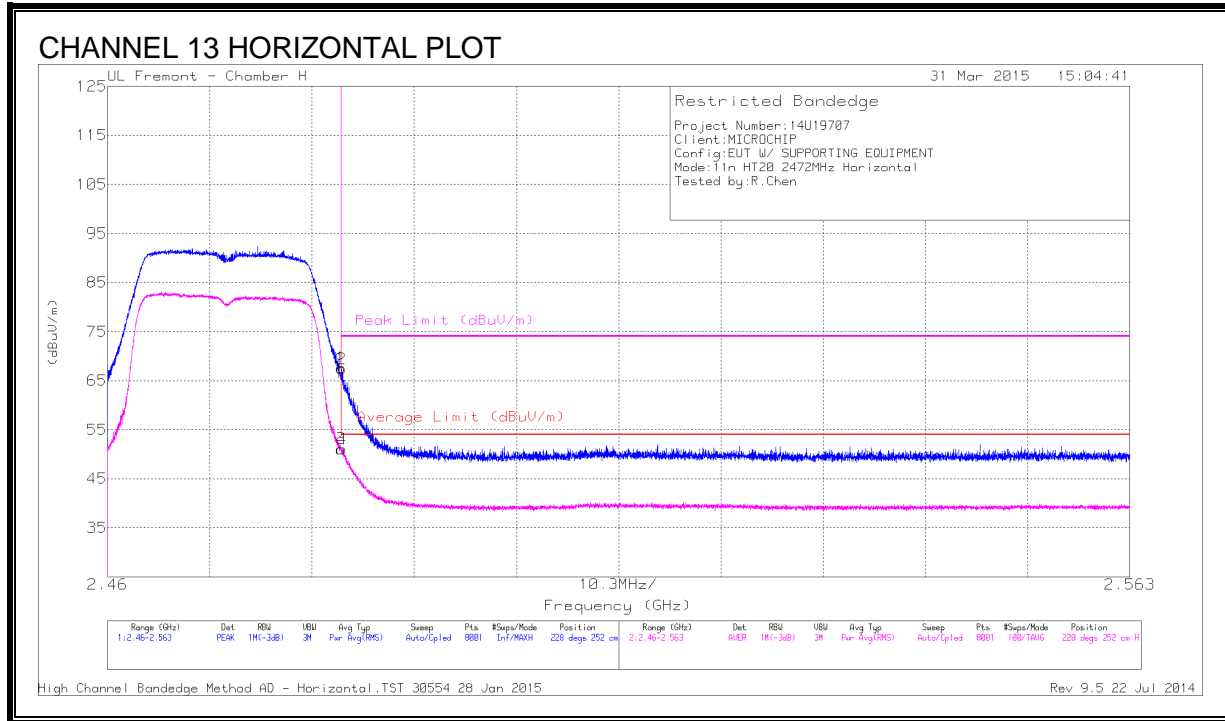
**DATA**

Marker	Frequency (GHz)	Meter Reading (dBuV)	Det	AF T863 (dB/m)	Amp/Cbl/Filtr/Pad (dB)	DC Corr (dB)	Corrected Reading (dBuV/m)	Average Limit (dBuV/m)	Margin (dB)	Peak Limit (dBuV/m)	PK Margin (dB)	Azimuth (Degs)	Height (cm)	Polarity
1	* 2.484	51.04	PK	32.2	-24.5	0	58.74	-	-	74	-15.26	172	259	V
2	* 2.484	53.07	PK	32.2	-24.5	0	60.77	-	-	74	-13.23	172	259	V
3	* 2.484	39.65	RMS	32.2	-24.5	0.13	47.48	54	-6.52	-	-	172	259	V
4	* 2.484	39.93	RMS	32.2	-24.5	0.13	47.76	54	-6.24	-	-	172	259	V

\* - indicates frequency in CFR 47, Part 15 and Industry Canada RSS-Restricted Band.

PK - Peak detector

RMS - RMS detection



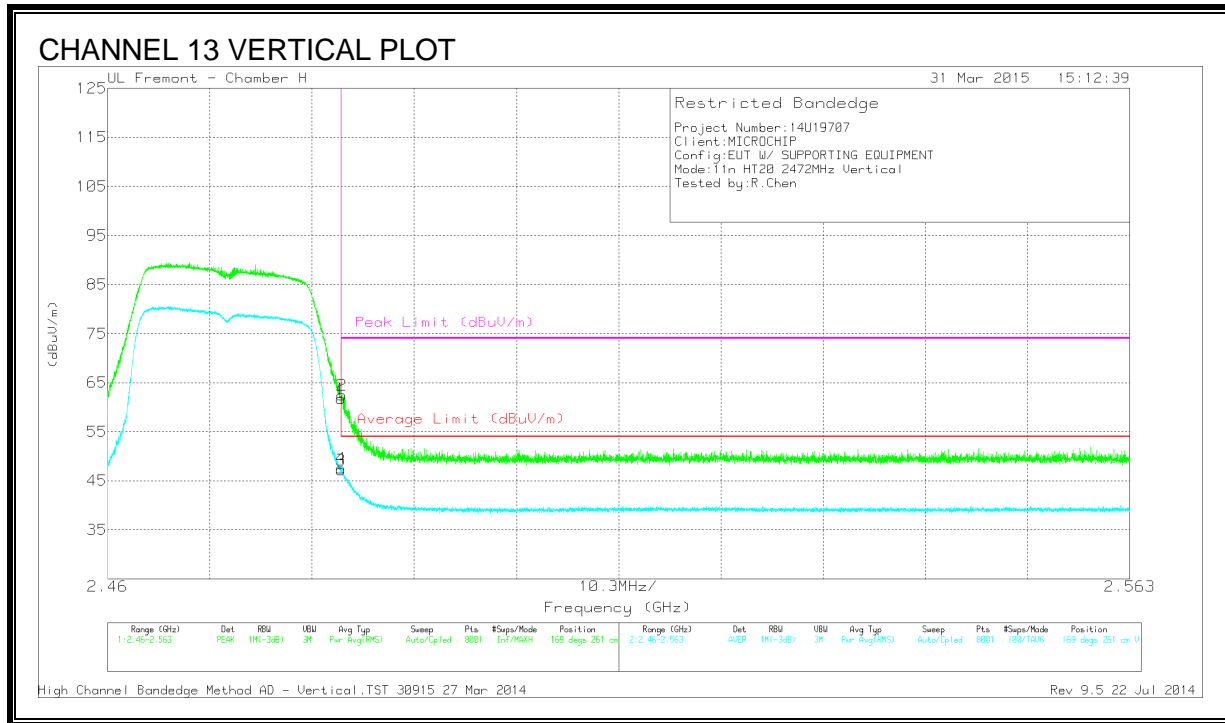
**DATA**

Marker	Frequency (GHz)	Meter Reading (dBuV)	Det	AF T863 (dB/m)	Amp/Cb/ Fitr/Pad (dB)	DC Corr (dB)	Corrected Reading (dBuV/m)	Average Limit (dBuV/m)	Margin (dB)	Peak Limit (dBuV/m)	PK Margin (dB)	Azimuth (Degs)	Height (cm)	Polarity
1	* 2.484	59.95	PK	32.2	-24.5	0	67.65	-	-	74	-6.35	228	252	H
2	* 2.484	59.78	PK	32.2	-24.5	0	67.48	-	-	74	-6.52	228	252	H
3	* 2.484	43.4	RMS	32.2	-24.5	0.13	51.23	54	-2.77	-	-	228	252	H
4	* 2.484	43.39	RMS	32.2	-24.5	0.13	51.22	54	-2.78	-	-	228	252	H

\* - indicates frequency in CFR 47, Part 15 and Industry Canada RSS-Restricted Band.

PK - Peak detector

RMS - RMS detection



**DATA**

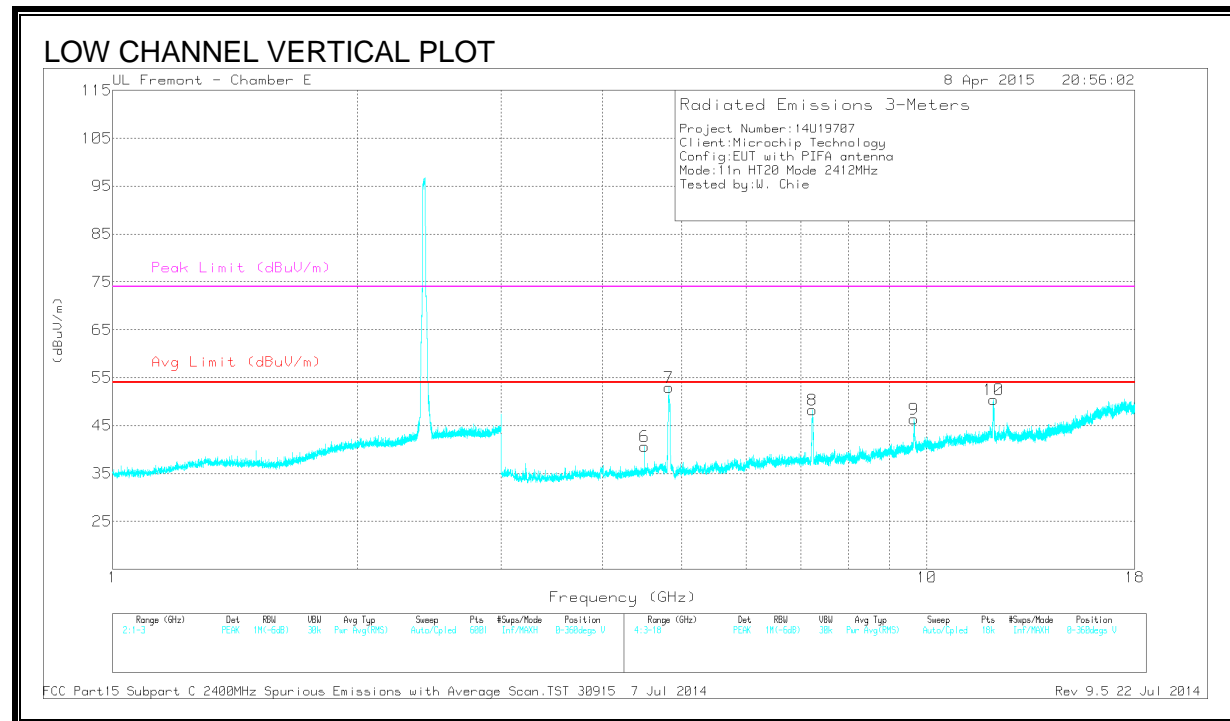
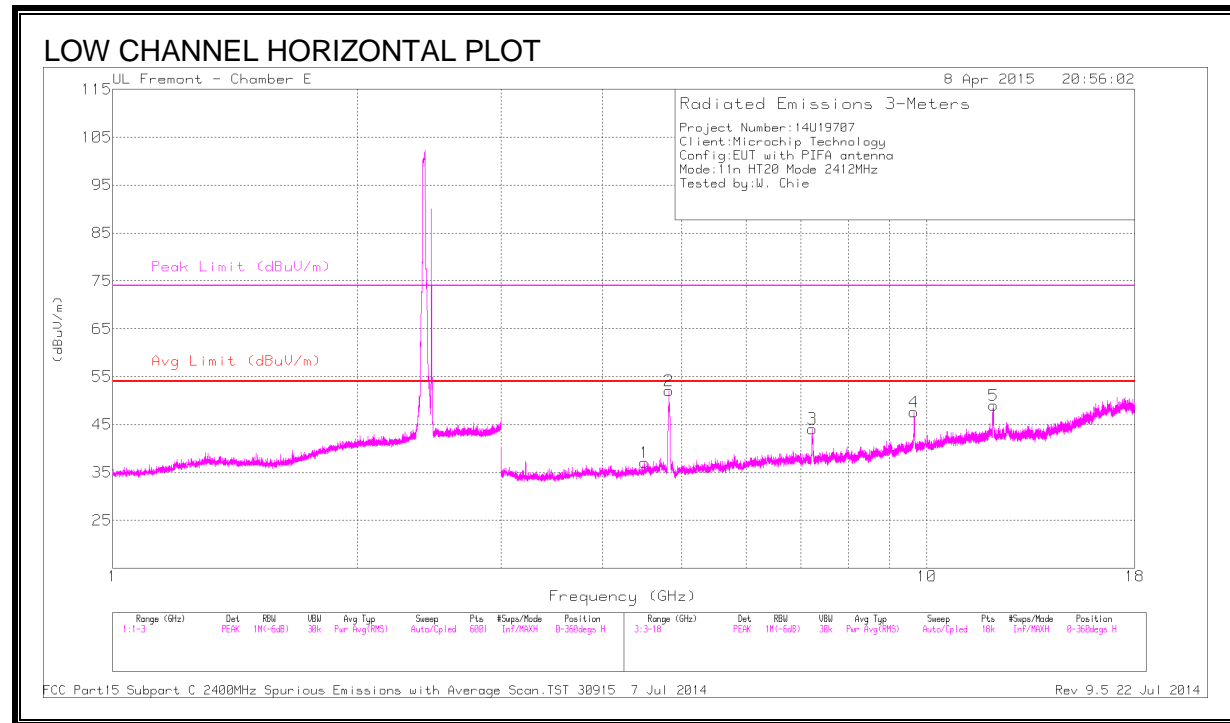
Marker	Frequency (GHz)	Meter Reading (dBuV)	Det	AF T863 (dB/m)	Amp/Cbl/Filtr/Pad (dB)	DC Corr (dB)	Corrected Reading (dBuV/m)	Average Limit (dBuV/m)	Margin (dB)	Peak Limit (dBuV/m)	PK Margin (dB)	Azimuth (Degs)	Height (cm)	Polarity
1	* 2.484	53.98	PK	32.2	-24.5	0	61.68	-	-	74	-12.32	169	261	V
2	* 2.484	54.79	PK	32.2	-24.5	0	62.49	-	-	74	-11.51	169	261	V
3	* 2.484	39.45	RMS	32.2	-24.5	0.13	47.128	54	-6.72	-	-	169	261	V
4	* 2.484	39.86	RMS	32.2	-24.5	0.13	47.69	54	-6.31	-	-	169	261	V

\* - indicates frequency in CFR 47, Part 15 and Industry Canada RSS-Restricted Band.

PK - Peak detector

RMS - RMS detection

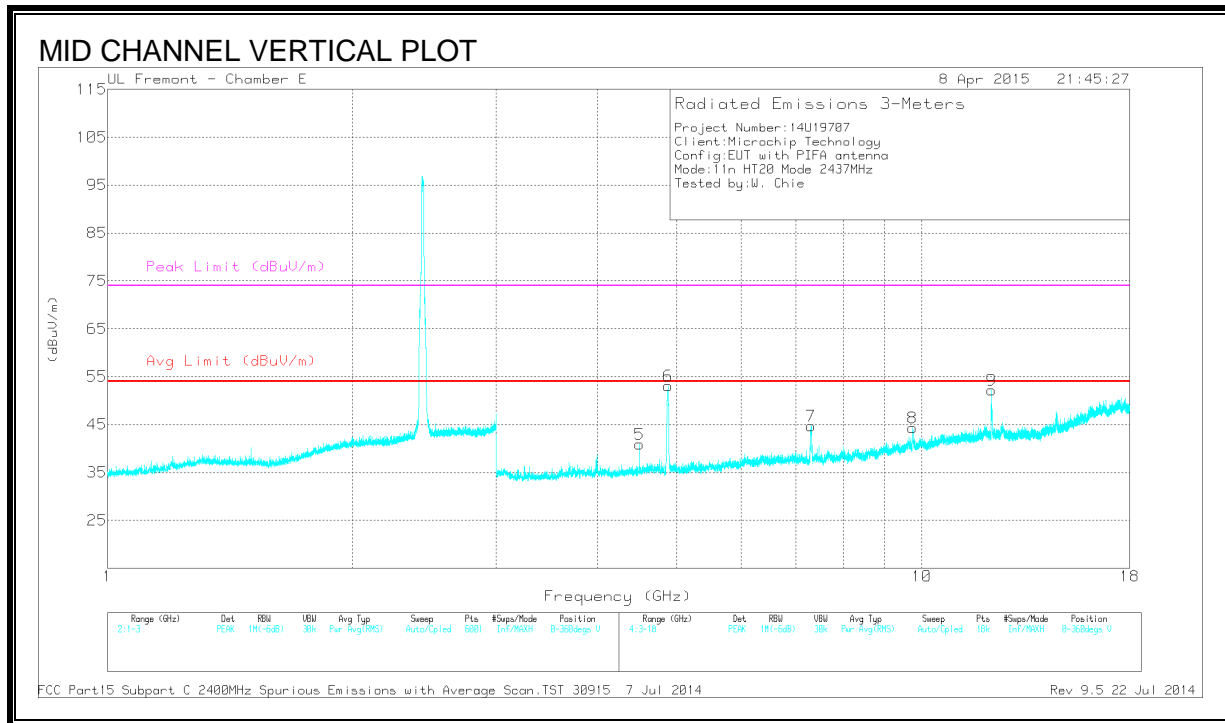
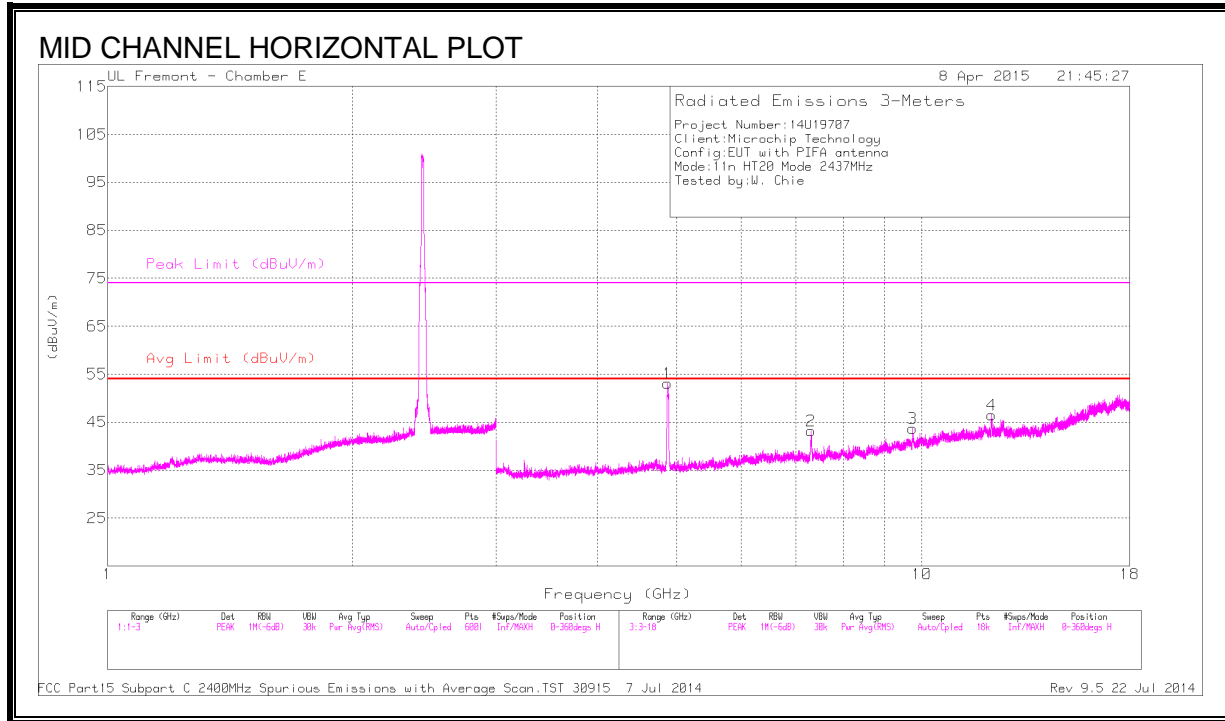
**HARMONICS AND SPURIOUS EMISSIONS**



**DATA**

Marker	Frequency (GHz)	Meter Reading (dBuV)	Det	AF T346 (dB/m)	Amp/Cbl /Fitr/Pad (dB)	DC Corr (dB)	Corrected Reading (dBuV/m)	Avg Limit (dBuV/m)	Margin (dB)	Peak Limit (dBuV/m)	PK Margin (dB)	Azimuth (Degs)	Height (cm)	Polarity
2	* 4.823	56.95	PK2	34.1	-31.2	0	59.85	-	-	74	-14.15	203	144	H
	* 4.823	44.49	MAv1	34.1	-31.2	.13	47.52	54	-6.48	-	-	203	144	H
5	* 12.08	50.44	PK2	38.6	-24.3	0	64.74	-	-	74	-9.26	71	244	H
	* 12.079	30.86	MAv1	38.6	-24.3	.13	45.29	54	-8.71	-	-	71	244	H
7	* 4.823	57.44	PK2	34.1	-31.2	0	60.34	-	-	74	-13.66	24	214	V
	* 4.823	45.81	MAv1	34.1	-31.2	.13	48.84	54	-5.16	-	-	24	214	V
10	* 12.074	50.2	PK2	38.6	-24.4	0	64.4	-	-	74	-9.6	61	139	V
	* 12.068	32.24	MAv1	38.6	-24.4	.13	46.57	54	-7.43	-	-	61	139	V
1	4.5	43.3	PK2	34	-31.4	0	45.9	-	-	-	-	104	243	H
6	4.5	43.56	PK2	34	-31.4	0	46.16	-	-	-	-	185	237	V
8	7.236	42.03	PK2	35.5	-28.5	0	49.03	-	-	-	-	58	238	V
3	7.238	41.03	PK2	35.5	-28.4	0	48.13	-	-	-	-	40	249	H
4	9.648	44.2	PK2	36.9	-23.9	0	57.2	-	-	-	-	131	177	H
9	9.649	37.76	PK2	36.9	-23.9	0	50.76	-	-	-	-	89	173	V

\* - indicates frequency in CFR 47, Part 15 and Industry Canada RSS-Restricted Band.  
 PK2 - KDB558074 Method: Maximum Peak  
 MAv1 - KDB558074 Option 1 Maximum RMS Average

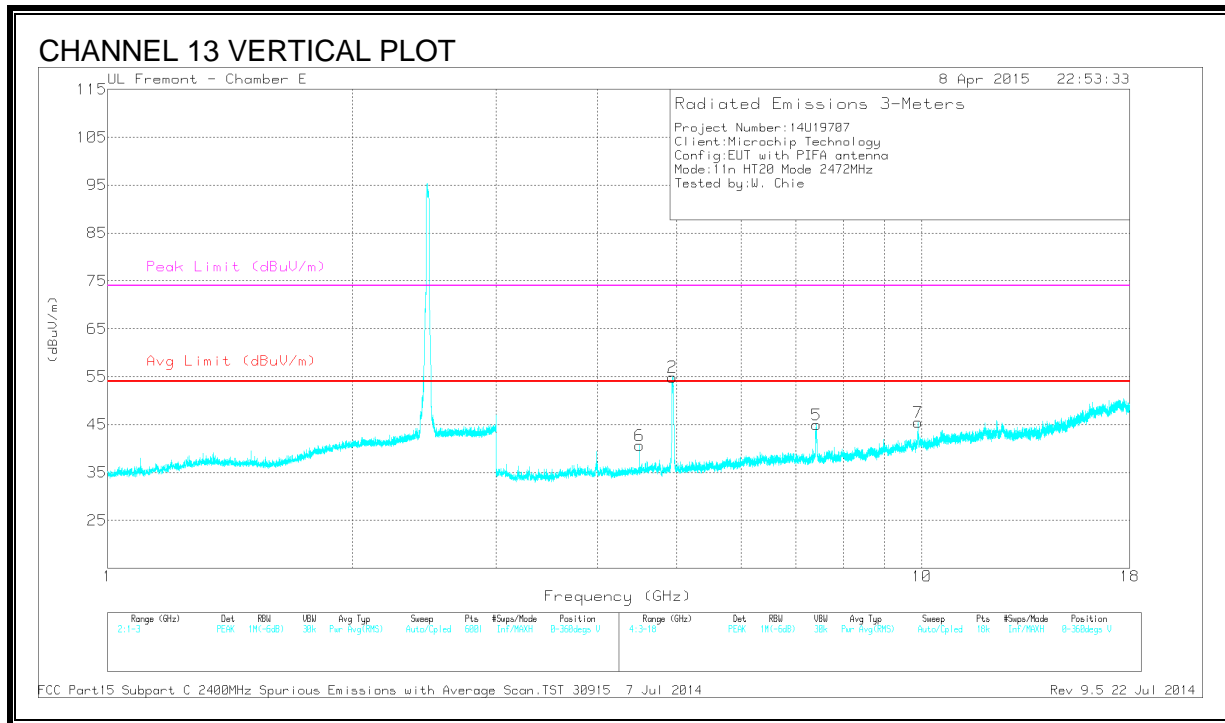
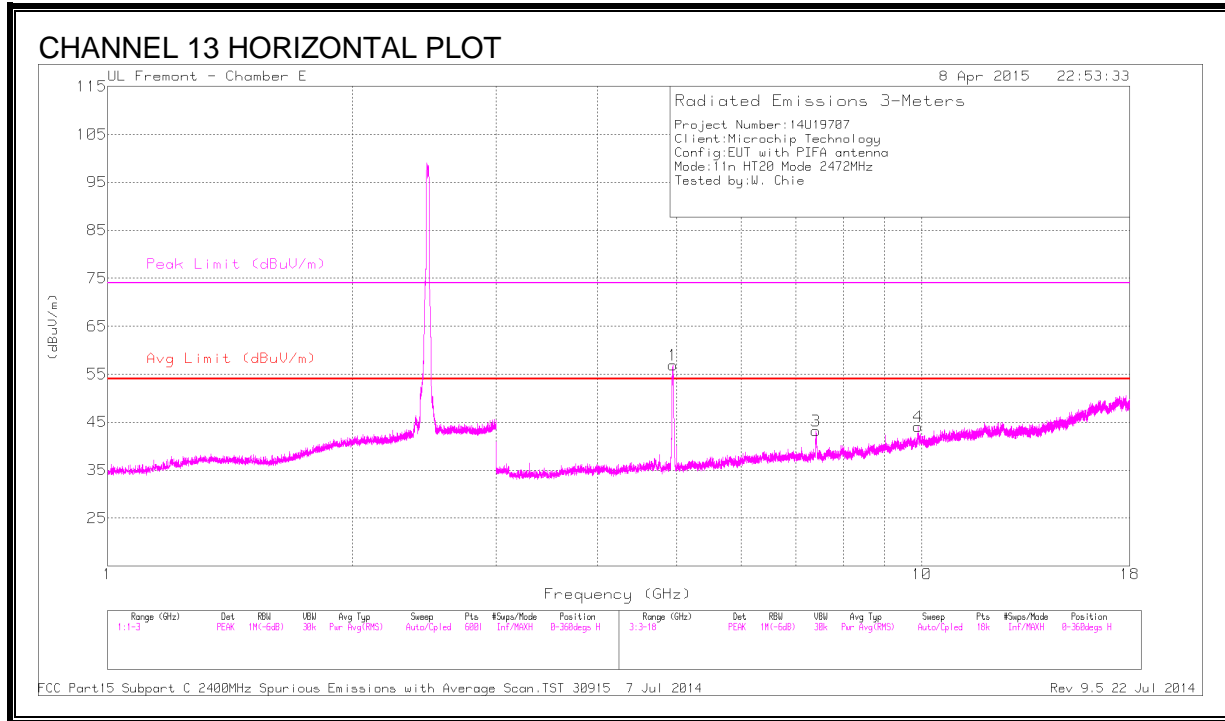




**DATA**

Marker	Frequency (GHz)	Meter Reading (dBuV)	Det	AF T346 (dB/m)	Amp/Cbl /Filtr/Pad (dB)	DC Corr (dB)	Corrected Reading (dBuV/m)	Avg Limit (dBuV/m)	Margin (dB)	Peak Limit (dBuV/m)	PK Margin (dB)	Azimuth (Degs)	Height (cm)	Polarity
1	* 4.878	59.22	PK2	34.1	-31	0	62.32	-	-	74	-11.68	68	246	H
	* 4.875	47.3	MAv1	34.1	-31	.13	50.53	54	-3.47	-	-	68	246	H
2	* 7.306	44.32	PK2	35.5	-28	0	51.82	-	-	74	-22.18	126	314	H
	* 7.309	31.75	MAv1	35.5	-27.9	.13	39.48	54	-14.52	-	-	126	314	H
4	* 12.177	46.03	PK2	38.7	-24.3	0	60.43	-	-	74	-13.57	66	180	H
	* 12.18	29.79	MAv1	38.7	-24.3	.13	44.32	54	-9.68	-	-	66	180	H
6	* 4.878	58.2	PK2	34.1	-31	0	61.3	-	-	74	-12.7	27	292	V
	* 4.875	47.09	MAv1	34.1	-31	.13	50.32	54	-3.68	-	-	27	292	V
5	4.5	43.7	PK2	34	-31.4	0	46.3	-	-	74	-27.7	127	151	V
7	* 7.293	48.04	PK2	35.5	-28.1	0	55.44	-	-	74	-18.56	13	244	V
	* 7.311	35.25	MAv1	35.5	-27.9	.13	42.98	54	-11.02	-	-	13	244	V
9	* 12.164	49.81	PK2	38.7	-24.1	0	64.41	-	-	74	-9.59	53	165	V
	* 12.179	32.85	MAv1	38.7	-24.3	.13	47.38	54	-6.62	-	-	53	165	V
3	9.745	44.75	PK2	37	-25.2	0	56.55	-	-	-	-	359	365	H
8	9.748	39.71	PK2	37	-25.2	0	51.51	-	-	-	-	86	158	V

\* - indicates frequency in CFR 47, Part 15 and Industry Canada RSS-Restricted Band.  
 PK2 - KDB558074 Method: Maximum Peak  
 MAv1 - KDB558074 Option 1 Maximum RMS Average



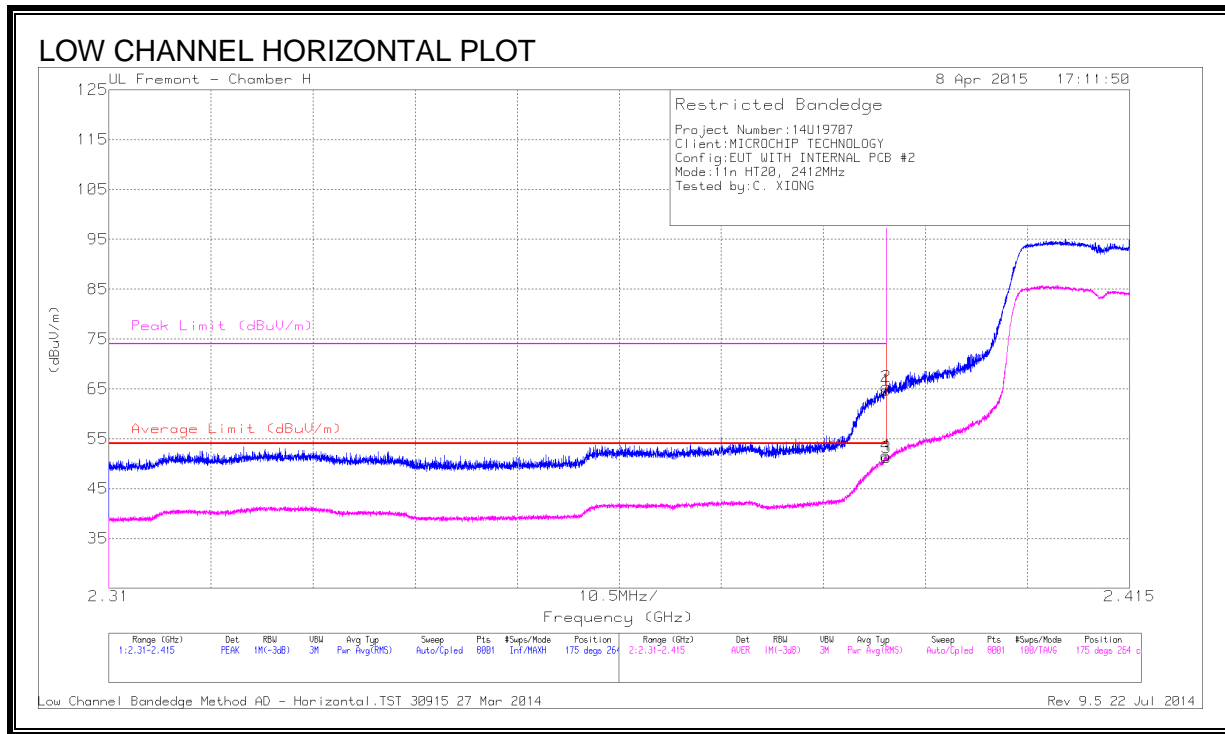
**DATA**

Marker	Frequen cy (GHz)	Meter Reading (dBuV)	Det	AF T346 (dB/m)	Amp/Cbl /Fitr/Pad (dB)	DC Corr (dB)	Correcte d Reading (dBuV/m )	Avg Limit (dBuV/m )	Margin (dB)	Peak Limit (dBuV/m )	PK Margin (dB)	Azimuth (Degs)	Height (cm)	Polarity
1	* 4.944	60.07	PK2	34.1	-30.2	0	63.97	-	-	74	-10.03	334	210	H
	* 4.943	47.04	MAv1	34.1	-30.2	.13	51.07	54	-2.93	-	-	334	210	H
3	* 7.414	43.67	PK2	35.6	-27.6	0	51.67	-	-	74	-22.33	351	181	H
	* 7.42	30.28	MAv1	35.6	-27.7	.13	38.31	54	-15.69	-	-	351	181	H
2	* 4.942	57.18	PK2	34.1	-30.2	0	61.08	-	-	74	-12.92	136	105	V
	* 4.943	44.63	MAv1	34.1	-30.2	.13	48.66	54	-5.34	-	-	136	105	V
5	* 7.418	44.31	PK2	35.6	-27.6	0	52.31	-	-	74	-21.69	134	202	V
	* 7.417	31.21	MAv1	35.6	-27.6	.13	39.34	54	-14.66	-	-	134	202	V
6	4.5	45.54	PK2	34	-31.4	0	48.14	-	-	74	-25.86	138	182	V
4	9.888	40.62	PK2	37.1	-24.8	0	52.92	-	-	-	-	139	179	H
	9.888	40.35	PK2	37.1	-24.8	0	52.65	-	-	-	-	312	325	V

\* - indicates frequency in CFR 47, Part 15 and Industry Canada RSS-Restricted Band.  
 PK2 - KDB558074 Method: Maximum Peak  
 MAv1 - KDB558074 Option 1 Maximum RMS Average

### 10.4.2. INTEGRAL ANTENNA

#### RESTRICTED BANDEDGE



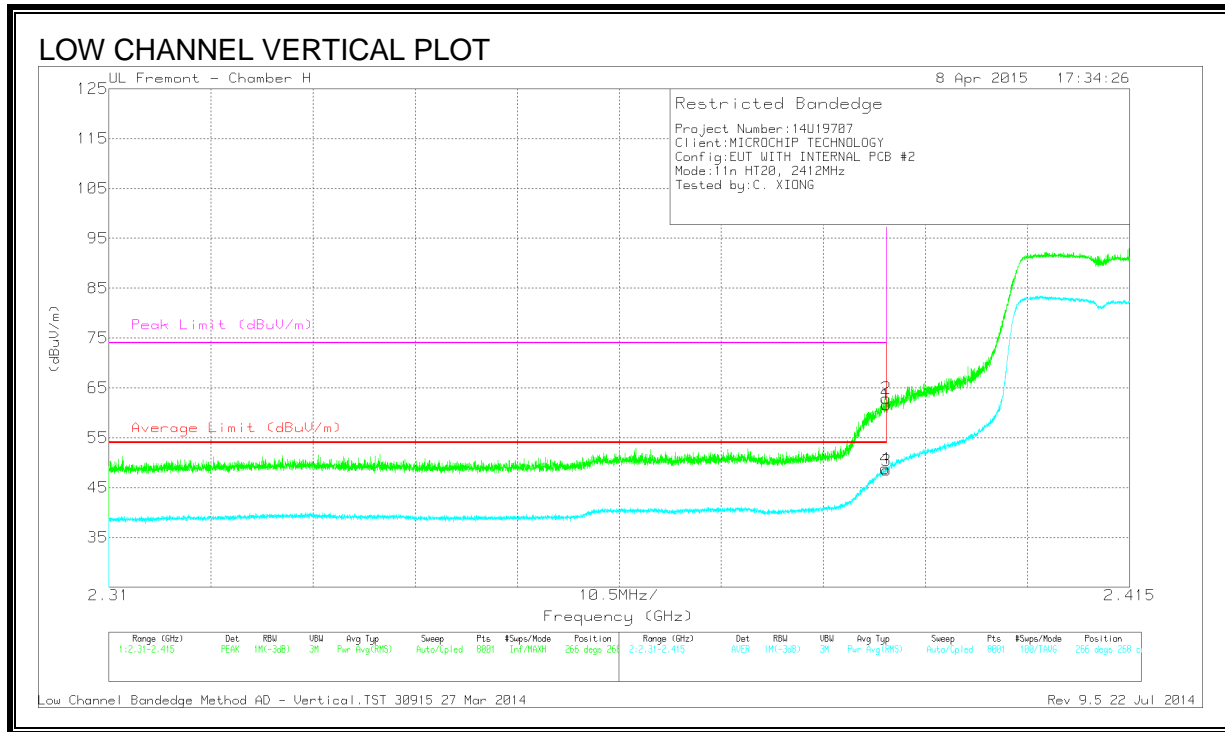
#### DATA

Marker	Frequency (GHz)	Meter Reading (dBuV)	Det	AF T712 (dB/m)	Amp/Cb/ Fitr/Pad (dB)	DC Corr (dB)	Corrected Reading (dBuV/m)	Average Limit (dBuV/m)	Margin (dB)	Peak Limit (dBuV/m)	PK Margin (dB)	Azimuth (Degs)	Height (cm)	Polarity
1	* 2.39	57.3	PK	32.1	-24.6	0	64.8	-	-	74	-9.2	175	264	H
2	* 2.39	57.92	PK	32.1	-24.6	0	65.42	-	-	74	-8.58	175	264	H
3	* 2.39	43.76	RMS	32.1	-24.6	0.13	51.39	54	-2.61	-	-	175	264	H
4	* 2.39	44.13	RMS	32.1	-24.6	0.13	51.76	54	-2.24	-	-	175	264	H

\* - indicates frequency in CFR 47, Part 15 and Industry Canada RSS-Restricted Band.

PK - Peak detector

RMS - RMS detection



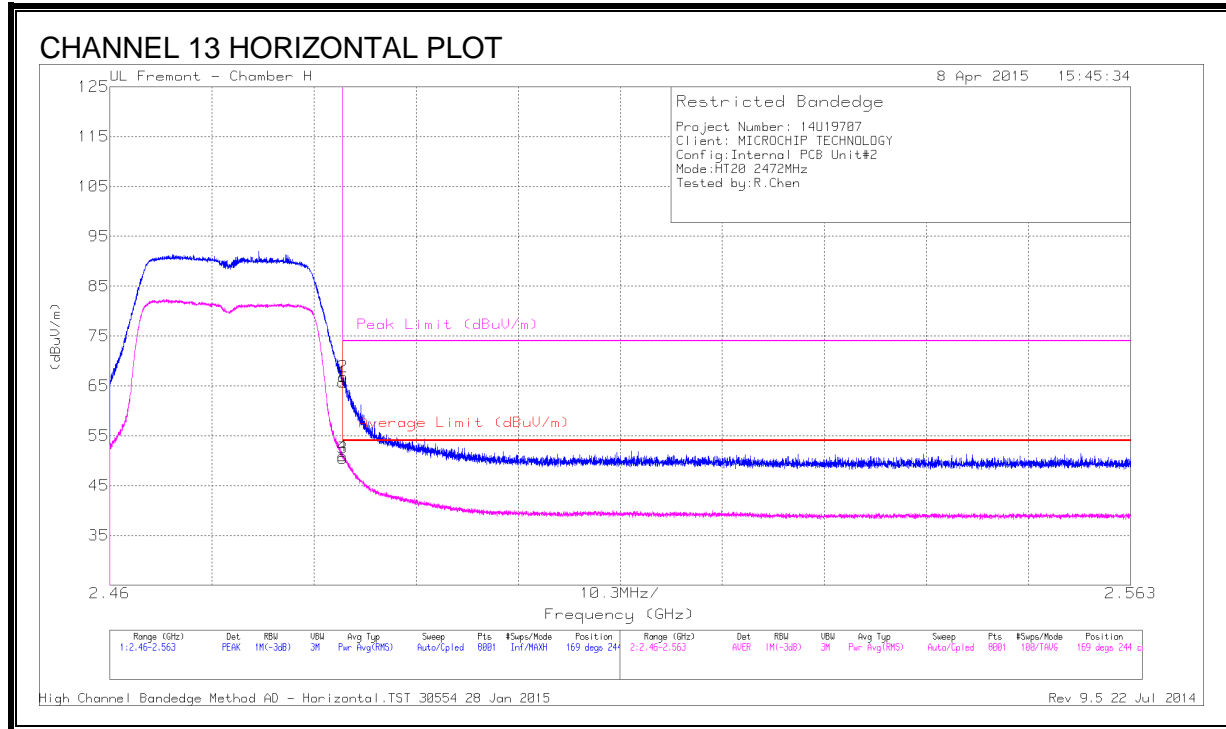
**DATA**

Marker	Frequency (GHz)	Meter Reading (dBuV)	Det	AF T712 (dB/m)	Amp/Cbl /Fitr/Pad (dB)	DC Corr (dB)	Corrected Reading (dBuV/m)	Average Limit (dBuV/m)	Margin (dB)	Peak Limit (dBuV/m)	PK Margin (dB)	Azimuth (Degs)	Height (cm)	Polarity
1	* 2.39	54.15	PK	32.1	-24.6	0	61.65	-	-	74	-12.35	266	268	V
2	* 2.39	55.43	PK	32.1	-24.6	0	62.93	-	-	74	-11.07	266	268	V
3	* 2.39	40.99	RMS	32.1	-24.6	.13	48.62	54	-5.38	-	-	266	268	V
4	* 2.39	41.31	RMS	32.1	-24.6	.13	48.94	54	-5.06	-	-	266	268	V

\* - indicates frequency in CFR 47, Part 15 and Industry Canada RSS-Restricted Band.

PK - Peak detector

RMS - RMS detection



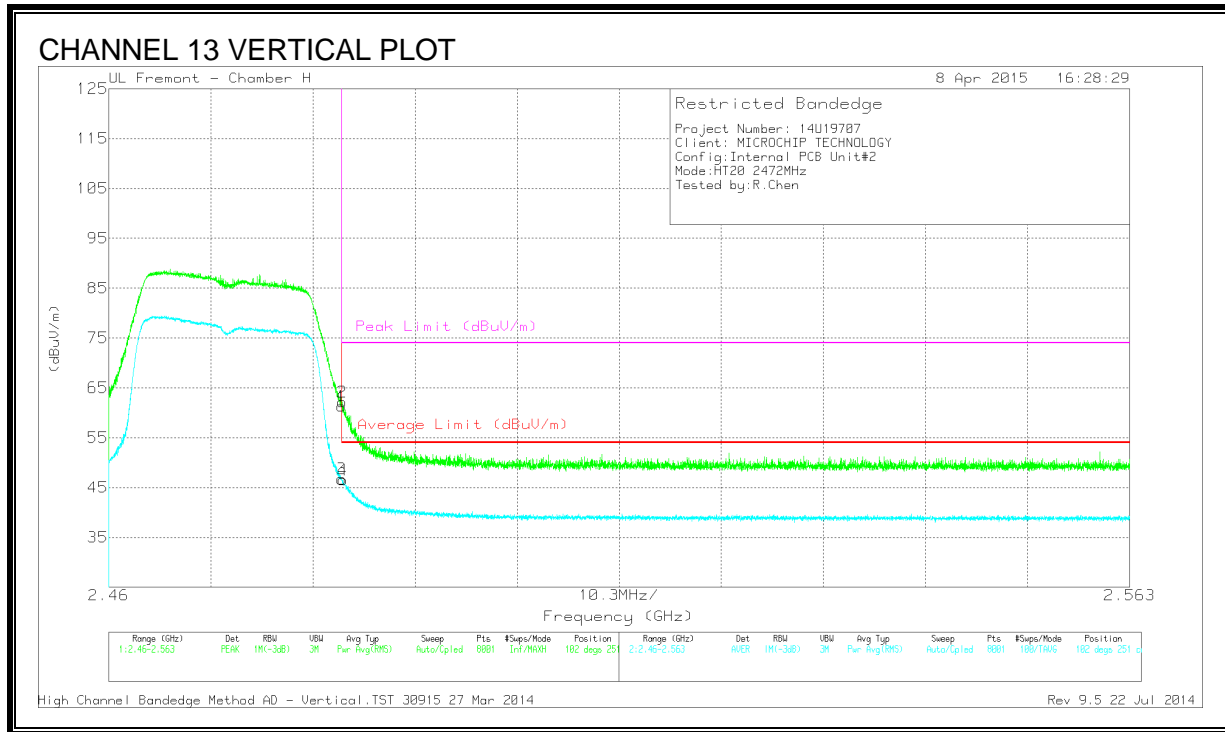
**DATA**

Marker	Frequency (GHz)	Meter Reading (dBuV)	Det	AF T712 (dB/m)	Amp/Cb/ Fitr/Pad (dB)	DC Corr (dB)	Corrected Reading (dBuV/m)	Average Limit (dBuV/m)	Margin (dB)	Peak Limit (dBuV/m)	PK Margin (dB)	Azimuth (Degs)	Height (cm)	Polarity
1	* 2.484	58.14	PK	32.1	-24.5	0	65.74	-	-	74	-8.26	169	244	H
2	* 2.484	59.26	PK	32.1	-24.5	0	66.86	-	-	74	-7.14	169	244	H
3	* 2.484	42.92	RMS	32.1	-24.5	0.13	50.65	54	-3.35	-	-	169	244	H
4	* 2.484	43.31	RMS	32.1	-24.5	0.13	51.04	54	-2.94	-	-	169	244	H

\* - indicates frequency in CFR 47, Part 15 and Industry Canada RSS-Restricted Band.

PK - Peak detector

RMS - RMS detection



**DATA**

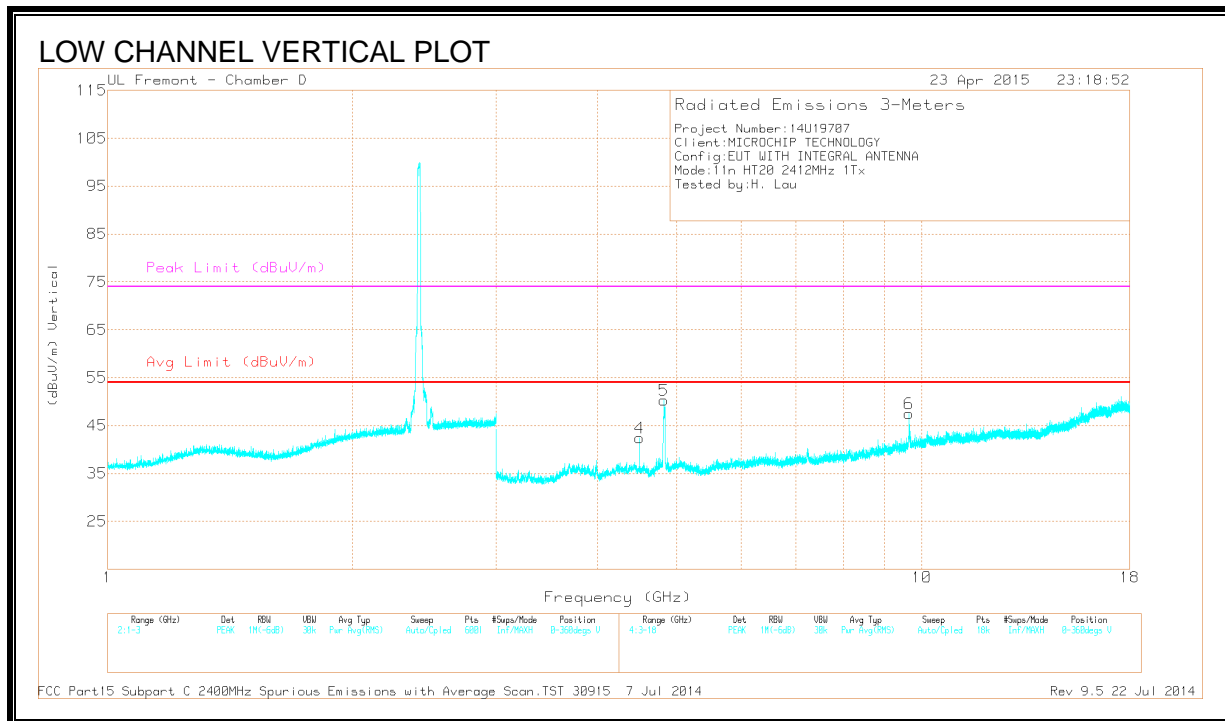
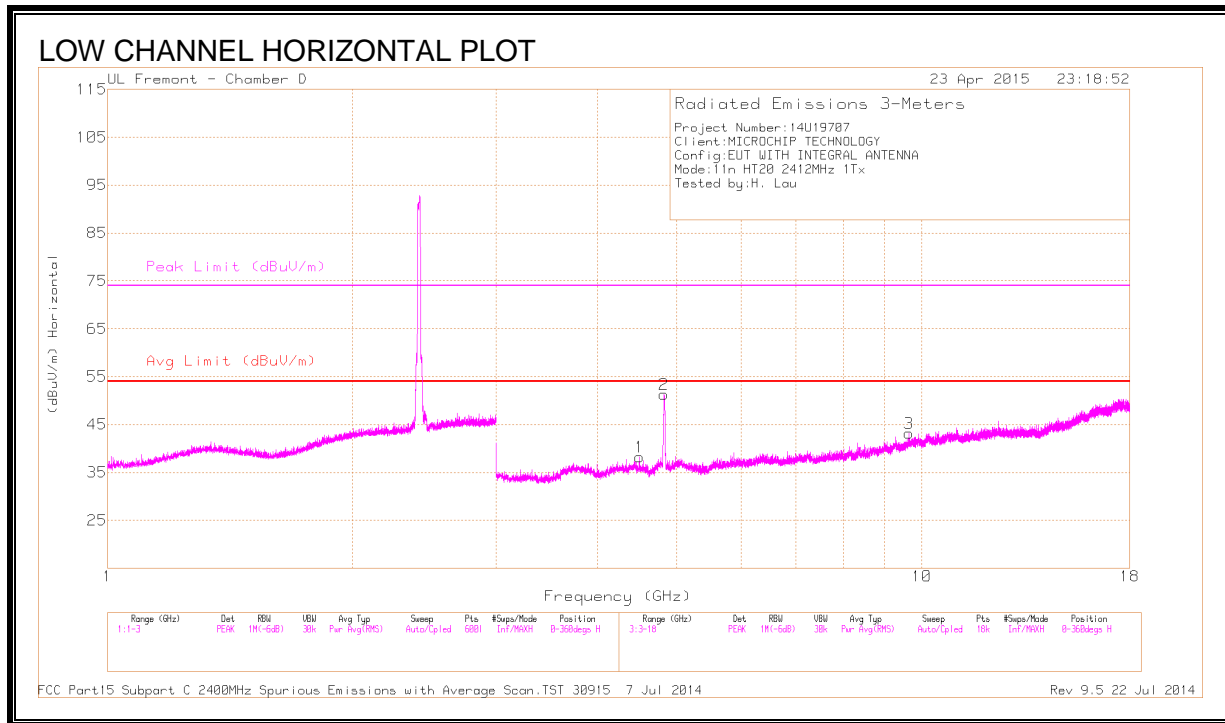
Marker	Frequency (GHz)	Meter Reading (dBuV)	Det	AF T712 (dB/m)	Amp/Cbl Fitr/Pad (dB)	DC Corr (dB)	Corrected Reading (dBuV/m)	Average Limit (dBuV/m)	Margin (dB)	Peak Limit (dBuV/m)	PK Margin (dB)	Azimuth (Degs)	Height (cm)	Polarity
1	* 2.484	53.69	PK	32.1	-24.5	0	61.29	-	-	74	-12.71	102	251	V
2	* 2.484	54.58	PK	32.1	-24.5	0	62.18	-	-	74	-11.82	102	251	V
3	* 2.484	39.14	RMS	32.1	-24.5	0.13	46.87	54	-7.13	-	-	102	251	V
4	* 2.484	38.95	RMS	32.1	-24.5	0.13	46.68	54	-7.32	-	-	102	251	V

\* - indicates frequency in CFR 47, Part 15 and Industry Canada RSS-Restricted Band.

PK - Peak detector

RMS - RMS detection

**HARMONICS AND SPURIOUS EMISSIONS**





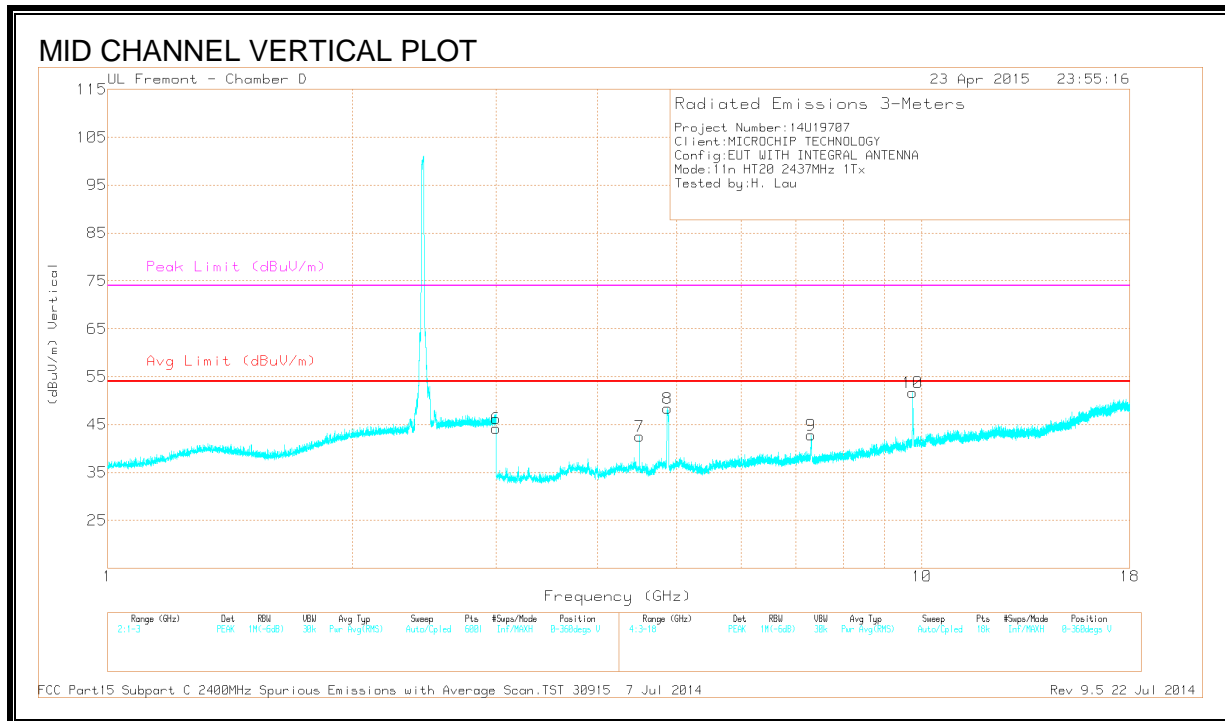
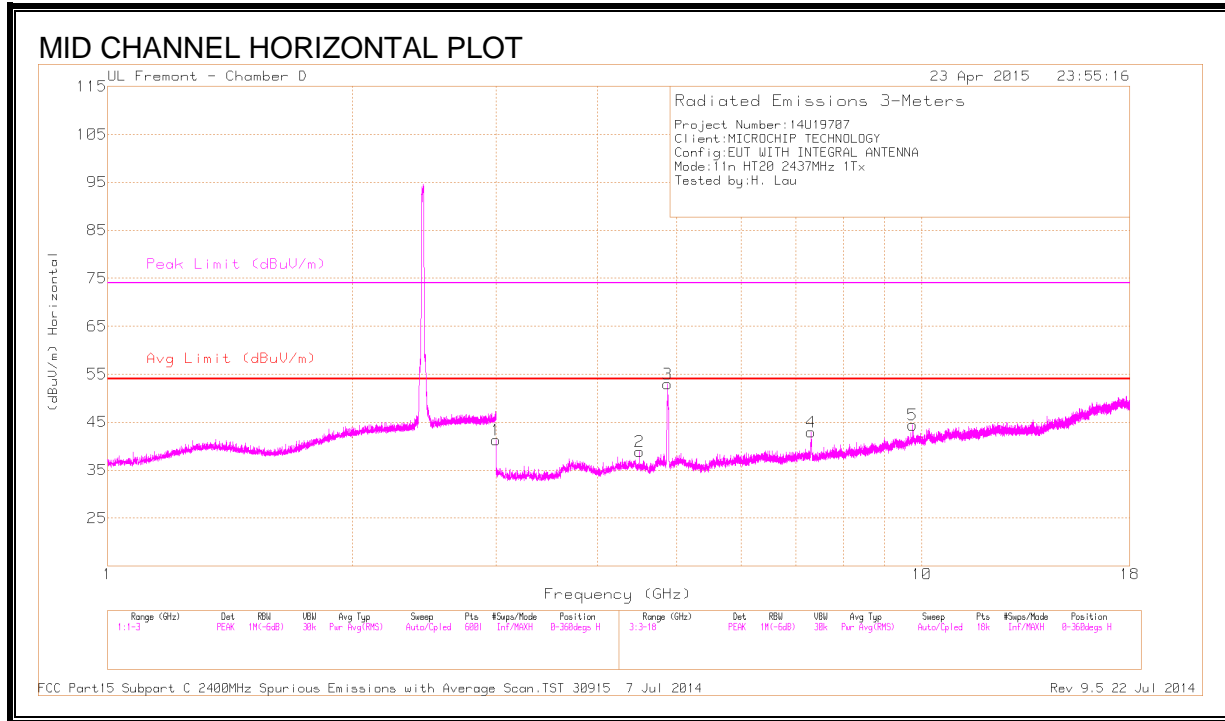
**DATA**

Marker	Frequency (GHz)	Meter Reading (dBuV)	Det	AF T344 (dB/m)	Amp/Cbl/Filtr/Pad (dB)	DC Corr (dB)	Corrected Reading (dBuV/m)	Avg Limit (dBuV/m)	Margin (dB)	Peak Limit (dBuV/m)	PK Margin (dB)	Azimuth (Degs)	Height (cm)	Polarity
1	* 4.5	40.19	PK2	34	-27.9	0	46.29	-	-	74	-27.71	245	216	H
	* 4.5	30.94	MAv1	34	-27.9	.13	37.17	54	-16.83	-	-	245	216	H
2	* 4.833	53.21	PK2	34.1	-27.6	0	59.71	-	-	74	-14.29	9	225	H
	* 4.825	40.95	MAv1	34.1	-27.5	.13	47.68	54	-6.32	-	-	9	225	H
4	* 4.5	41.39	PK2	34	-27.9	0	47.49	-	-	74	-26.51	246	164	V
	* 4.5	33.57	MAv1	34	-27.9	.13	39.8	54	-14.2	-	-	246	164	V
5	* 4.825	52.16	PK2	34.1	-27.4	0	58.86	-	-	74	-15.14	202	245	V
	* 4.825	39.48	MAv1	34.1	-27.4	.13	46.31	54	-7.69	-	-	202	245	V
3	9.644	35.39	PK2	36.7	-21.4	0	50.69	-	-	-	-	101	148	H
6	9.648	35.06	PK2	36.8	-21.6	0	50.26	-	-	-	-	22	139	V

\* - indicates frequency in CFR 47, Part 15 and Industry Canada RSS-Restricted Band.

PK2 - KDB558074 Method: Maximum Peak

MAv1 - KDB558074 Option 1 Maximum RMS Average



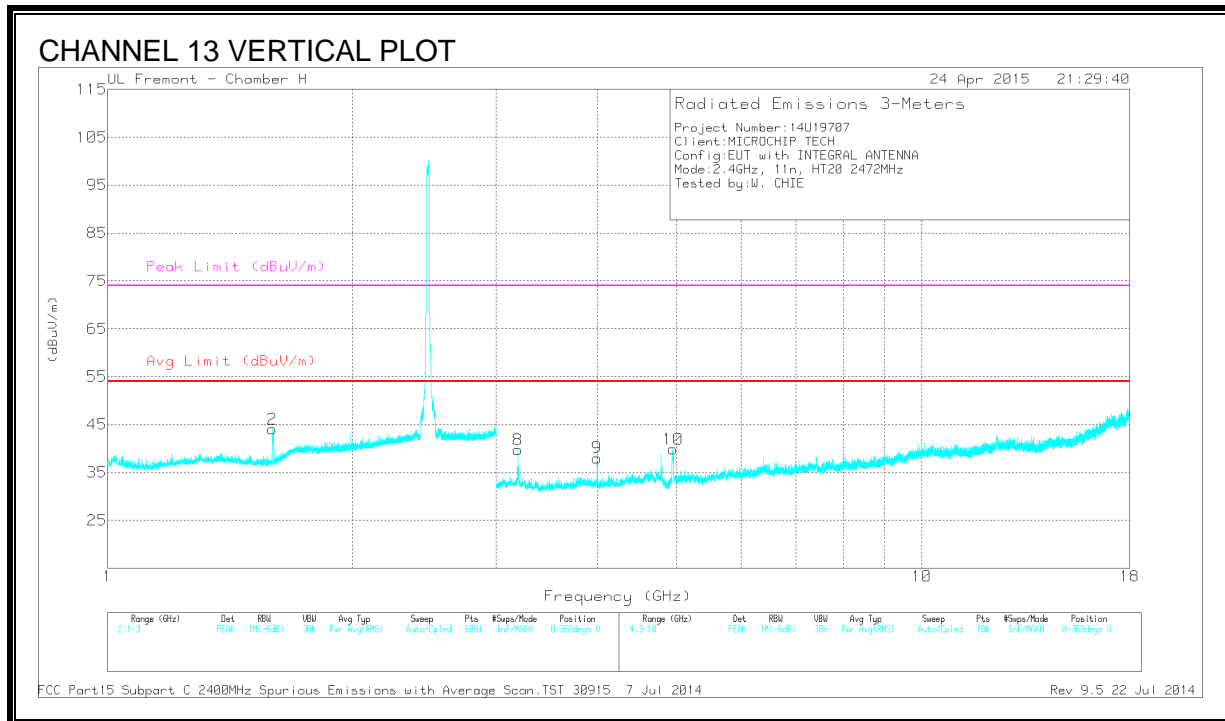
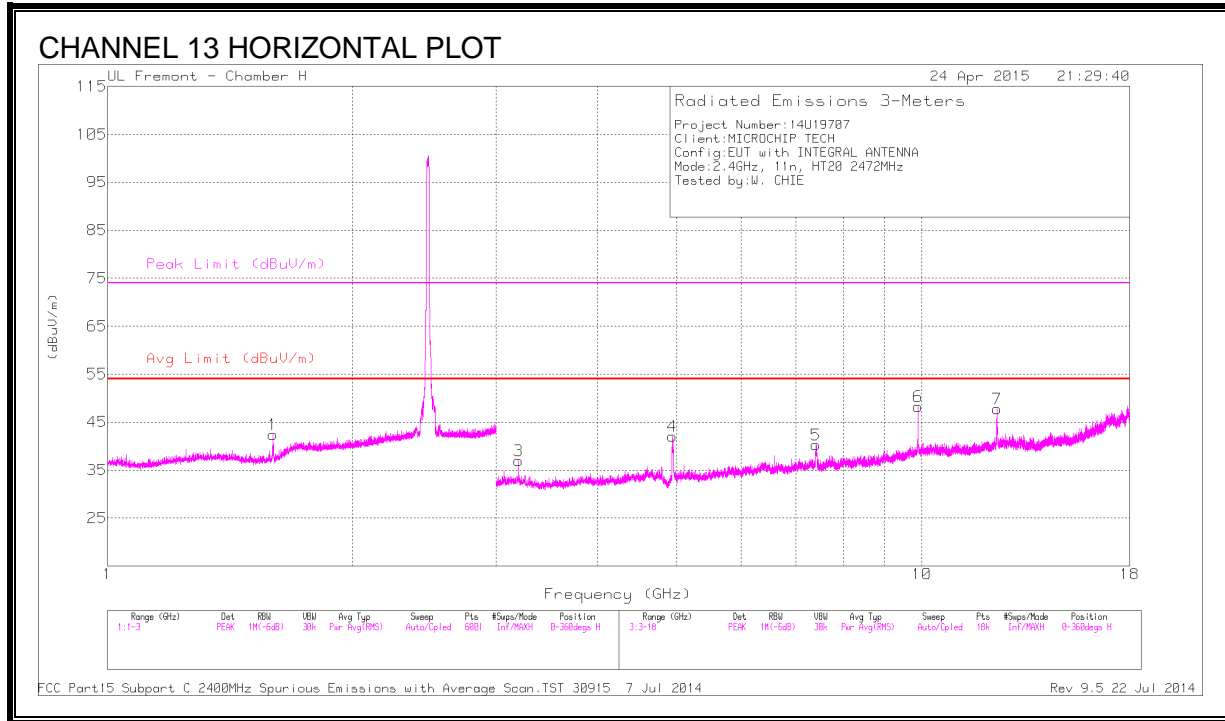
**DATA**

Marker	Frequency (GHz)	Meter Reading (dBuV)	Det	AF T344 (dB/m)	Amp/Cbl/Filtr/Pad (dB)	DC Corr (dB)	Corrected Reading (dBuV/m)	Avg Limit (dBuV/m)	Margin (dB)	Peak Limit (dBuV/m)	PK Margin (dB)	Azimuth (Degs)	Height (cm)	Polarity
2	* 4.501	38.87	PK2	34	-27.9	0	44.97	-	-	74	-29.03	127	152	H
	* 4.5	28.24	MAv1	34	-27.9	.13	34.47	54	-19.53	-	-	127	152	H
3	* 4.874	55.18	PK2	34.1	-28.1	0	61.18	-	-	74	-12.82	19	264	H
	* 4.876	42.32	MAv1	34.1	-28.1	.13	48.45	54	-5.55	-	-	19	264	H
4	* 7.313	43.38	PK2	35.5	-24.9	0	53.98	-	-	74	-20.02	328	198	H
	* 7.315	27	MAv1	35.5	-24.9	.13	37.73	54	-16.27	-	-	328	198	H
7	* 4.5	41.3	PK2	34	-27.9	0	47.4	-	-	74	-26.6	245	152	V
	* 4.5	33.46	MAv1	34	-27.9	.13	39.69	54	-14.31	-	-	245	152	V
8	* 4.872	53.16	PK2	34.1	-28.1	0	59.16	-	-	74	-14.84	178	200	V
	* 4.873	40.19	MAv1	34.1	-28.1	.13	46.32	54	-7.68	-	-	178	200	V
9	* 7.312	46.5	PK2	35.5	-24.8	0	57.2	-	-	74	-16.8	309	121	V
	* 7.313	27.91	MAv1	35.5	-24.8	.13	38.74	54	-15.26	-	-	309	121	V
1	3	40.34	PK2	32.9	-28.1	0	45.14	-	-	-	-	32	119	H
6	3	40.84	PK2	32.9	-28.1	0	45.64	-	-	-	-	243	326	V
10	9.747	40.27	PK2	36.9	-21.9	0	55.27	-	-	-	-	282	135	V
5	9.748	38.5	PK2	36.9	-21.9	0	53.5	-	-	-	-	251	344	H

\* - indicates frequency in CFR 47, Part 15 and Industry Canada RSS-Restricted Band.

PK2 - KDB558074 Method: Maximum Peak

MAv1 - KDB558074 Option 1 Maximum RMS Average



**DATA**

Marker	Frequenc y (GHz)	Meter Reading (dBuV)	Det	AF T712 (dB/m)	Amp/Cbl/ Filtr/Pad (dB)	DC Corr (dB)	Corrected Reading (dBuV/m)	Avg Limit (dBuV/m)	Margin (dB)	Peak Limit (dBuV/m)	PK Margin (dB)	Azimuth (Degs)	Height (cm)	Polarity
1	* 1.597	48.17	PK2	27.7	-25.1	0	50.77	-	-	74	-23.23	186	111	H
	* 1.597	32.58	MAv1	27.7	-25.1	.13	35.31	54	-18.69	-	-	186	111	H
2	* 1.593	52.79	PK2	27.7	-25.1	0	55.39	-	-	74	-18.61	30	218	V
	* 1.596	33.31	MAv1	27.7	-25.1	.13	36.04	54	-17.96	-	-	30	218	V
4	* 4.943	51.8	PK2	33.9	-31.9	0	53.8	-	-	74	-20.2	152	301	H
	* 4.943	39.5	MAv1	33.9	-31.9	.13	41.63	54	-12.37	-	-	152	301	H
5	* 7.418	48.75	PK2	35.4	-29.3	0	54.85	-	-	74	-19.15	99	121	H
	* 7.415	32.19	MAv1	35.4	-29.2	.13	38.52	54	-15.48	-	-	99	121	H
7	* 12.357	47.57	PK2	38.4	-25.6	0	60.37	-	-	74	-13.63	75	200	H
	* 12.365	28.79	MAv1	38.4	-25.7	.13	41.62	54	-12.38	-	-	75	200	H
9	* 3.984	41.06	PK2	33.1	-33	0	41.16	-	-	74	-32.84	156	256	V
	* 3.972	29.93	MAv1	33.1	-33.2	.13	29.96	54	-24.04	-	-	156	256	V
10	* 4.944	49.27	PK2	33.9	-31.9	0	51.27	-	-	74	-22.73	165	222	V
	* 4.943	36.58	MAv1	33.9	-31.9	.13	38.71	54	-15.29	-	-	165	222	V
8	3.19	45.38	PK2	33.6	-33.5	0	45.48	-	-	-	-	162	143	V
3	3.199	44.01	PK2	33.7	-33.5	0	44.21	-	-	-	-	88	140	H
6	9.888	37.76	PK2	37.2	-26.6	0	48.36	-	-	-	-	153	243	H

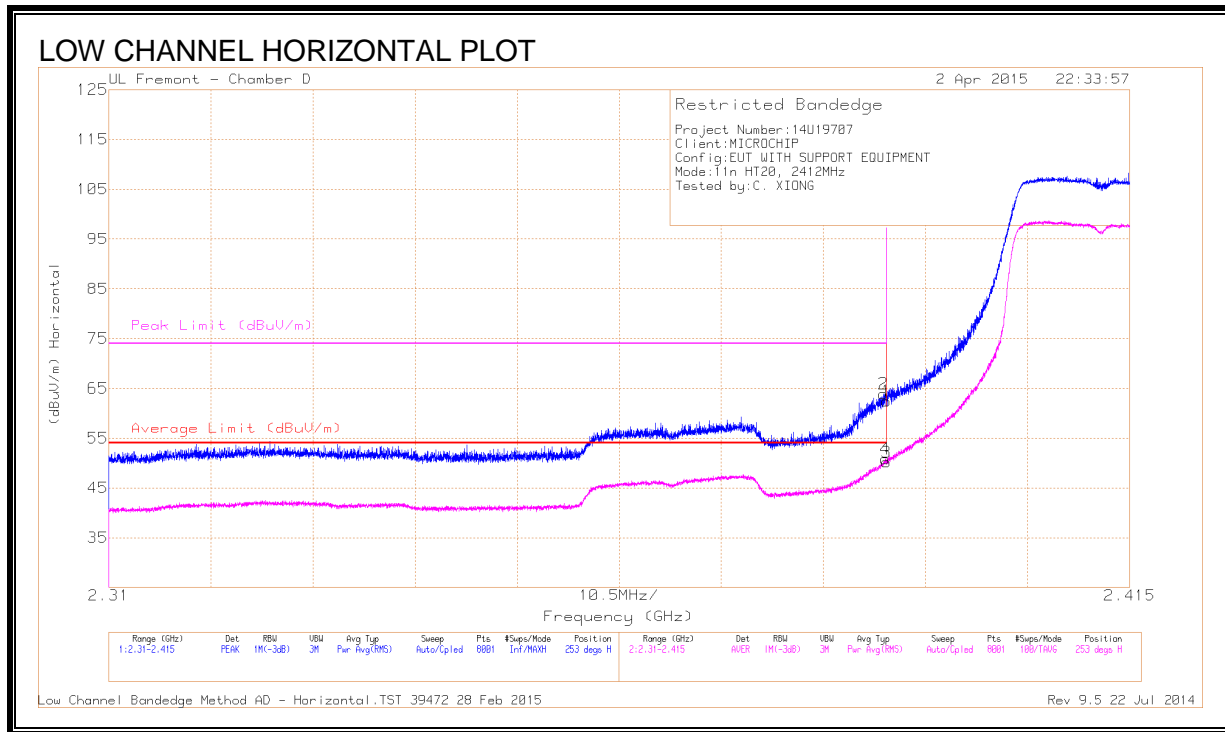
\* - indicates frequency in CFR 47, Part 15 and Industry Canada RSS-Restricted Band.

PK2 - KDB558074 Method: Maximum Peak

MAv1 - KDB558074 Option 1 Maximum RMS Average

### 10.4.3. PCB ANTENNA

#### RESTRICTED BANDEDGE



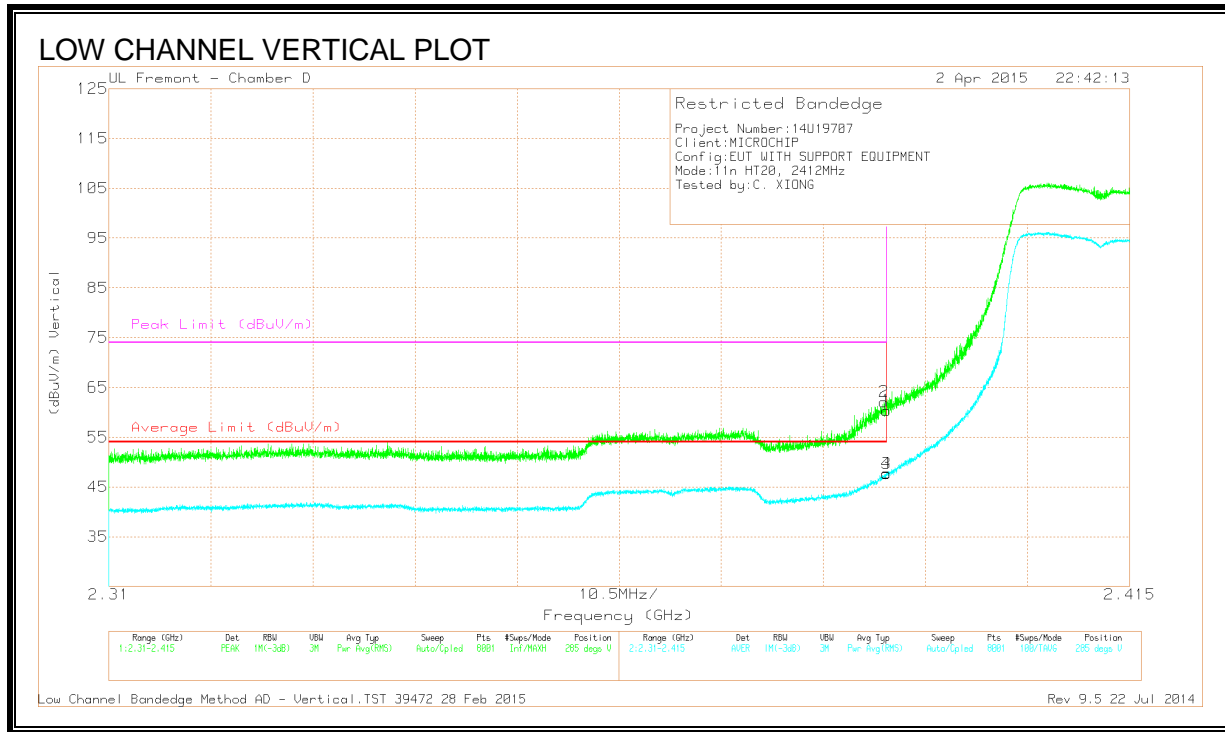
#### DATA

Marker	Frequency (GHz)	Meter Reading (dBuV)	Det	AF T344 (dB/m)	Amp/Cbl/ Fitr/Pad (dB)	DC Corr (dB)	Corrected Reading (dBuV/m)	Average Limit (dBuV/m)	Margin (dB)	Peak Limit (dBuV/m)	PK Margin (dB)	Azimuth (Degs)	Height (cm)	Polarity
1	* 2.39	51.08	PK	32.1	-20.7	0	62.48	-	-	74	-11.52	253	352	H
2	* 2.39	52.52	PK	32.1	-20.7	0	63.92	-	-	74	-10.08	253	352	H
3	* 2.39	38.81	RMS	32.1	-20.7	0.13	5034	54	-3.67	-	-	253	352	H
4	* 2.39	39.44	RMS	32.1	-20.7	0.13	50.97	54	-3.03	-	-	253	352	H

\* - indicates frequency in CFR 47, Part 15 and Industry Canada RSS-Restricted Band.

PK - Peak detector

RMS - RMS detection



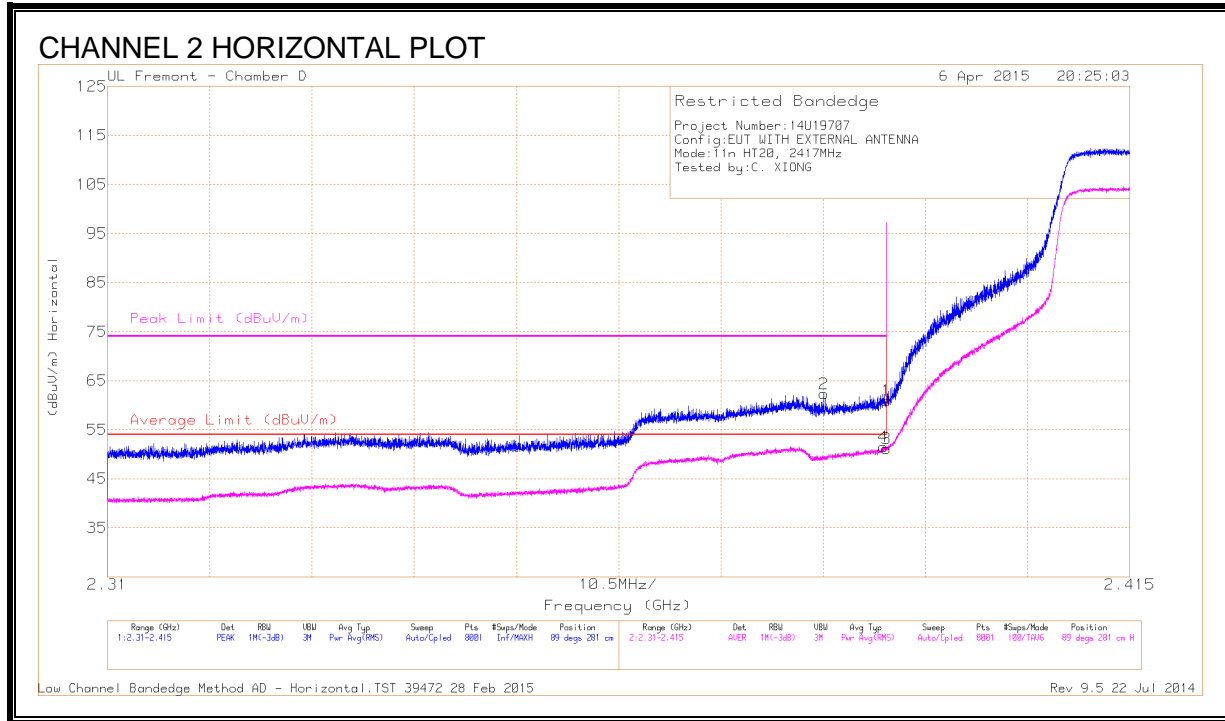
**DATA**

Marker	Frequency (GHz)	Meter Reading (dBuV)	Det	AF T344 (dB/m)	Amp/Cbl/ Filt/Pad (dB)	DC Corr (dB)	Corrected Reading (dBuV/m)	Average Limit (dBuV/m)	Margin (dB)	Peak Limit (dBuV/m)	PK Margin (dB)	Azimuth (Degs)	Height (cm)	Polarity
1	* 2.39	48.98	PK	32.1	-20.7	0	60.38	-	-	74	-13.62	285	365	V
2	* 2.39	50.72	PK	32.1	-20.7	0	62.12	-	-	74	-11.88	285	365	V
3	* 2.39	36.3	RMS	32.1	-20.7	0.13	47.83	54	-6.17	-	-	285	365	V
4	* 2.39	36.34	RMS	32.1	-20.7	0.13	47.87	54	-6.13	-	-	285	365	V

\* - indicates frequency in CFR 47, Part 15 and Industry Canada RSS-Restricted Band.

PK - Peak detector

RMS - RMS detection



**DATA**

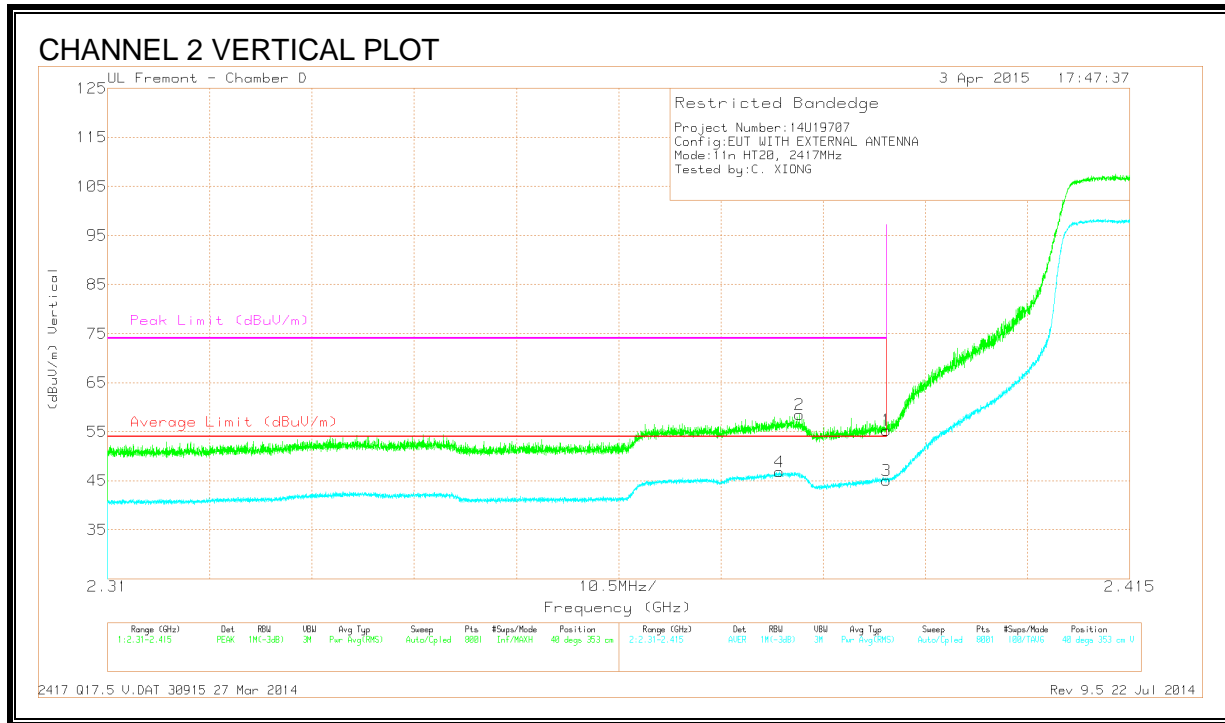
Marker	Frequency (GHz)	Meter Reading (dBuV)	Det	AF T344 (dB/m)	Amp/Cbl/Filtr/Pad (dB)	DC Corr (dB)	Corrected Reading (dBuV/m)	Average Limit (dBuV/m)	Margin (dB)	Peak Limit (dBuV/m)	PK Margin (dB)	Azimuth (Degs)	Height (cm)	Polarity
2	* 2.384	51.02	PK	32.1	-20.8	0	62.32	-	-	74	-11.68	89	281	H
1	* 2.39	49.62	PK	32.1	-20.7	0	61.02	-	-	74	-12.98	89	281	H
3	* 2.39	39.73	RMS	32.1	-20.7	0.13	51.26	54	-2.64	-	-	89	281	H
4	* 2.39	40.17	RMS	32.1	-20.7	0.13	51.70	54	-2.30	-	-	89	281	H

\* - indicates frequency in CFR 47, Part 15 and Industry Canada RSS-Restricted Band.

PK - Peak detector

RMS - RMS detection





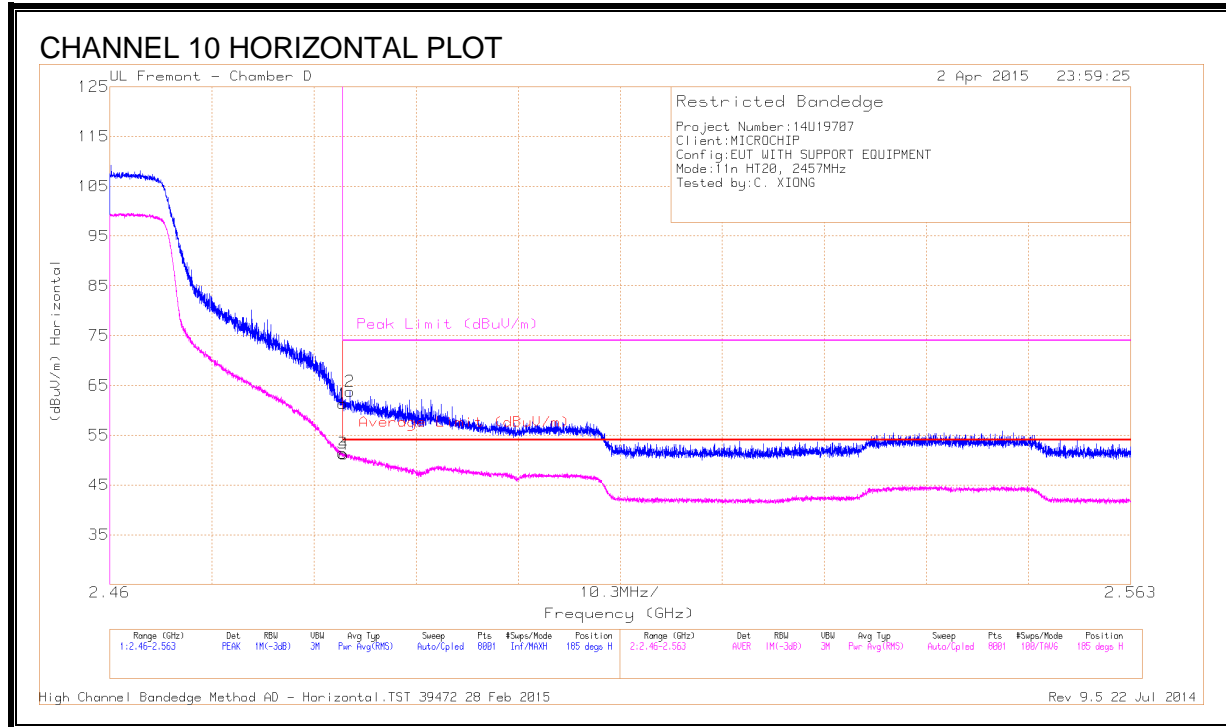
**DATA**

Marker	Frequency (GHz)	Meter Reading (dBuV)	Det	AF T120 (dB/m)	Amp/Cbl/ Filt/Pad (dB)	DC Corr (dB)	Corrected Reading (dBuV/m)	Average Limit (dBuV/m)	Margin (dB)	Peak Limit (dBuV/m)	PK Margin (dB)	Azimuth (Degs)	Height (cm)	Polarity
4	* 2.379	35.82	RMS	31.9	-20.9	0.13	46.95	54	-7.05	-	-	40	353	V
2	* 2.381	47.46	PK	31.9	-20.9	0	58.46	-	-	74	-15.54	40	353	V
1	* 2.39	44.32	PK	31.9	-20.9	0	55.32	-	-	74	-18.68	40	353	V
3	* 2.39	34.1	RMS	31.9	-20.9	0.13	45.23	54	-8.77	-	-	40	353	V

\* - indicates frequency in CFR 47, Part 15 and Industry Canada RSS-Restricted Band.

PK - Peak detector

RMS - RMS detection



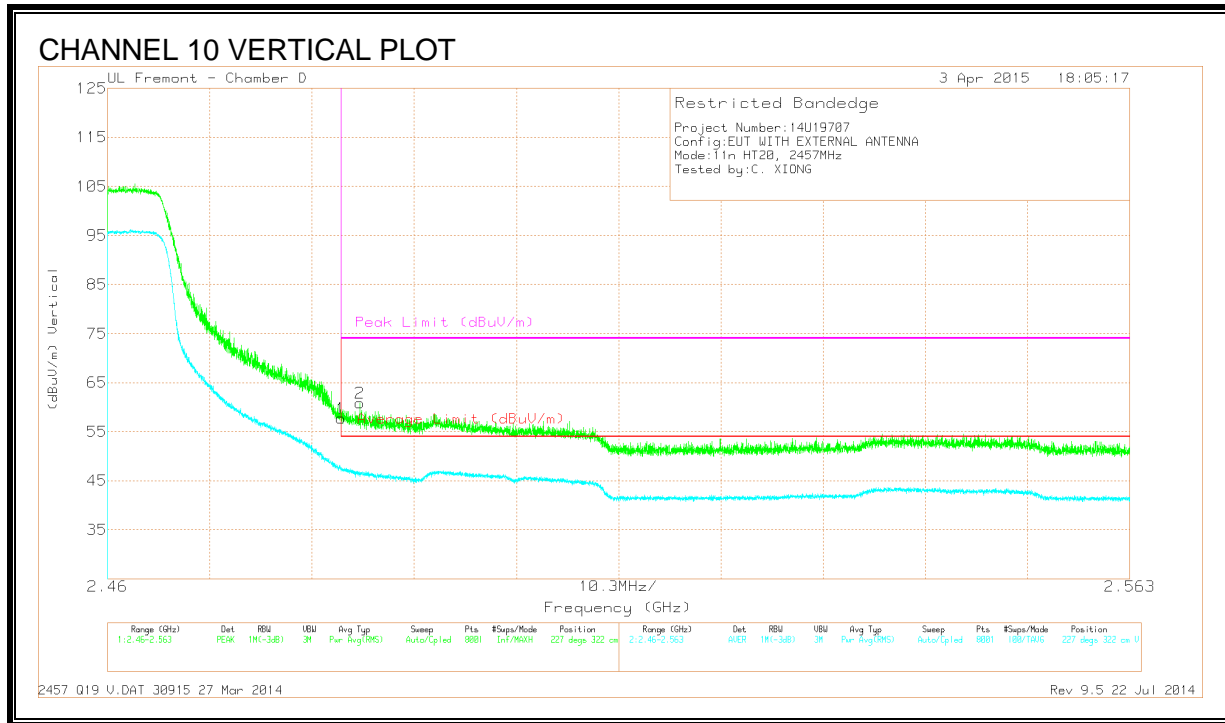
**DATA**

Marker	Frequency (GHz)	Meter Reading (dBuV)	Det	AF T344 (dB/m)	Amp/Cb/ Ftr/Pad (dB)	DC Corr (dB)	Corrected Reading (dBuV/m)	Average Limit (dBuV/m)	Margin (dB)	Peak Limit (dBuV/m)	PK Margin (dB)	Azimuth (Degs)	Height (cm)	Polarity
1	* 2.484	49.92	PK	32.2	-20.8	0	61.32	-	-	74	-12.68	185	123	H
2	* 2.484	52.38	PK	32.2	-20.8	0	63.78	-	-	74	-10.22	185	123	H
3	* 2.484	39.99	RMS	32.2	-20.8	0.13	51.52	54	-2.48	-	-	185	123	H
4	* 2.484	39.83	RMS	32.2	-20.8	0.13	51.36	54	-2.64	-	-	185	123	H

\* - indicates frequency in CFR 47, Part 15 and Industry Canada RSS-Restricted Band.

PK - Peak detector

RMS - RMS detection



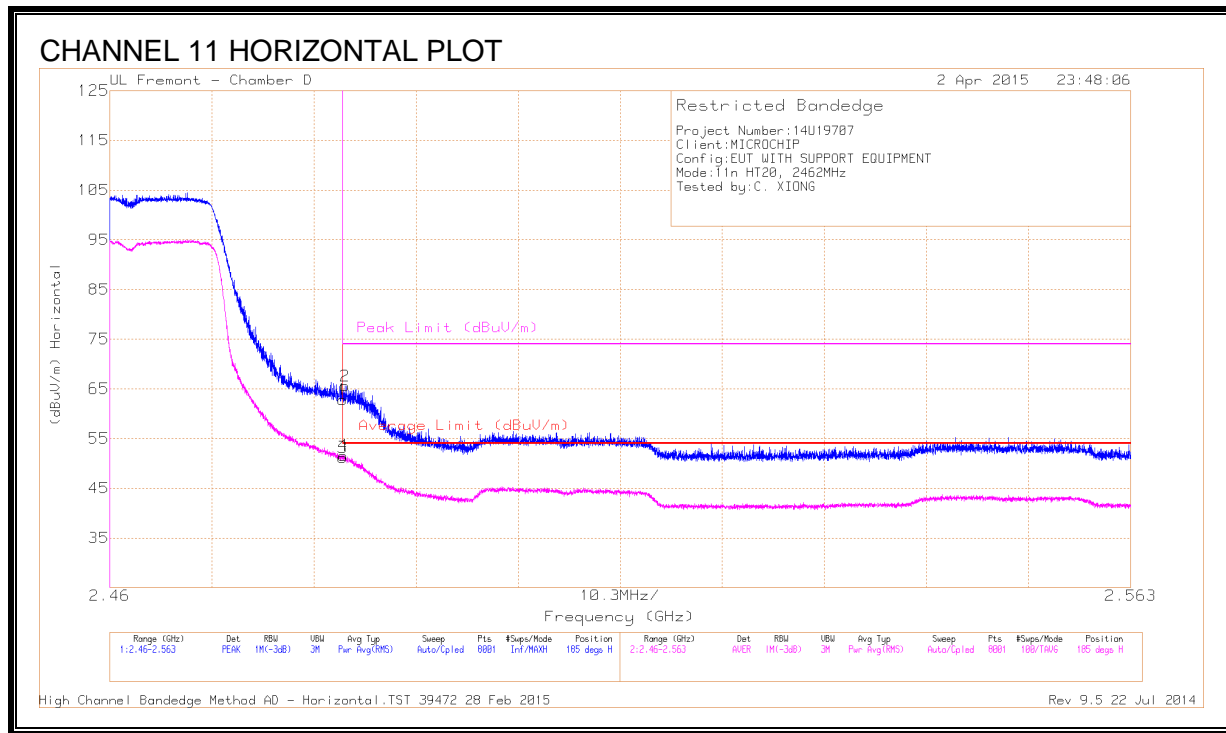
**DATA**

Marker	Frequency (GHz)	Meter Reading (dBuV)	Det	AF T120 (dB/m)	Amp/Cb/F ltr/Pad (dB)	DC Corr (dB)	Corrected Reading (dBuV/m)	Average Limit (dBuV/m)	Margin (dB)	Peak Limit (dBuV/m)	PK Margin (dB)	Azimuth (Degs)	Height (cm)	Polarity
1	* 2.484	46.48	PK	32.2	-20.9	0	57.78	-	-	74	-16.22	227	322	V
3	* 2.484	35.89	RMS	32.2	-20.9	0.13	47.32	54	-6.68	-	-	227	322	V
4	* 2.484	36.4	RMS	32.2	-20.9	0.13	47.83	54	-6.17	-	-	227	322	V
2	* 2.485	49.57	PK	32.2	-20.9	0	60.87	-	-	74	-13.13	227	322	V

\* - indicates frequency in CFR 47, Part 15 and Industry Canada RSS-Restricted Band.

PK - Peak detector

RMS - RMS detection



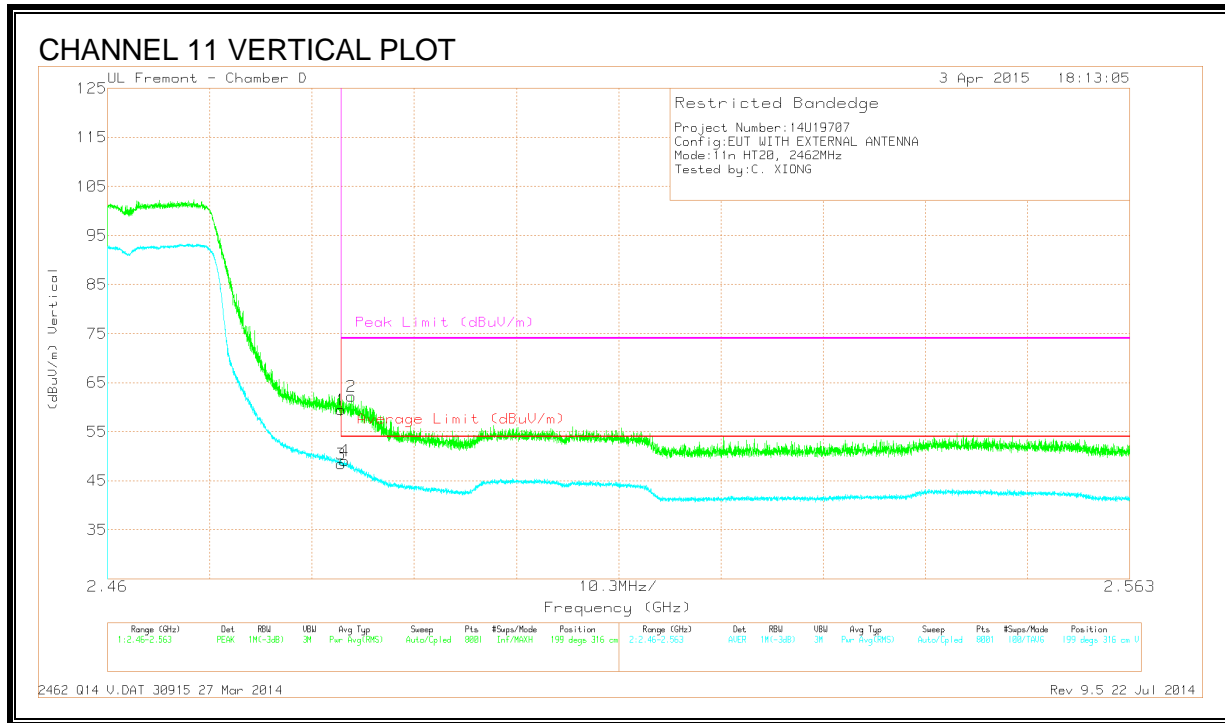
**DATA**

Marker	Frequency (GHz)	Meter Reading (dBuV)	Det	AF T344 (dB/m)	Amp/Cbl/Filtr/Pad (dB)	DC Corr (dB)	Corrected Reading (dBuV/m)	Average Limit (dBuV/m)	Margin (dB)	Peak Limit (dBuV/m)	PK Margin (dB)	Azimuth (Degs)	Height (cm)	Polarity
1	* 2.484	51.45	PK	32.2	-20.8	0	62.85	-	-	74	-11.15	185	123	H
2	* 2.484	54.17	PK	32.2	-20.8	0	65.57	-	-	74	-8.43	185	123	H
3	* 2.484	39.81	RMS	32.2	-20.8	0.13	51.34	54	-2.66	-	-	185	123	H
4	* 2.484	40.2	RMS	32.2	-20.8	0.13	51.73	54	-2.27	-	-	185	123	H

\* - indicates frequency in CFR 47, Part 15 and Industry Canada RSS-Restricted Band.

PK - Peak detector

RMS - RMS detection



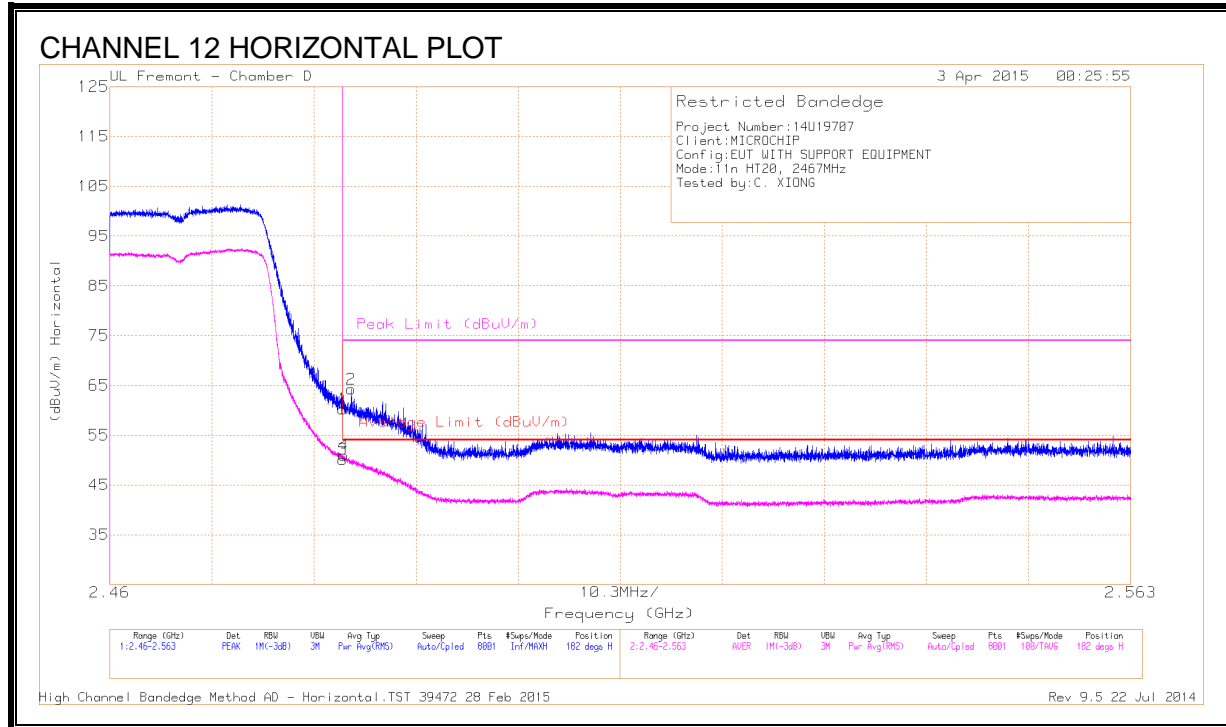
**DATA**

Marker	Frequency (GHz)	Meter Reading (dBuV)	Det	AF T120 (dB/m)	Amp/Cbl/Filtr/Pad (dB)	DC Corr (dB)	Corrected Reading (dBuV/m)	Average Limit (dBuV/m)	Margin (dB)	Peak Limit (dBuV/m)	PK Margin (dB)	Azimuth (Degs)	Height (cm)	Polarity
1	* 2.484	48.21	PK	32.2	-20.9	0	59.51	-	-	74	-14.49	199	316	V
3	* 2.484	37.18	RMS	32.2	-20.9	0.13	48.61	54	-5.39	-	-	199	316	V
4	* 2.484	37.81	RMS	32.2	-20.9	0.13	49.24	54	-4.76	-	-	199	316	V
2	* 2.485	50.88	PK	32.2	-20.9	0	62.18	-	-	74	-11.82	199	316	V

\* - indicates frequency in CFR 47, Part 15 and Industry Canada RSS-Restricted Band.

PK - Peak detector

RMS - RMS detection



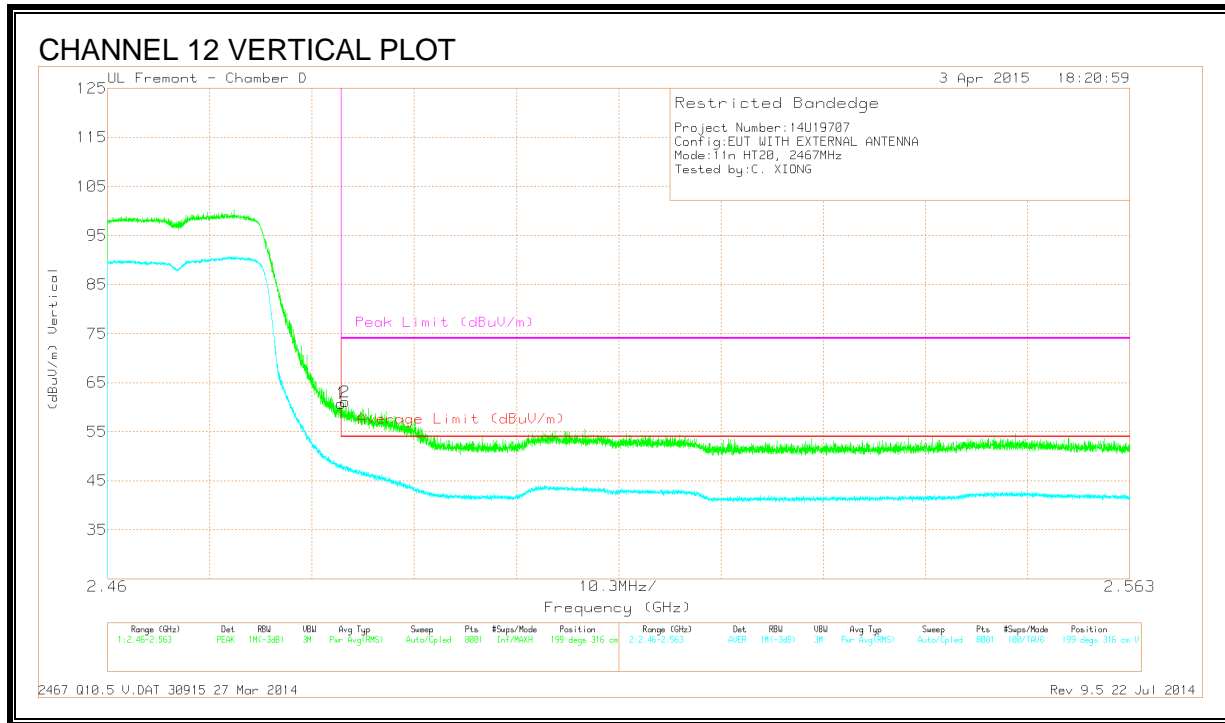
**DATA**

Marker	Frequency (GHz)	Meter Reading (dBuV)	Det	AF T344 (dB/m)	Amp/Cbl/Filtr/Pad (dB)	DC Corr (dB)	Corrected Reading (dBuV/m)	Average Limit (dBuV/m)	Margin (dB)	Peak Limit (dBuV/m)	PK Margin (dB)	Azimuth (Degs)	Height (cm)	Polarity
1	* 2.484	48.87	PK	32.2	-20.8	0	60.27	-	-	74	-13.73	182	117	H
2	* 2.484	52.82	PK	32.2	-20.8	0	64.22	-	-	74	-9.78	182	117	H
3	* 2.484	38.74	RMS	32.2	-20.8	0.13	50.14	54	-3.86	-	-	182	117	H
4	* 2.484	39.52	RMS	32.2	-20.8	0.13	50.92	54	-3.08	-	-	182	117	H

\* - indicates frequency in CFR 47, Part 15 and Industry Canada RSS-Restricted Band.

PK - Peak detector

RMS - RMS detection



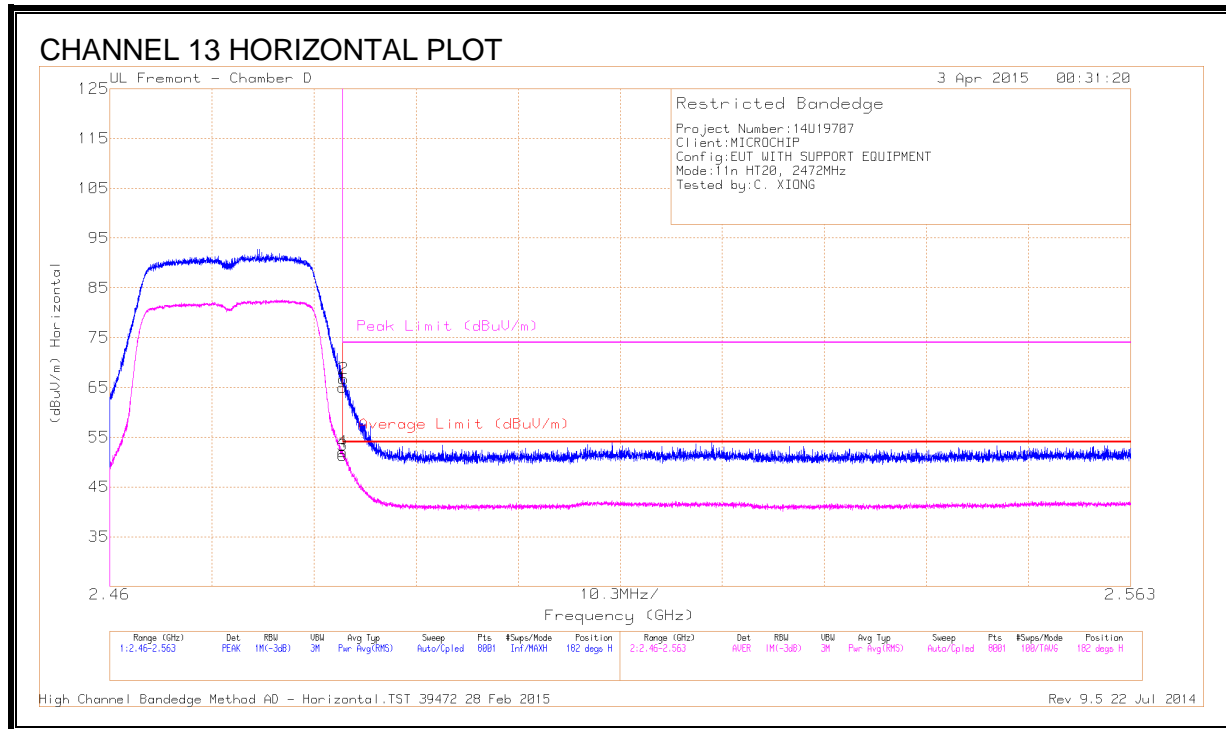
**DATA**

Marker	Frequency (GHz)	Meter Reading (dBuV)	Det	AFT120 (dB/m)	Amp/Cbl/Filtr/Pad (dB)	DC Corr (dB)	Corrected Reading (dBuV/m)	Average Limit (dBuV/m)	Margin (dB)	Peak Limit (dBuV/m)	PK Margin (dB)	Azimuth (Degs)	Height (cm)	Polarity
1	* 2.484	49.48	PK	32.2	-20.9	0	60.78	-	-	74	-13.22	199	316	V
2	* 2.484	49.74	PK	32.2	-20.9	0	61.04	-	-	74	-12.96	199	316	V
3	* 2.484	36.69	RMS	32.2	-20.9	0.13	48.12	54	-5.88	-	-	199	316	V
4	* 2.484	37.16	RMS	32.2	-20.9	0.13	48.59	54	-5.41	-	-	199	316	V

\* - indicates frequency in CFR 47, Part 15 and Industry Canada RSS-Restricted Band.

PK - Peak detector

RMS - RMS detection



**DATA**

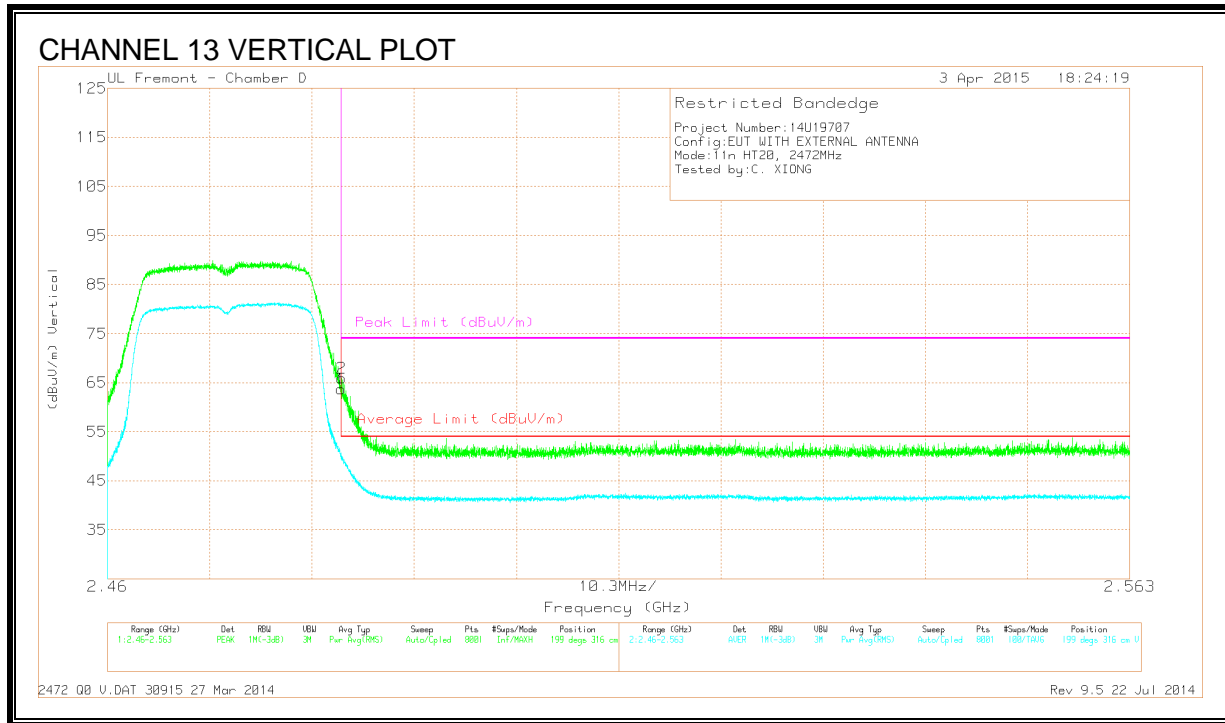
Marker	Frequency (GHz)	Meter Reading (dBuV)	Det	AF T344 (dB/m)	Amp/Cb/ Fitr/Pad (dB)	DC Corr (dB)	Corrected Reading (dBuV/m)	Average Limit (dBuV/m)	Margin (dB)	Peak Limit (dBuV/m)	PK Margin (dB)	Azimuth (Degs)	Height (cm)	Polarity
1	* 2.484	53.59	PK	32.2	-20.8	0	64.99	-	-	74	-9.01	182	117	H
2	* 2.484	55.35	PK	32.2	-20.8	0	66.75	-	-	74	-7.25	182	117	H
3	* 2.484	39.99	RMS	32.2	-20.8	0.13	51.52	54	-2.48	-	-	182	117	H
4	* 2.484	40.66	RMS	32.2	-20.8	0.13	52.19	54	-1.81	-	-	182	117	H

\* - indicates frequency in CFR 47, Part 15 and Industry Canada RSS-Restricted Band.

PK - Peak detector

RMS - RMS detection





**DATA**

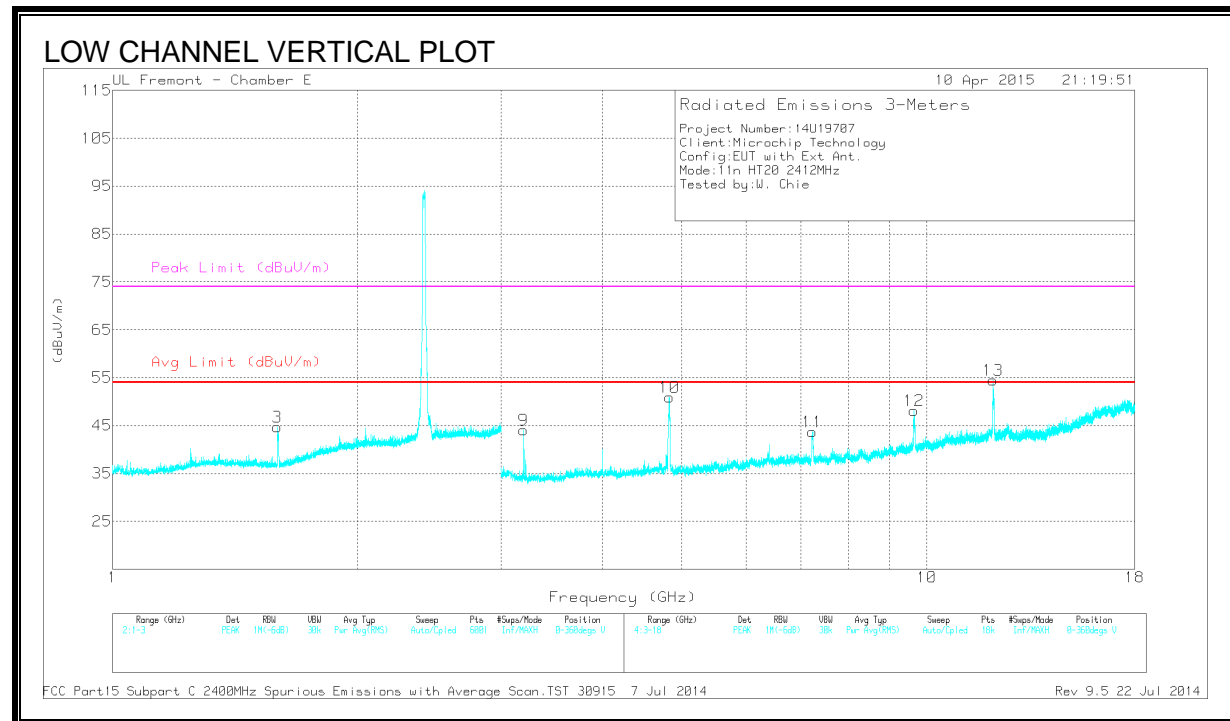
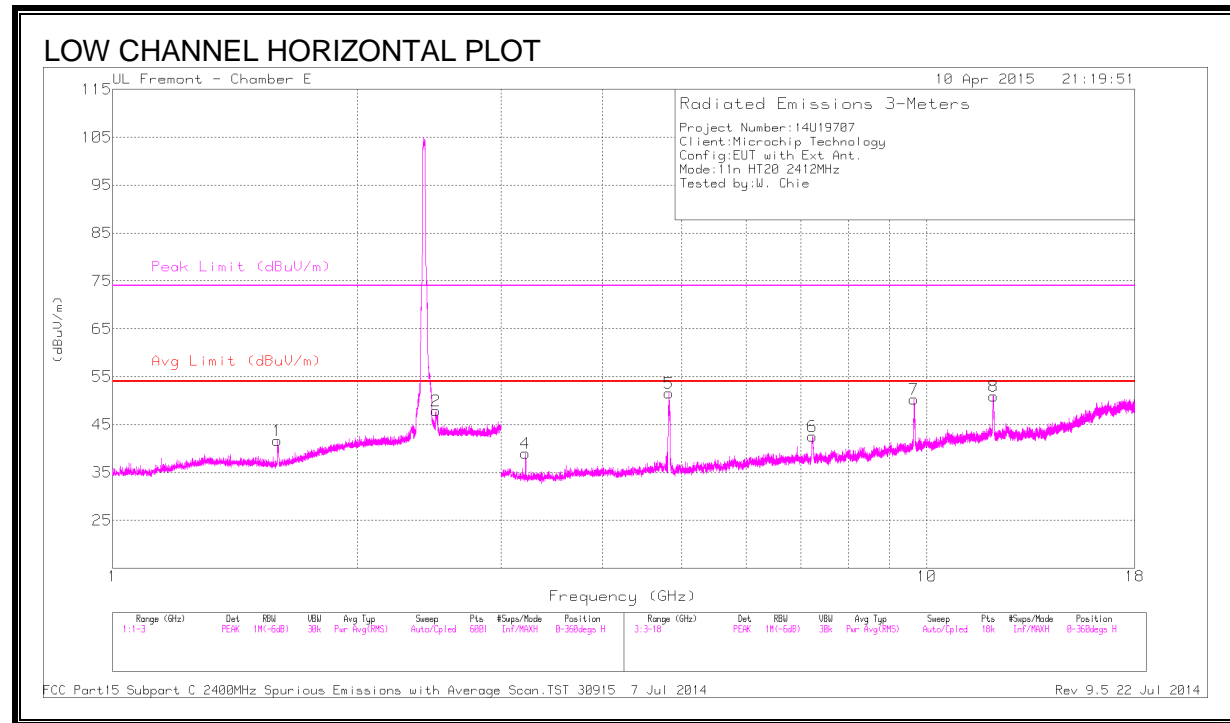
Marker	Frequency (GHz)	Meter Reading (dBuV)	Det	AF T120 (dB/m)	Amp/Cbl/Filtr/Pad (dB)	DC Corr (dB)	Corrected Reading (dBuV/m)	Average Limit (dBuV/m)	Margin (dB)	Peak Limit (dBuV/m)	PK Margin (dB)	Azimuth (Degs)	Height (cm)	Polarity
1	* 2.484	52.39	PK	32.2	-20.9	0	63.69	-	-	74	-10.31	199	316	V
2	* 2.484	54.61	PK	32.2	-20.9	0	65.91	-	-	74	-8.09	199	316	V
3	* 2.484	39.37	RMS	32.2	-20.9	0.13	50.80	54	-3.20	-	-	199	316	V
4	* 2.484	38.79	RMS	32.2	-20.9	0.13	50.22	54	-3.78	-	-	199	316	V

\* - indicates frequency in CFR 47, Part 15 and Industry Canada RSS-Restricted Band.

PK - Peak detector

RMS - RMS detection

**HARMONICS AND SPURIOUS EMISSIONS**



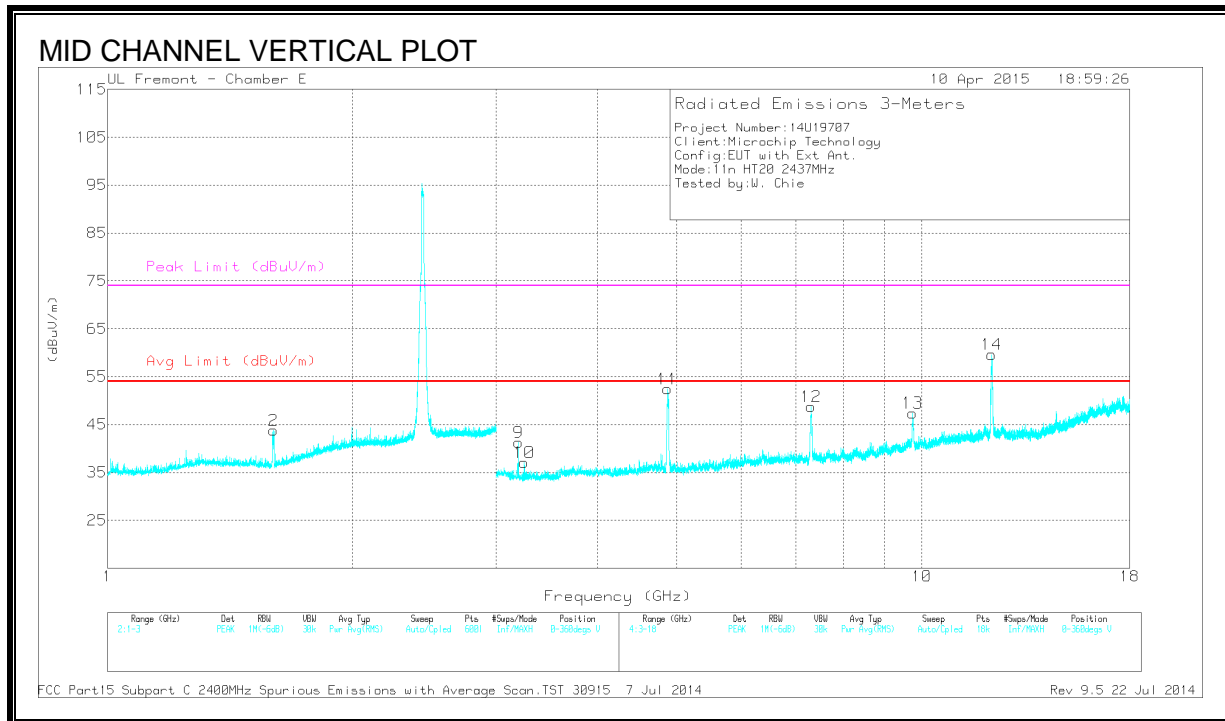
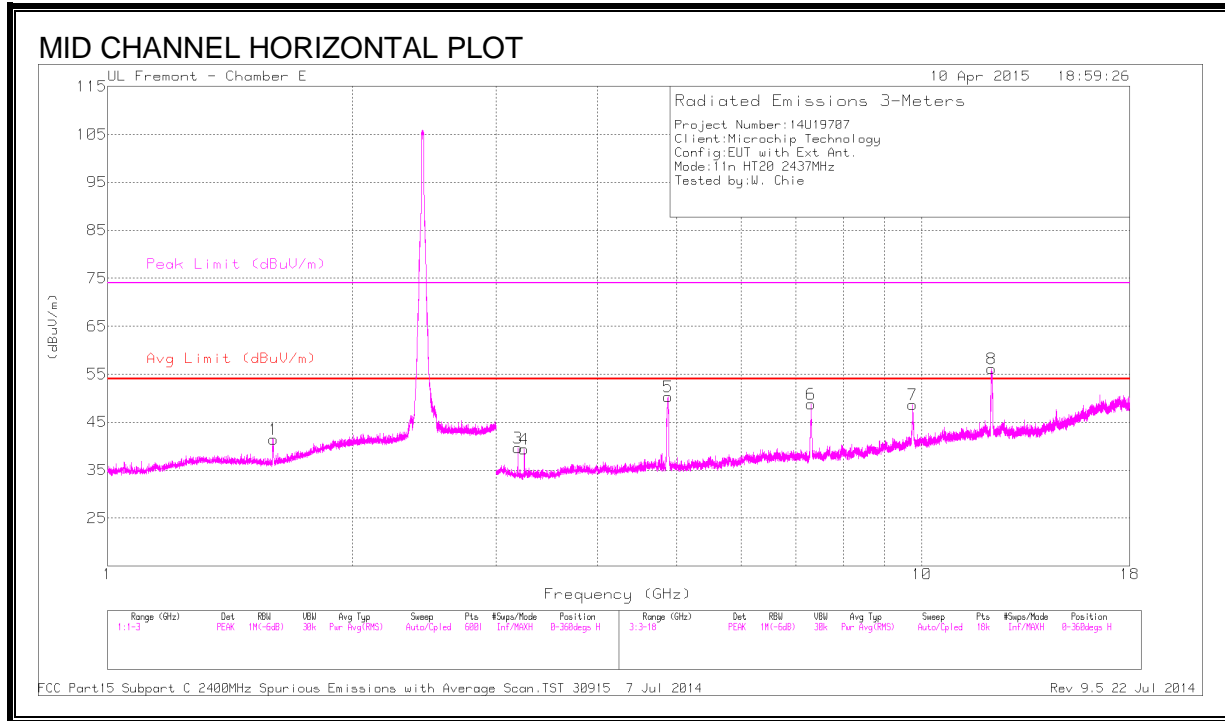
**DATA**

Marker	Frequency (GHz)	Meter Reading (dBuV)	Det	AF T346 (dB/m)	Amp/Cbl /Fitr/Pad (dB)	DC Corr (dB)	Corrected Reading (dBuV/m)	Avg Limit (dBuV/m)	Margin (dB)	Peak Limit (dBuV/m)	PK Margin (dB)	Azimuth (Degs)	Height (cm)	Polarity
1	* 1.593	46.97	PK2	28	-26.4	0	48.57	-	-	74	-25.43	5	169	H
	* 1.594	33.76	MAv1	28	-26.4	.13	35.49	54	-18.51	-	-	5	169	H
2	* 2.497	51.34	PK2	32.2	-24.3	0	59.24	-	-	74	-14.76	59	318	H
	* 2.497	39.91	MAv1	32.2	-24.3	.13	47.94	54	-6.06	-	-	59	318	H
3	* 1.598	50.34	PK2	27.9	-26.4	0	51.84	-	-	74	-22.16	132	108	V
	* 1.594	37.71	MAv1	28	-26.4	.13	39.44	54	-14.56	-	-	132	108	V
5	* 4.815	56.94	PK2	34.1	-31.1	0	59.94	-	-	74	-14.06	83	216	H
	* 4.825	44.43	MAv1	34.1	-31.2	.13	47.46	54	-6.54	-	-	83	216	H
8	* 12.07	49.22	PK2	38.6	-24.4	0	63.42	-	-	74	-10.58	176	190	H
	* 12.064	35.48	MAv1	38.6	-24.3	.13	49.91	54	-4.09	-	-	176	190	H
13	* 12.05	53.4	PK2	38.6	-24.2	0	67.8	-	-	74	-6.2	161	199	V
	* 12.058	37.24	MAv1	38.6	-24.3	.13	51.67	54	-2.33	-	-	161	199	V
10	* 4.818	56.99	PK2	34.1	-31.1	0	59.99	-	-	74	-14.01	135	240	V
	* 4.824	44.92	MAv1	34.1	-31.2	.13	47.95	54	-6.05	-	-	135	240	V
9	3.195	43.03	PK2	32.7	-31.8	0	43.93	-	-	-	-	122	176	V
4	3.216	42.9	PK2	32.7	-31.9	0	43.7	-	-	-	-	269	181	H
11	7.237	46.98	PK2	35.5	-28.5	0	53.98	-	-	-	-	200	251	V
6	7.241	41.21	PK2	35.5	-28.4	0	48.31	-	-	-	-	127	228	H
12	9.641	37.67	PK2	36.9	-23.9	0	50.67	-	-	-	-	134	241	V
7	9.649	40.54	PK2	36.9	-23.9	0	53.54	-	-	-	-	147	142	H

\* - indicates frequency in CFR 47, Part 15 and Industry Canada RSS-Restricted Band.

PK2 - KDB558074 Method: Maximum Peak

MAv1 - KDB558074 Option 1 Maximum RMS Average



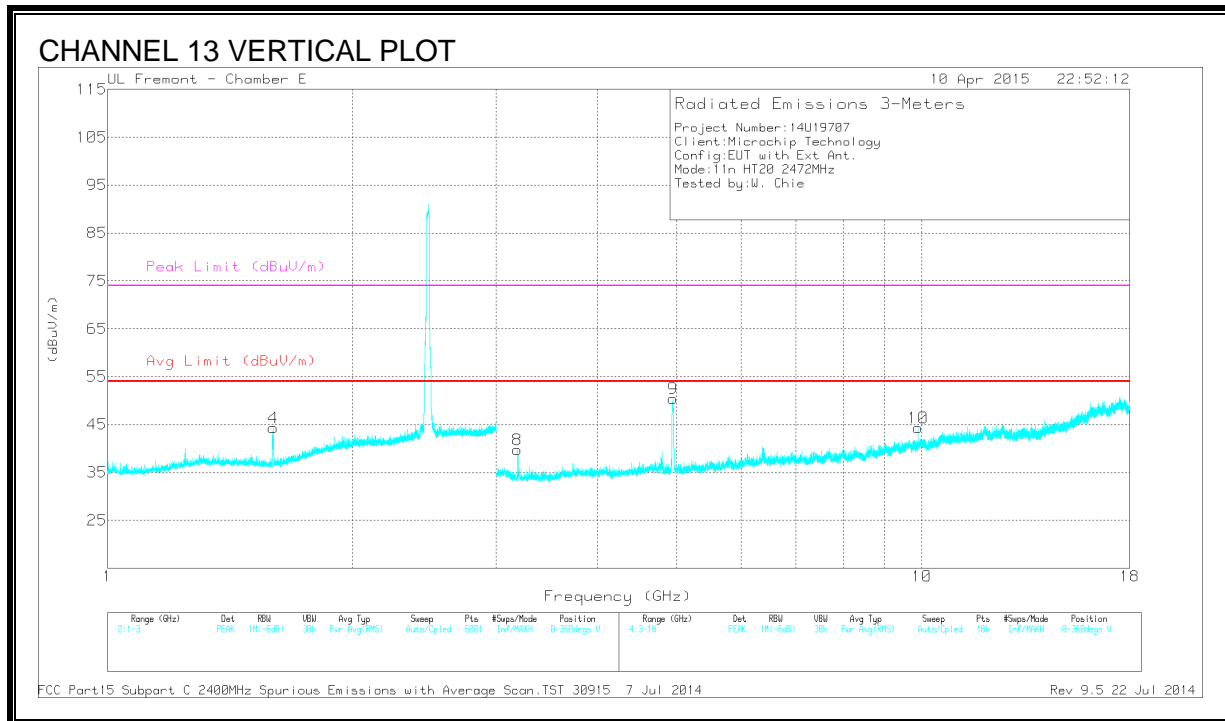
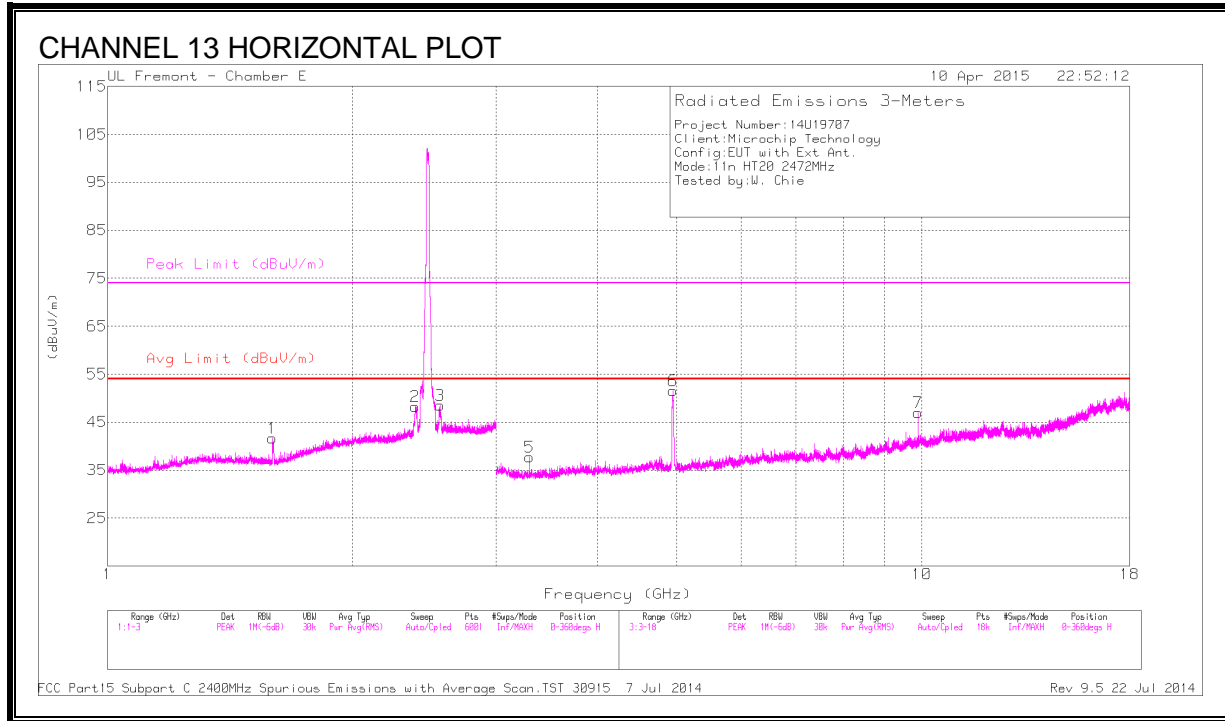
**DATA**

Marker	Frequenc y (GHz)	Meter Readi ng (dBuV)	Det	AF T346 (dB/m)	Amp/Cbl /Fitr/Pad (dB)	DC Corr (dB)	Correcte d Reading (dBuV/m)	Avg Limit (dBuV/m)	Margin (dB)	Peak Limit (dBuV/m)	PK Margin (dB)	Azimuth (Degs)	Height (cm)	Polarity
1	* 1.598	50.15	PK2	27.9	-26.4	0	51.65	-	-	74	-22.35	129	184	H
	* 1.594	34.76	MAv1	28	-26.4	.13	36.49	54	-17.51	-	-	129	184	H
2	* 1.596	52.14	PK2	27.9	-26.4	0	53.64	-	-	74	-20.36	309	191	V
	* 1.594	33.33	MAv1	28	-26.4	.13	35.06	54	-18.94	-	-	309	191	V
8	* 12.182	47.18	PK2	38.7	-24.3	0	61.58	-	-	74	-12.42	13	200	H
	* 12.182	33.71	MAv1	38.7	-24.3	.13	48.24	54	-5.76	-	-	13	200	H
5	* 4.877	53.26	PK2	34.1	-31	0	56.36	-	-	74	-17.64	86	227	H
	* 4.872	41.54	MAv1	34.1	-31	.13	44.77	54	-9.23	-	-	86	227	H
6	* 7.3	47.75	PK2	35.5	-28	0	55.25	-	-	74	-18.75	175	382	H
	* 7.311	35.08	MAv1	35.5	-27.9	.13	42.81	54	-11.19	-	-	175	382	H
11	* 4.881	52.7	PK2	34.1	-31	0	55.8	-	-	74	-18.2	359	278	V
	* 4.875	41.71	MAv1	34.1	-31	.13	44.94	54	-9.06	-	-	359	278	V
12	* 7.3	49.8	PK2	35.5	-28	0	57.3	-	-	74	-16.7	269	302	V
	* 7.311	37.79	MAv1	35.5	-27.9	.13	45.52	54	-8.48	-	-	269	302	V
14	* 12.186	52.27	PK2	38.7	-24.2	0	66.77	-	-	74	-7.23	158	234	V
	* 12.184	37.28	MAv1	38.7	-24.3	.13	51.81	54	-2.19	-	-	158	234	V
4	3.189	42.85	PK2	32.7	-31.7	0	43.85	-	-	-	-	183	152	H
9	3.195	45.04	PK2	32.7	-31.8	0	45.94	-	-	-	-	73	206	V
10	3.249	45.12	PK2	32.7	-32.1	0	45.72	-	-	-	-	143	230	V
3	3.25	44.91	PK2	32.7	-32.1	0	45.51	-	-	-	-	63	141	H
7	9.747	43.59	PK2	37	-25.2	0	55.39	-	-	-	-	156	172	V
13	9.748	39.41	PK2	37	-25.2	0	51.21	-	-	-	-	225	142	H

\* - indicates frequency in CFR 47, Part 15 and Industry Canada RSS-Restricted Band.

PK2 - KDB558074 Method: Maximum Peak

MAv1 - KDB558074 Option 1 Maximum RMS Average



**DATA**

Marker	Frequency (GHz)	Meter Reading (dBuV)	Det	AF T346 (dB/m)	Amp/Cbl /Filtr/Pad (dB)	DC Corr (dB)	Corrected Reading (dBuV/m)	Avg Limit (dBuV/m)	Margin (dB)	Peak Limit (dBuV/m)	PK Margin (dB)	Azimuth (Degs)	Height (cm)	Polarity
1	* 1.593	50.3	PK2	28	-26.4	0	51.9	-	-	74	-22.1	136	210	H
	* 1.594	34.76	MAv1	28	-26.4	.13	36.49	54	-17.51	-	-	136	210	H
2	* 2.388	50.86	PK2	32.1	-24.7	0	58.26	-	-	74	-15.74	51	275	H
	* 2.388	39.92	MAv1	32.1	-24.7	.13	47.45	54	-6.55	-	-	51	275	H
4	* 1.599	51.63	PK2	27.9	-26.4	0	53.13	-	-	74	-20.87	130	171	V
	* 1.594	35.51	MAv1	28	-26.4	.13	37.24	54	-16.76	-	-	130	171	V
6	* 4.947	58.55	PK2	34.1	-30.2	0	62.45	-	-	74	-11.55	236	338	H
	* 4.945	45.65	MAv1	34.1	-30.2	.13	49.68	54	-4.32	-	-	236	338	H
9	* 4.944	57.94	PK2	34.1	-30.2	0	61.84	-	-	74	-12.16	4	339	V
	* 4.945	44.55	MAv1	34.1	-30.2	.13	48.58	54	-5.42	-	-	4	339	V
3	2.559	44.72	PK2	32.3	-24.1	0	52.92	-	-	-	-	94	266	H
8	3.187	42.52	PK2	32.7	-31.7	0	43.52	-	-	-	-	89	170	V
5	3.296	42.55	PK2	32.7	-31.4	0	43.85	-	-	-	-	189	232	H
7	9.888	38.07	PK2	37.1	-24.8	0	50.37	-	-	-	-	195	185	H
10	9.888	37.95	PK2	37.1	-24.8	0	50.25	-	-	-	-	54	219	V

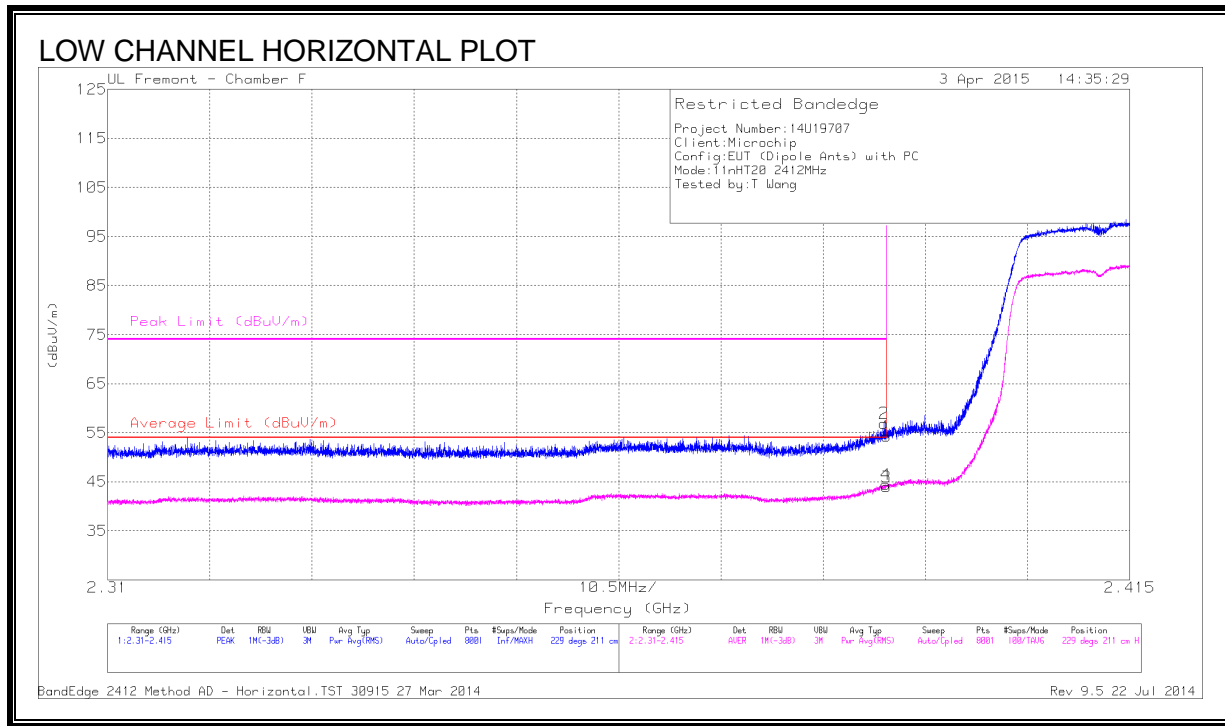
\* - indicates frequency in CFR 47, Part 15 and Industry Canada RSS-Restricted Band.

PK2 - KDB558074 Method: Maximum Peak

MAv1 - KDB558074 Option 1 Maximum RMS Average

### 10.4.4. DIPOLE ANTENNA

#### RESTRICTED BANDEDGE



#### DATA

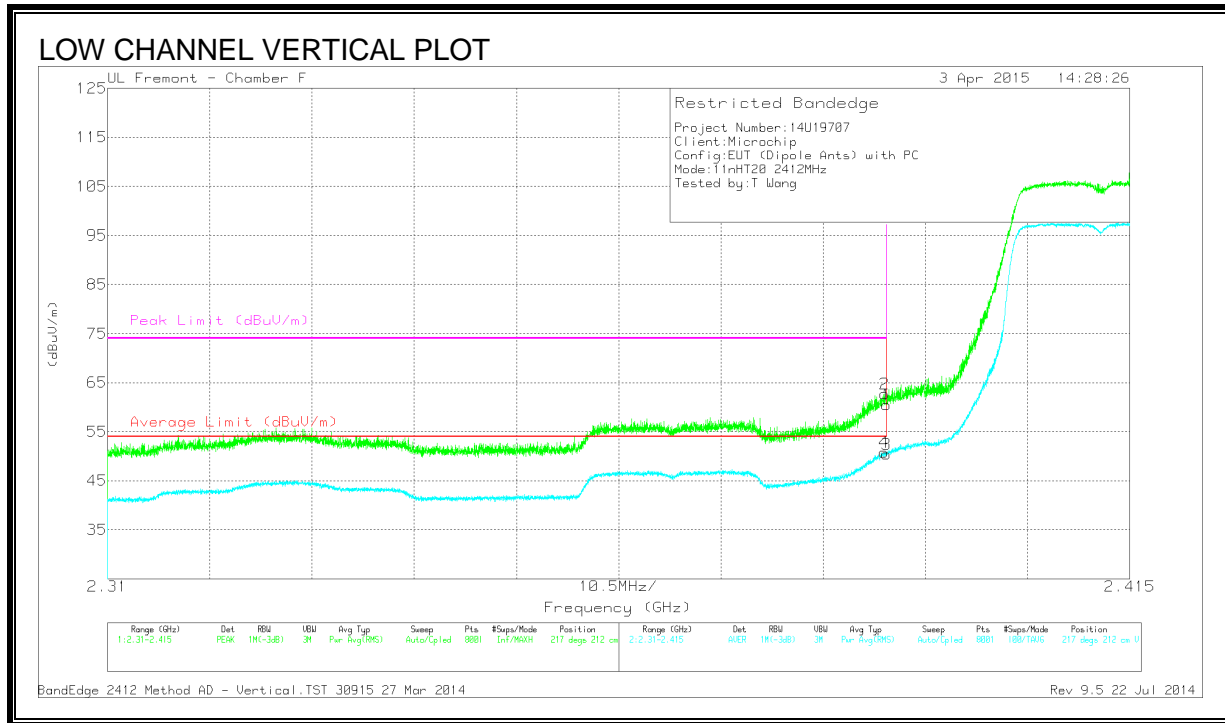
Marker	Frequency (GHz)	Meter Reading (dBuV)	Det	AF T120 (dB/m)	Amp/Cb/ Fitr/Pad (dB)	DC Corr (dB)	Corrected Reading (dBuV/m)	Average Limit (dBuV/m)	Margin (dB)	Peak Limit (dBuV/m)	PK Margin (dB)	Azimuth (Degs)	Height (cm)	Polarity
1	* 2.39	43.22	PK	31.9	-20.9	0	54.22	-	-	74	-19.78	229	211	H
2	* 2.39	45.93	PK	31.9	-20.9	0	56.93	-	-	74	-17.07	229	211	H
3	* 2.39	32.96	RMS	31.9	-20.9	0.13	44.09	54	-9.91	-	-	229	211	H
4	* 2.39	33.44	RMS	31.9	-20.9	0.13	44.57	54	-9.43	-	-	229	211	H

\* - indicates frequency in CFR 47, Part 15 and Industry Canada RSS-Restricted Band.

PK - Peak detector

RMS - RMS detection





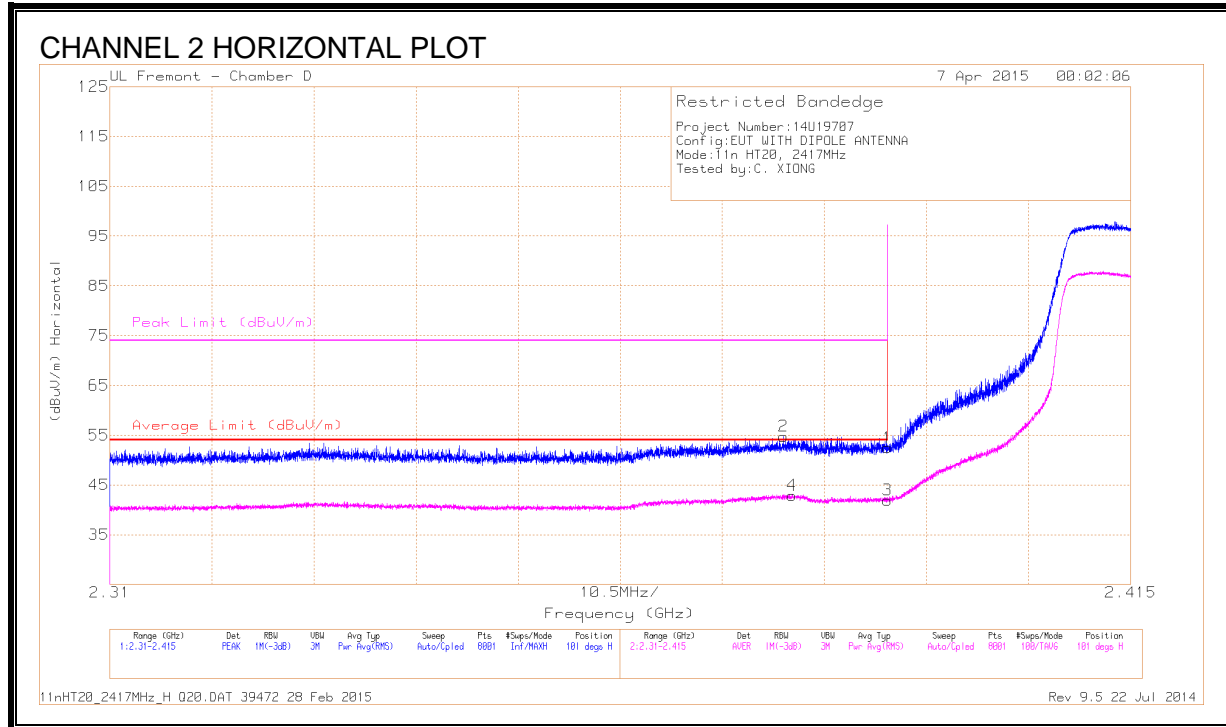
**DATA**

Marker	Frequency (GHz)	Meter Reading (dBuV)	Det	AF T120 (dB/m)	Amp/Cb/ Fitr/Pad (dB)	DC Corr (dB)	Corrected Reading (dBuV/m)	Average Limit (dBuV/m)	Margin (dB)	Peak Limit (dBuV/m)	PK Margin (dB)	Azimuth (Degs)	Height (cm)	Polarity
1	* 2.39	49.43	PK	31.9	-20.9	0	60.43	-	-	74	-13.57	217	212	V
2	* 2.39	51.7	PK	31.9	-20.9	0	62.7	-	-	74	-11.3	217	212	V
3	* 2.39	39.4	RMS	31.9	-20.9	0.13	50.53	54	-3.47	-	-	217	212	V
4	* 2.39	39.8	RMS	31.9	-20.9	0.13	50.93	54	-3.07	-	-	217	212	V

\* - indicates frequency in CFR 47, Part 15 and Industry Canada RSS-Restricted Band.

PK - Peak detector

RMS - RMS detection



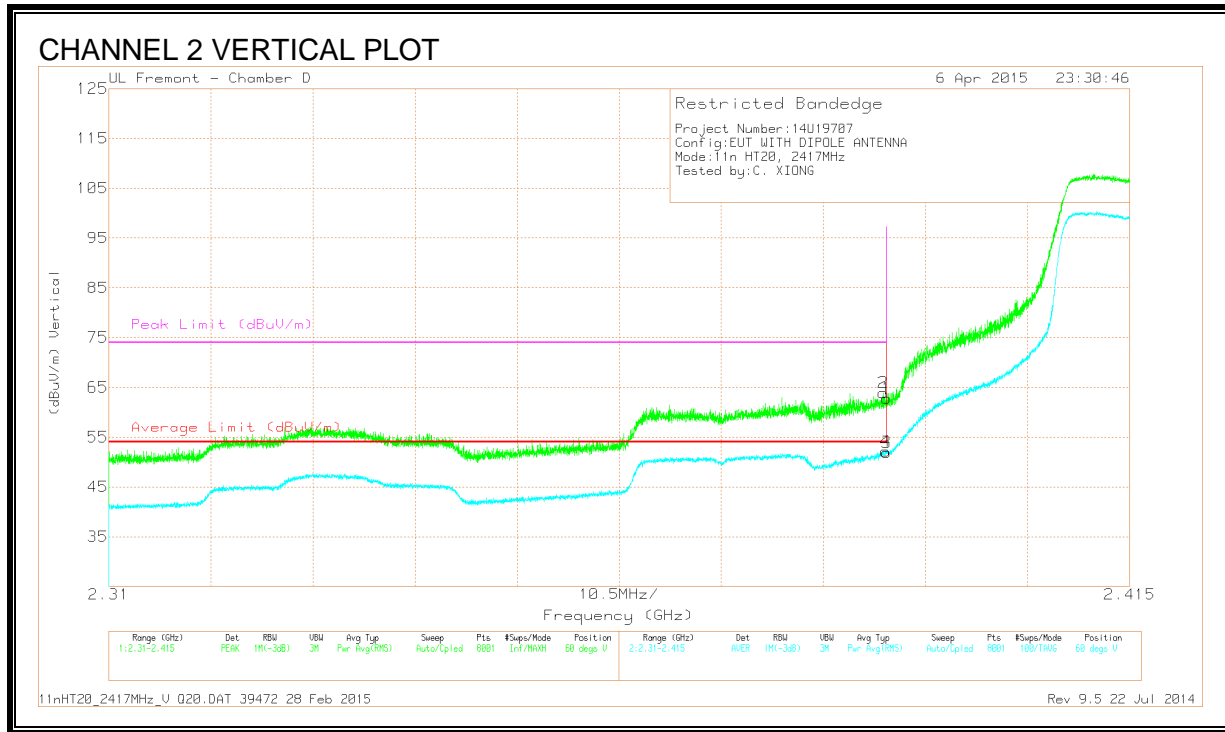
**DATA**

Marker	Frequenc y (GHz)	Meter Reading (dBuV)	Det	AF T344 (dB/m)	Amp/Cbl/FI tr/Pad (dB)	DC Corr (dB)	Corrected Reading (dBuV/m)	Average Limit (dBuV/m)	Margin (dB)	Peak Limit (dBuV/m)	PK Margin (dB)	Azimuth (Degs)	Height (cm)	Polarity
1	* 2.39	41.11	PK	32.1	-20.7	0	52.51	-	-	74	-21.49	101	225	H
2	* 2.379	43.48	PK	32.1	-20.8	0	54.78	-	-	74	-19.22	101	225	H
3	* 2.39	30.56	RMS	32.1	-20.7	.13	42.09	54	-11.91	-	-	101	225	H
4	* 2.38	31.62	RMS	32.1	-20.8	.13	43.05	54	-10.95	-	-	101	225	H

\* - indicates frequency in CFR 47, Part 15 and Industry Canada RSS-Restricted Band.

PK - Peak detector

RMS - RMS detection



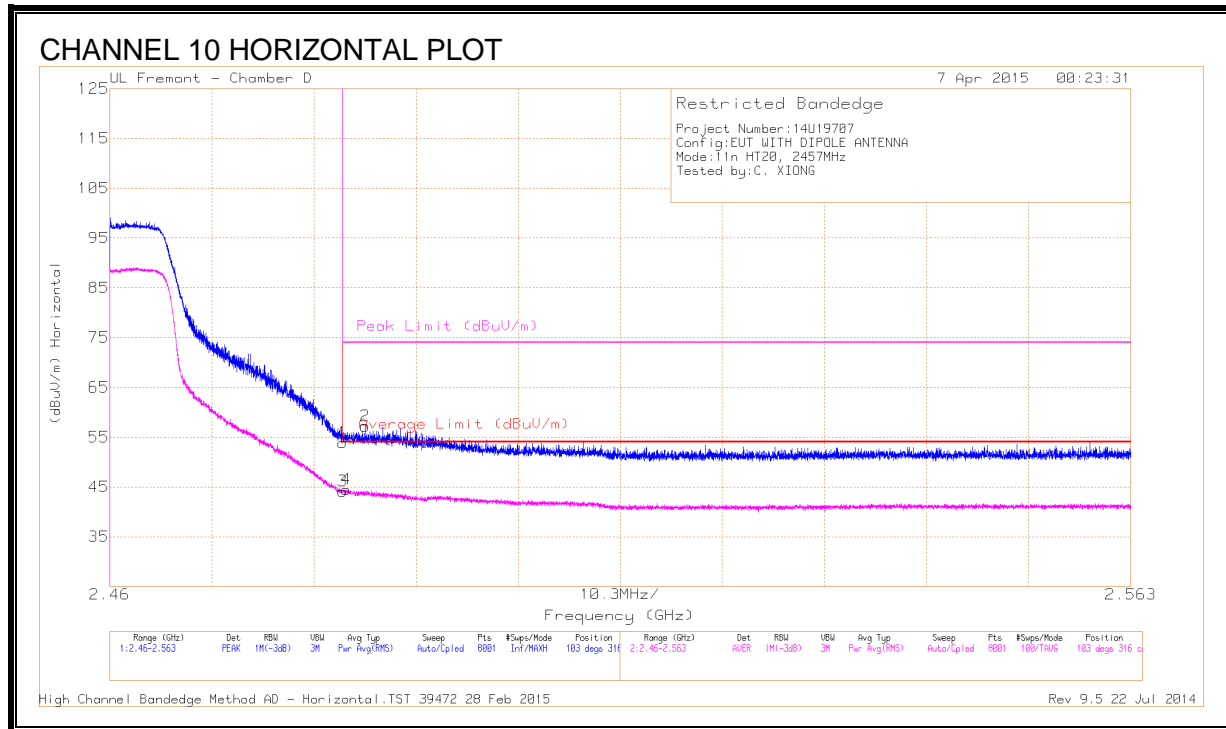
**DATA**

Marker	Frequency (GHz)	Meter Reading (dBuV)	Det	AF T344 (dB/m)	Amp/Cbl /Filtr/Pad (dB)	DC Corr (dB)	Corrected Reading (dBuV/m)	Average Limit (dBuV/m)	Margin (dB)	Peak Limit (dBuV/m)	PK Margin (dB)	Azimuth (Degs)	Height (cm)	Polarity
1	* 2.39	51.42	PK	32.1	-20.7	0	62.82	-	-	74	-11.18	60	231	V
2	* 2.39	52.54	PK	32.1	-20.7	0	63.94	-	-	74	-10.06	60	231	V
3	* 2.39	40.56	RMS	32.1	-20.7	.13	52.09	54	-1.91	-	-	60	231	V
4	* 2.39	40.75	RMS	32.1	-20.7	.13	52.28	54	-1.72	-	-	60	231	V

\* - indicates frequency in CFR 47, Part 15 and Industry Canada RSS-Restricted Band.

PK - Peak detector

RMS - RMS detection



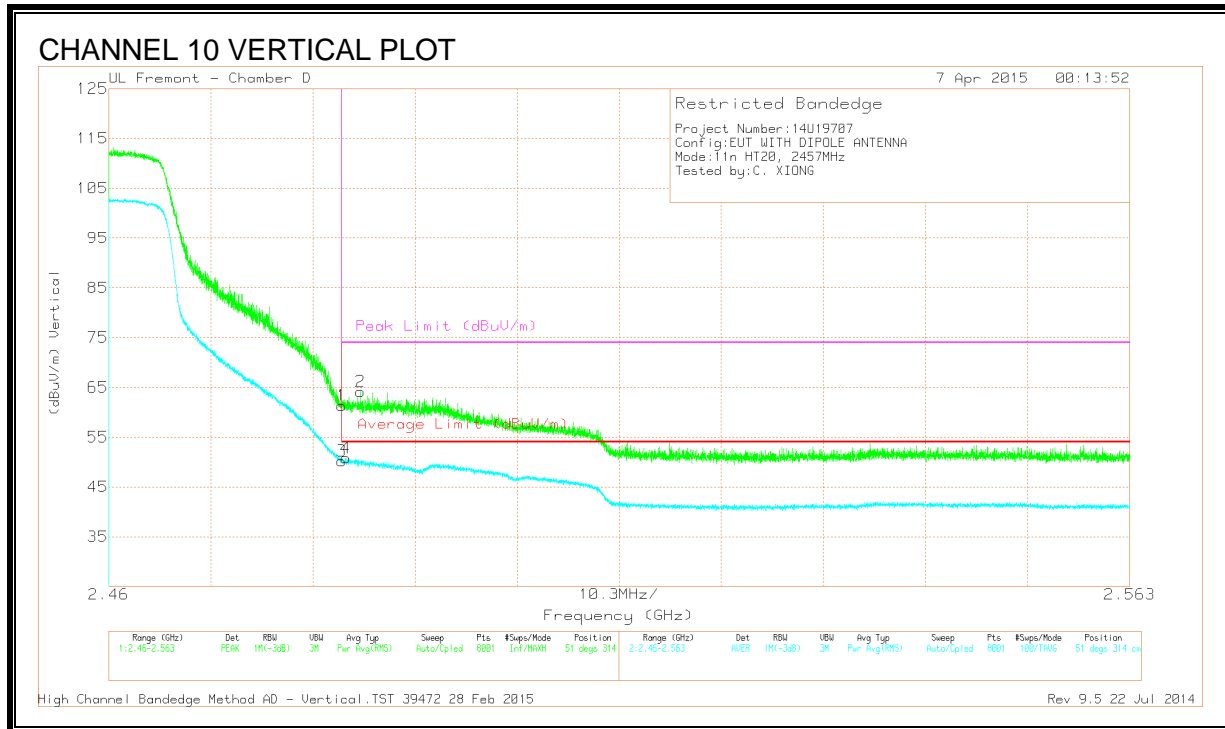
**DATA**

Marker	Frequency (GHz)	Meter Reading (dBuV)	Det	AF T344 (dB/m)	Amp/Cb/ Filt/Pad (dB)	DC Corr (dB)	Corrected Reading (dBuV/m)	Average Limit (dBuV/m)	Margin (dB)	Peak Limit (dBuV/m)	PK Margin (dB)	Azimuth (Degs)	Height (cm)	Polarity
1	* 2.484	42.51	PK	32.2	-20.8	0	53.91	-	-	74	-20.09	103	316	H
3	* 2.484	32.75	RMS	32.2	-20.8	0.13	44.28	54	-9.72	-	-	103	316	H
4	* 2.484	33.12	RMS	32.2	-20.8	0.13	4465	54	-9.35	-	-	103	316	H
2	* 2.486	45.85	PK	32.2	-20.8	0	57.25	-	-	74	-16.75	103	316	H

\* - indicates frequency in CFR 47, Part 15 and Industry Canada RSS-Restricted Band.

PK - Peak detector

RMS - RMS detection



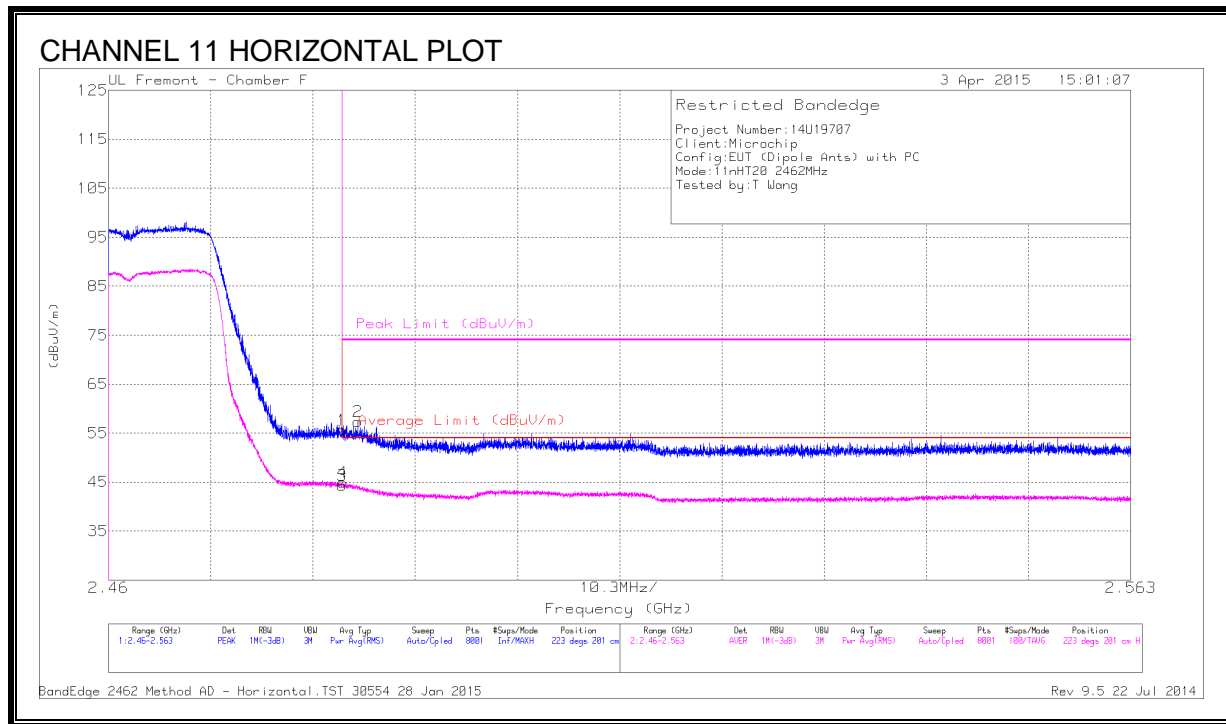
**DATA**

Marker	Frequency (GHz)	Meter Reading (dBuV)	Det	AF T344 (dB/m)	Amp/Cb/ Fitr/Pad (dB)	DC Corr (dB)	Corrected Reading (dBuV/m)	Average Limit (dBuV/m)	Margin (dB)	Peak Limit (dBuV/m)	PK Margin (dB)	Azimuth (Degs)	Height (cm)	Polarity
1	* 2.484	49.98	PK	32.2	-20.8	0	61.38	-	-	74	-12.62	51	314	V
3	* 2.484	38.84	RMS	32.2	-20.8	0.13	50.37	54	-3.63	-	-	51	314	V
4	* 2.484	39.41	RMS	32.2	-20.8	0.13	50.94	54	-3.06	-	-	51	314	V
2	* 2.485	52.76	PK	32.2	-20.8	0	64.16	-	-	74	-9.84	51	314	V

\* - indicates frequency in CFR 47, Part 15 and Industry Canada RSS-Restricted Band.

PK - Peak detector

RMS - RMS detection



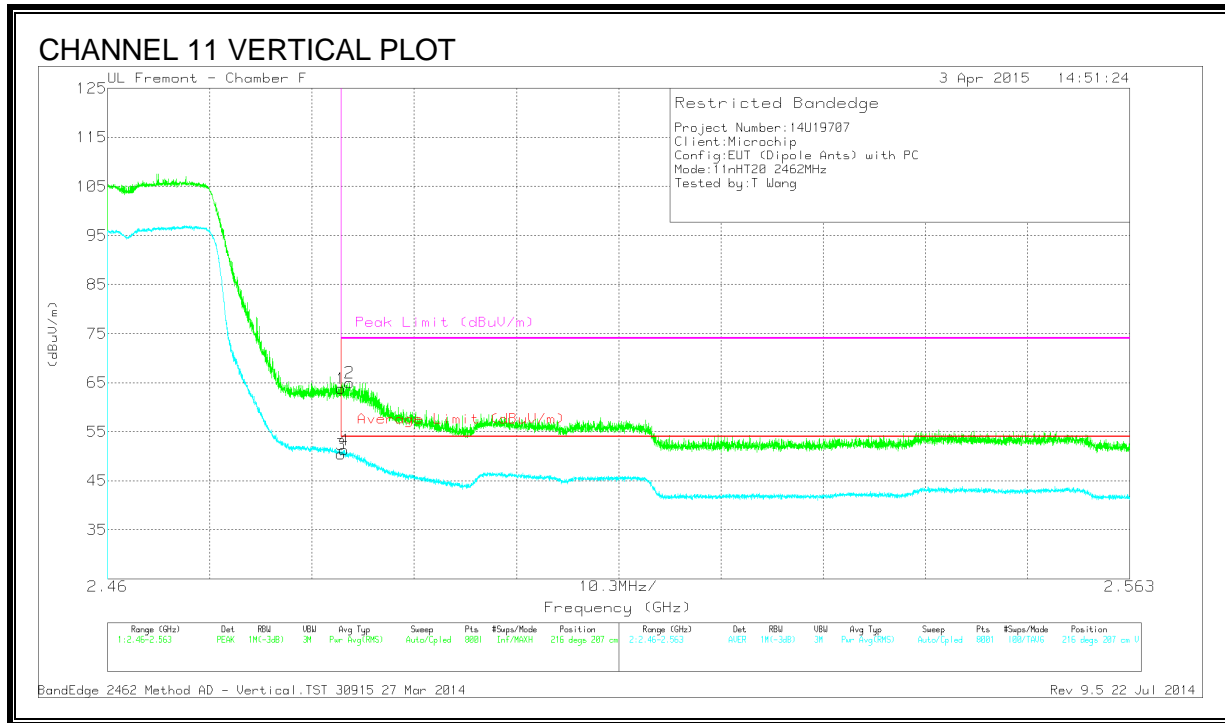
**DATA**

Marker	Frequency (GHz)	Meter Reading (dBuV)	Det	AF T120 (dB/m)	Amp/Cbl/Filtr/Pad (dB)	DC Corr (dB)	Corrected Reading (dBuV/m)	Average Limit (dBuV/m)	Margin (dB)	Peak Limit (dBuV/m)	PK Margin (dB)	Azimuth (Degs)	Height (cm)	Polarity
1	* 2.484	44.38	PK	32.2	-20.9	0	55.68	-	-	74	-18.32	223	201	H
2	* 2.485	46.04	PK	32.2	-20.9	0	57.34	-	-	74	-16.66	223	201	H
3	* 2.484	33.03	RMS	32.2	-20.9	0.13	44.46	54	-9.54	-	-	223	201	H
4	* 2.484	33.6	RMS	32.2	-20.9	0.13	45.03	54	-8.97	-	-	223	201	H

\* - indicates frequency in CFR 47, Part 15 and Industry Canada RSS-Restricted Band.

PK - Peak detector

RMS - RMS detection



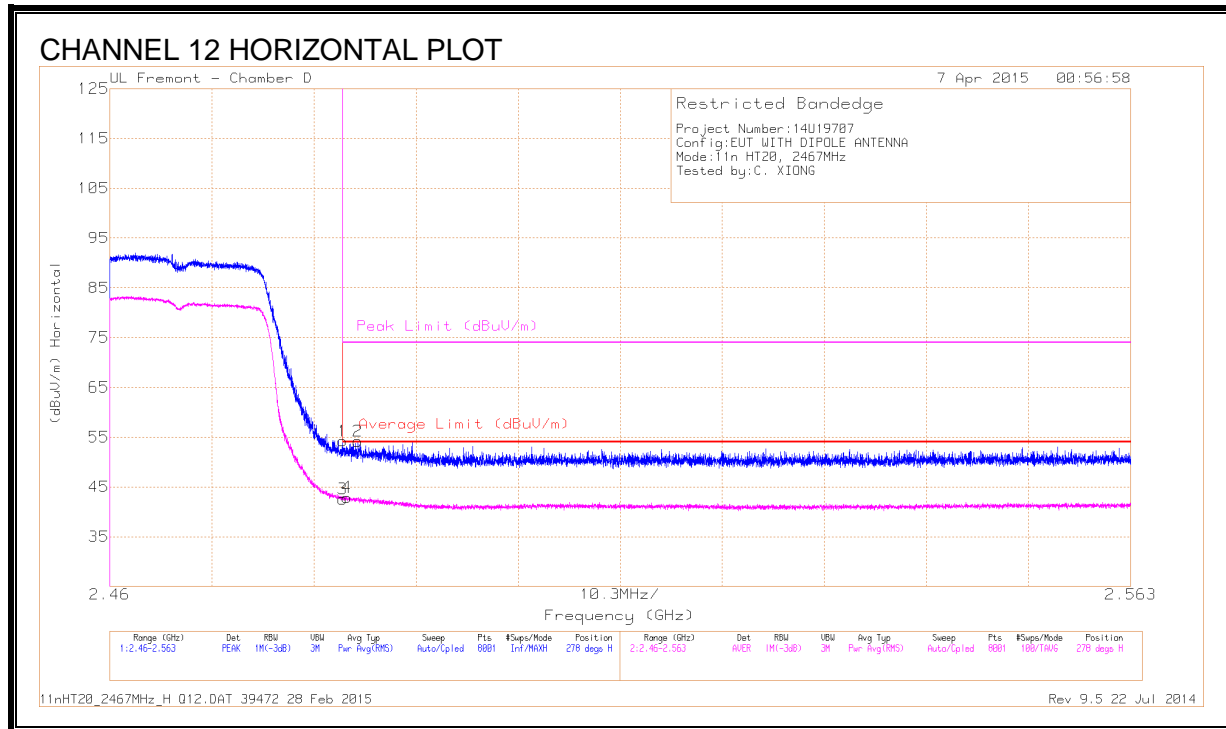
**DATA**

Marker	Frequency (GHz)	Meter Reading (dBuV)	Det	AF T120 (dB/m)	Amp/Cbl/Filtr/Pad (dB)	DC Corr (dB)	Corrected Reading (dBuV/m)	Average Limit (dBuV/m)	Margin (dB)	Peak Limit (dBuV/m)	PK Margin (dB)	Azimuth (Degs)	Height (cm)	Polarity
1	* 2.484	52.53	PK	32.2	-20.9	0	63.83	-	-	74	-10.17	216	207	V
2	* 2.484	53.7	PK	32.2	-20.9	0	65	-	-	74	-9	216	207	V
3	* 2.484	39.06	RMS	32.2	-20.9	0.13	50.49	54	-3.51	-	-	216	207	V
4	* 2.484	39.94	RMS	32.2	-20.9	0.13	51.37	54	-2.63	-	-	216	207	V

\* - indicates frequency in CFR 47, Part 15 and Industry Canada RSS-Restricted Band.

PK - Peak detector

RMS - RMS detection



**DATA**

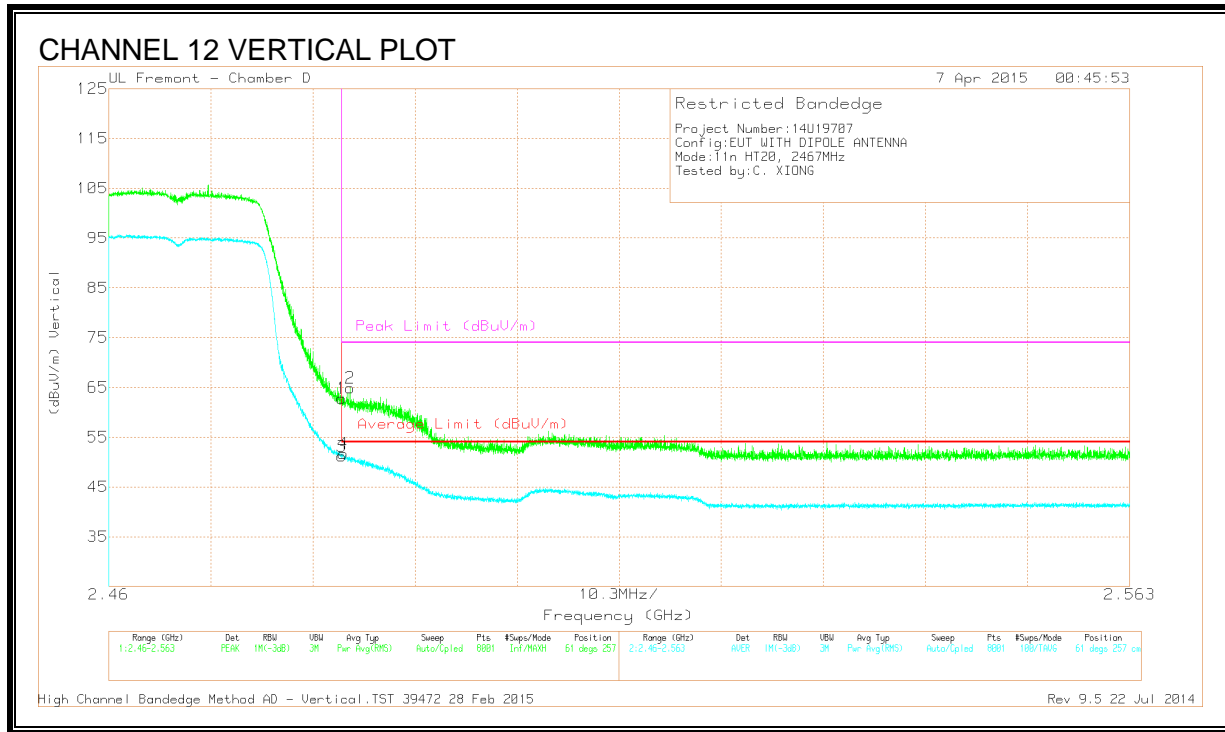
Marker	Frequency (GHz)	Meter Reading (dBuV)	Det	AF T344 (dB/m)	Amp/Cbl/FI tr/Pad (dB)	DC Corr (dB)	Corrected Reading (dBuV/m)	Average Limit (dBuV/m)	Margin (dB)	Peak Limit (dBuV/m)	PK Margin (dB)	Azimuth (Degs)	Height (cm)	Polarity
1	* 2.484	42.82	PK	32.2	-20.8	0	54.22	-	-	74	-19.78	278	103	H
2	* 2.485	42.78	PK	32.2	-20.8	0	54.18	-	-	74	-19.82	278	103	H
3	* 2.484	31.19	RMS	32.2	-20.8	.13	42.72	54	-11.28	-	-	278	103	H
4	* 2.484	31.52	RMS	32.2	-20.8	.13	43.05	54	-10.95	-	-	278	103	H

\* - indicates frequency in CFR 47, Part 15 and Industry Canada RSS-Restricted Band.

PK - Peak detector

RMS - RMS detection





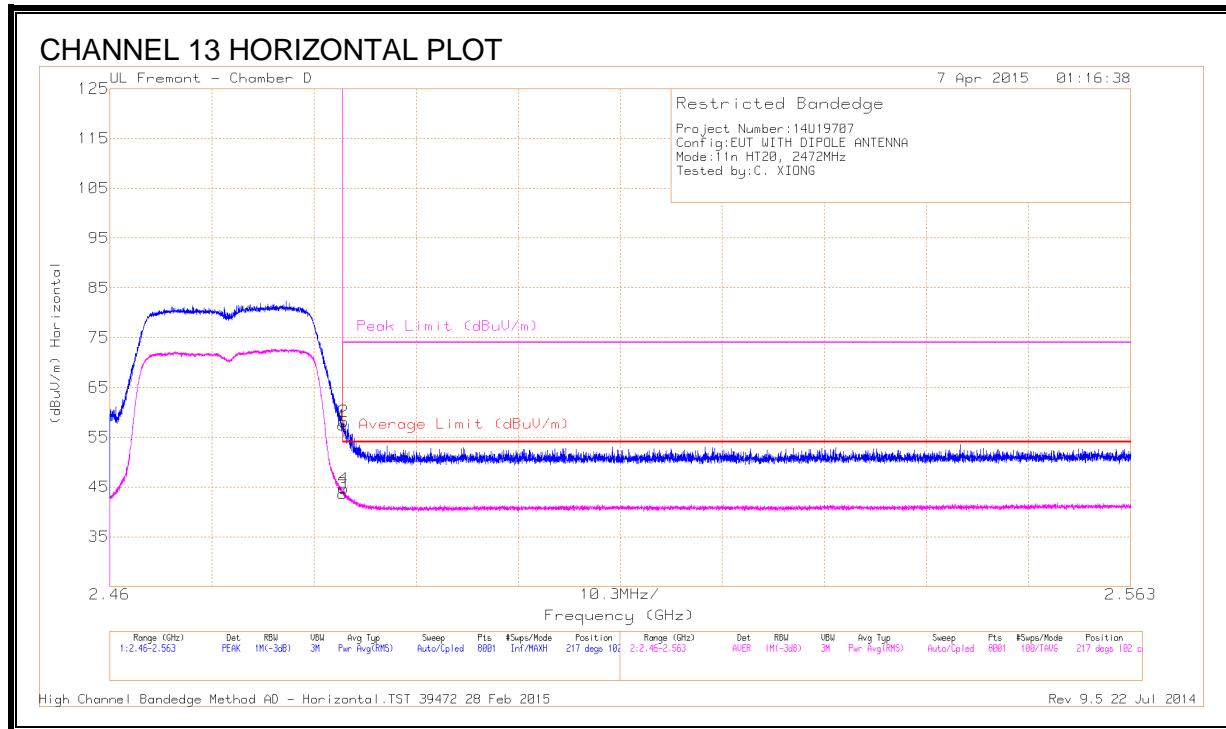
**DATA**

Marker	Frequency (GHz)	Meter Reading (dBuV)	Det	AF T344 (dB/m)	Amp/Cb/ Fitr/Pad (dB)	DC Corr (dB)	Corrected Reading (dBuV/m)	Average Limit (dBuV/m)	Margin (dB)	Peak Limit (dBuV/m)	PK Margin (dB)	Azimuth (Degs)	Height (cm)	Polarity
1	* 2.484	51.43	PK	32.2	-20.8	0	62.83	-	-	74	-11.17	61	257	V
2	* 2.484	53.49	PK	32.2	-20.8	0	64.89	-	-	74	-9.11	61	257	V
3	* 2.484	39.75	RMS	32.2	-20.8	0.13	51.28	54	-2.72	-	-	61	257	V
4	* 2.484	40.32	RMS	32.2	-20.8	0.13	51.85	54	-2.15	-	-	61	257	V

\* - indicates frequency in CFR 47, Part 15 and Industry Canada RSS-Restricted Band.

PK - Peak detector

RMS - RMS detection



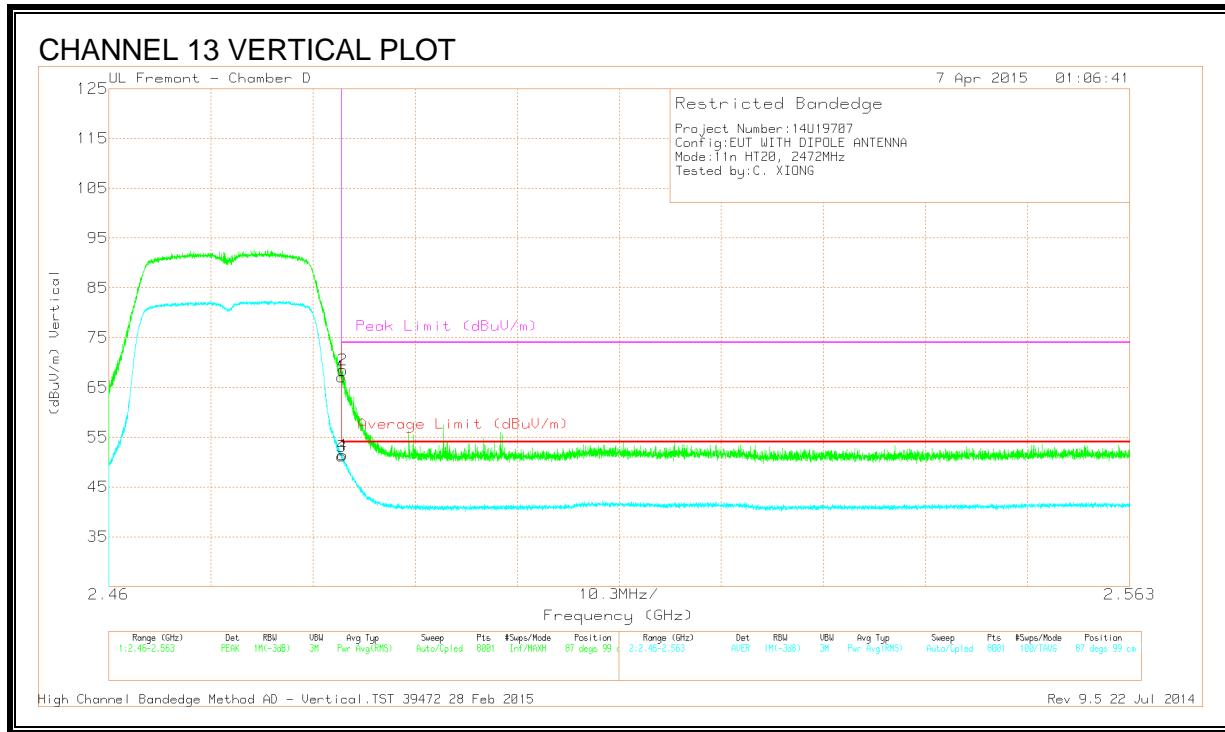
**DATA**

Marker	Frequency (GHz)	Meter Reading (dBuV)	Det	AF T344 (dB/m)	Amp/Cb/ Fitr/Pad (dB)	DC Corr (dB)	Corrected Reading (dBuV/m)	Average Limit (dBuV/m)	Margin (dB)	Peak Limit (dBuV/m)	PK Margin (dB)	Azimuth (Degs)	Height (cm)	Polarity
1	* 2.484	45.98	PK	32.2	-20.8	0	57.38	-	-	74	-16.62	217	102	H
2	* 2.484	46.77	PK	32.2	-20.8	0	58.17	-	-	74	-15.83	217	102	H
3	* 2.484	32.25	RMS	32.2	-20.8	0.13	43.78	54	-10.25	-	-	217	102	H
4	* 2.484	33.31	RMS	32.2	-20.8	0.13	44.84	54	-9.16	-	-	217	102	H

\* - indicates frequency in CFR 47, Part 15 and Industry Canada RSS-Restricted Band.

PK - Peak detector

RMS - RMS detection



**DATA**

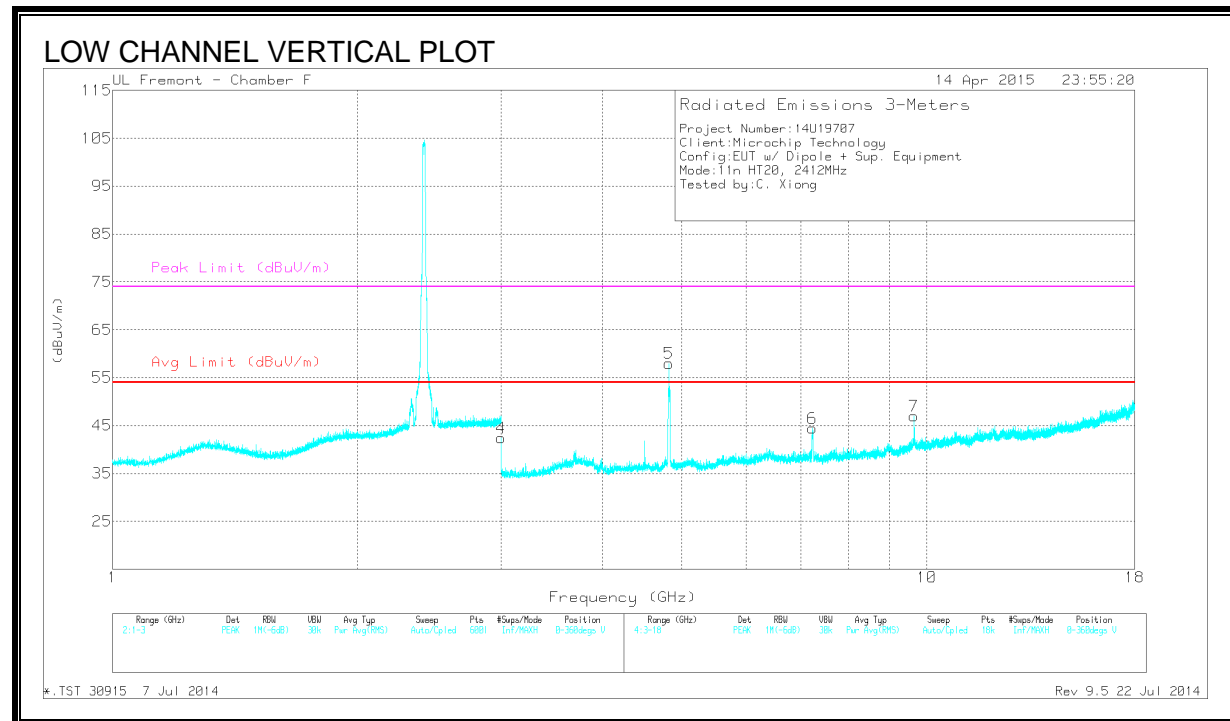
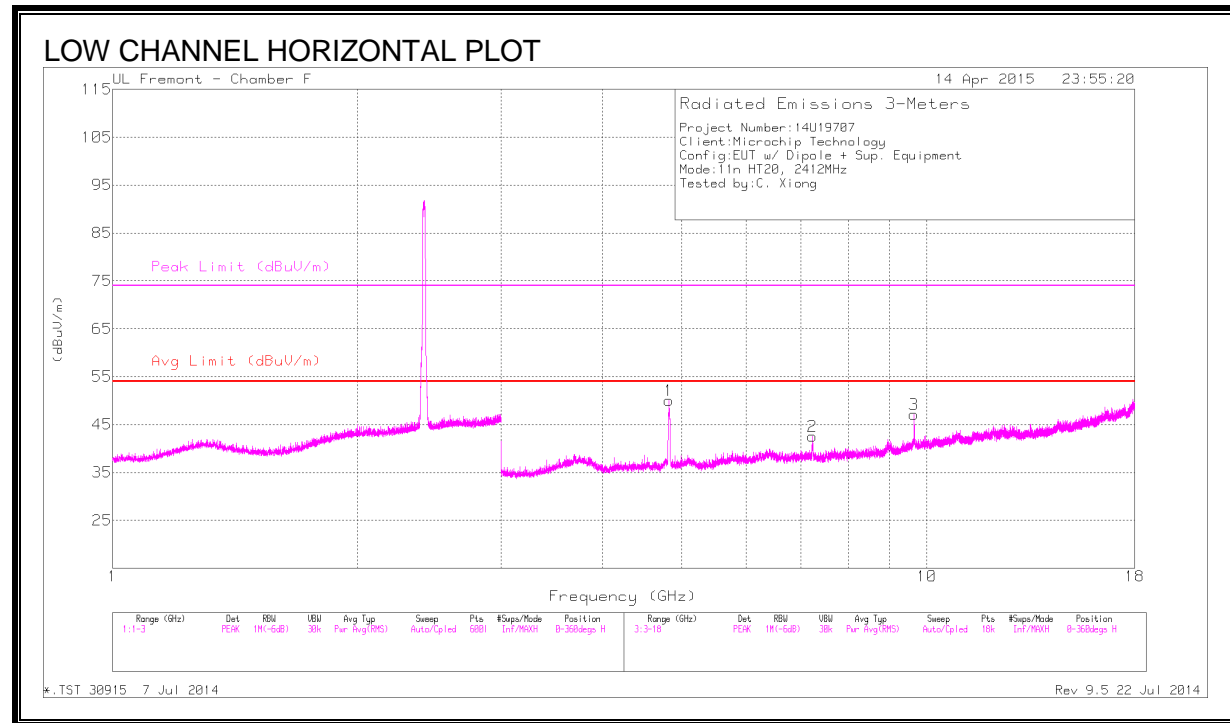
Marker	Frequency (GHz)	Meter Reading (dBuV)	Det	AF T344 (dB/m)	Amp/Cb/ Filt/Pad (dB)	DC Corr (dB)	Corrected Reading (dBuV/m)	Average Limit (dBuV/m)	Margin (dB)	Peak Limit (dBuV/m)	PK Margin (dB)	Azimuth (Degs)	Height (cm)	Polarity
1	* 2.484	55.69	PK	32.2	-20.8	0	67.09	-	-	74	-6.91	87	99	V
2	* 2.484	57.09	PK	32.2	-20.8	0	68.49	-	-	74	-5.51	87	99	V
3	* 2.484	39.75	RMS	32.2	-20.8	0.13	51.28	54	-2.72	-	-	87	99	V
4	* 2.484	40.01	RMS	32.2	-20.8	0.13	51.54	54	-2.46	-	-	87	99	V

\* - indicates frequency in CFR 47, Part 15 and Industry Canada RSS-Restricted Band.

PK - Peak detector

RMS - RMS detection

**HARMONICS AND SPURIOUS EMISSIONS**



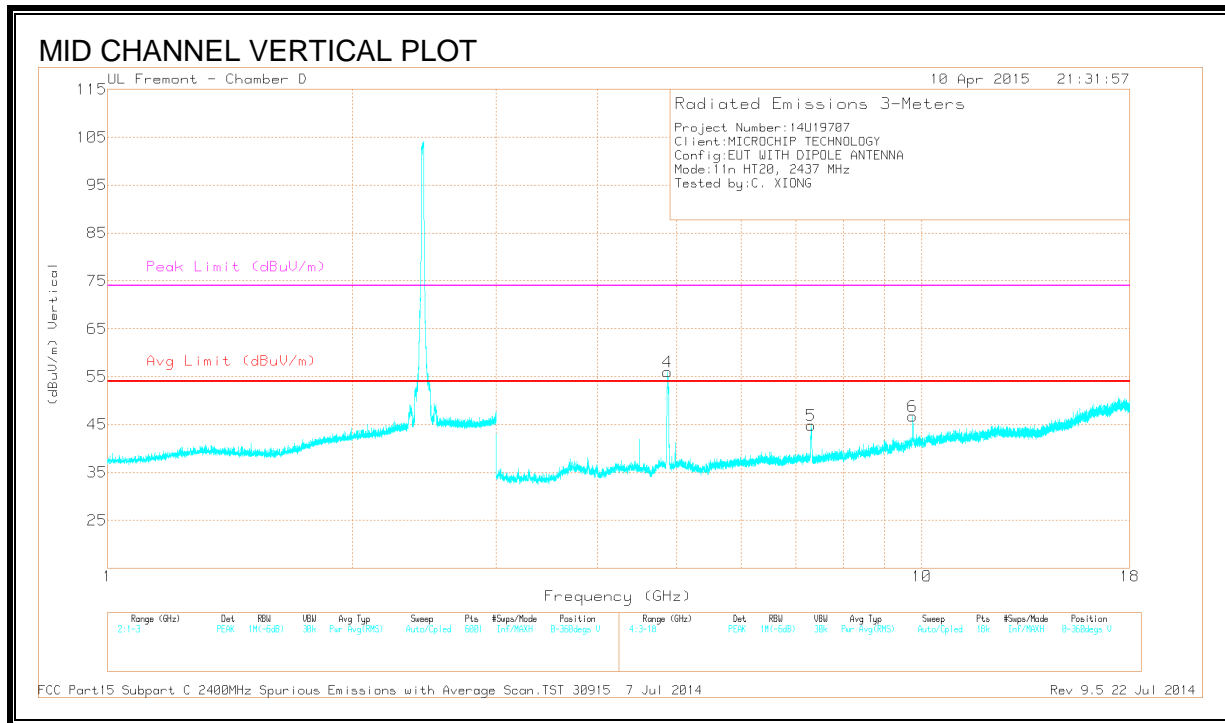
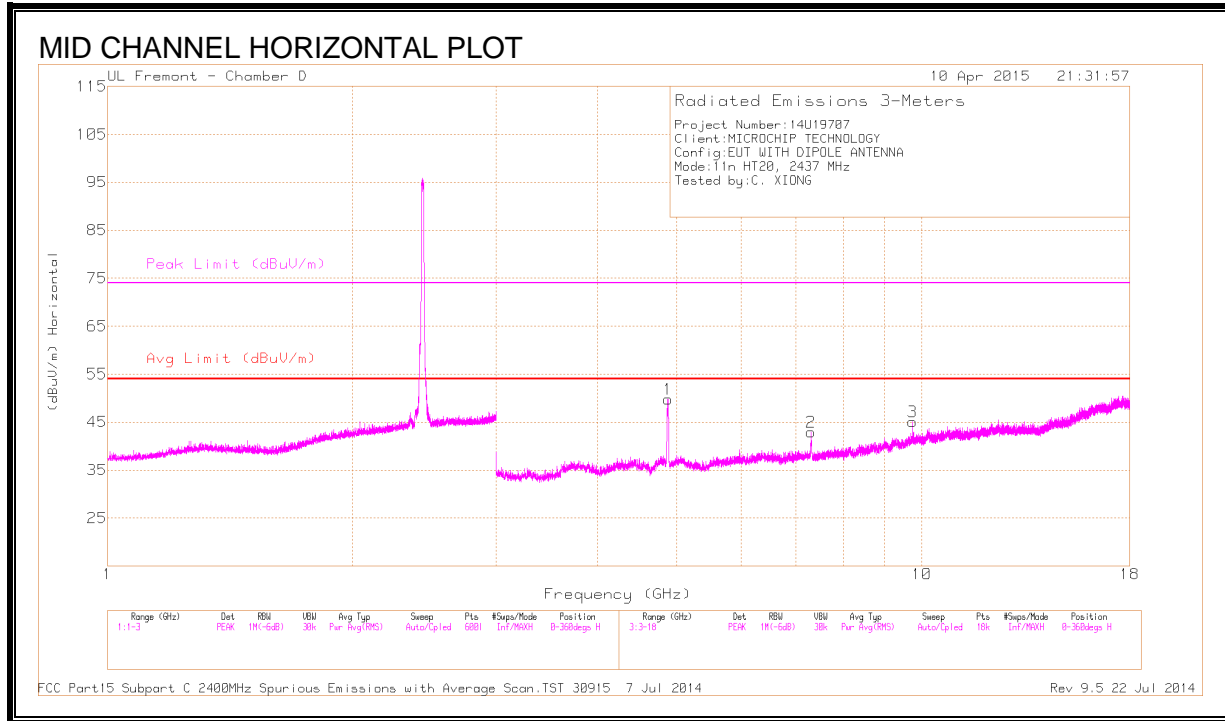
**DATA**

Marker	Frequen cy (GHz)	Meter Reading (dBuV)	Det	AF T120 (dB/m)	Amp/Cbl /Fitr/Pad (db)	DC Corr (dB)	Correcte d Reading (dBuV/m )	Avg Limit (dBuV/m )	Margin (dB)	Peak Limit (dBuV/m )	PK Margin (dB)	Azimuth (Degs)	Height (cm)	Polarity
1	* 4.823	52.47	PK2	34.1	-27.6	0	58.97	-	-	74	-15.03	210	109	H
	* 4.825	40.81	MAv1	34.1	-27.6	.13	47.44	54	-6.56	-	-	210	109	H
2	7.235	42.58	PK2	35.6	-26.4	0	51.78	-	-	-	-	3	261	H
3	9.649	39.38	PK2	37	-22.2	0	54.18	-	-	-	-	329	258	H
5	* 4.822	59.05	PK2	34.1	-27.6	0	65.55	-	-	74	-8.45	336	222	V
	* 4.823	46.74	MAv1	34.1	-27.6	.13	53.37	54	-.63	-	-	336	222	V
4	3	43.7	PK2	33.1	-28.3	0	48.5	-	-	-	-	210	129	V
6	7.235	46.95	PK2	35.6	-26.4	0	56.15	-	-	-	-	36	239	V
7	9.649	42.85	PK2	37	-22.2	0	57.65	-	-	-	-	84	168	V

\* - indicates frequency in CFR 47, Part 15 and Industry Canada RSS-Restricted Band.

PK2 - KDB558074 Method: Maximum Peak

MAv1 - KDB558074 Option 1 Maximum RMS Average



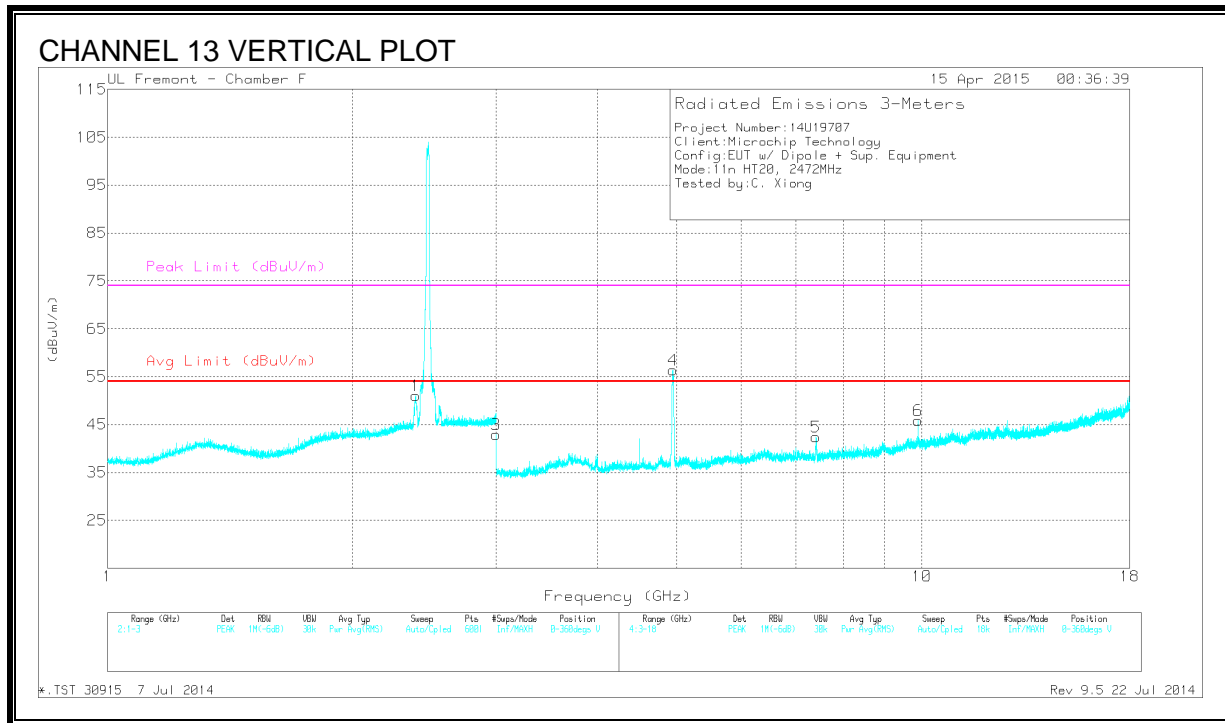
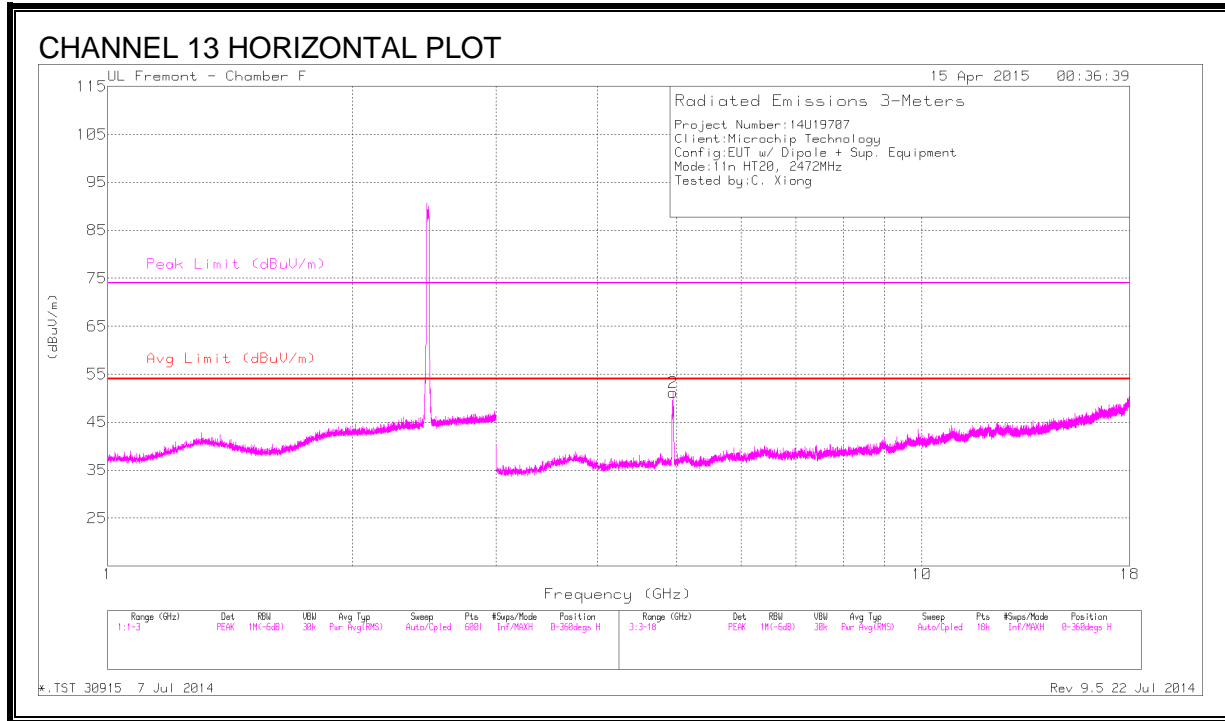
**DATA**

Marker	Frequen cy (GHz)	Meter Reading (dBuV)	Det	AF T344 (dB/m)	Amp/Cbl /Filtr/Pad (dB)	DC Corr (dB)	Correcte d Reading (dBuV/m )	Avg Limit (dBuV/m )	Margin (dB)	Peak Limit (dBuV/m )	PK Margin (dB)	Azimuth (Degs)	Height (cm)	Polarity
1	* 4.867	54.31	PK2	34.1	-28.1	0	60.31	-	-	74	-13.69	193	176	H
	* 4.873	42.57	MAv1	34.1	-28.1	.13	48.7	54	-5.3	-	-	193	176	H
2	* 7.308	46.47	PK2	35.5	-24.7	0	57.27	-	-	74	-16.73	49	221	H
	* 7.315	33.56	MAv1	35.5	-24.9	.13	44.29	54	-9.71	-	-	49	221	H
4	* 4.874	58.74	PK2	34.1	-28.1	0	64.74	-	-	74	-9.26	173	310	V
	* 4.875	47.1	MAv1	34.1	-28.1	.13	53.23	54	-.77	-	-	173	310	V
5	* 7.318	49.07	PK2	35.5	-25.1	0	59.47	-	-	74	-14.53	22	316	V
	* 7.315	36.67	MAv1	35.5	-24.9	.13	47.4	54	-6.6	-	-	22	316	V
3	9.746	37	PK2	36.9	-21.9	0	52	-	-	-	-	22	316	V
6	9.748	36.37	PK2	36.9	-21.9	0	51.37	-	-	-	-	49	221	H

\* - indicates frequency in CFR 47, Part 15 and Industry Canada RSS-Restricted Band.

PK2 - KDB558074 Method: Maximum Peak

MAv1 - KDB558074 Option 1 Maximum RMS Average





**DATA**

Marker	Frequen cy (GHz)	Meter Reading (dBUV)	Det	AF T120 (dB/m)	Amp/Cbl /Fitr/Pad (dB)	DC Corr (dB)	Correcte d Reading (dBUV/m )	Avg Limit (dBUV/m )	Margin (dB)	Peak Limit (dBUV/m )	PK Margin (dB)	Azimuth (Degs)	Height (cm)	Polarity
1	2.391	57.04	PK2	31.9	-20.9	0	68.04	-	-	-	-	25	183	V
2	* 4.945	54.2	PK2	34.1	-28.9	0	59.4	-	-	74	-14.6	329	339	H
	* 4.944	41.55	MAv1	34.1	-28.8	.13	46.98	54	-7.02	-	-	329	339	H
4	* 4.945	48.51	MAv1	34.1	-28.9	.13	53.84	54	-.16	-	-	292	249	V
	* 4.945	47.9	MAv1	34.1	-28.9	.13	53.23	54	-.77	-	-	292	249	V
3	3	44.19	PK2	33.1	-28.3	0	48.99	-	-	-	-	210	129	V
5	* 7.406	42.31	PK2	35.7	-25.6	0	52.41	-	-	74	-21.59	236	102	V
	* 7.413	29.31	MAv1	35.7	-25.6	.13	39.54	54	-14.46	-	-	236	102	V
6	9.888	40.39	PK2	37.2	-22	0	55.59	-	-	-	-	83	235	V

\* - indicates frequency in CFR 47, Part 15 and Industry Canada RSS-Restricted Band.

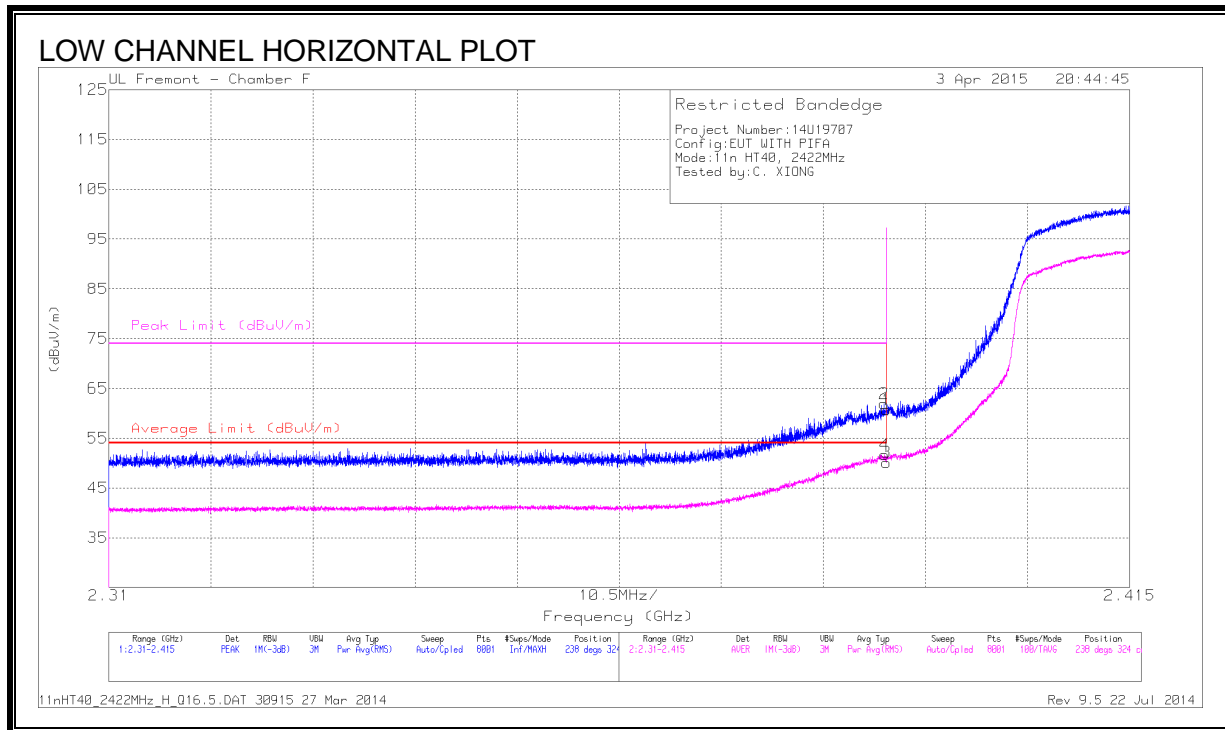
PK2 - KDB558074 Method: Maximum Peak

MAv1 - KDB558074 Option 1 Maximum RMS Average

## 10.5. 802.11n HT40 1Tx MODE IN THE 2.4 GHz BAND

### 10.5.1. PIFA

#### RESTRICTED BANDEDGE



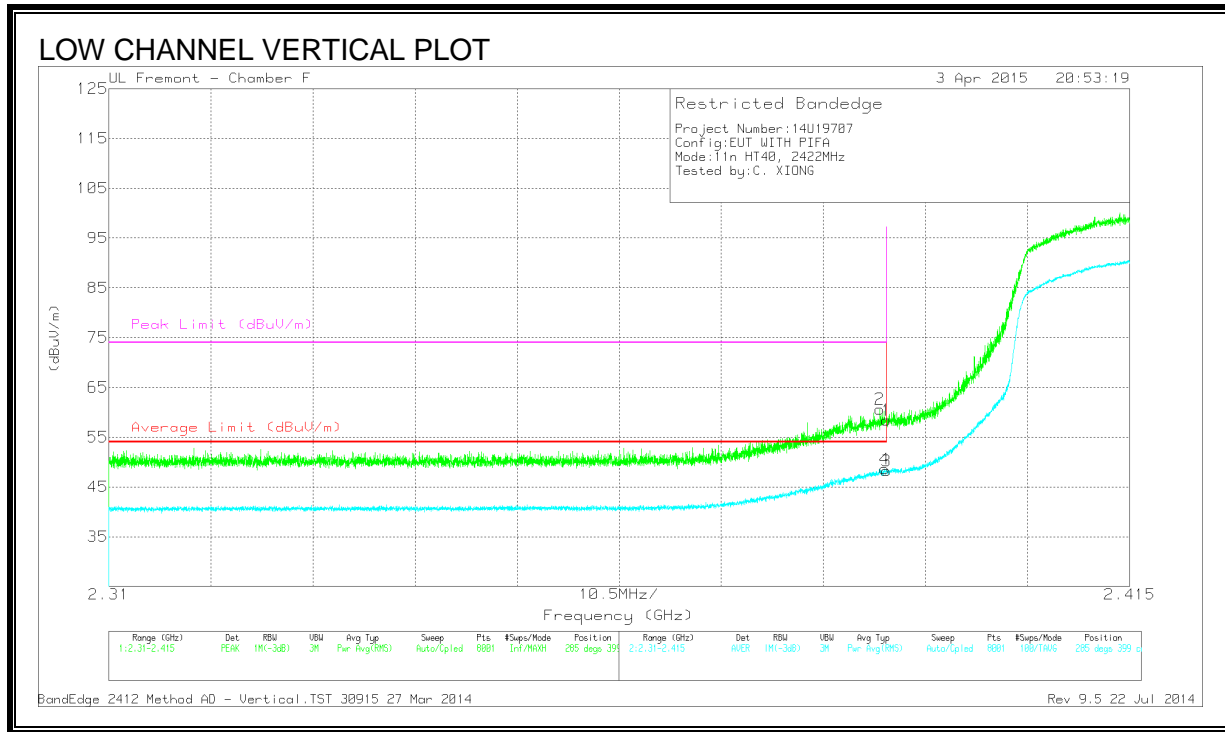
#### DATA

Marker	Frequency (GHz)	Meter Reading (dBuV)	Det	AF T120 (dB/m)	Amp/Cb/ Ftr/Pad (dB)	DC Corr (dB)	Corrected Reading (dBuV/m)	Average Limit (dBuV/m)	Margin (dB)	Peak Limit (dBuV/m)	PK Margin (dB)	Azimuth (Degs)	Height (cm)	Polarity
1	* 2.39	49.73	PK	31.9	-20.9	0	60.73	-	-	74	-13.27	238	324	H
2	* 2.39	50.94	PK	31.9	-20.9	0	61.94	-	-	74	-12.06	238	324	H
3	* 2.39	39.14	RMS	31.9	-20.9	0.25	50.39	54	-3.61	-	-	238	324	H
4	* 2.39	40.67	RMS	31.9	-20.9	0.25	51.82	54	-2.08	-	-	238	324	H

\* - indicates frequency in CFR 47, Part 15 and Industry Canada RSS-Restricted Band.

PK - Peak detector

RMS - RMS detection



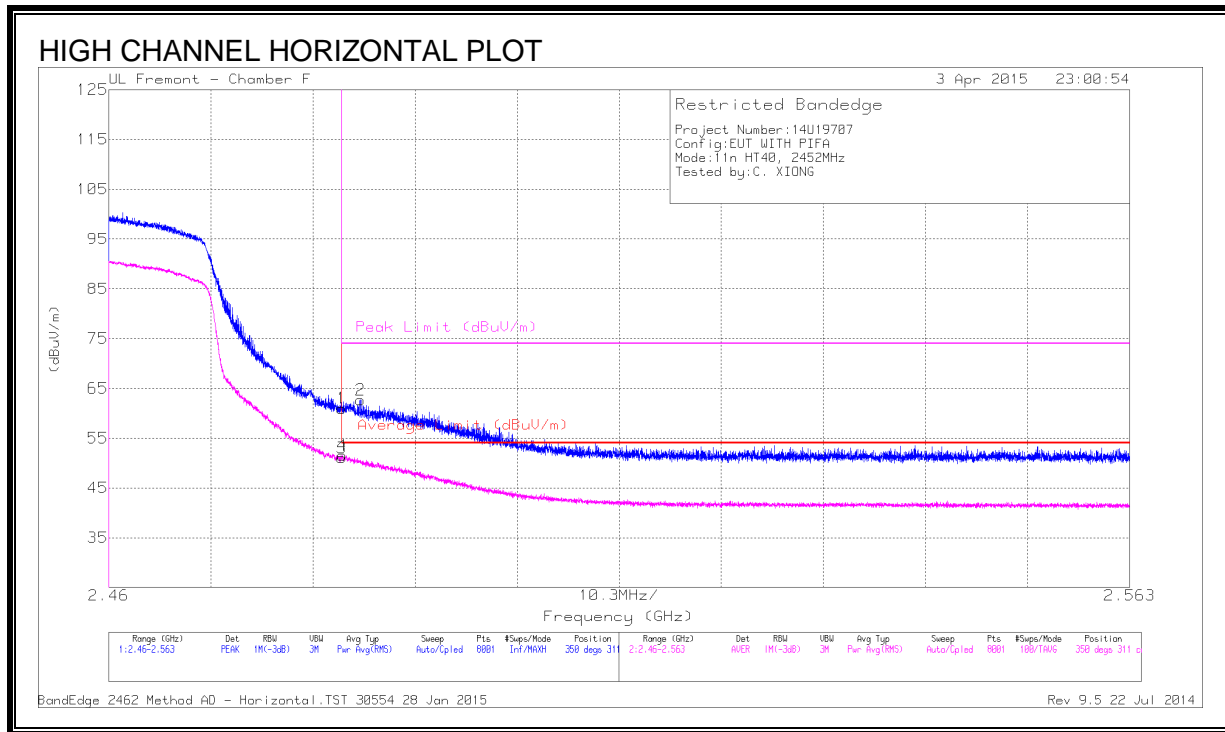
**DATA**

Marker	Frequency (GHz)	Meter Reading (dBuV)	Det	AF T120 (dB/m)	Amp/Cb/ Filt/Pad (dB)	DC Corr (dB)	Corrected Reading (dBuV/m)	Average Limit (dBuV/m)	Margin (dB)	Peak Limit (dBuV/m)	PK Margin (dB)	Azimuth (Degs)	Height (cm)	Polarity
1	* 2.39	47.41	PK	31.9	-20.9	0	58.41	-	-	74	-15.59	285	399	V
2	* 2.389	49.64	PK	31.9	-20.9	0	60.64	-	-	74	-13.36	285	399	V
3	* 2.39	37.23	RMS	31.9	-20.9	0.25	48.48	54	-5.52	-	-	285	399	V
4	* 2.39	37.62	RMS	31.9	-20.9	0.25	48.87	54	-5.13	-	-	285	399	V

\* - indicates frequency in CFR 47, Part 15 and Industry Canada RSS-Restricted Band.

PK - Peak detector

RMS - RMS detection



**DATA**

Marker	Frequency (GHz)	Meter Reading (dBuV)	Det	AF T120 (dB/m)	Amp/Cbl /Ftr/Pad (dB)	DC Corr (dB)	Corrected Reading (dBuV/m)	Average Limit (dBuV/m)	Margin (dB)	Peak Limit (dBuV/m)	PK Margin (dB)	Azimuth (Degs)	Height (cm)	Polarity
1	* 2.484	49.72	PK	32.2	-20.9	0	61.02	-	-	74	-12.98	350	311	H
2	* 2.485	51.38	PK	32.2	-20.9	0	62.68	-	-	74	-11.32	350	311	H
3	* 2.484	39.48	RMS	32.2	-20.9	.25	51.03	54	-2.97	-	-	350	311	H
4	* 2.484	39.98	RMS	32.2	-20.9	.25	51.53	54	-2.47	-	-	350	311	H

\* - indicates frequency in CFR 47, Part 15 and Industry Canada RSS-Restricted Band.

PK - Peak detector

RMS - RMS detection