

RESULTS

Limits

Channel	Frequency (MHz)	Directional Gain (dBi)	FCC Power Limit (dBm)	IC Power Limit (dBm)	IC EIRP Limit (dBm)	Max Power (dBm)
Low	2422	2.00	30.00	30	36	30.00
Mid	2437	2.00	30.00	30	36	30.00
High	2442	2.00	30.00	30	36	30.00
High	2447	2.00	30.00	30	36	30.00
High	2452	2.00	30.00	30	36	30.00

Results

Channel	Frequency (MHz)	Meas Power (dBm)	Total Corr'd Power (dBm)	Power Limit (dBm)	Margin (dB)
Low	2422	15.95	15.95	30.00	-14.05
Mid	2437	19.82	19.82	30.00	-10.18
High	2442	18.78	18.78	30.00	-11.22
High	2447	17.04	17.04	30.00	-12.96
High	2452	14.43	14.43	30.00	-15.57

9.4.5. PSD

LIMITS

FCC §15.247

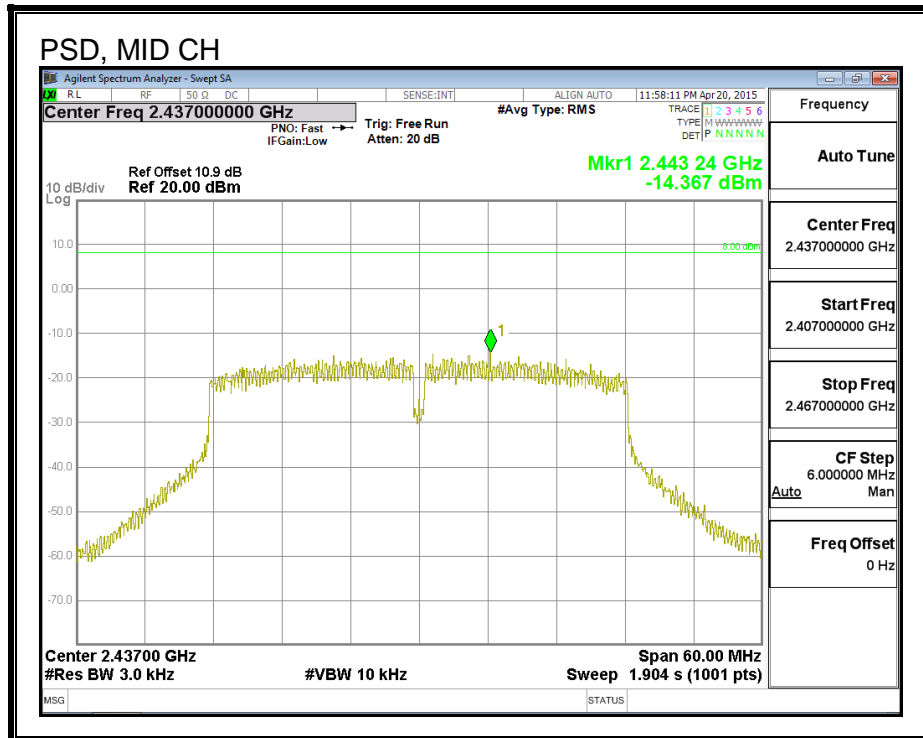
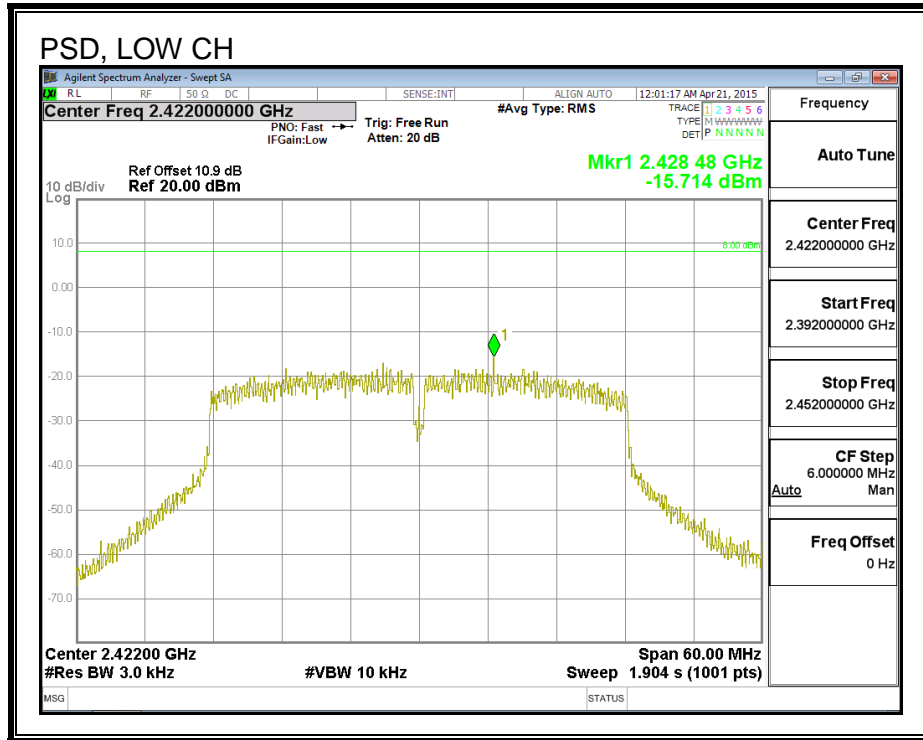
IC RSS-210 A8.2

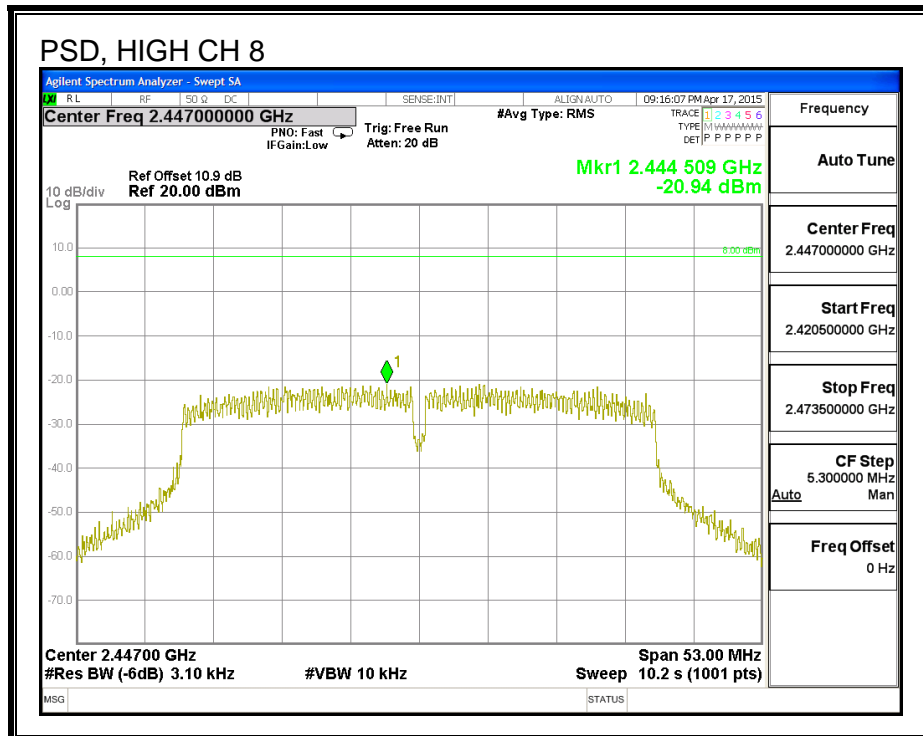
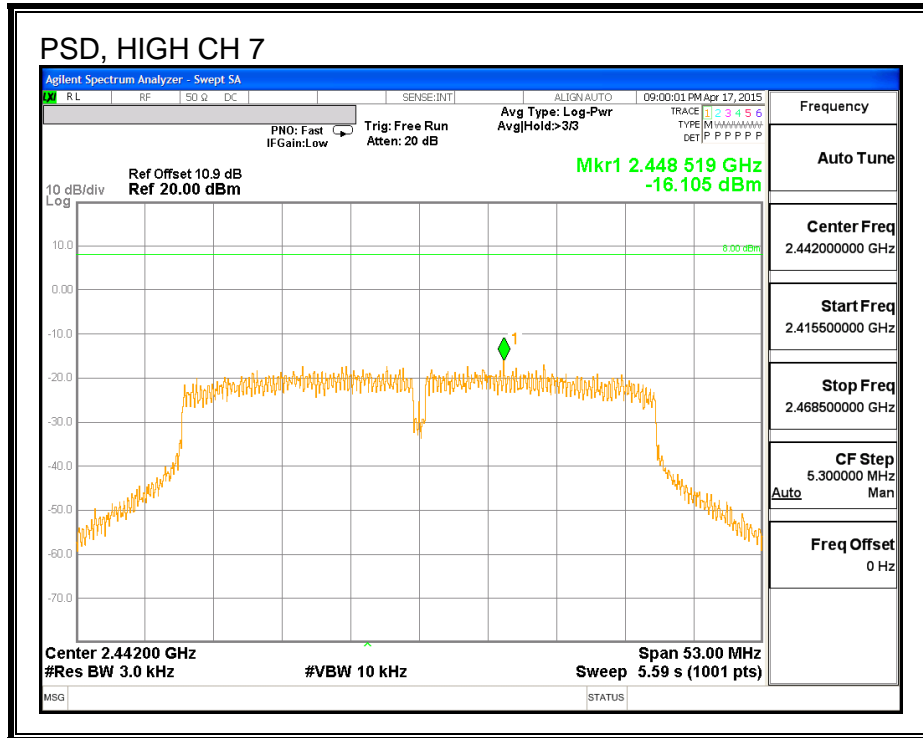
RESULTS

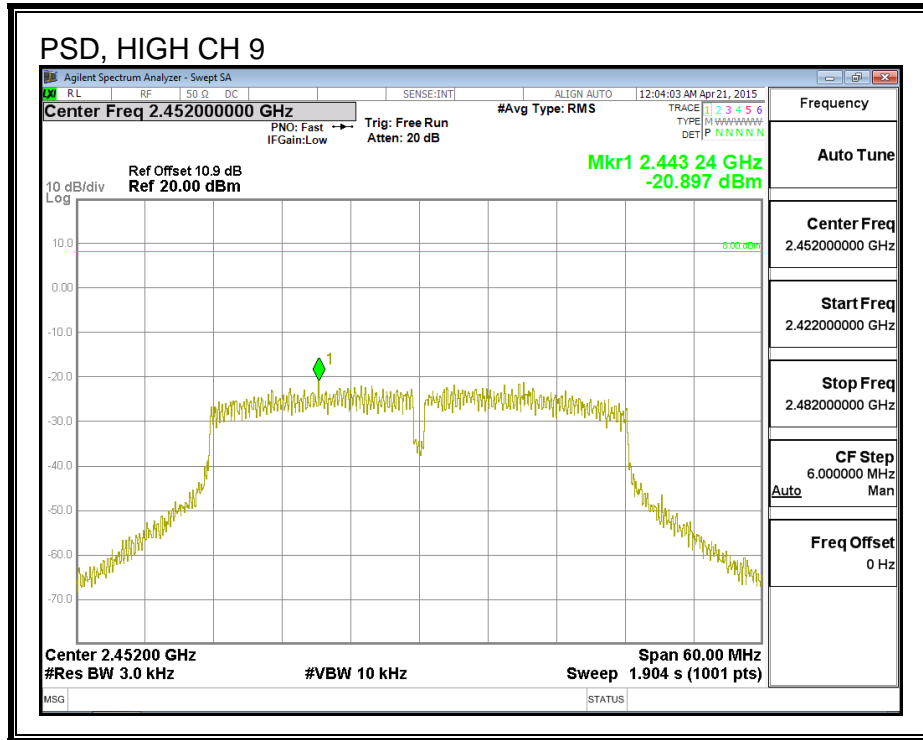
PSD Results

Channel	Frequency (MHz)	Meas (dBm)	Limit (dBm)	Margin (dB)
Low	2422	-15.71	8.0	-23.7
Mid	2437	-14.37	8.0	-22.4
High	2442	-16.11	8.0	-24.1
High	2447	-20.94	8.0	-28.9
High	2452	-20.90	8.0	-28.9

PSD







9.4.6. OUT-OF-BAND EMISSIONS

LIMITS

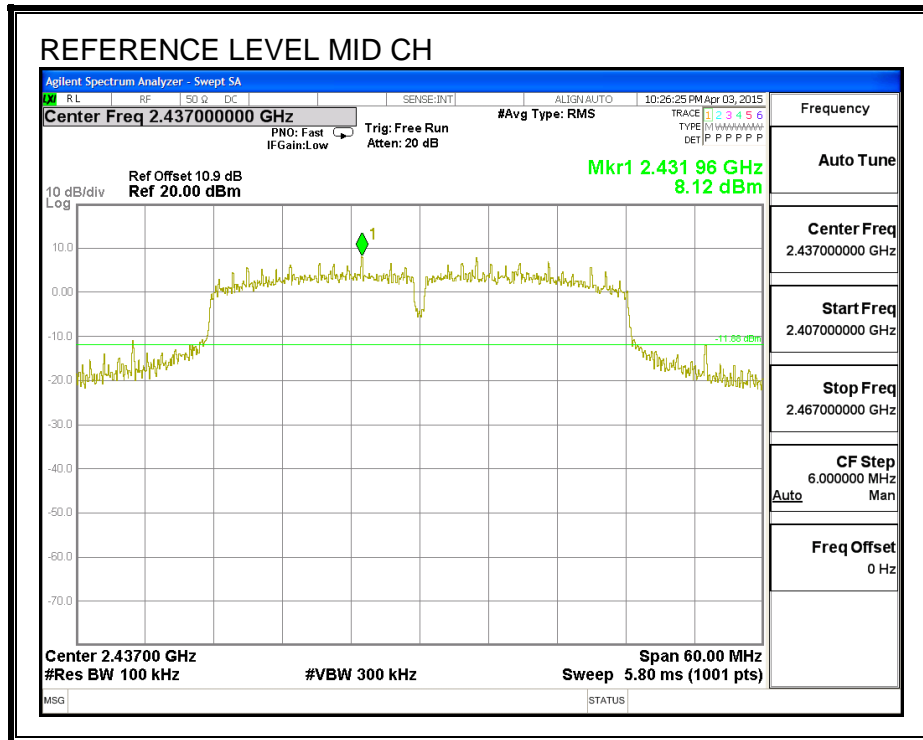
FCC §15.247 (d)

IC RSS-210 A8.5

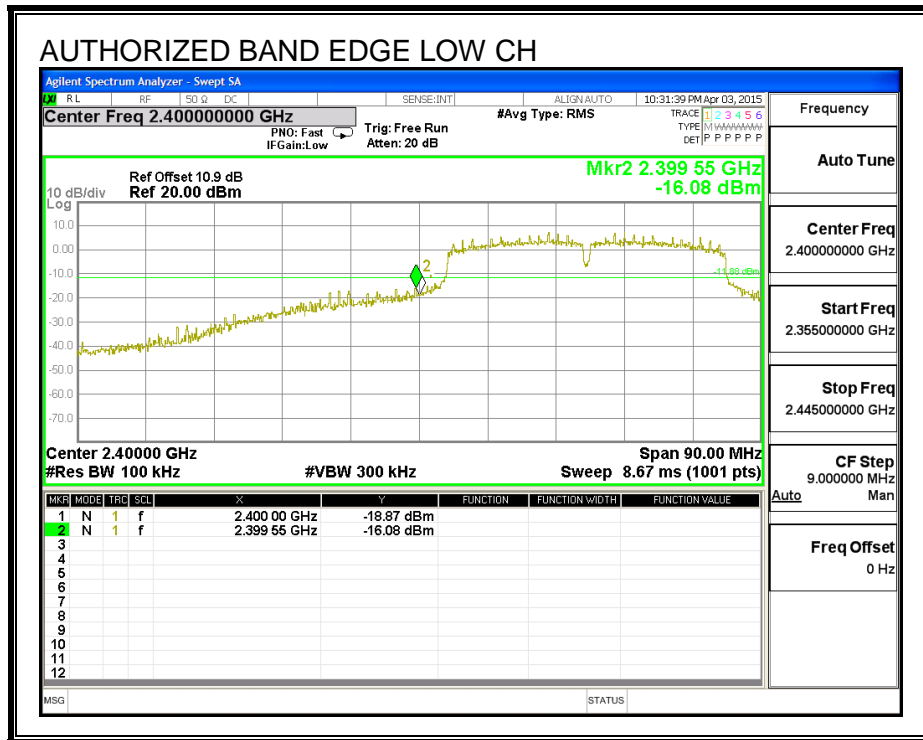
In any 100 kHz bandwidth outside the frequency band in which the spread spectrum or digitally modulated intentional radiator is operating, the radio frequency power that is produced by the intentional radiator shall be at least 20 dB below that in the 100 kHz bandwidth within the band that contains the highest level of the desired power, based on either an RF conducted or a radiated measurement, provided the transmitter demonstrates compliance with the peak conducted power limits. If the transmitter complies with the conducted power limits based on the use of RMS averaging over a time interval, as permitted under paragraph (b)(3) of this section, the attenuation required under this paragraph shall be 30 dB instead of 20 dB. Attenuation below the general limits specified in §15.209(a) is not required.

RESULTS

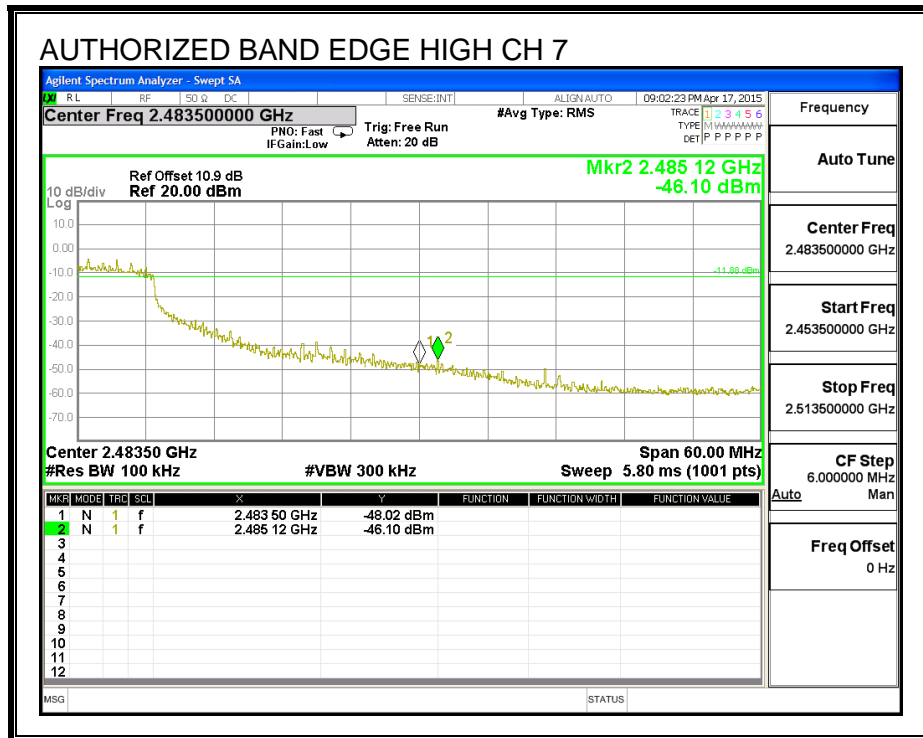
IN-BAND REFERENCE LEVEL



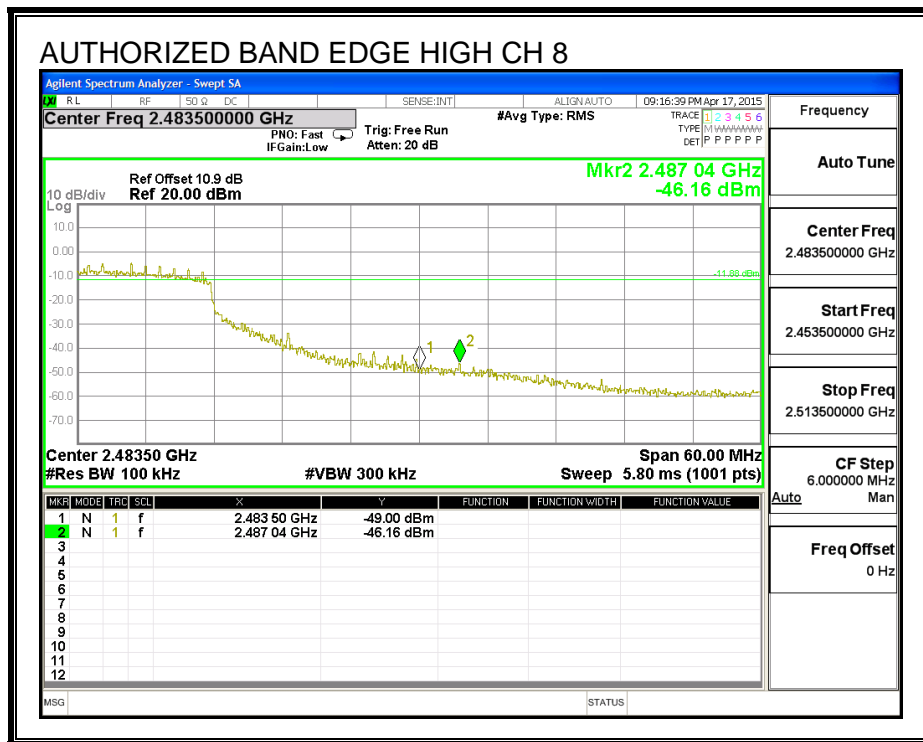
LOW CHANNEL BANDEDGE



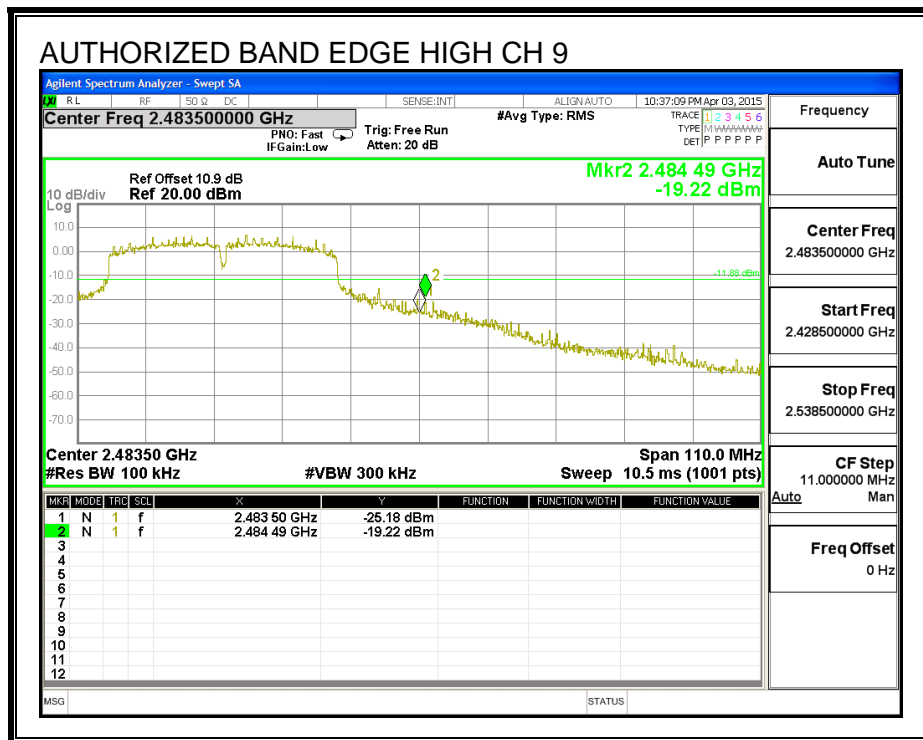
HIGH CHANNEL 7 BANDEDGE



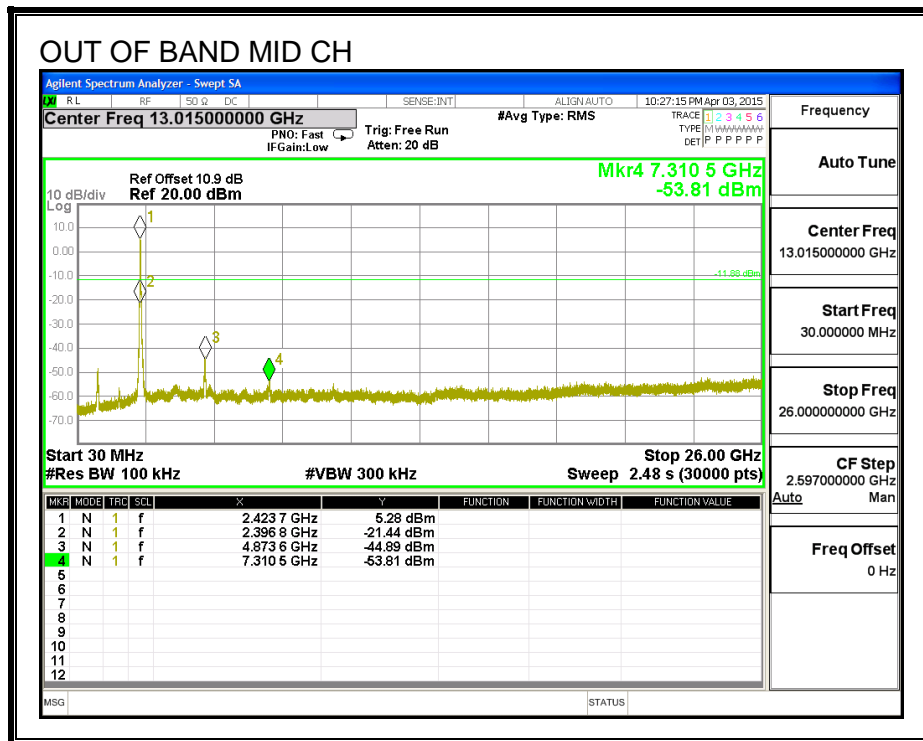
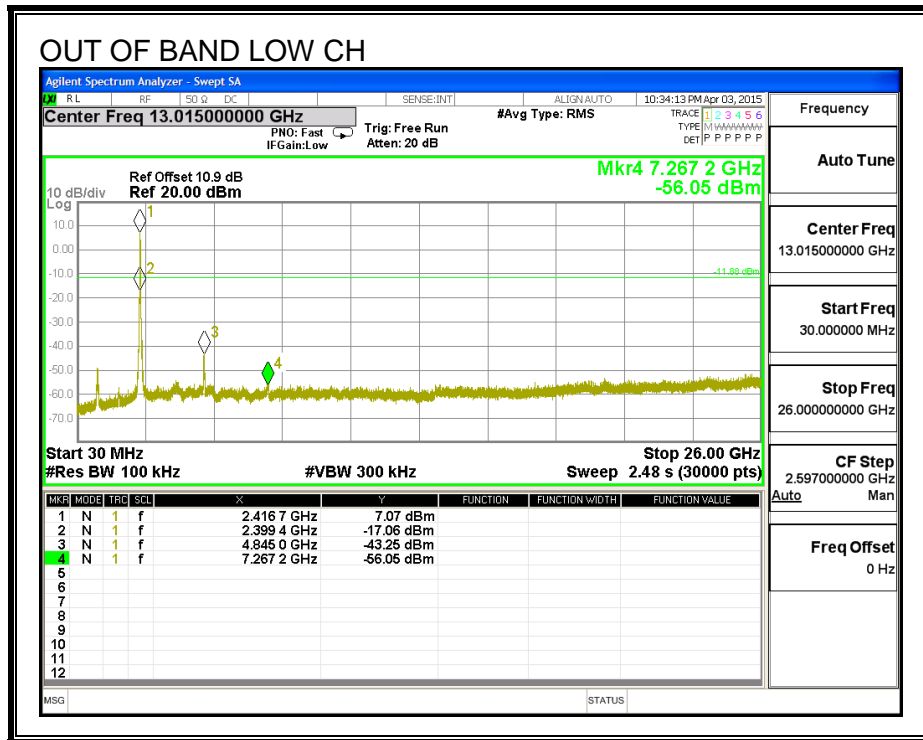
HIGH CHANNEL 8 BANDEDGE

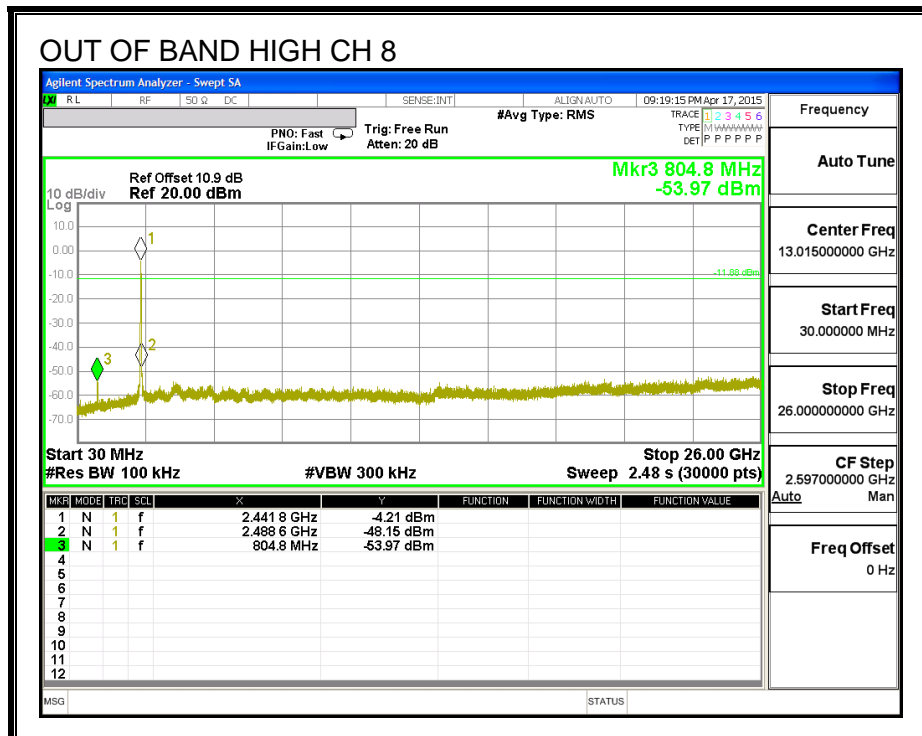
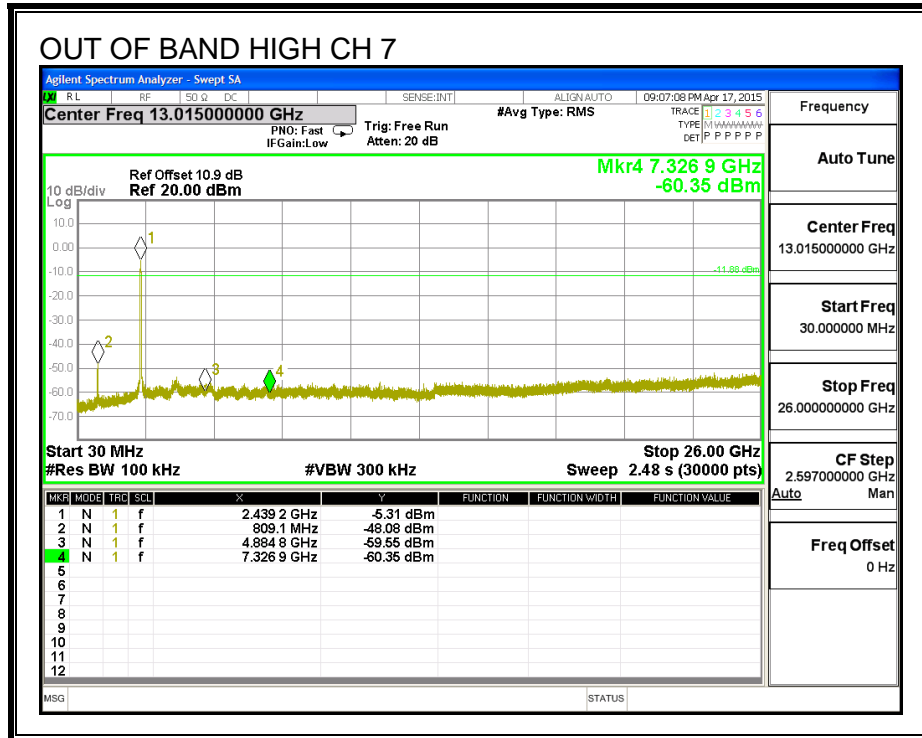


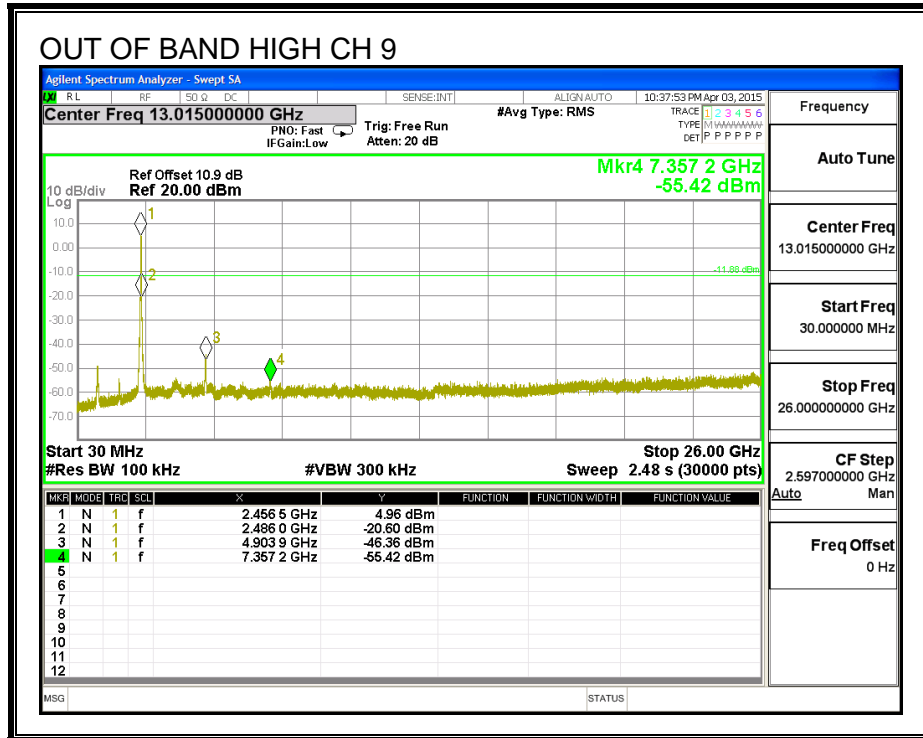
HIGH CHANNEL 9 BANDEDGE



OUT-OF-BAND EMISSIONS







10. RADIATED TEST RESULTS

10.1. LIMITS AND PROCEDURE

LIMITS

FCC §15.205 and §15.209

IC RSS-GEN, Section 8.9 and 8.10.

Frequency Range (MHz)	Field Strength Limit (uV/m) at 3 m	Field Strength Limit (dBuV/m) at 3 m
30 - 88	100	40
88 - 216	150	43.5
216 - 960	200	46
Above 960	500	54

TEST PROCEDURE

The EUT is placed on a non-conducting table 80 cm above the ground plane. The antenna to EUT distance is 3 meters. The EUT is configured in accordance with ANSI C63.4. The EUT is set to transmit in a continuous mode.

For measurements below 1 GHz the resolution bandwidth is set to 100 kHz for peak detection measurements or 120 kHz for quasi-peak detection measurements. Peak detection is used unless otherwise noted as quasi-peak.

For measurements above 1 GHz the resolution bandwidth is set to 1 MHz, then the video bandwidth is set to 3 MHz for peak measurements and as applicable for average measurements.

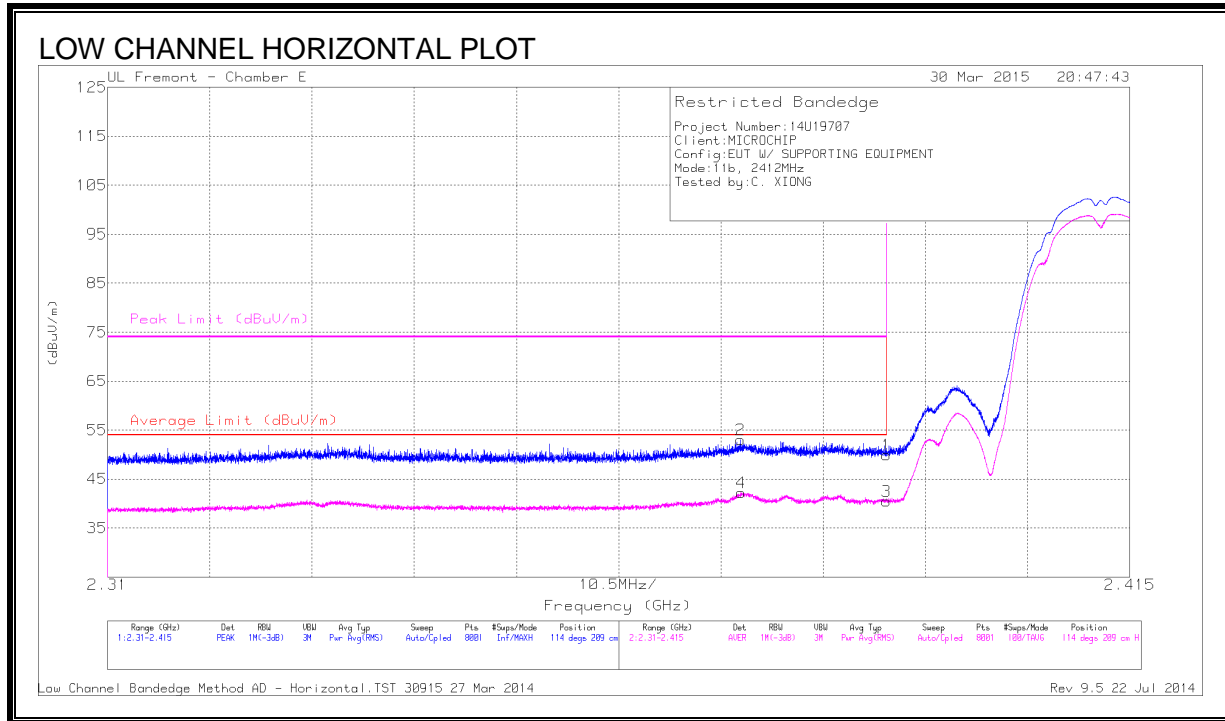
For 2.4 GHz band, the spectrum from 30 MHz to 26 GHz is investigated with the transmitter set to the lowest, middle, and highest channels in the 2.4 GHz band.

The frequency range of interest is monitored at a fixed antenna height and EUT azimuth. The EUT is rotated through 360 degrees to maximize emissions received. The antenna is scanned from 1 to 4 meters above the ground plane to further maximize the emission. Measurements are made with the antenna polarized in both the vertical and the horizontal positions

10.2. 802.11b 1Tx MODE IN THE 2.4 GHz BAND

10.2.1. PIFA

RESTRICTED BANDEDGE



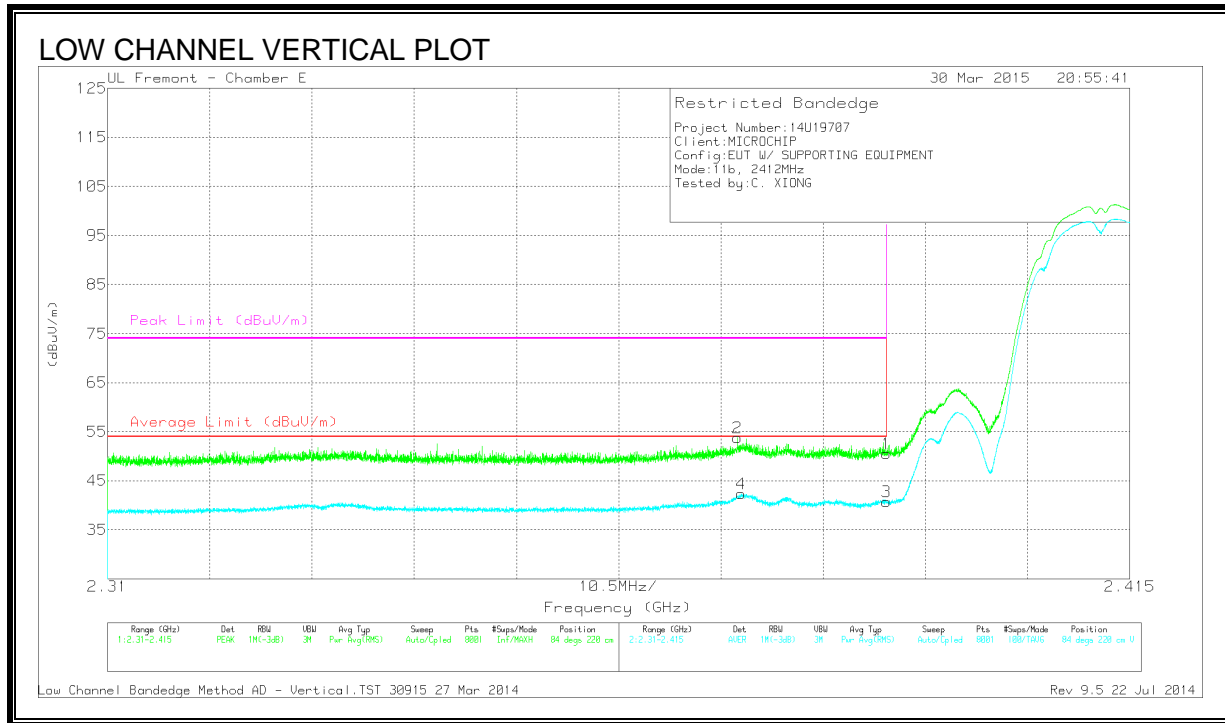
DATA

Marker	Frequency (GHz)	Meter Reading (dBuV)	Det	AF T346 (dB/m)	Amp/Cbl/Filtr/Pad (dB)	Corrected Reading (dBuV/m)	Average Limit (dBuV/m)	Margin (dB)	Peak Limit (dBuV/m)	PK Margin (dB)	Azimuth (Degs)	Height (cm)	Polarity
1	* 2.39	42.48	PK	32.1	-24.7	49.88	-	-	74	-24.12	114	209	H
2	* 2.375	45.6	PK	32	-24.6	53	-	-	74	-21	114	209	H
3	* 2.39	33.09	RMS	32.1	-24.7	40.49	54	-13.51	-	-	114	209	H
4	* 2.375	34.79	RMS	32	-24.6	42.19	54	-11.81	-	-	114	209	H

* - indicates frequency in CFR 47, Part 15 and Industry Canada RSS-Restricted Band.

PK - Peak detector

RMS - RMS detection



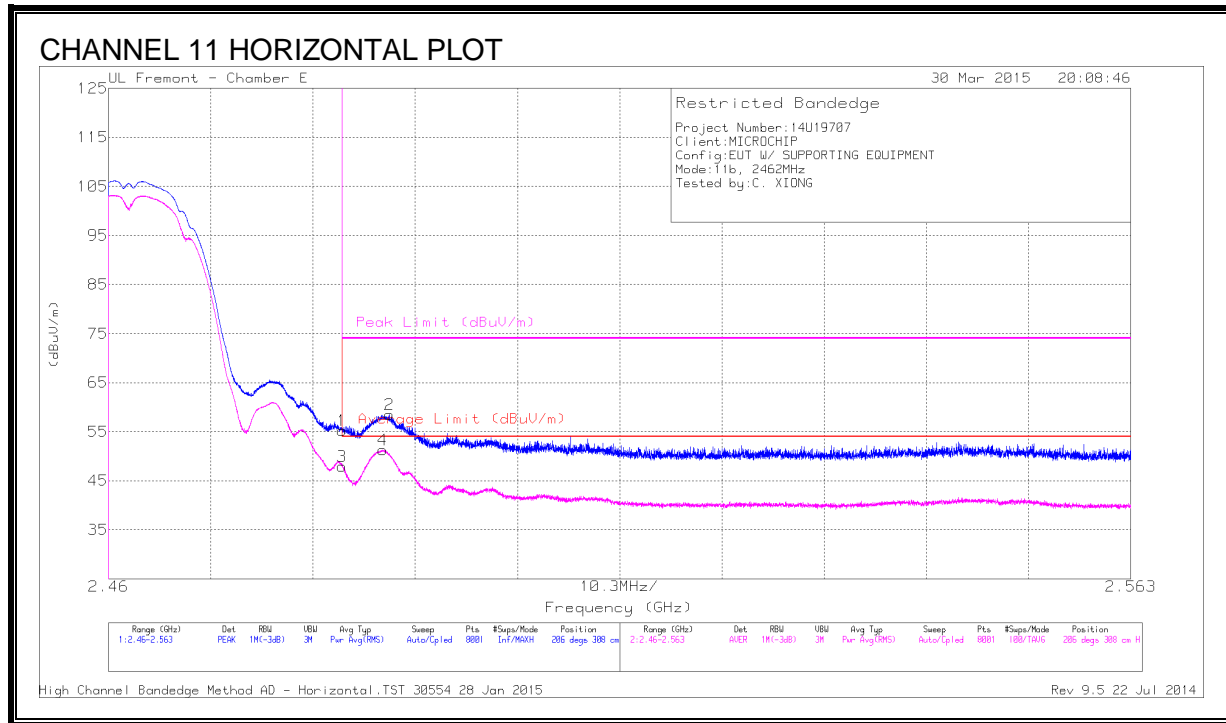
DATA

Marker	Frequency (GHz)	Meter Reading (dBuV)	Det	AF T346 (dB/m)	Amp/Cbl/Ftr/Pad (dB)	Corrected Reading (dBuV/m)	Average Limit (dBuV/m)	Margin (dB)	Peak Limit (dBuV/m)	PK Margin (dB)	Azimuth (Degs)	Height (cm)	Polarity
1	* 2.39	43.19	PK	32.1	-24.7	50.59	-	-	74	-23.41	84	220	V
2	* 2.375	46.32	PK	32	-24.6	53.72	-	-	74	-20.28	84	220	V
3	* 2.39	33.31	RMS	32.1	-24.7	40.71	54	-13.29	-	-	84	220	V
4	* 2.375	34.94	RMS	32	-24.6	42.34	54	-11.66	-	-	84	220	V

* - indicates frequency in CFR 47, Part 15 and Industry Canada RSS-Restricted Band.

PK - Peak detector

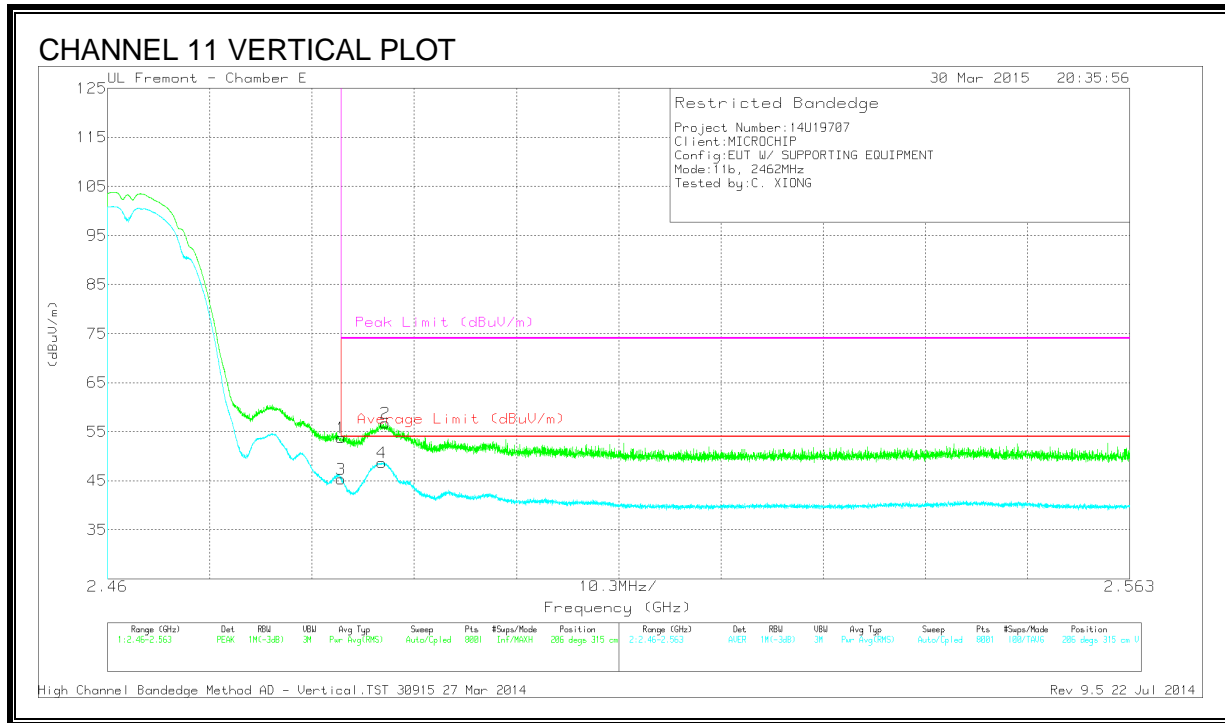
RMS - RMS detection



DATA

Marker	Frequency (GHz)	Meter Reading (dBuV)	Det	AF T346 (dB/m)	Amp/Cb/ Ftr/Pad (dB)	Corrected Reading (dBuV/m)	Average Limit (dBuV/m)	Margin (dB)	Peak Limit (dBuV/m)	PK Margin (dB)	Azimuth (Degs)	Height (cm)	Polarity
1	* 2.484	47.4	PK	32.2	-24.3	55.3	-	-	74	-18.7	206	308	H
3	* 2.484	40.02	RMS	32.2	-24.3	47.92	54	-6.08	-	-	206	308	H
2	* 2.488	50.56	PK	32.2	-24.3	58.46	-	-	74	-15.54	206	308	H
4	* 2.488	43.38	RMS	32.2	-24.3	51.28	54	-2.72	-	-	206	308	H

* - indicates frequency in CFR 47, Part 15 and Industry Canada RSS-Restricted Band.
 PK - Peak detector
 RMS - RMS detection



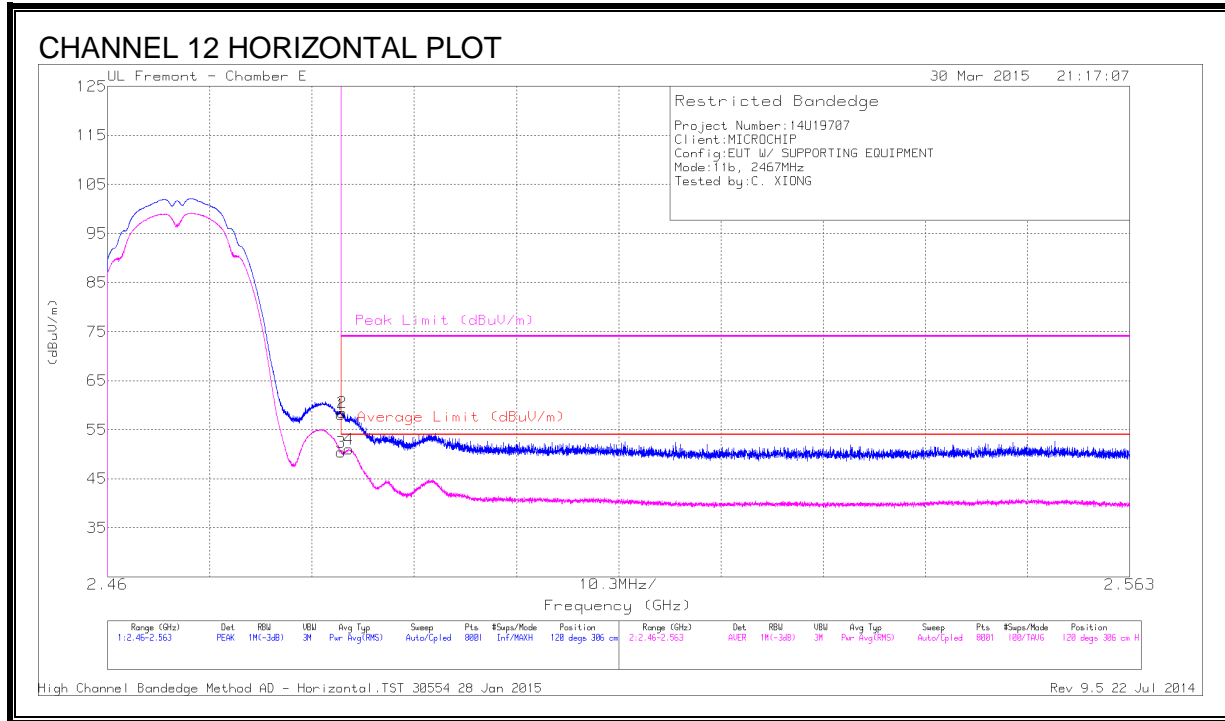
DATA

Marker	Frequency (GHz)	Meter Reading (dBuV)	Det	AF T346 (dB/m)	Amp/Cbl/Ftr/Pad (dB)	Corrected Reading (dBuV/m)	Average Limit (dBuV/m)	Margin (dB)	Peak Limit (dBuV/m)	PK Margin (dB)	Azimuth (Degs)	Height (cm)	Polarity
1	* 2.484	45.91	PK	32.2	-24.3	53.81	-	-	74	-20.19	206	315	V
3	* 2.484	37.46	RMS	32.2	-24.3	45.36	54	-8.64	-	-	206	315	V
2	* 2.488	48.84	PK	32.2	-24.3	56.74	-	-	74	-17.26	206	315	V
4	* 2.488	40.77	RMS	32.2	-24.3	48.67	54	-5.33	-	-	206	315	V

* - indicates frequency in CFR 47, Part 15 and Industry Canada RSS-Restricted Band.

PK - Peak detector

RMS - RMS detection



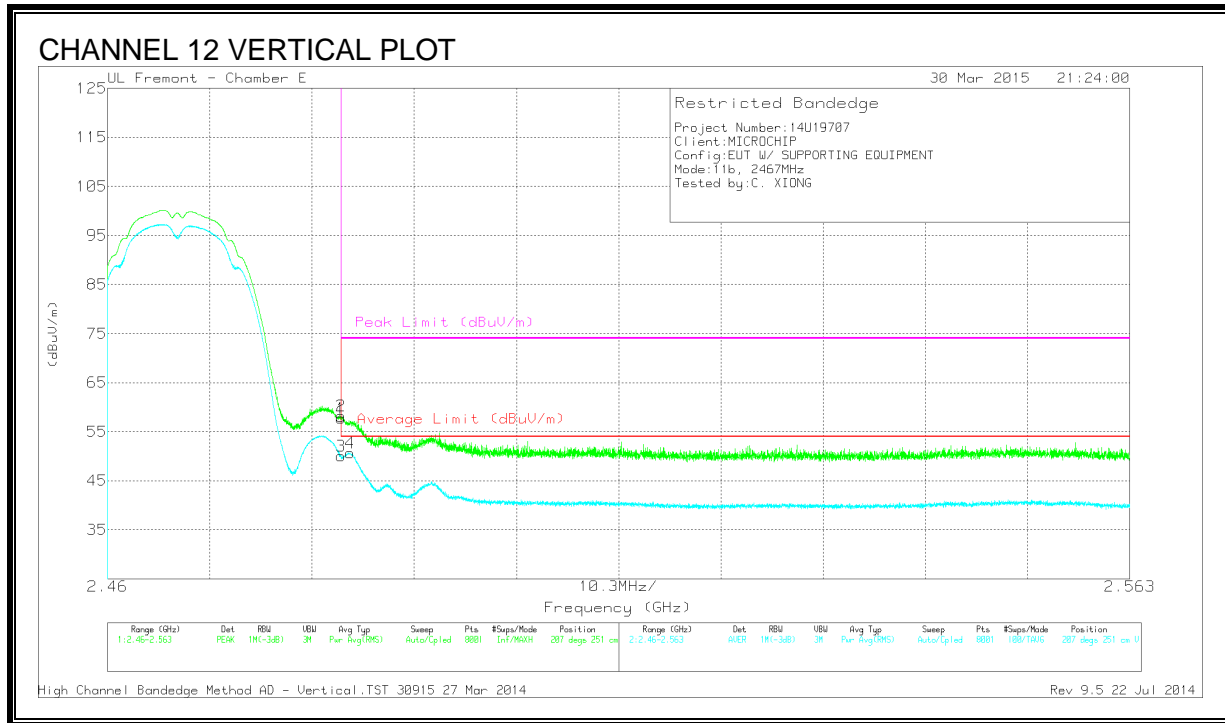
DATA

Marker	Frequency (GHz)	Meter Reading (dBuV)	Det	AF T346 (dB/m)	Amp/Cbl/Fitr/Pad (dB)	Corrected Reading (dBuV/m)	Average Limit (dBuV/m)	Margin (dB)	Peak Limit (dBuV/m)	PK Margin (dB)	Azimuth (Degs)	Height (cm)	Polarity
1	* 2.484	50.18	PK	32.2	-24.3	58.08	-	-	74	-15.92	120	306	H
2	* 2.484	50.64	PK	32.2	-24.3	58.54	-	-	74	-15.46	120	306	H
3	* 2.484	42.56	RMS	32.2	-24.3	50.46	54	-3.54	-	-	120	306	H
4	* 2.484	43.09	RMS	32.2	-24.3	50.99	54	-3.01	-	-	120	306	H

* - indicates frequency in CFR 47, Part 15 and Industry Canada RSS-Restricted Band.

PK - Peak detector

RMS - RMS detection



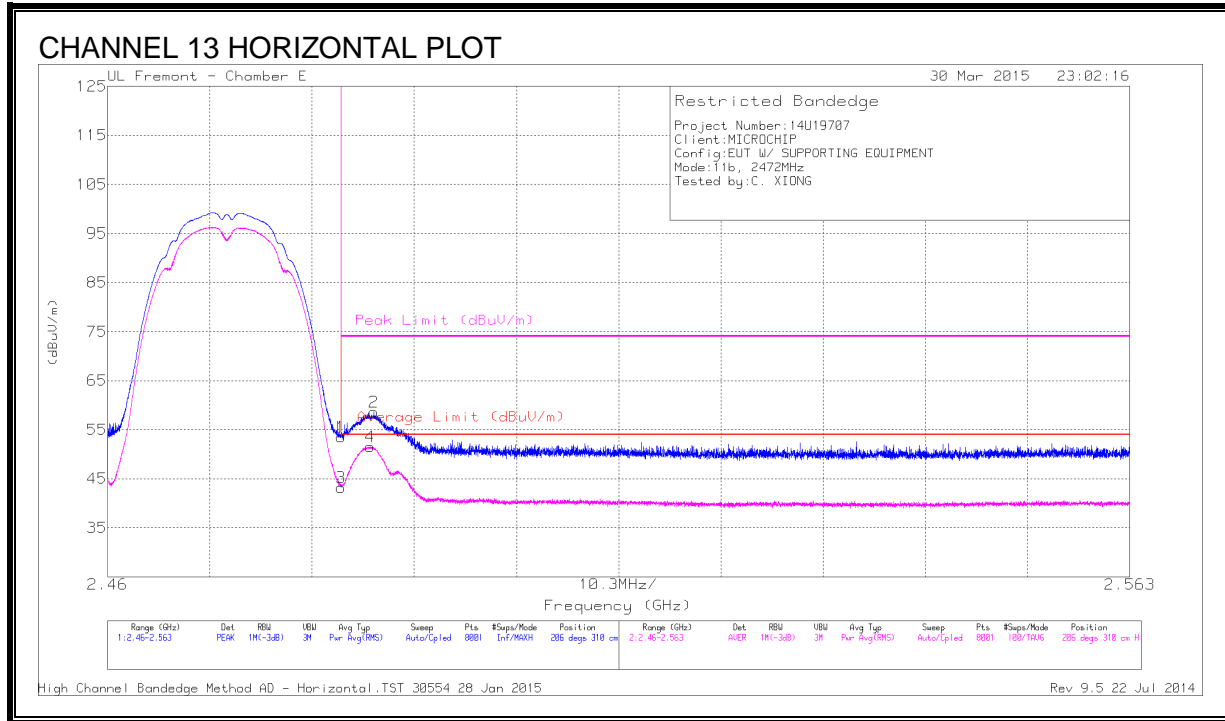
DATA

Marker	Frequency (GHz)	Meter Reading (dBuV)	Det	AF T346 (dB/m)	Amp/Cbl/Ftr/Pad (dB)	Corrected Reading (dBuV/m)	Average Limit (dBuV/m)	Margin (dB)	Peak Limit (dBuV/m)	PK Margin (dB)	Azimuth (Degs)	Height (cm)	Polarity
1	* 2.484	49.84	PK	32.2	-24.3	57.74	-	-	74	-16.26	207	251	V
2	* 2.484	50.28	PK	32.2	-24.3	58.18	-	-	74	-15.82	207	251	V
3	* 2.484	42.19	RMS	32.2	-24.3	50.09	54	-3.91	-	-	207	251	V
4	* 2.484	42.78	RMS	32.2	-24.3	50.68	54	-3.32	-	-	207	251	V

* - indicates frequency in CFR 47, Part 15 and Industry Canada RSS-Restricted Band.

PK - Peak detector

RMS - RMS detection



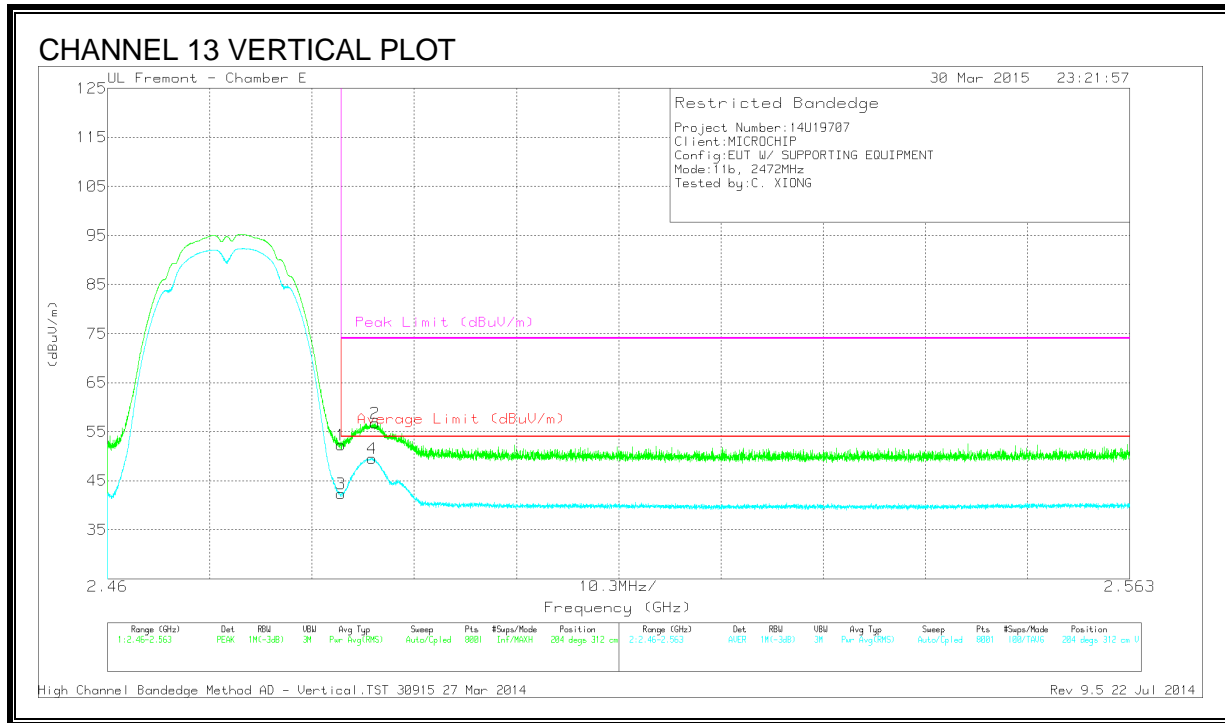
DATA

Marker	Frequency (GHz)	Meter Reading (dBuV)	Det	AF T346 (dB/m)	Amp/Cbl/Fitr/Pad (dB)	Corrected Reading (dBuV/m)	Average Limit (dBuV/m)	Margin (dB)	Peak Limit (dBuV/m)	PK Margin (dB)	Azimuth (Degs)	Height (cm)	Polarity
1	* 2.484	45.59	PK	32.2	-24.3	53.49	-	-	74	-20.51	206	310	H
3	* 2.484	35.32	RMS	32.2	-24.3	43.22	54	-10.78	-	-	206	310	H
4	* 2.486	43.59	RMS	32.2	-24.3	51.49	54	-2.51	-	-	206	310	H
2	* 2.487	50.75	PK	32.2	-24.3	58.65	-	-	74	-15.35	206	310	H

* - indicates frequency in CFR 47, Part 15 and Industry Canada RSS-Restricted Band.

PK - Peak detector

RMS - RMS detection



DATA

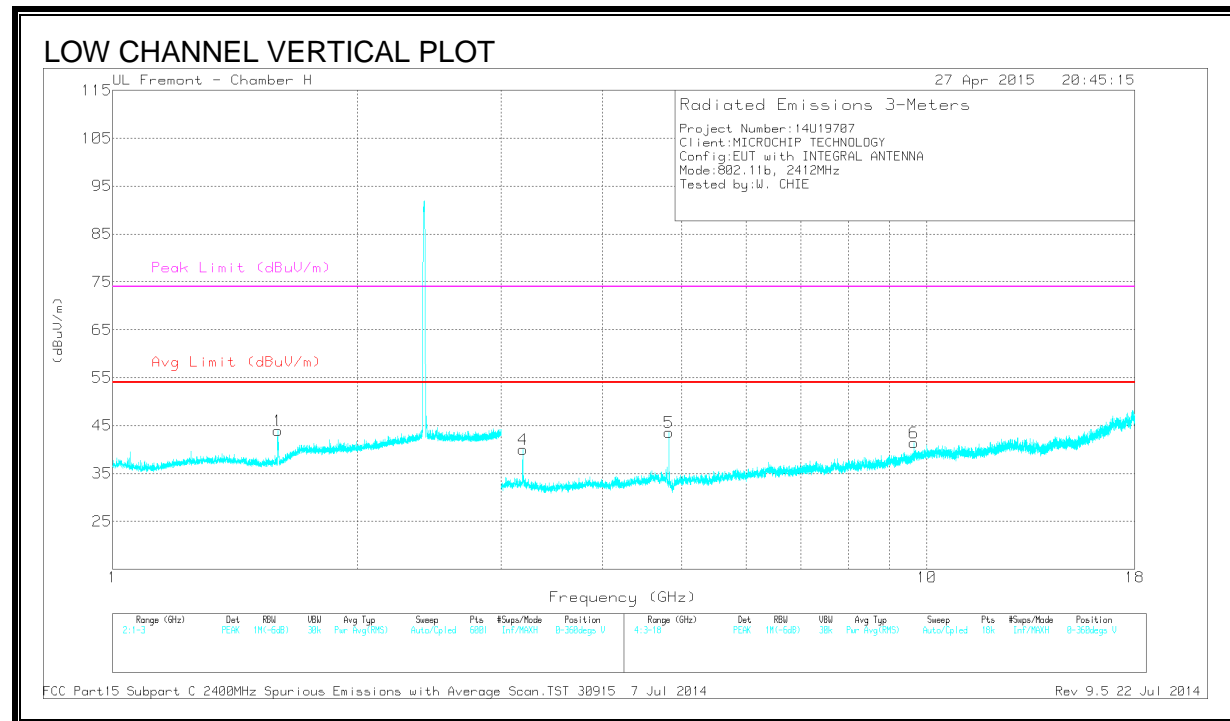
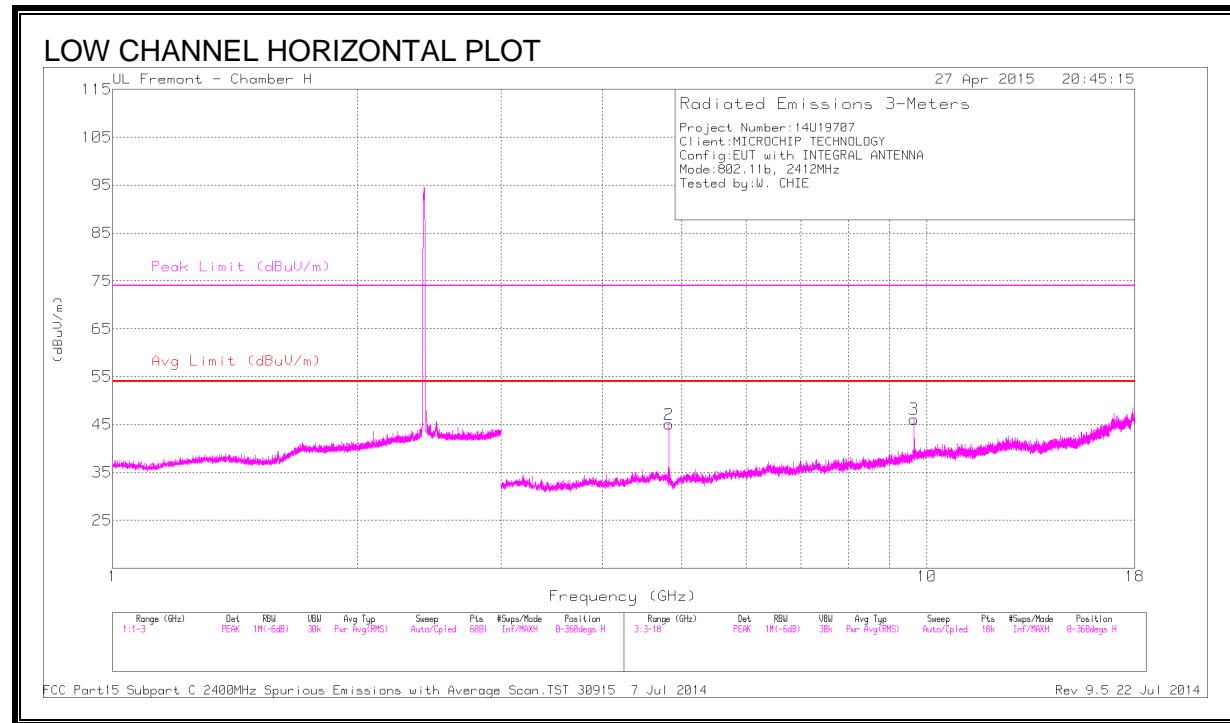
Marker	Frequency (GHz)	Meter Reading (dBuV)	Det	AF T346 (dB/m)	Amp/Cbl/ Ftr/Pad (dB)	Corrected Reading (dBuV/m)	Average Limit (dBuV/m)	Margin (dB)	Peak Limit (dBuV/m)	PK Margin (dB)	Azimuth (Degs)	Height (cm)	Polarity
1	* 2.484	44.4	PK	32.2	-24.3	52.3	-	-	74	-21.7	204	312	V
2	* 2.487	48.87	PK	32.2	-24.3	56.77	-	-	74	-17.23	204	312	V
3	* 2.484	34.4	RMS	32.2	-24.3	42.3	54	-11.7	-	-	204	312	V
4	* 2.487	41.67	RMS	32.2	-24.3	49.57	54	-4.43	-	-	204	312	V

* - indicates frequency in CFR 47, Part 15 and Industry Canada RSS-Restricted Band.

PK - Peak detector

RMS - RMS detection

HARMONICS AND SPURIOUS EMISSIONS



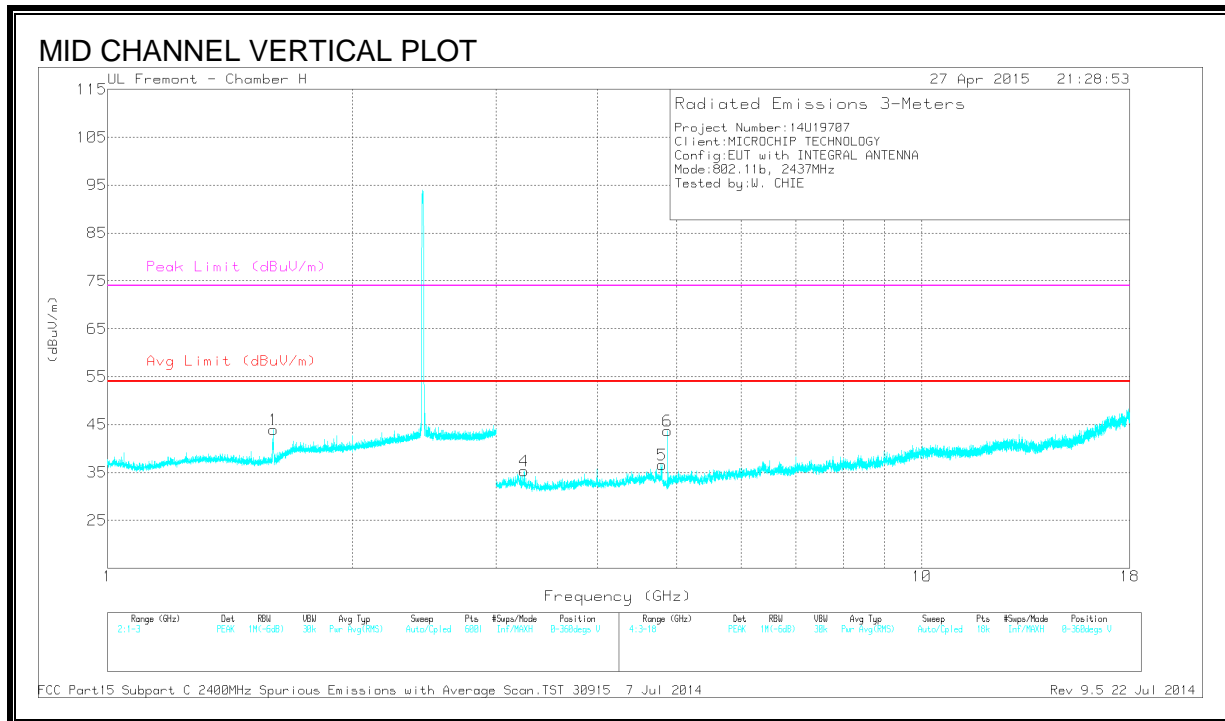
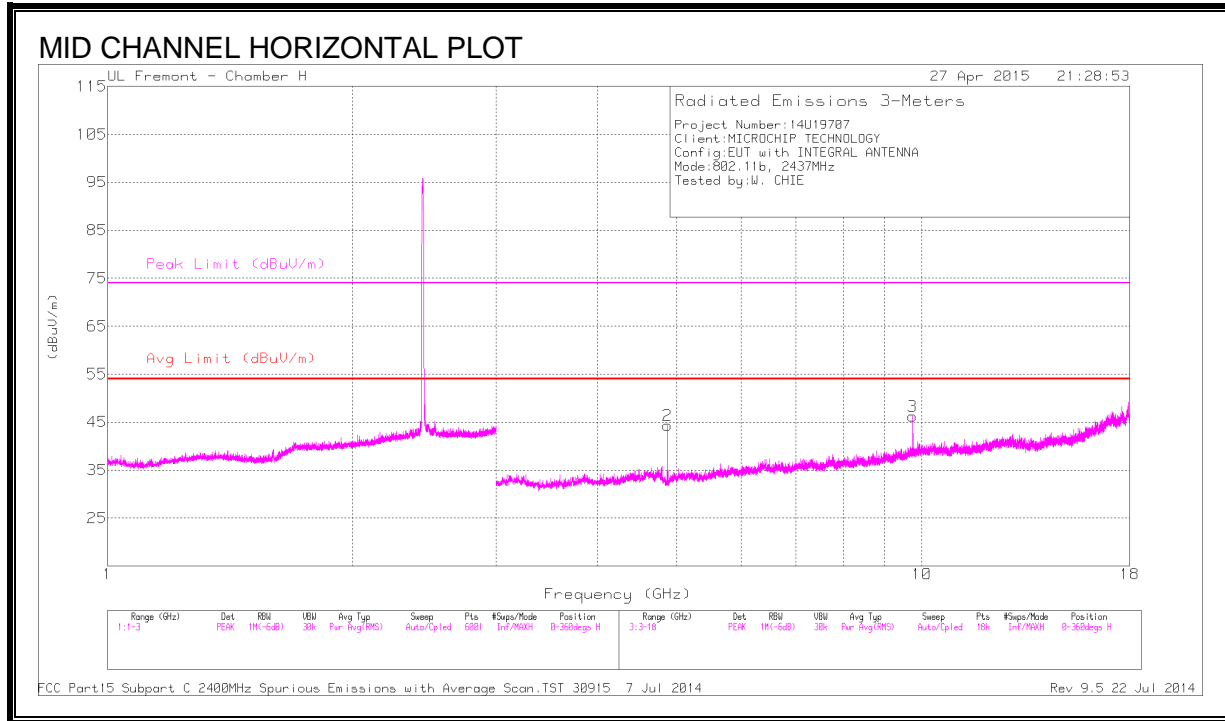
DATA

Marker	Frequency (GHz)	Meter Reading (dBuV)	Det	AF T346 (dB/m)	Amp/Cbl/Filtr/Pad (dB)	Corrected Reading (dBuV/m)	Avg Limit (dBuV/m)	Margin (dB)	Peak Limit (dBuV/m)	PK Margin (dB)	Azimuth (Degs)	Height (cm)	Polarity
1	* 1.596	49.56	PK2	27.7	-25.1	52.16	-	-	74	-21.84	172	100	V
	* 1.594	35.1	MAv1	27.7	-25.1	37.7	54	-16.3	-	-	172	100	V
2	* 4.824	50.52	PK2	34.1	-31.2	53.42	-	-	74	-20.58	199	198	H
	* 4.824	47.22	MAv1	34.1	-31.2	50.12	54	-3.88	-	-	199	198	H
3	9.648	35.77	PK	36.8	-26.4	46.17	-	-	-	-	0-360	100	H
4	3.189	39.94	PK	33.6	-33.5	40.04	-	-	-	-	0-360	100	V
5	* 4.824	52.09	PK2	34.1	-31.2	54.99	-	-	74	-19.01	21	270	V
	* 4.824	49.74	MAv1	34.1	-31.2	52.64	54	-1.36	-	-	21	270	V
6	9.648	30.97	PK	36.8	-26.4	41.37	-	-	-	-	0-360	201	V

* - indicates frequency in CFR 47, Part 15 and Industry Canada RSS-Restricted Band.

PK2 - KDB558074 Method: Maximum Peak

MAv1 - KDB558074 Option 1 Maximum RMS Average



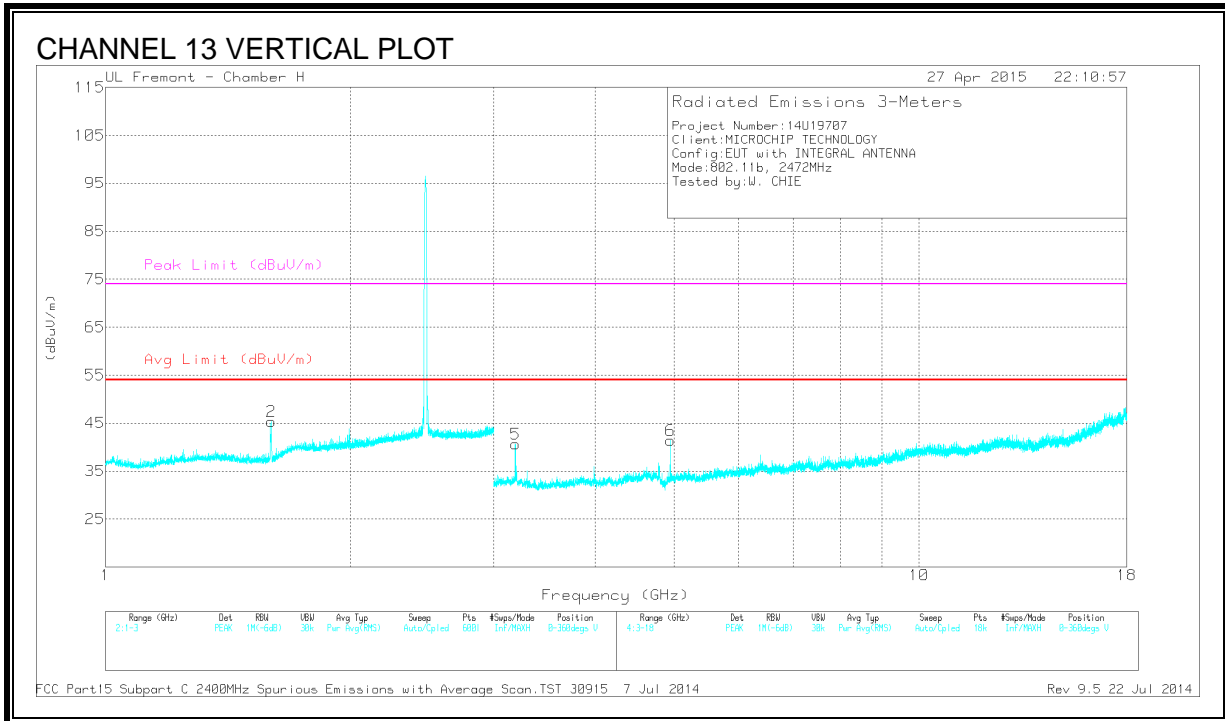
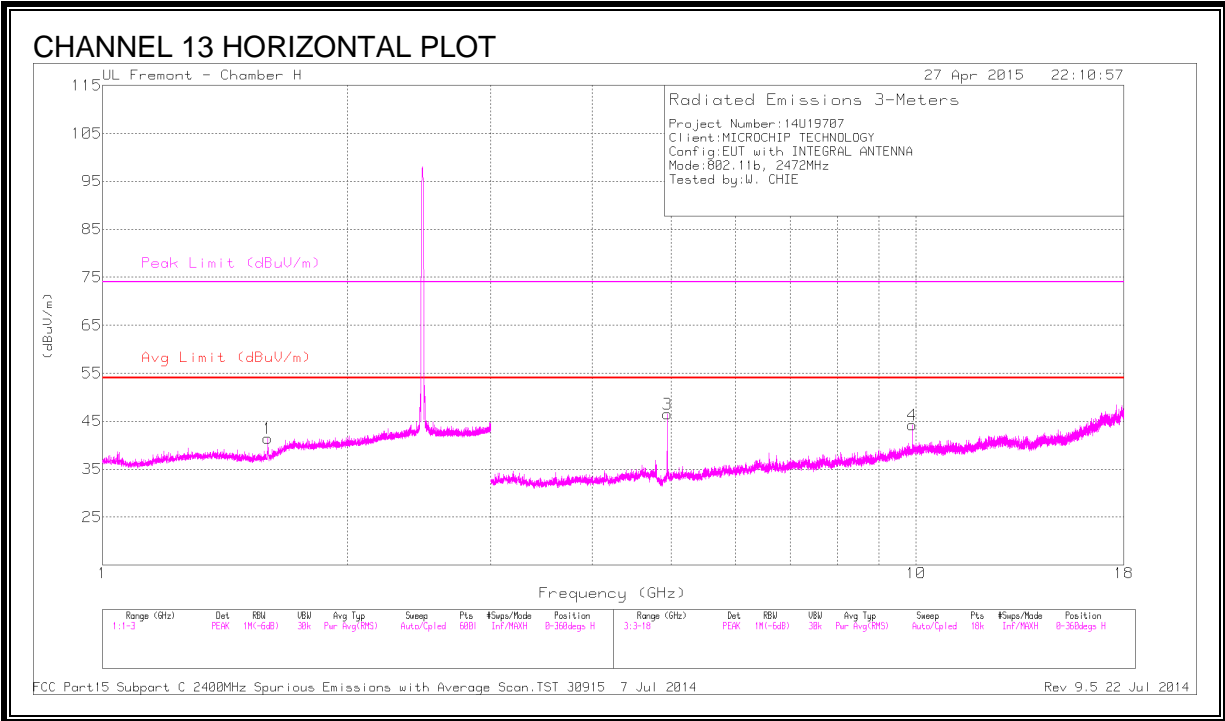
DATA

Marker	Frequency (GHz)	Meter Reading (dBuV)	Det	AF T346 (dB/m)	Amp/Cbl/Filtr/Pad (dB)	DC Corr (dB)	Corrected Reading (dBuV/m)	Avg Limit (dBuV/m)	Margin (dB)	Peak Limit (dBuV/m)	PK Margin (dB)	Azimuth (Degs)	Height (cm)	Polarity
1	* 1.598	51.46	PK2	27.7	-25.1	0	54.06	-	-	74	-19.94	31	201	V
	* 1.599	32.47	MAv1	27.7	-25.1	0	35.07	54	-18.93	-	-	31	201	V
2	* 4.874	52.01	PK2	34.1	-31	0	55.11	-	-	74	-18.89	67	201	H
	* 4.874	49.44	MAv1	34.1	-31	0	52.54	54	-1.46	-	-	67	201	H
3	9.748	35.54	PK	36.9	-26.2	0	46.24	-	-	-	-	0-360	100	H
4	3.249	35.56	PK	33.1	-33.3	0	35.36	-	-	-	-	0-360	201	V
5	* 4.789	46.77	PK2	33.9	-32.3	0	48.37	-	-	74	-25.63	20	130	V
	* 4.789	30.81	MAv1	33.9	-32.3	0	32.41	54	-21.59	-	-	20	130	V
6	* 4.874	50.47	PK2	34.1	-31	0	53.57	-	-	74	-20.43	30	201	V
	* 4.874	47.58	MAv1	34.1	-31	0	50.68	54	-3.32	-	-	30	201	V

* - indicates frequency in CFR 47, Part 15 and Industry Canada RSS-Restricted Band.

PK2 - KDB558074 Method: Maximum Peak

MAv1 - KDB558074 Option 1 Maximum RMS Average



DATA

Marker	Frequency (GHz)	Meter Reading (dBuV)	Det	AF T712 (dB/m)	Amp/Cbl/Filtr/Pad (dB)	DC Corr (dB)	Corrected Reading (dBuV/m)	Avg Limit (dBuV/m)	Margin (dB)	Peak Limit (dBuV/m)	PK Margin (dB)	Azimuth (Degs)	Height (cm)	Polarity
1	* 1.597	45.19	PK2	27.7	-25.1	0	47.79	-	-	74	-26.21	242	192	H
	* 1.595	32.91	MAv1	27.7	-25.1	0	35.51	54	-18.49	-	-	242	192	H
2	* 1.598	49.69	PK	27.7	-25.1	0	52.29	-	-	74	-21.71	0-360	201	V
	* 1.595	36.91	MAv1	27.7	-25.1	0	39.51	54	-14.49	-	-	242	192	H
3	* 4.944	49.15	PK2	33.9	-31.9	0	51.15	-	-	74	-22.85	147	278	H
	* 4.944	46.35	MAv1	33.9	-31.9	0	48.35	54	-5.65	-	-	147	278	H
4	9.888	33.61	PK	37.2	-26.6	0	44.21	-	-	-	-	0-360	201	H
5	3.189	40.51	PK	33.6	-33.5	0	40.61	-	-	-	-	0-360	100	V
6	* 4.944	52	PK2	33.9	-31.9	0	54	-	-	74	-20	358	300	V
	* 4.944	49.64	MAv1	33.9	-31.9	0	51.64	54	-2.36	-	-	358	300	V

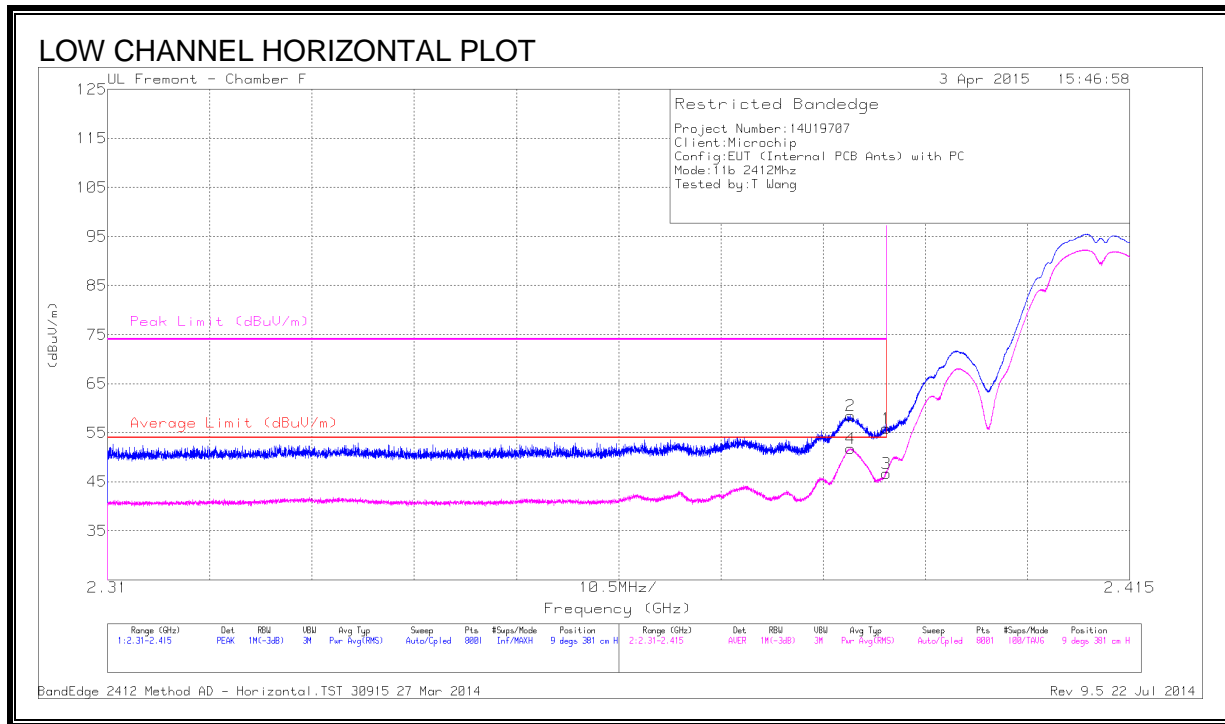
* - indicates frequency in CFR 47, Part 15 and Industry Canada RSS-Restricted Band.

PK2 - KDB558074 Method: Maximum Peak

MAv1 - KDB558074 Option 1 Maximum RMS Average

10.2.2. INTEGRAL ANTENNA

BANDEDGE



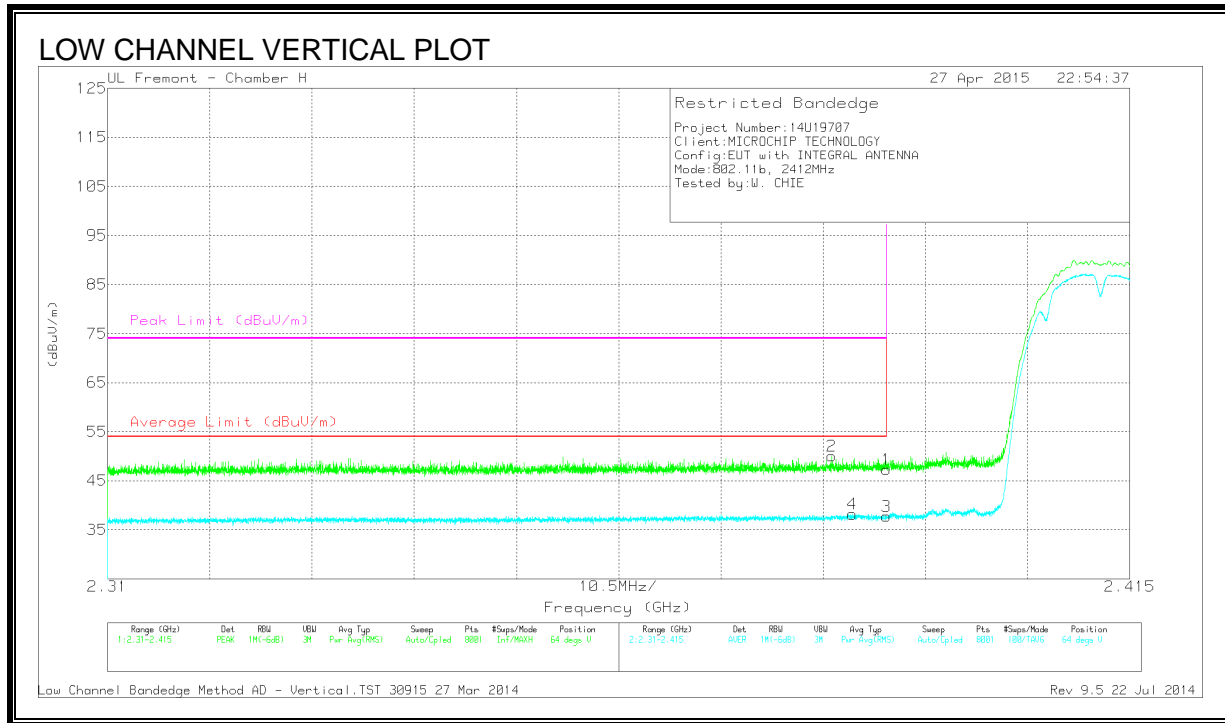
DATA

Marker	Frequency (GHz)	Meter Reading (dBuV)	Det	AF T120 (dB/m)	Amp/Cbl/Fitr/Pad (dB)	Corrected Reading (dBuV/m)	Average Limit (dBuV/m)	Margin (dB)	Peak Limit (dBuV/m)	PK Margin (dB)	Azimuth (Degs)	Height (cm)	Polarity
1	* 2.39	44.91	PK	31.9	-20.9	55.91	-	-	74	-18.09	9	381	H
2	* 2.386	47.43	PK	31.9	-20.9	58.43	-	-	74	-15.57	9	381	H
3	* 2.39	35.71	RMS	31.9	-20.9	46.71	54	-7.29	-	-	9	381	H
4	* 2.386	40.76	RMS	31.9	-20.9	51.76	54	-2.24	-	-	9	381	H

* - indicates frequency in CFR 47, Part 15 and Industry Canada RSS-Restricted Band.

PK - Peak detector

RMS - RMS detection



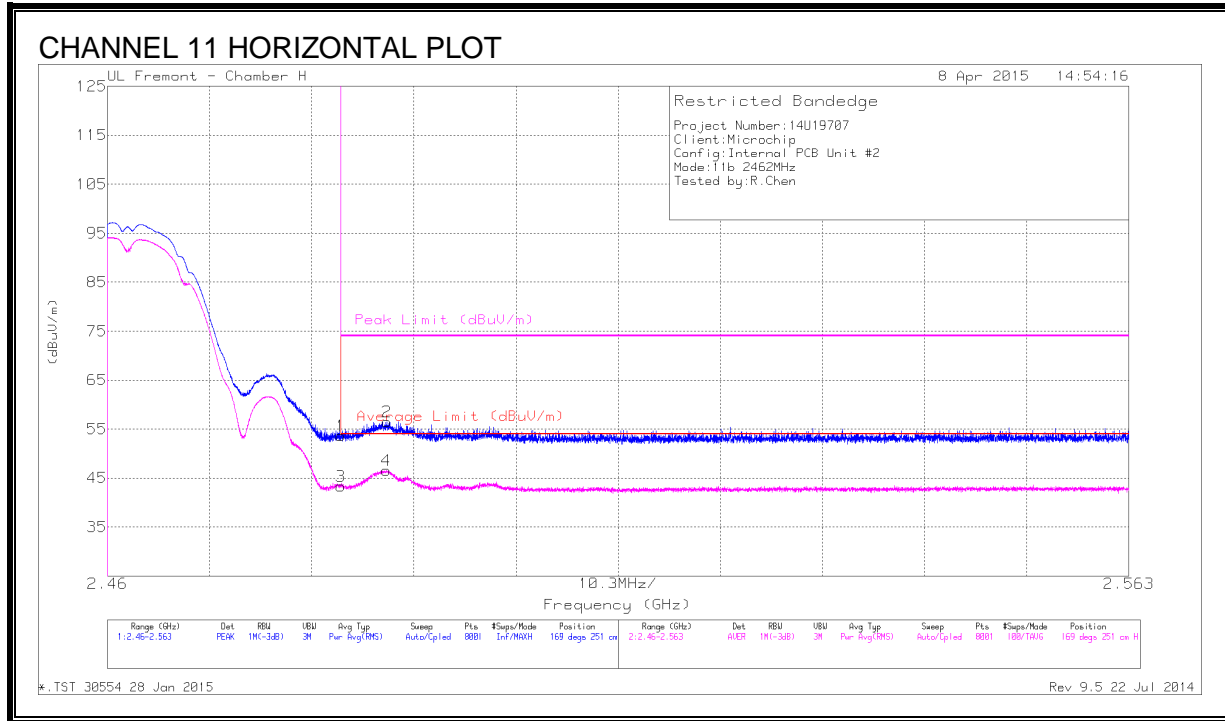
DATA

Marker	Frequency (GHz)	Meter Reading (dBuV)	Det	AF T712 (dB/m)	Amp/Cb/Filter/Pad (dB)	Corrected Reading (dBuV/m)	Average Limit (dBuV/m)	Margin (dB)	Peak Limit (dBuV/m)	PK Margin (dB)	Azimuth (Degs)	Height (cm)	Polarity
1	* 2.39	39.8	PK	32.1	-24.6	47.3	-	-	74	-26.7	64	242	V
2	* 2.384	42.5	PK	32.1	-24.6	50	-	-	74	-24	64	242	V
3	* 2.39	30.19	RMS	32.1	-24.6	37.69	54	-16.31	-	-	64	242	V
4	* 2.387	30.57	RMS	32.1	-24.5	38.17	54	-15.83	-	-	64	242	V

* - indicates frequency in CFR 47, Part 15 and Industry Canada RSS-Restricted Band.

PK - Peak detector

RMS - RMS detection



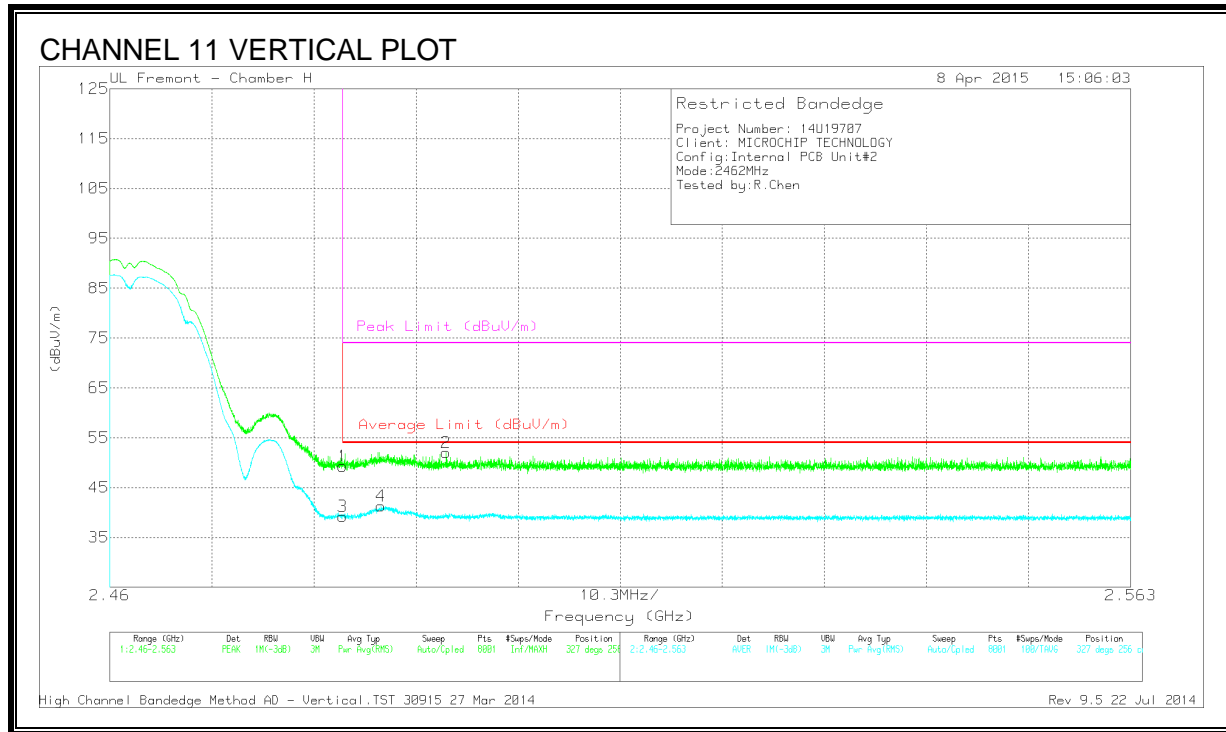
DATA

Marker	Frequency (GHz)	Meter Reading (dBuV)	Det	AF T120 (dB/m)	Amp/Cbl/Fitr/Pad (dB)	Corrected Reading (dBuV/m)	Average Limit (dBuV/m)	Margin (dB)	Peak Limit (dBuV/m)	PK Margin (dB)	Azimuth (Degs)	Height (cm)	Polarity
1	* 2.484	42.35	PK	32.2	-20.9	53.65	-	-	74	-20.35	169	251	H
2	* 2.488	45.25	PK	32.2	-20.9	56.55	-	-	74	-17.45	169	251	H
3	* 2.484	32.02	RMS	32.2	-20.9	43.32	54	-10.68	-	-	169	251	H
4	* 2.488	35.26	RMS	32.2	-20.9	46.56	54	-7.44	-	-	169	251	H

* - indicates frequency in CFR 47, Part 15 and Industry Canada RSS-Restricted Band.

PK - Peak detector

RMS - RMS detection



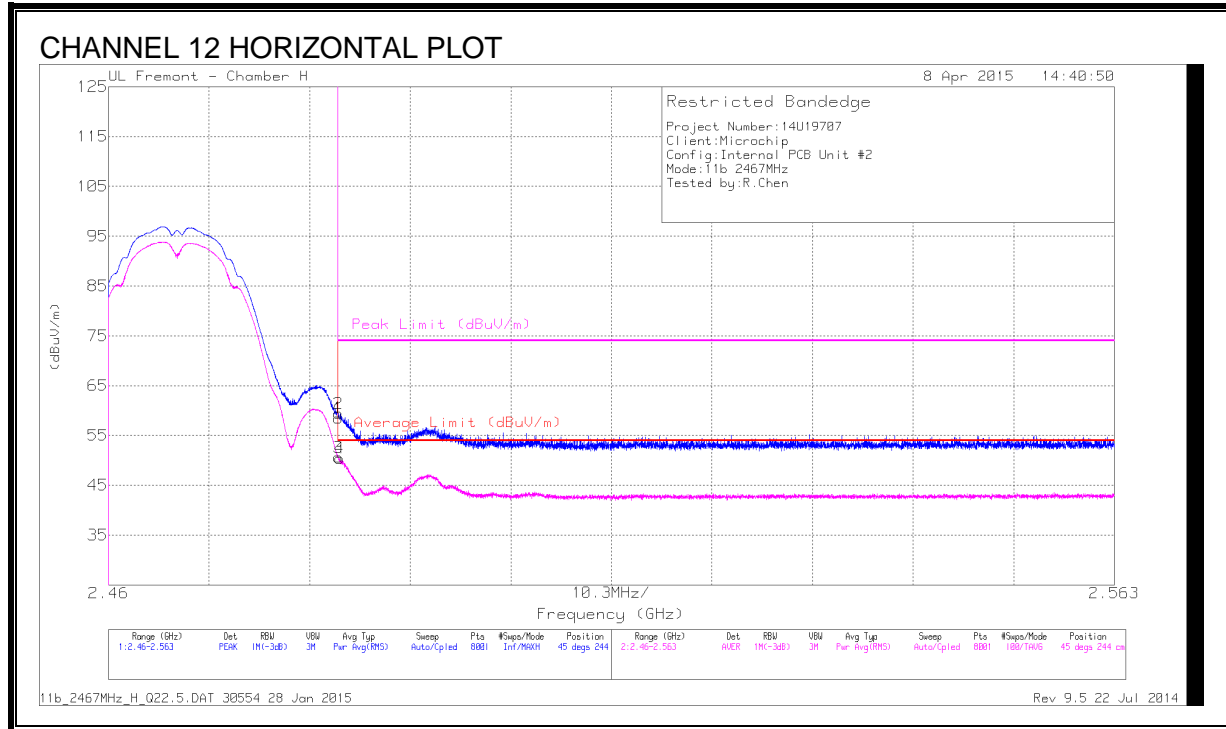
DATA

Marker	Frequency (GHz)	Meter Reading (dBuV)	Det	AF T712 (dB/m)	Amp/Cbl/ Ftr/Pad (dB)	Corrected Reading (dBuV/m)	Average Limit (dBuV/m)	Margin (dB)	Peak Limit (dBuV/m)	PK Margin (dB)	Azimuth (Degs)	Height (cm)	Polarity
1	* 2.484	41.71	PK	32.1	-24.5	49.31	-	-	74	-24.69	327	256	V
2	* 2.494	44.43	PK	32.1	-24.5	52.03	-	-	74	-21.97	327	256	V
3	* 2.484	31.63	RMS	32.1	-24.5	39.23	54	-14.77	-	-	327	256	V
4	* 2.487	33.71	RMS	32.1	-24.5	41.31	54	-12.69	-	-	327	256	V

* - indicates frequency in CFR 47, Part 15 and Industry Canada RSS-Restricted Band.

PK - Peak detector

RMS - RMS detection



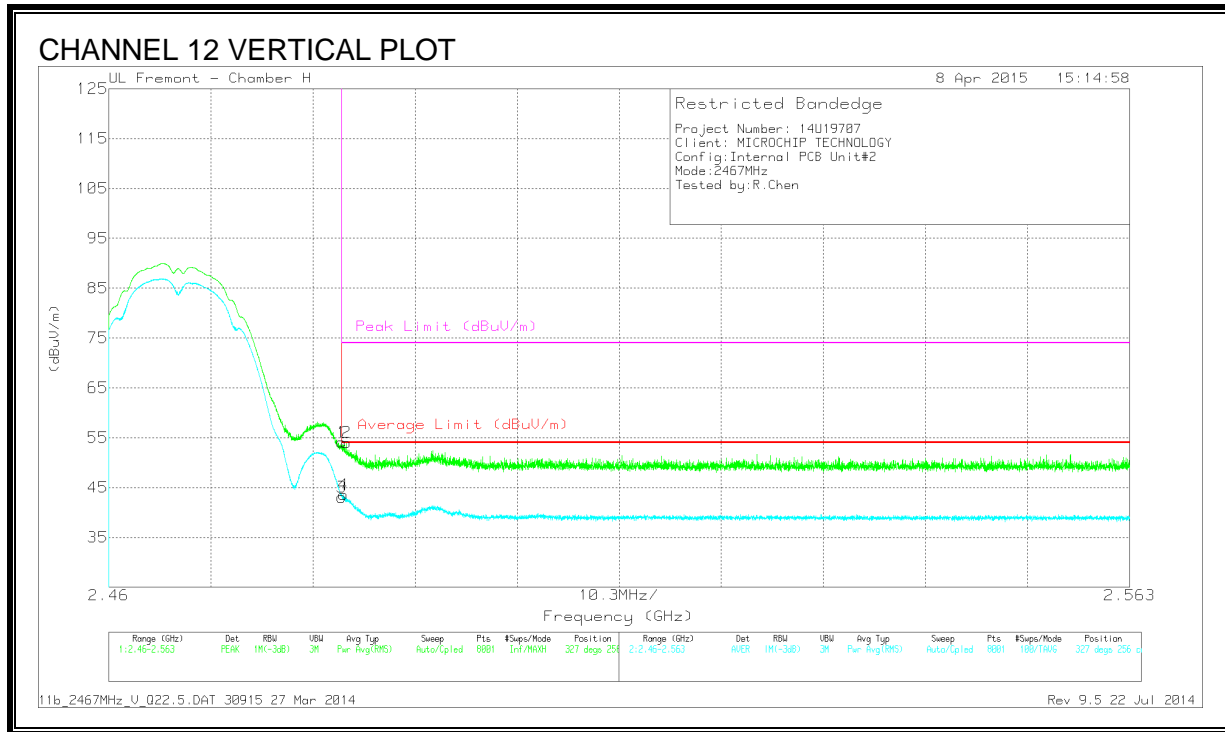
DATA

Marker	Frequency (GHz)	Meter Reading (dBuV)	Det	AF T120 (dB/m)	Amp/Cbl/Ftr/Pad (dB)	Corrected Reading (dBuV/m)	Average Limit (dBuV/m)	Margin (dB)	Peak Limit (dBuV/m)	PK Margin (dB)	Azimuth (Degs)	Height (cm)	Polarity
1	* 2.484	47.22	PK	32.2	-20.9	58.52	-	-	74	-15.48	45	244	H
2	* 2.484	48.11	PK	32.2	-20.9	59.41	-	-	74	-14.59	45	244	H
3	* 2.484	39.31	RMS	32.2	-20.9	50.61	54	-3.39	-	-	45	244	H
4	* 2.484	39.15	RMS	32.2	-20.9	50.45	54	-3.55	-	-	45	244	H

* - indicates frequency in CFR 47, Part 15 and Industry Canada RSS-Restricted Band.

PK - Peak detector

RMS - RMS detection



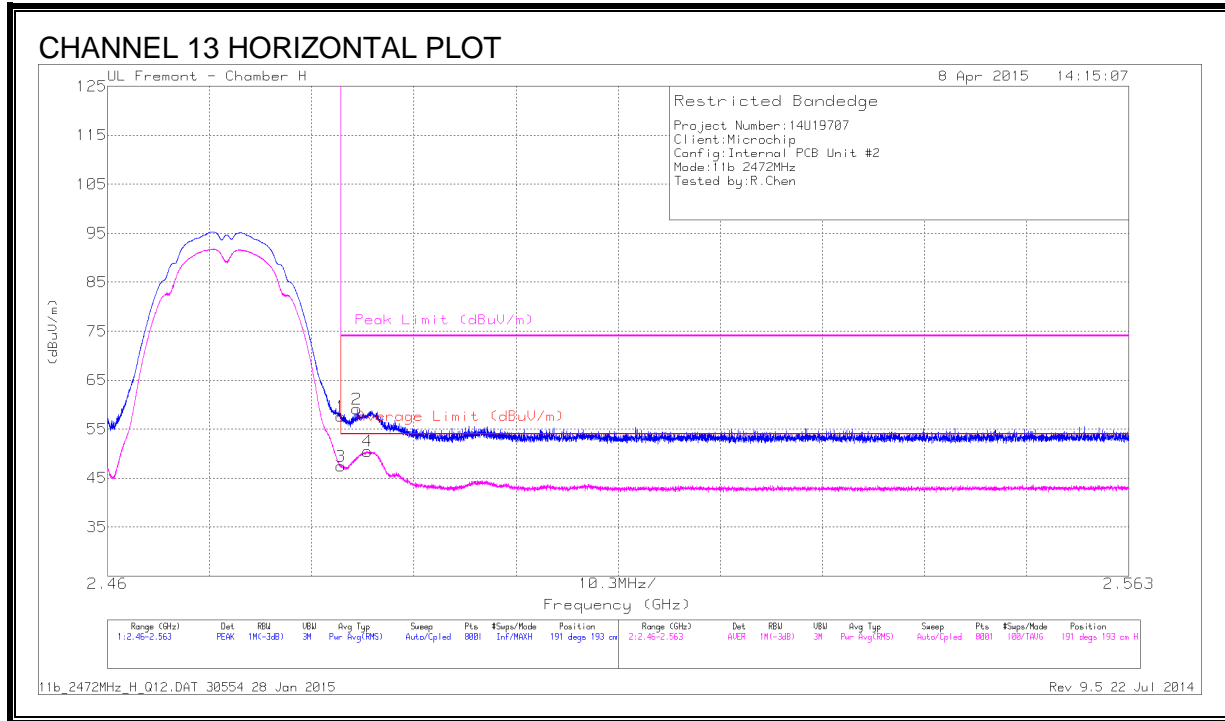
DATA

Marker	Frequency (GHz)	Meter Reading (dBuV)	Det	AF T712 (dB/m)	Amp/Cbl/Ftr/Pad (dB)	Corrected Reading (dBuV/m)	Average Limit (dBuV/m)	Margin (dB)	Peak Limit (dBuV/m)	PK Margin (dB)	Azimuth (Degs)	Height (cm)	Polarity
1	* 2.484	46.48	PK	32.1	-24.5	54.08	-	-	74	-19.92	327	256	V
2	* 2.484	46.45	PK	32.1	-24.5	54.05	-	-	74	-19.95	327	256	V
3	* 2.484	35.48	RMS	32.1	-24.5	43.08	54	-10.92	-	-	327	256	V
4	* 2.484	36.02	RMS	32.1	-24.5	43.62	54	-10.38	-	-	327	256	V

* - indicates frequency in CFR 47, Part 15 and Industry Canada RSS-Restricted Band.

PK - Peak detector

RMS - RMS detection



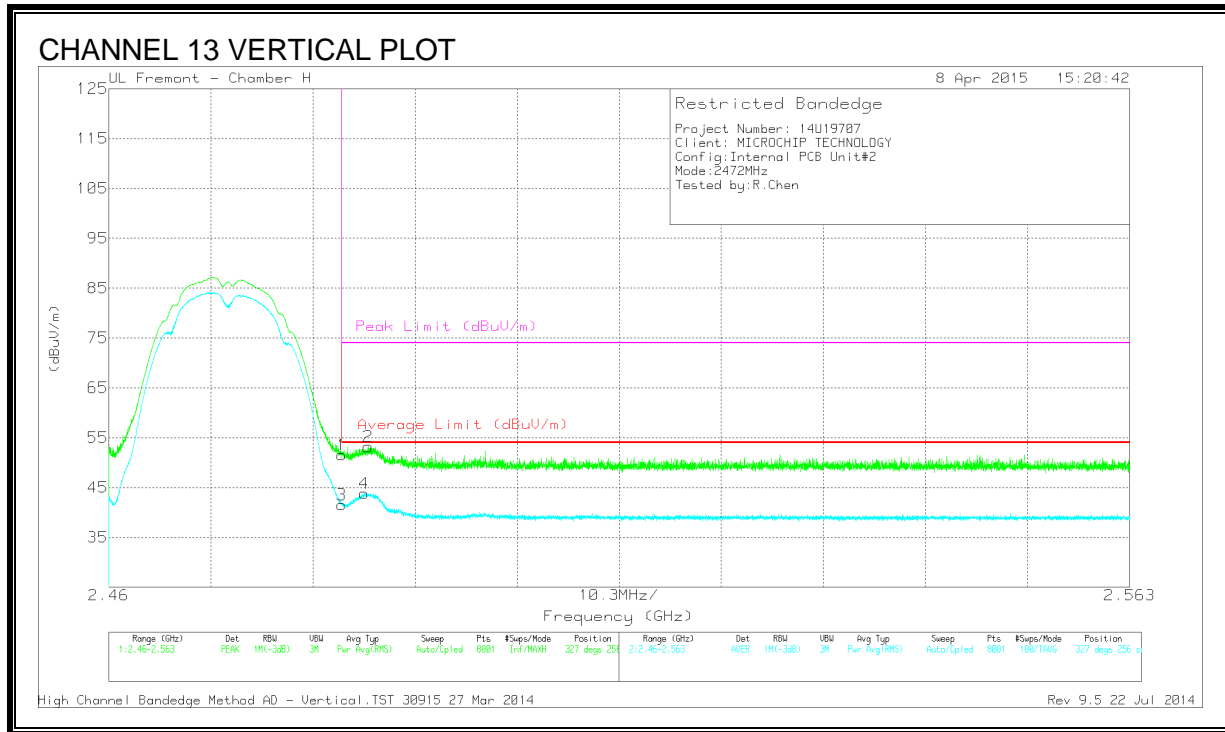
DATA

Marker	Frequency (GHz)	Meter Reading (dBuV)	Det	AF T120 (dB/m)	Amp/Cbl/Fitr/Pad (dB)	Corrected Reading (dBuV/m)	Average Limit (dBuV/m)	Margin (dB)	Peak Limit (dBuV/m)	PK Margin (dB)	Azimuth (Degs)	Height (cm)	Polarity
1	* 2.484	46.27	PK	32.2	-20.9	57.57	-	-	74	-16.43	191	193	H
2	* 2.485	47.79	PK	32.2	-20.9	59.09	-	-	74	-14.91	191	193	H
3	* 2.484	36.16	RMS	32.2	-20.9	47.46	54	-6.54	-	-	191	193	H
4	* 2.486	39.18	RMS	32.2	-20.9	50.48	54	-3.52	-	-	191	193	H

* - indicates frequency in CFR 47, Part 15 and Industry Canada RSS-Restricted Band.

PK - Peak detector

RMS - RMS detection



DATA

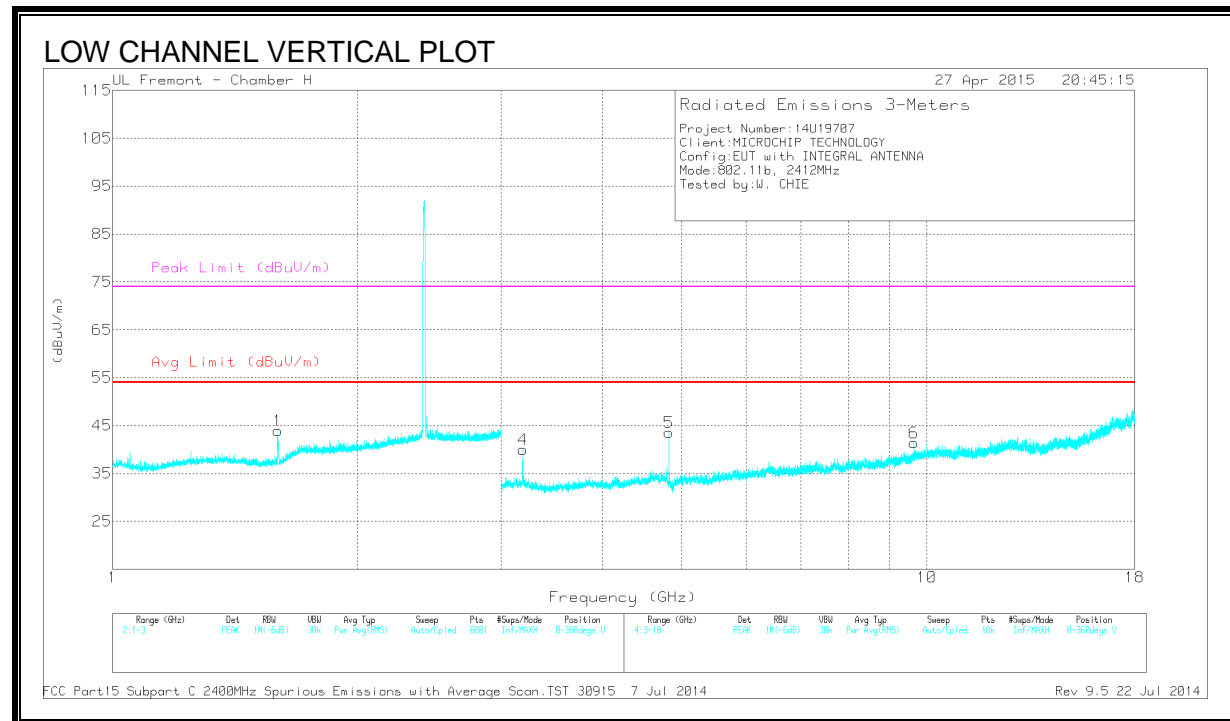
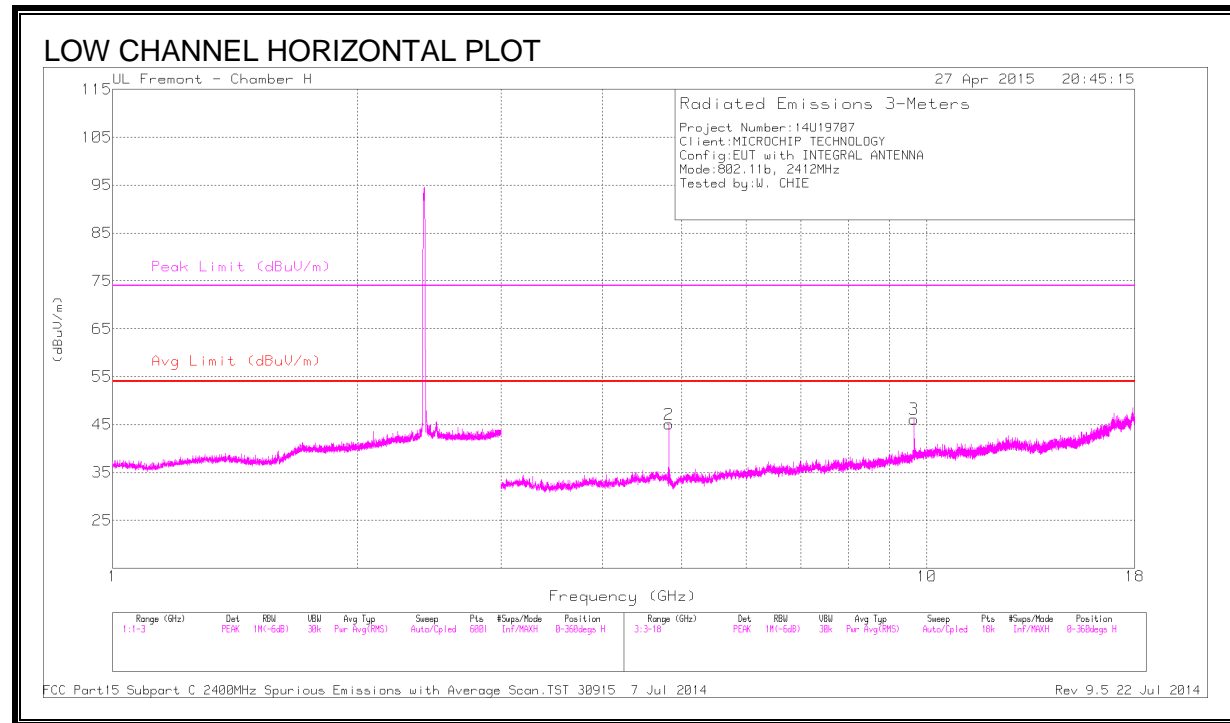
Marker	Frequency (GHz)	Meter Reading (dBuV)	Det	AF T712 (dB/m)	Amp/Cbl/Filtr/Pad (dB)	Corrected Reading (dBuV/m)	Average Limit (dBuV/m)	Margin (dB)	Peak Limit (dBuV/m)	PK Margin (dB)	Azimuth (Degs)	Height (cm)	Polarity
1	* 2.484	43.95	PK	32.1	-24.5	51.55	-	-	74	-22.45	327	256	V
2	* 2.486	45.61	PK	32.1	-24.5	53.21	-	-	74	-20.79	327	256	V
3	* 2.484	33.95	RMS	32.1	-24.5	41.55	54	-12.45	-	-	327	256	V
4	* 2.486	36.26	RMS	32.1	-24.5	43.86	54	-10.14	-	-	327	256	V

* - indicates frequency in CFR 47, Part 15 and Industry Canada RSS-Restricted Band.

PK - Peak detector

RMS - RMS detection

HARMONICS AND SPURIOUS EMISSIONS



DATA

Marker	Frequency (GHz)	Meter Reading (dBuV)	Det	AF T712 (dB/m)	Amp/Cb/Filtr /Pad (dB)	DC Corr (dB)	Corrected Reading (dBuV/m)	Avg Limit (dBuV/m)	Margin (dB)	Peak Limit (dBuV/m)	PK Margin (dB)	Azimuth (Degs)	Height (cm)	Polarity
1	* 1.596	49.56	PK2	27.7	-25.1	0	52.16	-	-	74	-21.84	172	100	V
	* 1.594	35.1	MAv1	27.7	-25.1	0	37.7	54	-16.3	-	-	172	100	V
2	* 4.824	43.5	PK	33.9	-32.3	0	45.1	-	-	74	-28.9	0-360	100	H
5	* 4.824	41.97	PK	33.9	-32.3	0	43.57	-	-	74	-30.43	0-360	201	V
4	3.189	39.94	PK	33.6	-33.5	0	40.04	-	-	-	-	0-360	100	V
3	9.648	35.77	PK	36.8	-26.4	0	46.17	-	-	-	-	0-360	100	H
6	9.648	30.97	PK	36.8	-26.4	0	41.37	-	-	-	-	0-360	201	V

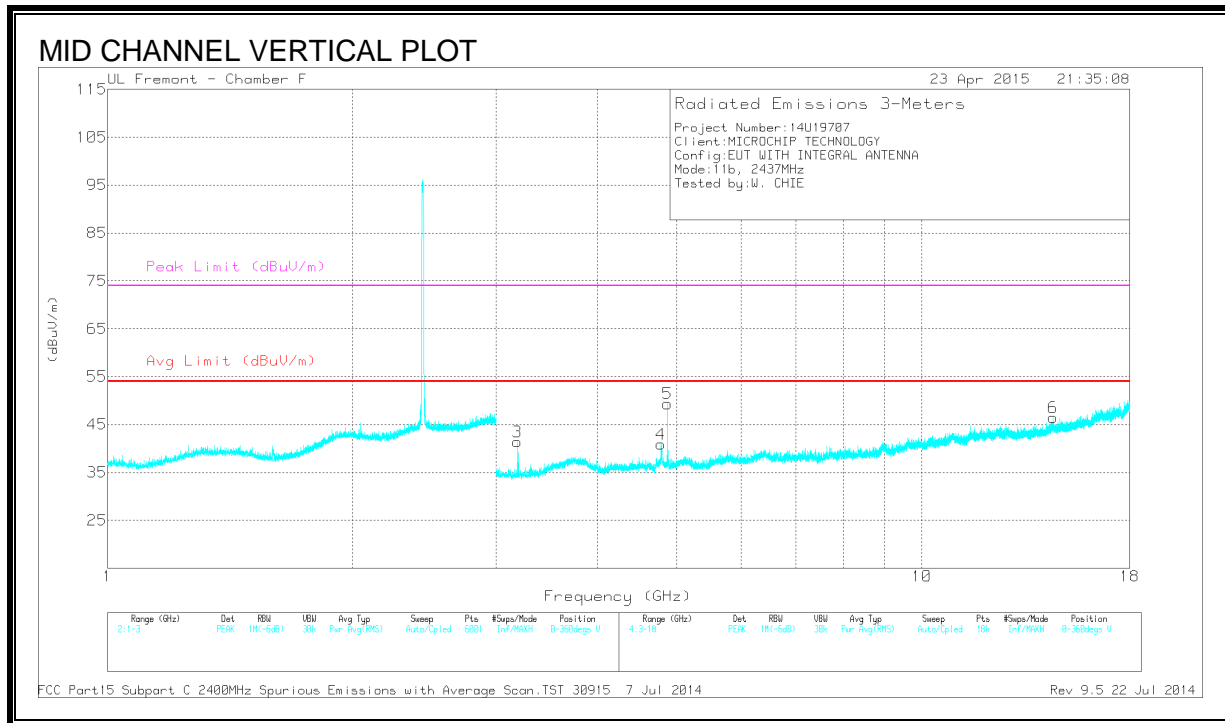
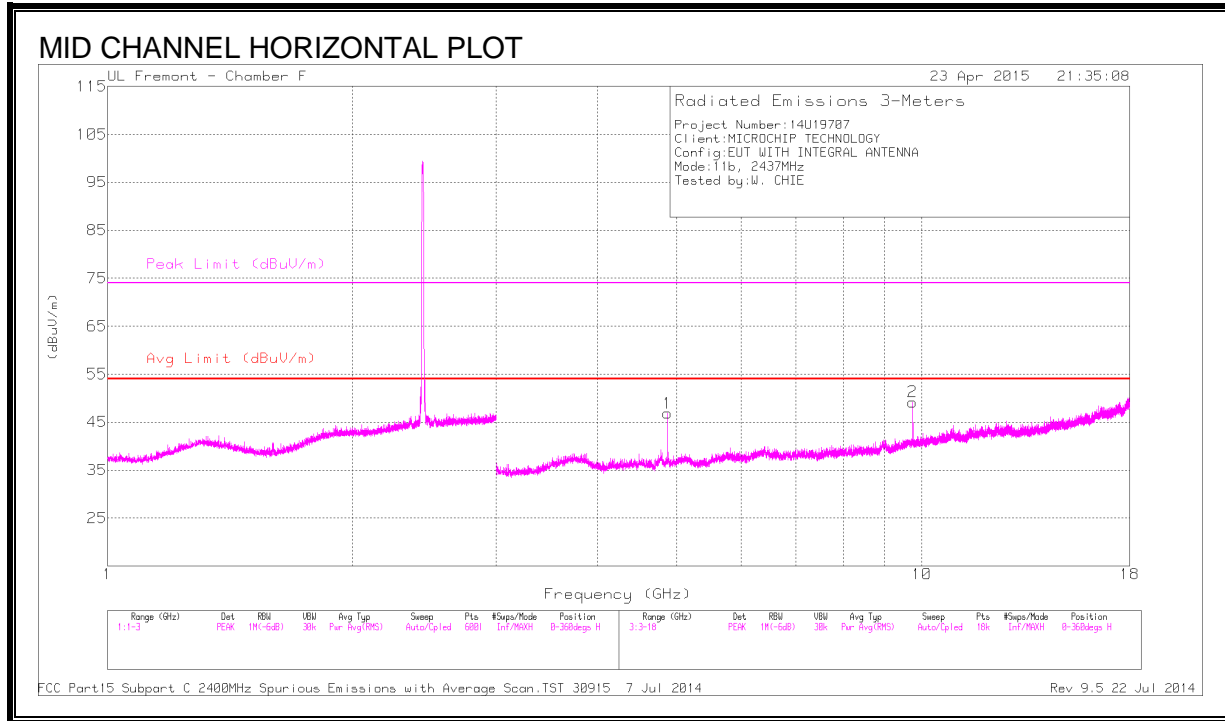
* - indicates frequency in CFR 47, Part 15 and Industry Canada RSS-Restricted Band.

PK2 - KDB558074 Method: Maximum Peak

MAv1 - KDB558074 Option 1 Maximum RMS Average

FCC Part15 Subpart C 2400MHz Spurious Emissions with Average Scan.TST 30915 7 Jul 2014

Rev 9.5 22 Jul 2014



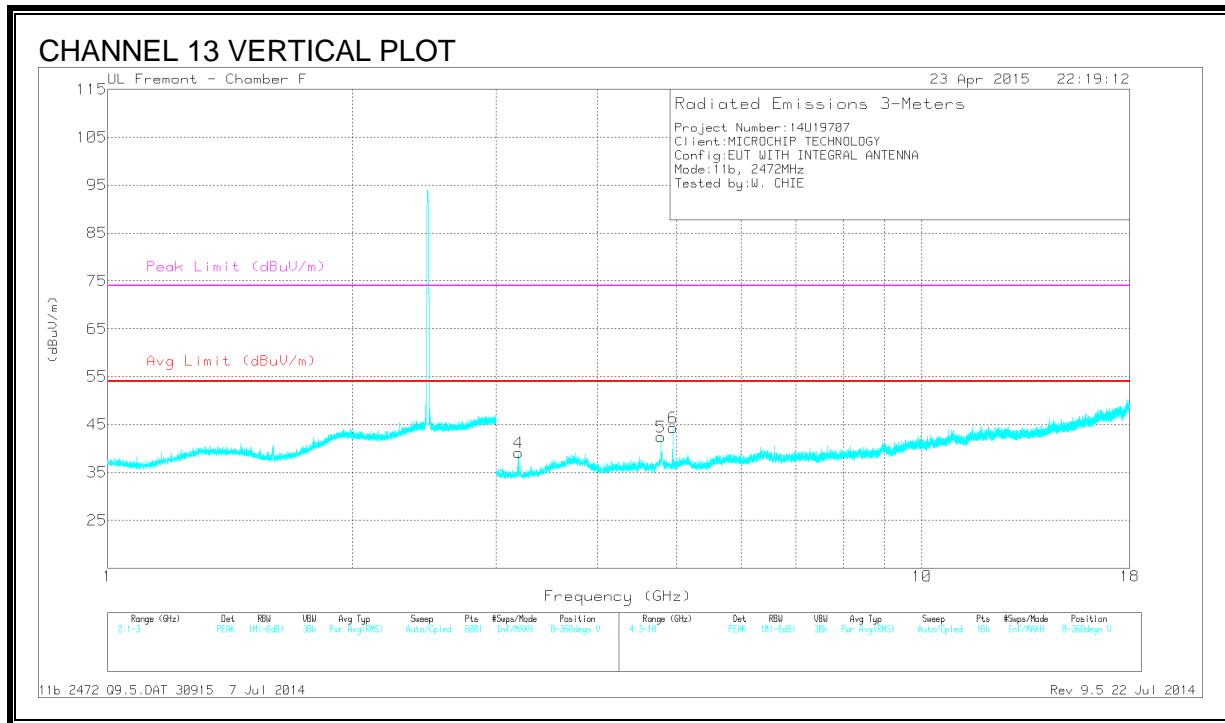
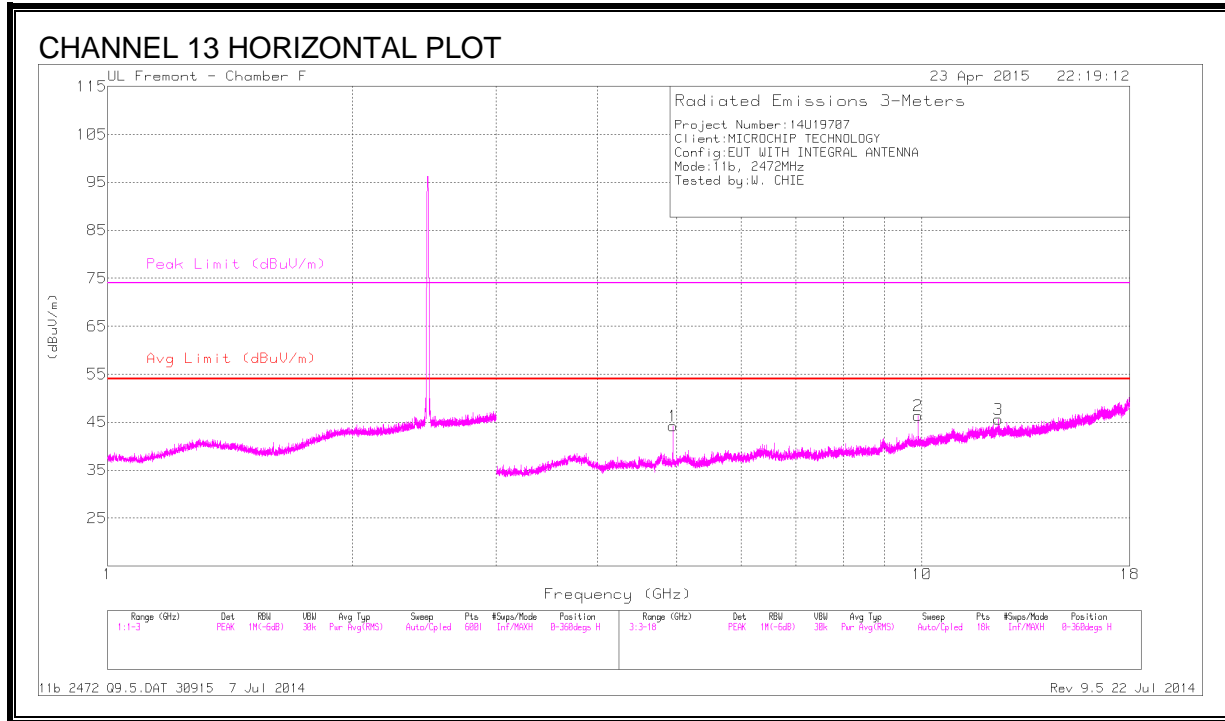
DATA

Marker	Frequency (GHz)	Meter Reading (dBuV)	Det	AF T120 (dB/m)	Amp/Cbl/Filtr/Pad (db)	Corrected Reading (dBuV/m)	Avg Limit (dBuV/m)	Margin (dB)	Peak Limit (dBuV/m)	PK Margin (dB)	Azimuth (Degs)	Height (cm)	Polarity
1	* 4.874	43.14	PK2	34.1	-27.8	49.44	-	-	74	-24.56	169	293	H
	* 4.874	37.85	MAv1	34.1	-27.8	44.15	54	-9.85	-	-	169	293	H
2	9.748	36.11	PK2	37.1	-22.7	50.51	-	-	-	-	277	157	H
3	3.187	43.59	PK2	33.1	-28.9	47.79	-	-	-	-	199	123	V
4	* 4.78	42.91	PK2	34.1	-27.4	49.61	-	-	74	-24.39	194	207	V
	* 4.78	29.79	MAv1	34.1	-27.4	36.49	54	-17.51	-	-	194	207	V
5	* 4.874	44.19	PK2	34.1	-27.8	50.49	-	-	74	-23.51	274	158	V
	* 4.874	39.65	MAv1	34.1	-27.8	45.95	54	-8.05	-	-	274	158	V
6	* 14.475	36.55	PK2	40	-23.4	53.15	-	-	74	-20.85	144	271	V
	* 14.475	24.88	MAv1	39.9	-23.4	41.38	54	-12.62	-	-	144	271	V

* - indicates frequency in CFR 47, Part 15 and Industry Canada RSS-Restricted Band.

PK2 - KDB558074 Method: Maximum Peak

MAv1 - KDB558074 Option 1 Maximum RMS Average



DATA

Marker	Frequency (GHz)	Meter Reading (dBuV)	Det	AF T120 (dB/m)	Amp/Cbl/Filtr/Pad (db)	Corrected Reading (dBuV/m)	Avg Limit (dBuV/m)	Margin (dB)	Peak Limit (dBuV/m)	PK Margin (dB)	Azimuth (Degs)	Height (cm)	Polarity
1	* 4.944	45.39	PK2	34.1	-28.8	50.69	-	-	74	-23.31	152	192	H
	* 4.944	40.11	MAv1	34.1	-28.8	45.41	54	-8.59	-	-	152	192	H
2	9.888	34.91	PK2	37.2	-22	50.11	-	-	-	-	205	184	H
3	* 12.422	34.46	PK2	39.1	-22.2	51.36	-	-	74	-22.64	58	193	H
	* 12.421	23.36	MAv1	39.1	-22.2	40.26	54	-13.74	-	-	58	193	H
4	3.197	43.36	PK2	33.1	-28.9	47.56	-	-	-	-	183	185	V
5	* 4.78	42.78	PK2	34.1	-27.4	49.48	-	-	74	-24.52	193	201	V
	* 4.78	29.64	MAv1	34.1	-27.4	36.34	54	-17.66	-	-	193	201	V
6	* 4.944	44.77	PK2	34.1	-28.8	50.07	-	-	74	-23.93	301	155	V
	* 4.944	39.68	MAv1	34.1	-28.8	44.98	54	-9.02	-	-	301	155	V

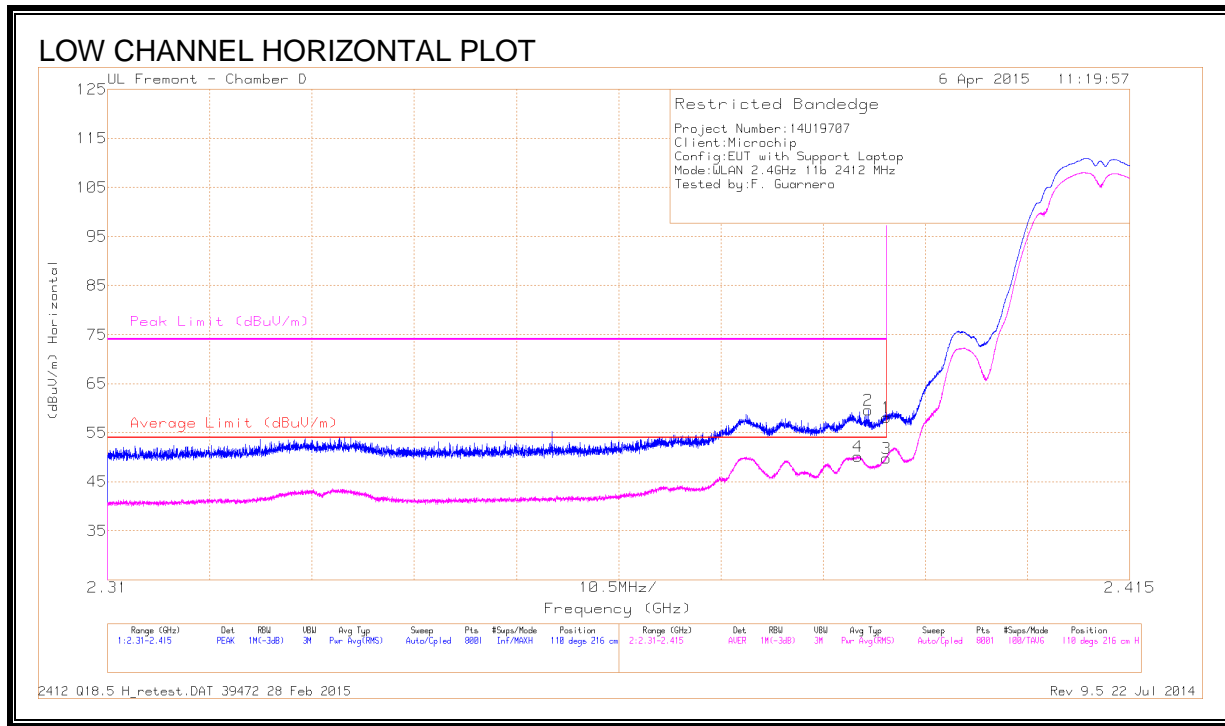
* - indicates frequency in CFR 47, Part 15 and Industry Canada RSS-Restricted Band.

PK2 - KDB558074 Method: Maximum Peak

MAv1 - KDB558074 Option 1 Maximum RMS Average

10.2.3. PCB ANTENNA

RESTRICTED BANDEDGE



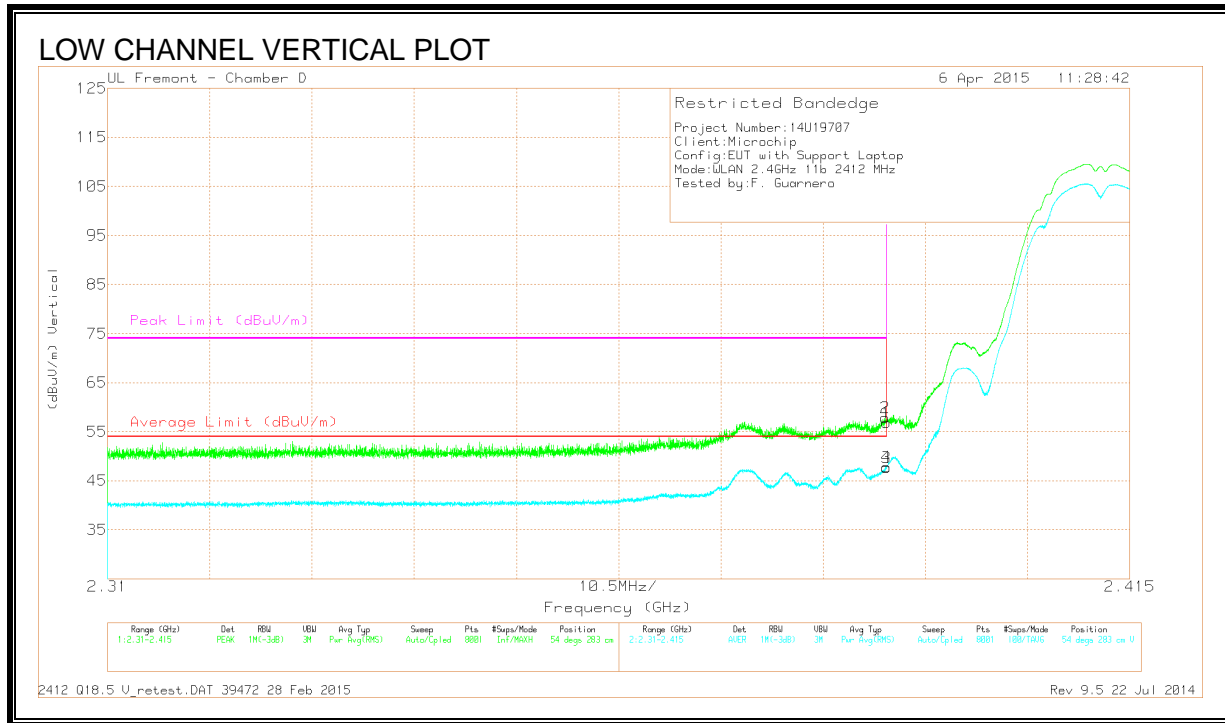
DATA

Marker	Frequency (GHz)	Meter Reading (dBuV)	Det	AF T344 (dB/m)	Amp/Cbl/Filtr /Pad (dB)	Corrected Reading (dBuV/m)	Average Limit (dBuV/m)	Margin (dB)	Peak Limit (dBuV/m)	PK Margin (dB)	Azimuth (Degs)	Height (cm)	Polarity
1	* 2.39	46.67	PK	32.1	-20.7	58.07	-	-	74	-15.93	110	216	H
2	* 2.388	48.32	PK	32.1	-20.8	59.62	-	-	74	-14.38	110	216	H
3	* 2.39	38.27	RMS	32.1	-20.7	49.67	54	-4.33	-	-	110	216	H
4	* 2.387	38.79	RMS	32.1	-20.8	50.09	54	-3.91	-	-	110	216	H

* - indicates frequency in CFR 47, Part 15 and Industry Canada RSS-Restricted Band.

PK - Peak detector

RMS - RMS detection



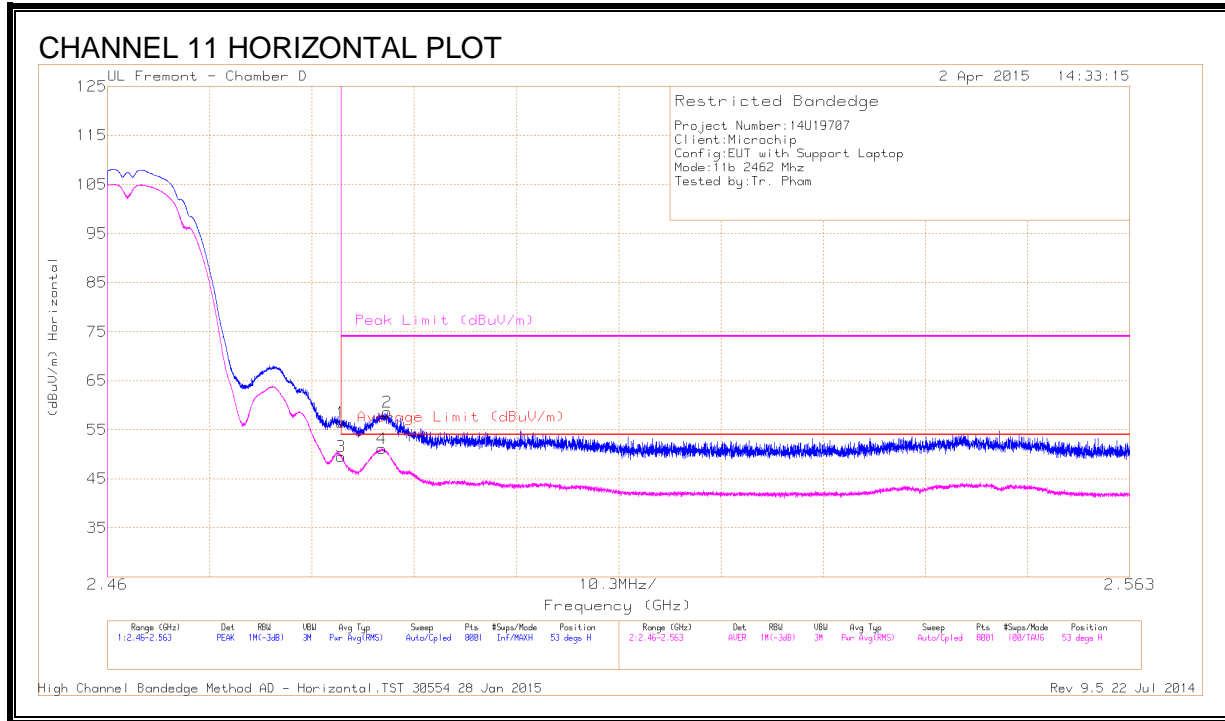
DATA

Marker	Frequency (GHz)	Meter Reading (dBuV)	Det	AFT344 (dB/m)	Amp/Cbl/F ltr/Pad (dB)	Corrected Reading (dBuV/m)	Average Limit (dBuV/m)	Margin (dB)	Peak Limit (dBuV/m)	PK Margin (dB)	Azimuth (Degs)	Height (cm)	Polarity
1	* 2.39	45.5	PK	32.1	-20.7	56.9	-	-	74	-17.1	54	283	V
2	* 2.39	46.45	PK	32.1	-20.7	57.85	-	-	74	-16.15	54	283	V
3	* 2.39	36.32	RMS	32.1	-20.7	47.72	54	-6.28	-	-	54	283	V
4	* 2.39	36.46	RMS	32.1	-20.7	47.86	54	-6.14	-	-	54	283	V

* - indicates frequency in CFR 47, Part 15 and Industry Canada RSS-Restricted Band.

PK - Peak detector

RMS - RMS detection



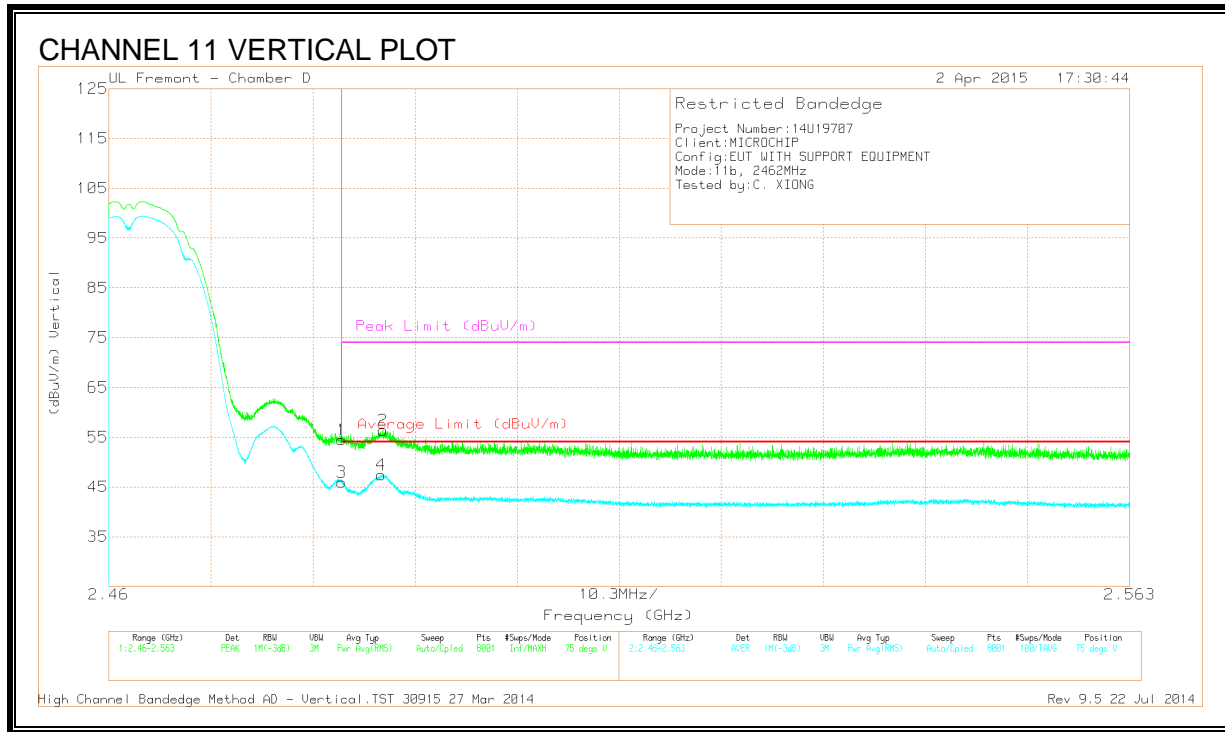
DATA

Marker	Frequency (GHz)	Meter Reading (dBuV)	Det	AF T344 (dB/m)	Amp/Cbl/Filtr/Pad (dB)	Corrected Reading (dBuV/m)	Average Limit (dBuV/m)	Margin (dB)	Peak Limit (dBuV/m)	PK Margin (dB)	Azimuth (Degs)	Height (cm)	Polarity
1	* 2.484	45.1	PK	32.2	-20.8	56.5	-	-	74	-17.5	53	265	H
2	* 2.488	47.23	PK	32.2	-20.8	58.63	-	-	74	-15.37	53	265	H
3	* 2.484	38.19	RMS	32.2	-20.8	49.59	54	-4.41	-	-	53	265	H
4	* 2.488	39.74	RMS	32.2	-20.8	51.14	54	-2.86	-	-	53	265	H

* - indicates frequency in CFR 47, Part 15 and Industry Canada RSS-Restricted Band.

PK - Peak detector

RMS - RMS detection



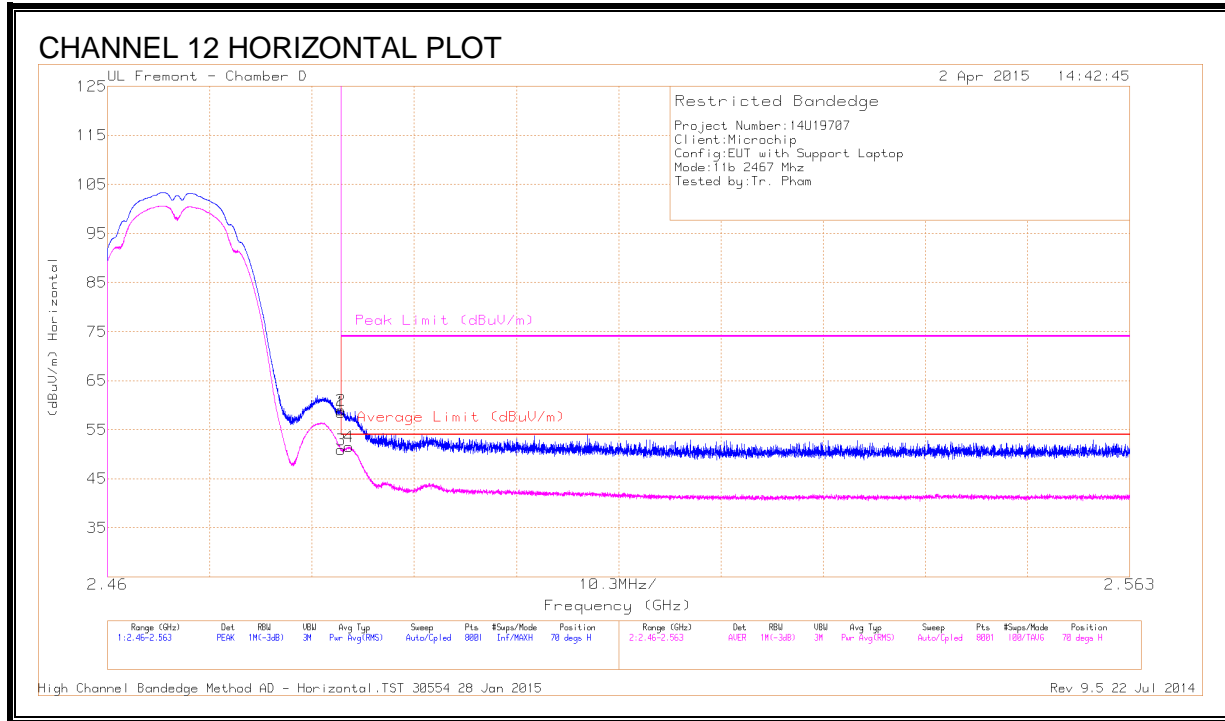
DATA

Marker	Frequency (GHz)	Meter Reading (dBuV)	Det	AF T344 (dB/m)	Amp/Cbl/ Filt/Pad (dB)	Corrected Reading (dBuV/m)	Average Limit (dBuV/m)	Margin (dB)	Peak Limit (dBuV/m)	PK Margin (dB)	Azimuth (Degs)	Height (cm)	Polarity
1	* 2.484	43.09	PK	32.2	-20.8	54.49	-	-	74	-19.51	75	270	V
3	* 2.484	34.57	RMS	32.2	-20.8	45.97	54	-8.03	-	-	75	270	V
2	* 2.488	45	PK	32.2	-20.8	56.4	-	-	74	-17.6	75	270	V
4	* 2.488	36.04	RMS	32.2	-20.8	47.44	54	-6.56	-	-	75	270	V

* - indicates frequency in CFR 47, Part 15 and Industry Canada RSS-Restricted Band.

PK - Peak detector

RMS - RMS detection



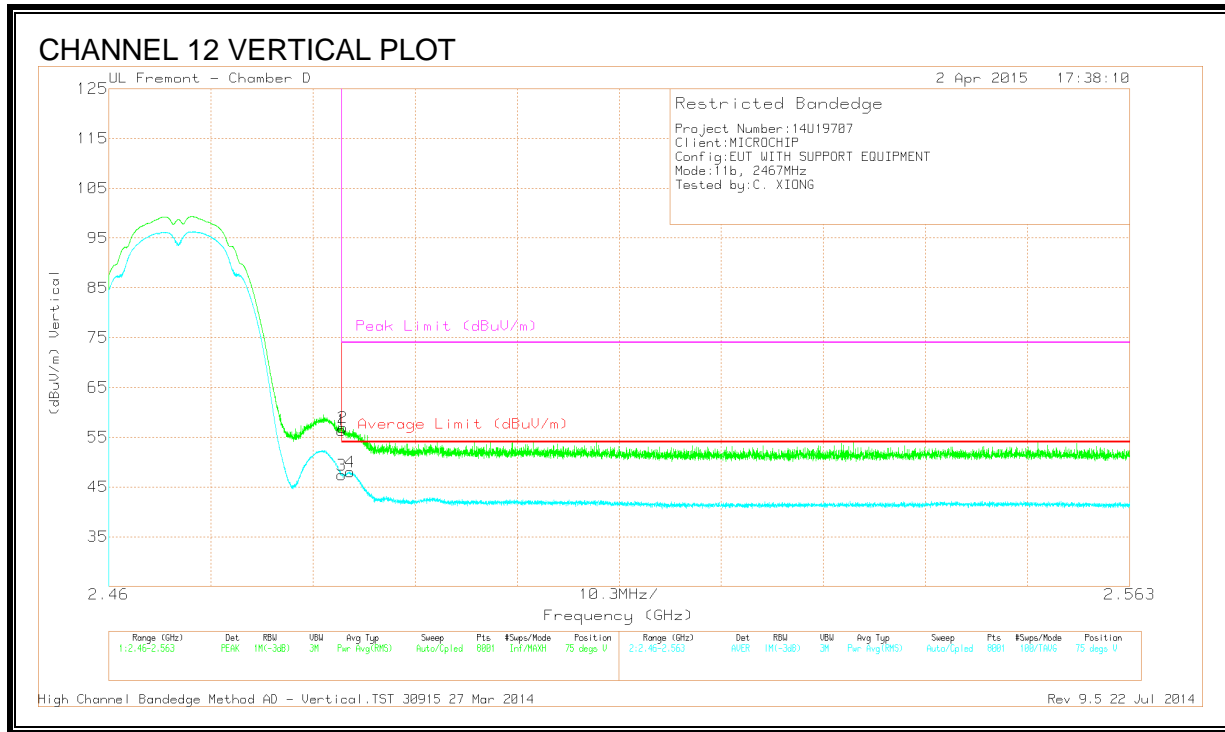
DATA

Marker	Frequency (GHz)	Meter Reading (dBuV)	Det	AF T344 (dB/m)	Amp/Cbl/ Filt/Pad (dB)	Corrected Reading (dBuV/m)	Average Limit (dBuV/m)	Margin (dB)	Peak Limit (dBuV/m)	PK Margin (dB)	Azimuth (Degs)	Height (cm)	Polarity
1	* 2.484	47.15	PK	32.2	-20.8	58.55	-	-	74	-15.45	70	270	H
2	* 2.484	47.55	PK	32.2	-20.8	58.95	-	-	74	-15.05	70	270	H
3	* 2.484	39.52	RMS	32.2	-20.8	50.92	54	-3.08	-	-	70	270	H
4	* 2.484	40.09	RMS	32.2	-20.8	51.49	54	-2.51	-	-	70	270	H

* - indicates frequency in CFR 47, Part 15 and Industry Canada RSS-Restricted Band.

PK - Peak detector

RMS - RMS detection



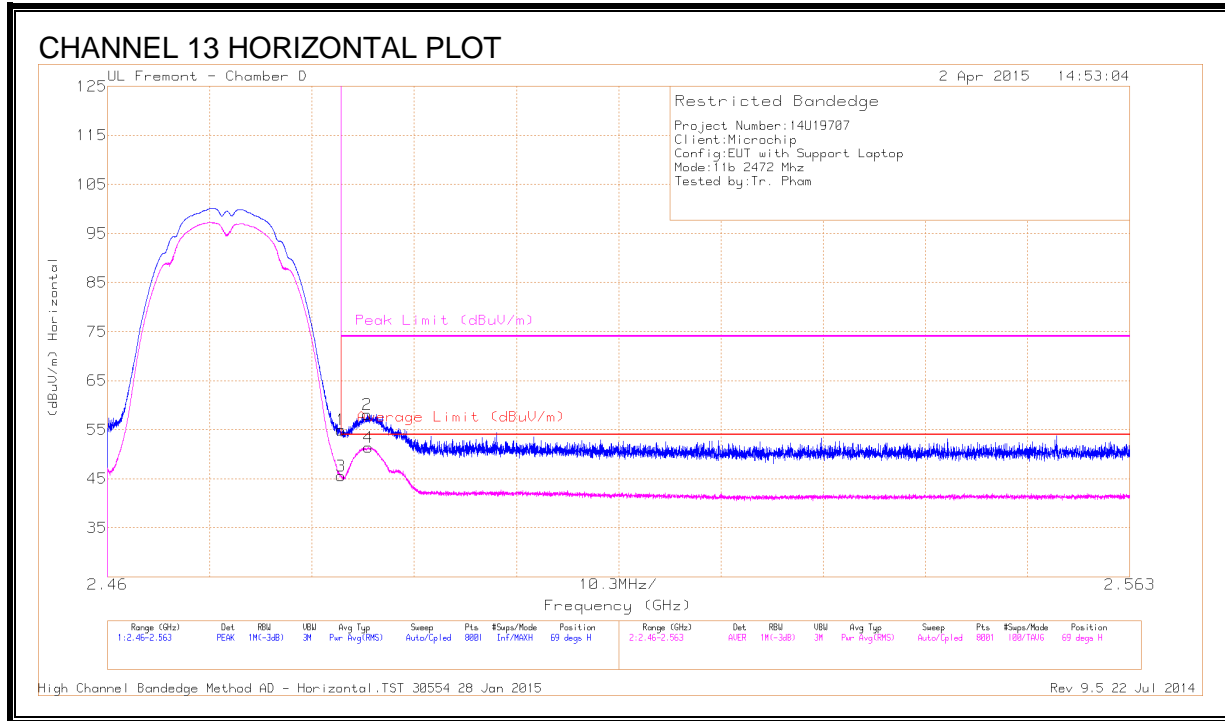
DATA

Marker	Frequency (GHz)	Meter Reading (dBuV)	Det	AF T344 (dB/m)	Amp/Cbl/ Fitr/Pad (dB)	Corrected Reading (dBuV/m)	Average Limit (dBuV/m)	Margin (dB)	Peak Limit (dBuV/m)	PK Margin (dB)	Azimuth (Degs)	Height (cm)	Polarity
1	* 2.484	44.98	PK	32.2	-20.8	56.38	-	-	74	-17.62	75	270	V
2	* 2.484	45.52	PK	32.2	-20.8	56.92	-	-	74	-17.08	75	270	V
3	* 2.484	35.96	RMS	32.2	-20.8	47.36	54	-6.64	-	-	75	270	V
4	* 2.484	36.59	RMS	32.2	-20.8	47.99	54	-6.01	-	-	75	270	V

* - indicates frequency in CFR 47, Part 15 and Industry Canada RSS-Restricted Band.

PK - Peak detector

RMS - RMS detection



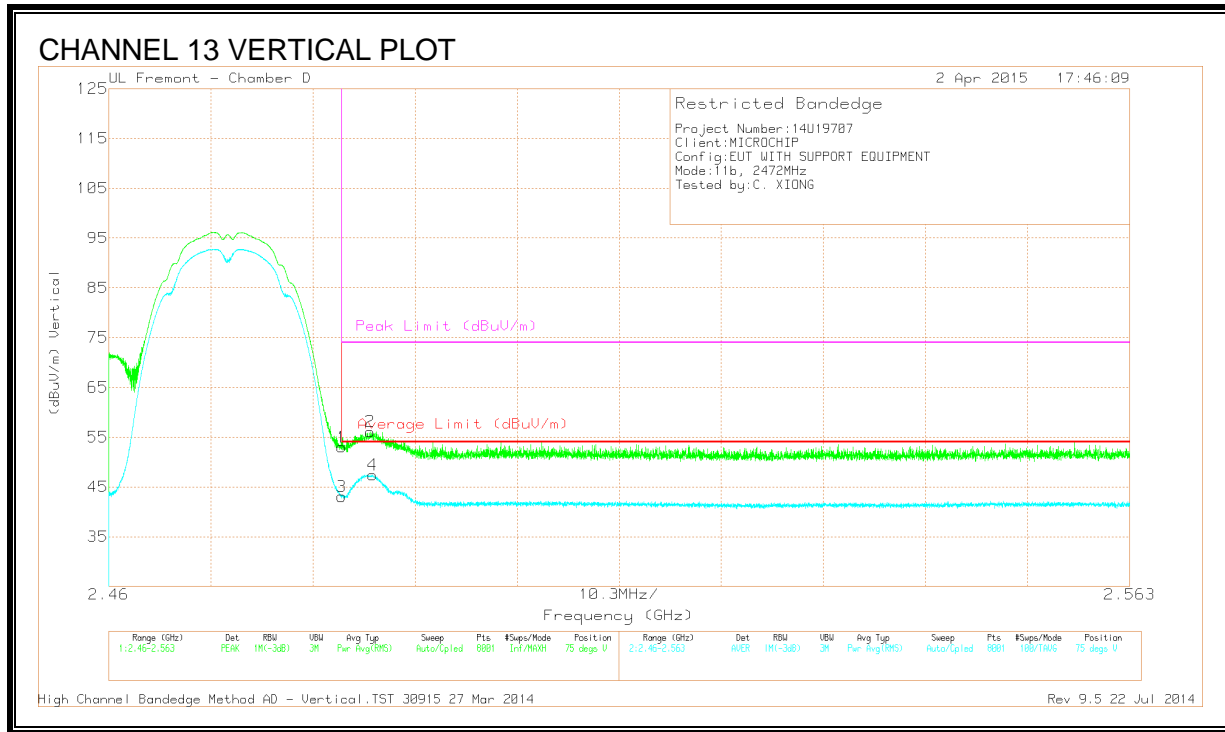
DATA

Marker	Frequency (GHz)	Meter Reading (dBuV)	Det	AF T344 (dB/m)	Amp/Cbl/Filtr/Pad (dB)	Corrected Reading (dBuV/m)	Average Limit (dBuV/m)	Margin (dB)	Peak Limit (dBuV/m)	PK Margin (dB)	Azimuth (Degs)	Height (cm)	Polarity
1	* 2.484	43.55	PK	32.2	-20.8	54.95	-	-	74	-19.05	69	270	H
3	* 2.484	34.18	RMS	32.2	-20.8	45.58	54	-8.42	-	-	69	270	H
2	* 2.486	46.73	PK	32.2	-20.8	58.13	-	-	74	-15.87	69	270	H
4	* 2.486	39.97	RMS	32.2	-20.8	51.37	54	-2.63	-	-	69	270	H

* - indicates frequency in CFR 47, Part 15 and Industry Canada RSS-Restricted Band.

PK - Peak detector

RMS - RMS detection



DATA

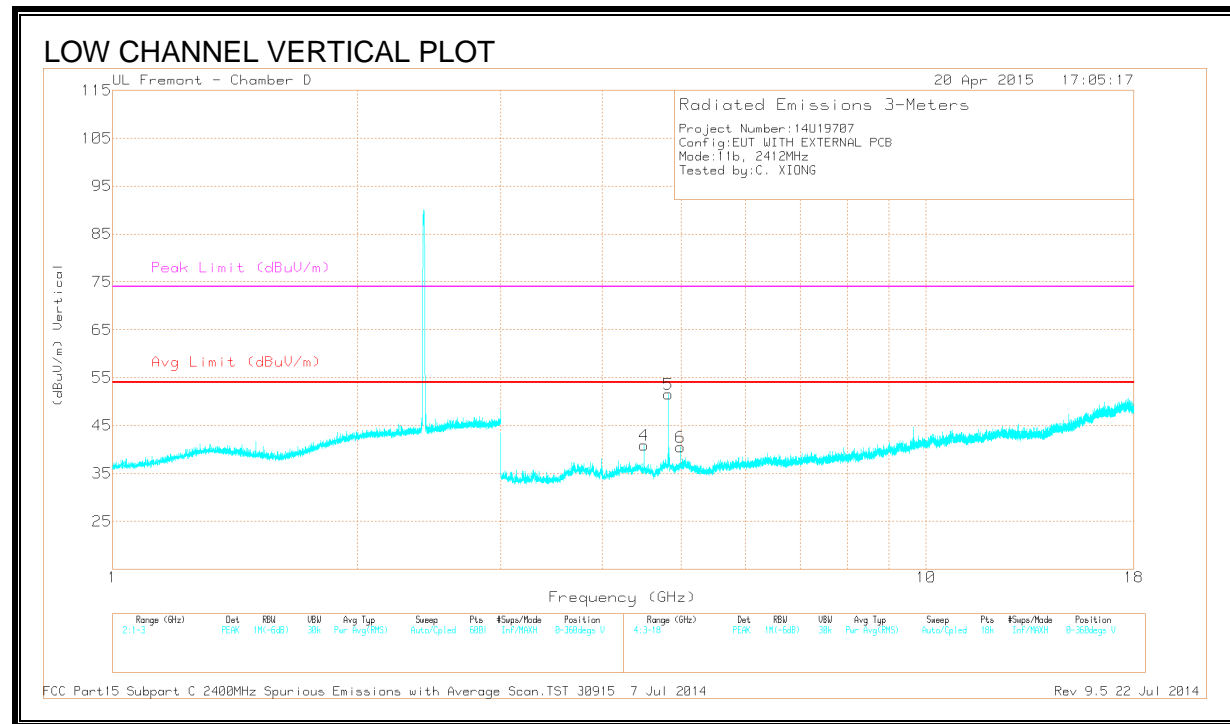
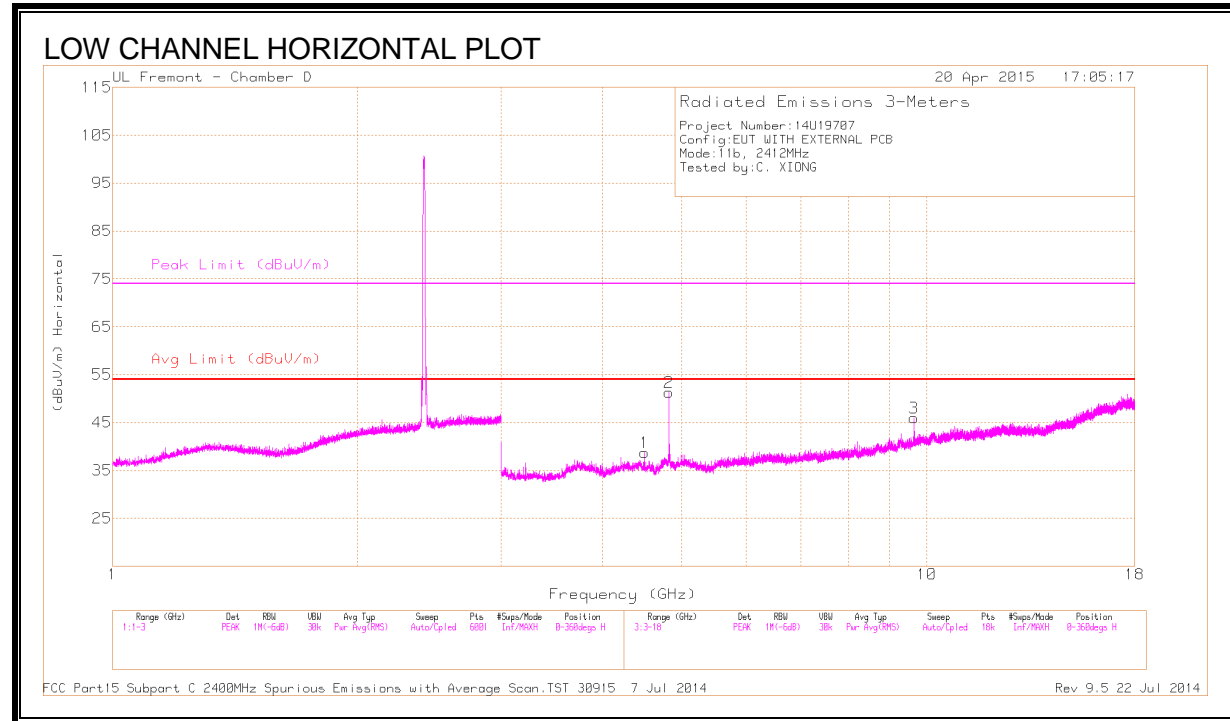
Marker	Frequency (GHz)	Meter Reading (dBuV)	Det	AF T344 (dB/m)	Amp/CbV Ftr/Pad (dB)	Corrected Reading (dBuV/m)	Average Limit (dBuV/m)	Margin (dB)	Peak Limit (dBuV/m)	PK Margin (dB)	Azimuth (Degs)	Height (cm)	Polarity
1	* 2.484	41.6	PK	32.2	-20.8	53	-	-	74	-21	75	270	V
3	* 2.484	31.68	RMS	32.2	-20.8	43.08	54	-10.92	-	-	75	270	V
2	* 2.486	44.73	PK	32.2	-20.8	56.13	-	-	74	-17.87	75	270	V
4	* 2.487	36.03	RMS	32.2	-20.8	47.43	54	-6.57	-	-	75	270	V

* - indicates frequency in CFR 47, Part 15 and Industry Canada RSS-Restricted Band.

PK - Peak detector

RMS - RMS detection

HARMONICS AND SPURIOUS EMISSIONS



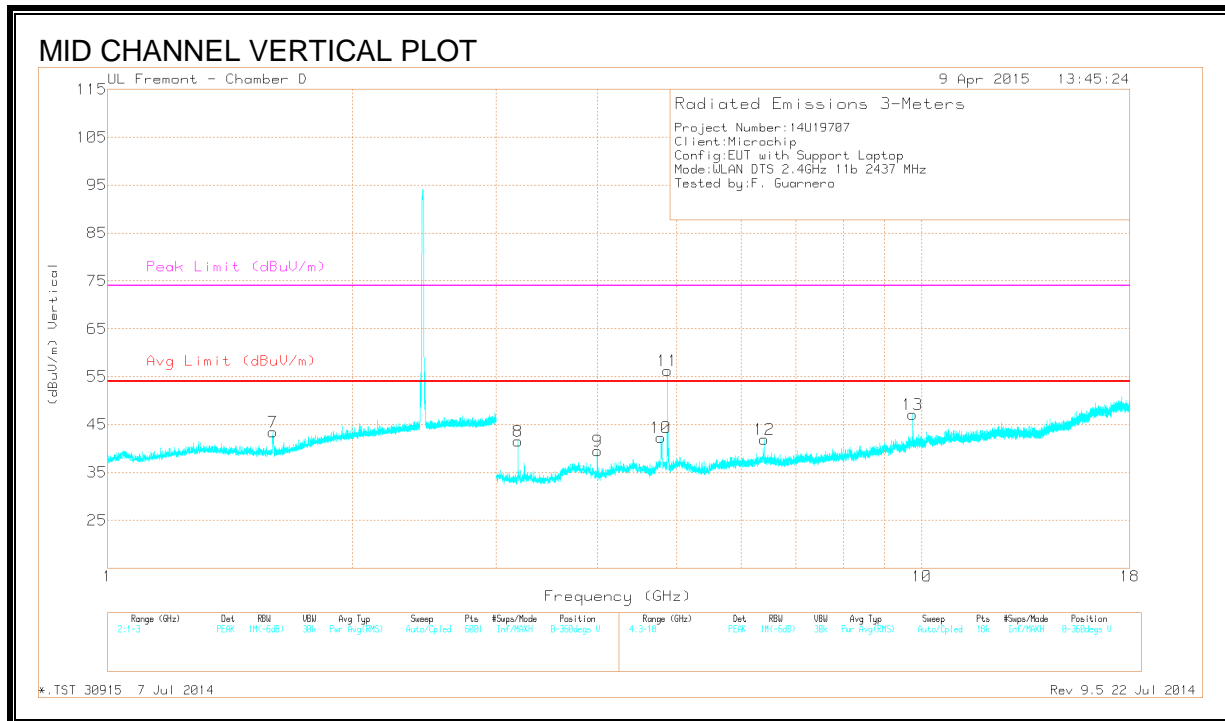
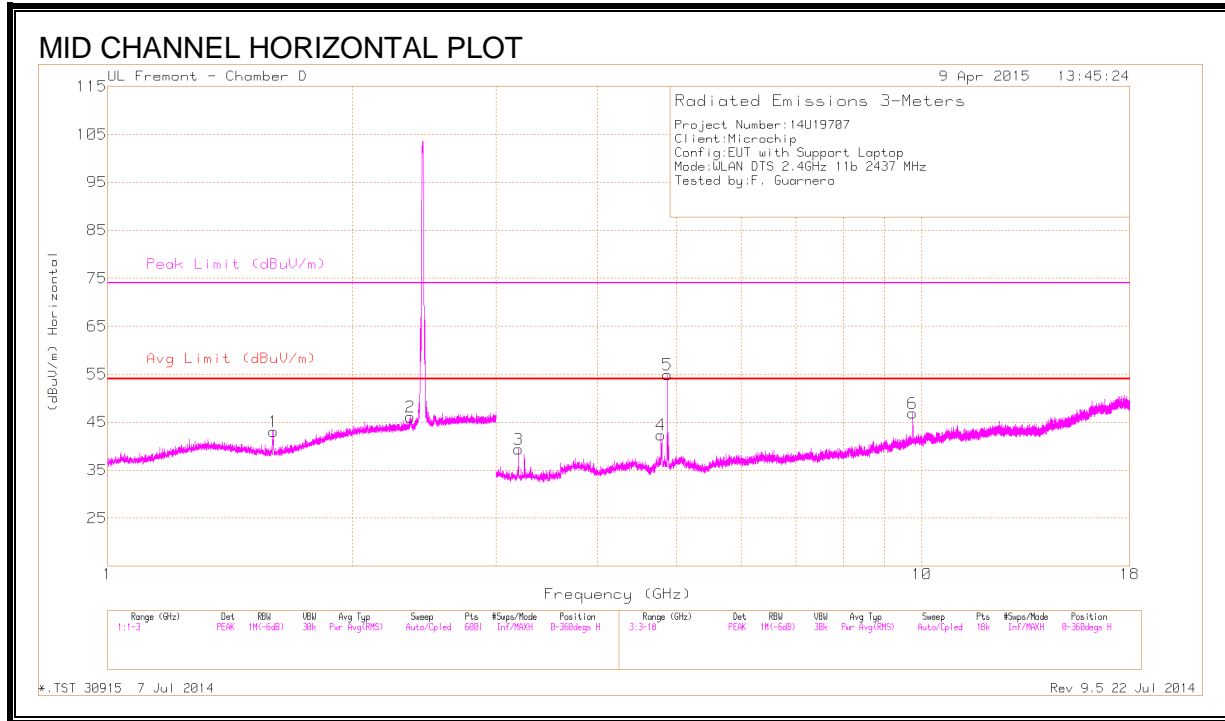
DATA

Marker	Frequency (GHz)	Meter Reading (dBuV)	Det	AF T344 (dB/m)	Amp/Cbl/ Fitr/Pad (dB)	Corrected Reading (dBuV/m)	Avg Limit (dBuV/m)	Margin (dB)	Peak Limit (dBuV/m)	PK Margin (dB)	Azimuth (Degs)	Height (cm)	Polarity
2	* 4.824	46.59	PK2	34.1	-27.4	53.29	-	-	74	-20.71	90	233	H
	* 4.824	43.1	MAv1	34.1	-27.4	49.8	54	-4.2	-	-	90	233	H
5	* 4.824	46.3	PK2	34.1	-27.4	53	-	-	74	-21	90	310	V
	* 4.824	42.77	MAv1	34.1	-27.4	49.47	54	-4.53	-	-	90	310	V
6	* 4.993	43.65	PK2	34.3	-27	50.95	-	-	74	-23.05	34	337	V
	* 4.986	27.23	MAv1	34.2	-27.3	34.13	54	-19.87	-	-	34	337	V
1	4.5	38.64	PK2	34	-27.9	44.74	-	-	-	-	330	118	H
4	4.5	41.75	PK2	34	-27.9	47.85	-	-	-	-	165	148	V
3	9.648	35.04	PK2	36.8	-21.6	50.24	-	-	-	-	90	233	H

* - indicates frequency in CFR 47, Part 15 and Industry Canada RSS-Restricted Band.

PK2 - KDB558074 Method: Maximum Peak

MAv1 - KDB558074 Option 1 Maximum RMS Average



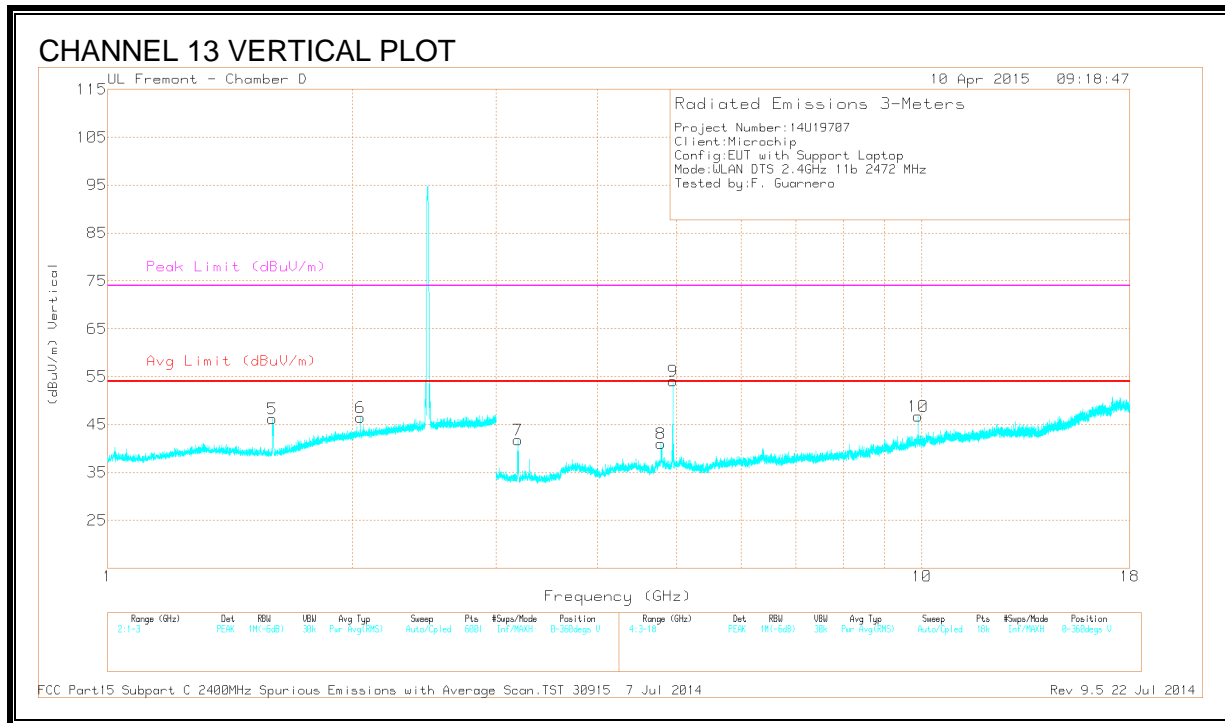
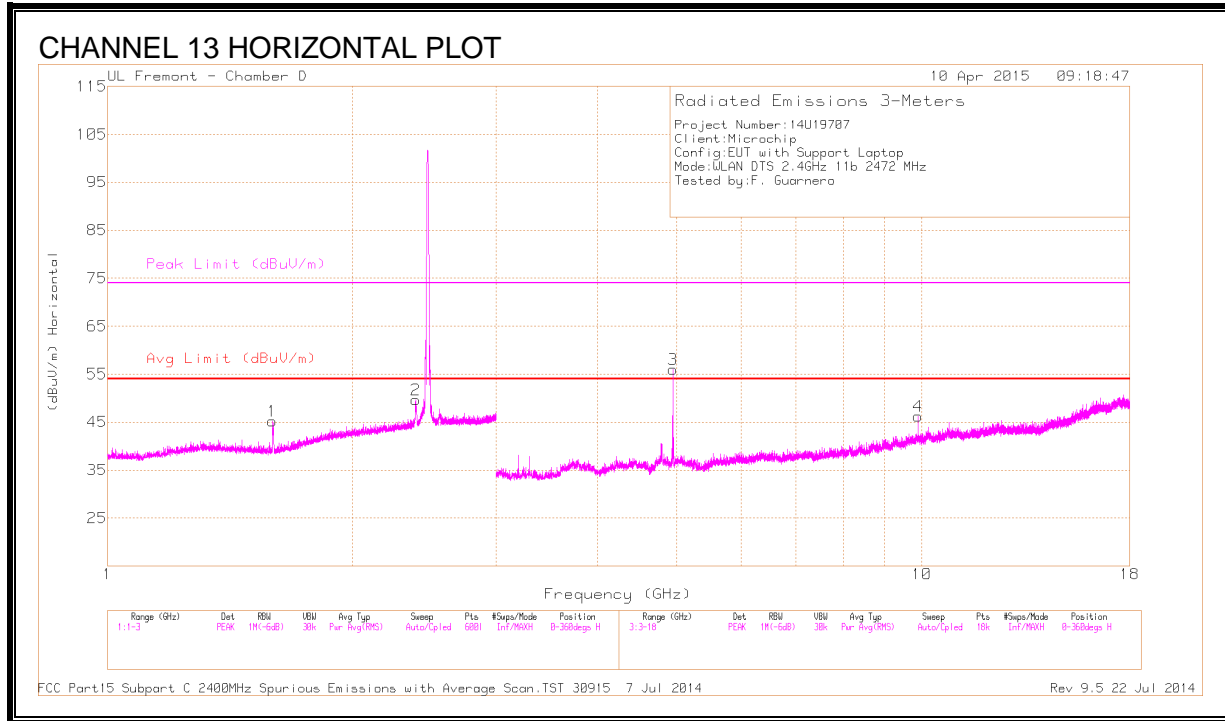
DATA

Marker	Frequenc y (GHz)	Meter Readin g (dBuV)	Det	AF T344 (dB/m)	Amp/Cbl/ Filtr/Pad (dB)	Correcte d Reading (dBuV/m)	Avg Limit (dBuV/m)	Margin (dB)	Peak Limit (dBuV/m)	PK Margin (dB)	Azimuth (Degs)	Height (cm)	Polarity
1	* 1.597	46.6	PK2	28	-21.9	52.7	-	-	74	-21.3	184	201	H
	* 1.594	32.67	MAv1	28	-21.9	38.77	54	-15.23	-	-	184	201	H
2	* 2.358	44.51	PK2	32	-20.9	55.61	-	-	74	-18.39	88	287	H
	* 2.359	34.85	MAv1	32	-20.9	45.95	54	-8.05	-	-	88	287	H
3	3.197	51.75	PK2	32.6	-29	55.35	-	-	-	-	281	197	H
4	* 4.792	42.86	PK2	34.1	-26.7	50.26	-	-	74	-23.74	298	194	H
	* 4.78	30.24	MAv1	34.1	-26.6	37.74	54	-16.26	-	-	298	194	H
5	* 4.874	49.36	PK2	34.1	-28.1	55.36	-	-	74	-18.64	287	307	H
	* 4.874	46.84	MAv1	34.1	-28.1	52.84	54	-1.16	-	-	287	307	H
6	9.748	37.59	PK2	36.9	-21.9	52.59	-	-	-	-	230	201	H
7	* 1.595	44.42	PK2	28	-21.9	50.52	-	-	74	-23.48	304	191	V
	* 1.593	32.9	MAv1	28	-21.9	39	54	-15	-	-	304	191	V
8	3.193	49.57	PK2	32.7	-29.1	53.17	-	-	-	-	230	201	V
9	* 3.996	41.98	PK2	33.3	-28.7	46.58	-	-	74	-27.42	173	336	V
	* 3.996	26.83	MAv1	33.3	-28.7	31.43	54	-22.57	-	-	173	336	V
10	* 4.779	43.85	PK2	34.1	-26.6	51.35	-	-	74	-22.65	233	205	V
	* 4.78	30.8	MAv1	34.1	-26.6	38.3	54	-15.7	-	-	233	205	V
11	* 4.874	49.33	PK2	34.1	-28.1	55.33	-	-	74	-18.67	206	226	V
	* 4.874	46.8	MAv1	34.1	-28.1	52.8	54	-1.2	-	-	206	226	V
12	6.398	37.81	PK2	35.4	-26.2	47.01	-	-	-	-	121	262	V
13	9.748	39.19	PK2	36.9	-21.9	54.19	-	-	-	-	291	166	V

* - indicates frequency in CFR 47, Part 15 and Industry Canada RSS-Restricted Band.

PK2 - KDB558074 Method: Maximum Peak

MAv1 - KDB558074 Option 1 Maximum RMS Average



DATA

Marker	Frequenc y (GHz)	Meter Readin g (dBuV)	Det	AF T344 (dB/m)	Amp/Cbl/ Filtr/Pad (dB)	Correcte d Reading (dBuV/m)	Avg Limit (dBuV/m)	Margin (dB)	Peak Limit (dBuV/m)	PK Margin (dB)	Azimuth (Degs)	Height (cm)	Polarity
1	* 1.595	47.15	PK2	28	-21.9	53.25	-	-	74	-20.75	191	207	H
	* 1.594	33.75	MAv1	28	-21.9	39.85	54	-14.15	-	-	191	207	H
2	* 2.386	44.96	PK2	32.1	-20.8	56.26	-	-	74	-17.74	289	278	H
	* 2.39	34.28	MAv1	32.1	-20.7	45.68	54	-8.32	-	-	289	278	H
3	* 4.944	48.88	PK2	34.2	-27.9	55.18	-	-	74	-18.82	108	341	H
	* 4.944	45.74	MAv1	34.2	-27.9	52.04	54	-1.96	-	-	108	341	H
4	9.888	36.35	PK2	37	-21.2	52.15	-	-	-	-	12	374	H
5	* 1.593	46.83	PK2	28	-21.9	52.93	-	-	74	-21.07	237	196	V
	* 1.593	34.14	MAv1	28	-21.9	40.24	54	-13.76	-	-	237	196	V
6	2.046	42.44	PK2	31.2	-21.2	52.44	-	-	-	-	206	221	V
7	3.199	49.32	PK2	32.6	-29	52.92	-	-	-	-	0	245	V
8	* 4.783	41.36	PK2	34.1	-26.6	48.86	-	-	74	-25.14	188	159	V
	* 4.783	28.54	MAv1	34.1	-26.6	36.04	54	-17.96	-	-	188	159	V
9	* 4.944	48.19	PK2	34.2	-27.9	54.49	-	-	74	-19.51	69	200	V
	* 4.944	45.05	MAv1	34.2	-27.9	51.35	54	-2.65	-	-	69	200	V
10	9.888	36.42	PK2	37	-21.2	52.22	-	-	-	-	72	246	V

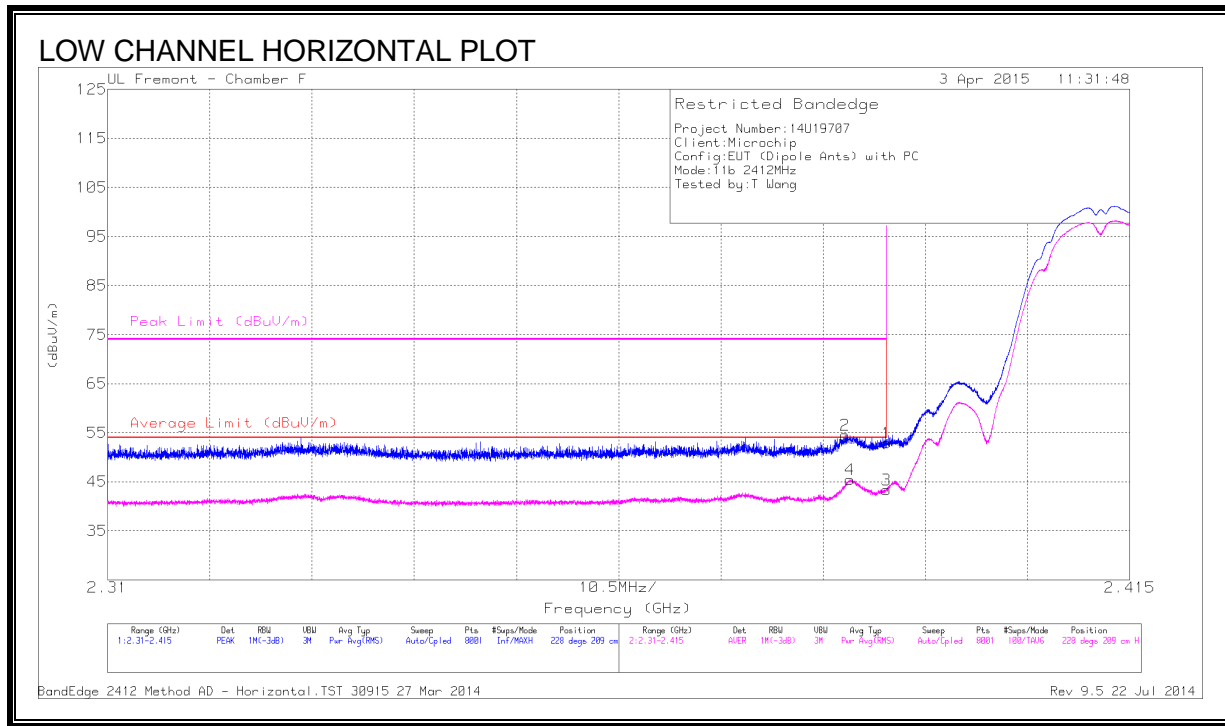
* - indicates frequency in CFR 47, Part 15 and Industry Canada RSS-Restricted Band.

PK2 - KDB558074 Method: Maximum Peak

MAv1 - KDB558074 Option 1 Maximum RMS Average

10.2.4. DIPOLE ANTENNA

RESTRICTED BANDEDGE



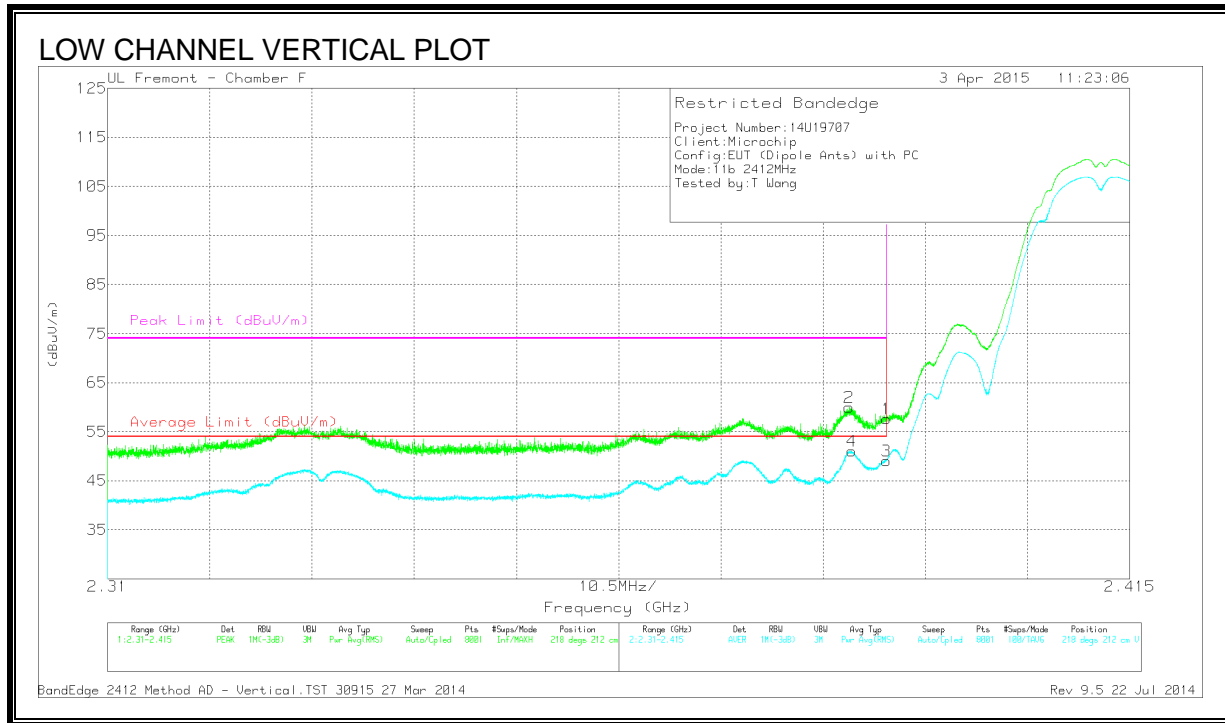
DATA

Marker	Frequency (GHz)	Meter Reading (dBuV)	Det	AF T120 (dB/m)	Amp/Cbl/Filtr/Pad (dB)	Corrected Reading (dBuV/m)	Average Limit (dBuV/m)	Margin (dB)	Peak Limit (dBuV/m)	PK Margin (dB)	Azimuth (Degs)	Height (cm)	Polarity
1	* 2.39	41.85	PK	31.9	-20.9	52.85	-	-	74	-21.15	228	209	H
2	* 2.386	43.49	PK	31.9	-20.9	54.49	-	-	74	-19.51	228	209	H
3	* 2.39	32.34	RMS	31.9	-20.9	43.34	54	-10.66	-	-	228	209	H
4	* 2.386	34.49	RMS	31.9	-20.9	45.49	54	-8.51	-	-	228	209	H

* - indicates frequency in CFR 47, Part 15 and Industry Canada RSS-Restricted Band.

PK - Peak detector

RMS - RMS detection



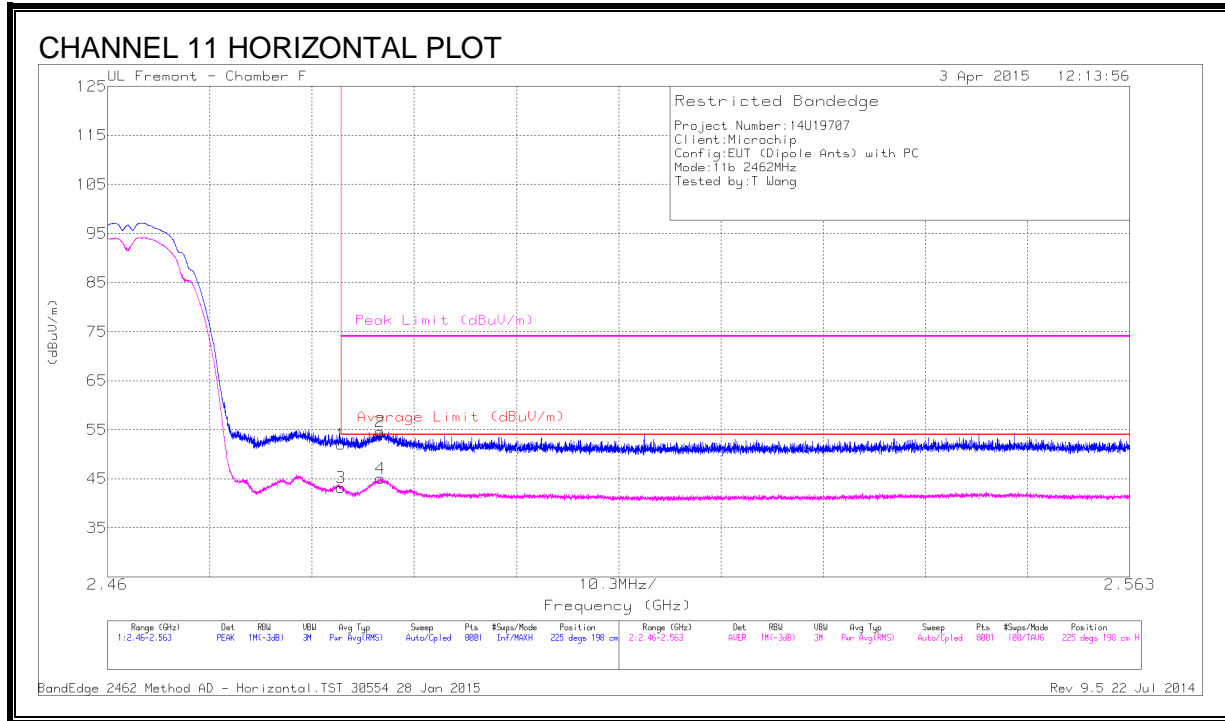
DATA

Marker	Frequency (GHz)	Meter Reading (dBuV)	Det	AF T120 (dB/m)	Amp/Cb/Fltr/Pad (dB)	Corrected Reading (dBuV/m)	Average Limit (dBuV/m)	Margin (dB)	Peak Limit (dBuV/m)	PK Margin (dB)	Azimuth (Degs)	Height (cm)	Polarity
1	* 2.39	46.62	PK	31.9	-20.9	57.62	-	-	74	-16.38	218	212	V
2	* 2.386	49.03	PK	31.9	-20.9	60.03	-	-	74	-13.97	218	212	V
3	* 2.39	38.04	RMS	31.9	-20.9	49.04	54	-4.96	-	-	218	212	V
4	* 2.386	39.99	RMS	31.9	-20.9	50.99	54	-3.01	-	-	218	212	V

* - indicates frequency in CFR 47, Part 15 and Industry Canada RSS-Restricted Band.

PK - Peak detector

RMS - RMS detection



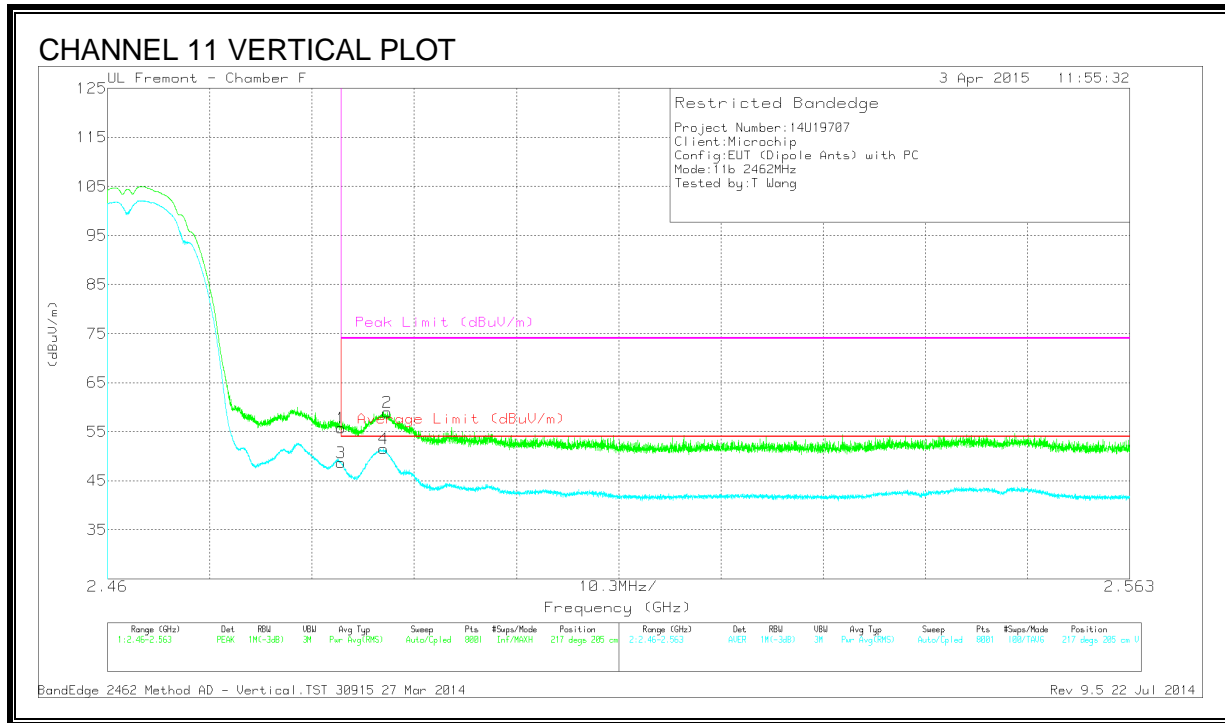
DATA

Marker	Frequency (GHz)	Meter Reading (dBuV)	Det	AF T120 (dB/m)	Amp/Cb/ Ftr/Pad (dB)	Corrected Reading (dBuV/m)	Average Limit (dBuV/m)	Margin (dB)	Peak Limit (dBuV/m)	PK Margin (dB)	Azimuth (Degs)	Height (cm)	Polarity
1	* 2.484	40.76	PK	32.2	-20.9	52.06	-	-	74	-21.94	225	198	H
2	* 2.487	43.36	PK	32.2	-20.9	54.66	-	-	74	-19.34	225	198	H
3	* 2.484	31.89	RMS	32.2	-20.9	43.19	54	-10.81	-	-	225	198	H
4	* 2.487	33.81	RMS	32.2	-20.9	45.11	54	-8.89	-	-	225	198	H

* - indicates frequency in CFR 47, Part 15 and Industry Canada RSS-Restricted Band.

PK - Peak detector

RMS - RMS detection



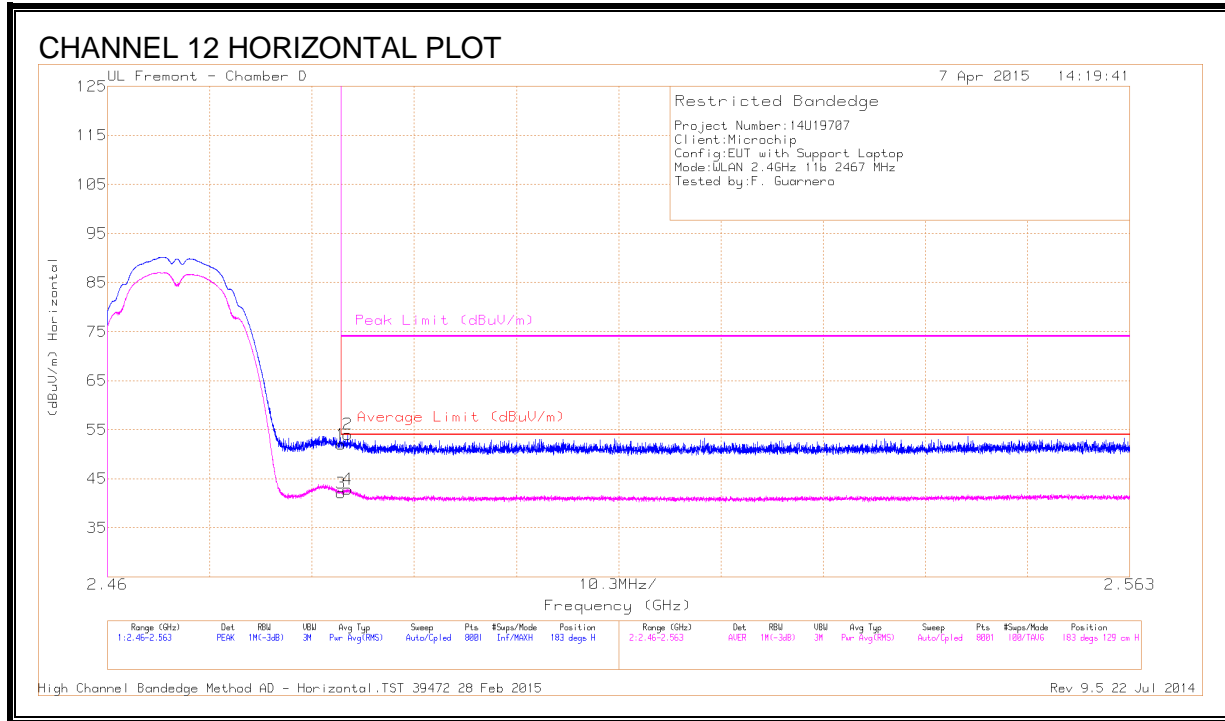
DATA

Marker	Frequency (GHz)	Meter Reading (dBuV)	Det	AF T120 (dB/m)	Amp/Cbl/Filtr/Pad (dB)	Corrected Reading (dBuV/m)	Average Limit (dBuV/m)	Margin (dB)	Peak Limit (dBuV/m)	PK Margin (dB)	Azimuth (Degs)	Height (cm)	Polarity
1	* 2.484	44.42	PK	32.2	-20.9	55.72	-	-	74	-18.28	217	205	V
2	* 2.488	47.73	PK	32.2	-20.9	59.03	-	-	74	-14.97	217	205	V
3	* 2.484	37.33	RMS	32.2	-20.9	48.63	54	-5.37	-	-	217	205	V
4	* 2.488	40.18	RMS	32.2	-20.9	51.48	54	-2.52	-	-	217	205	V

* - indicates frequency in CFR 47, Part 15 and Industry Canada RSS-Restricted Band.

PK - Peak detector

RMS - RMS detection



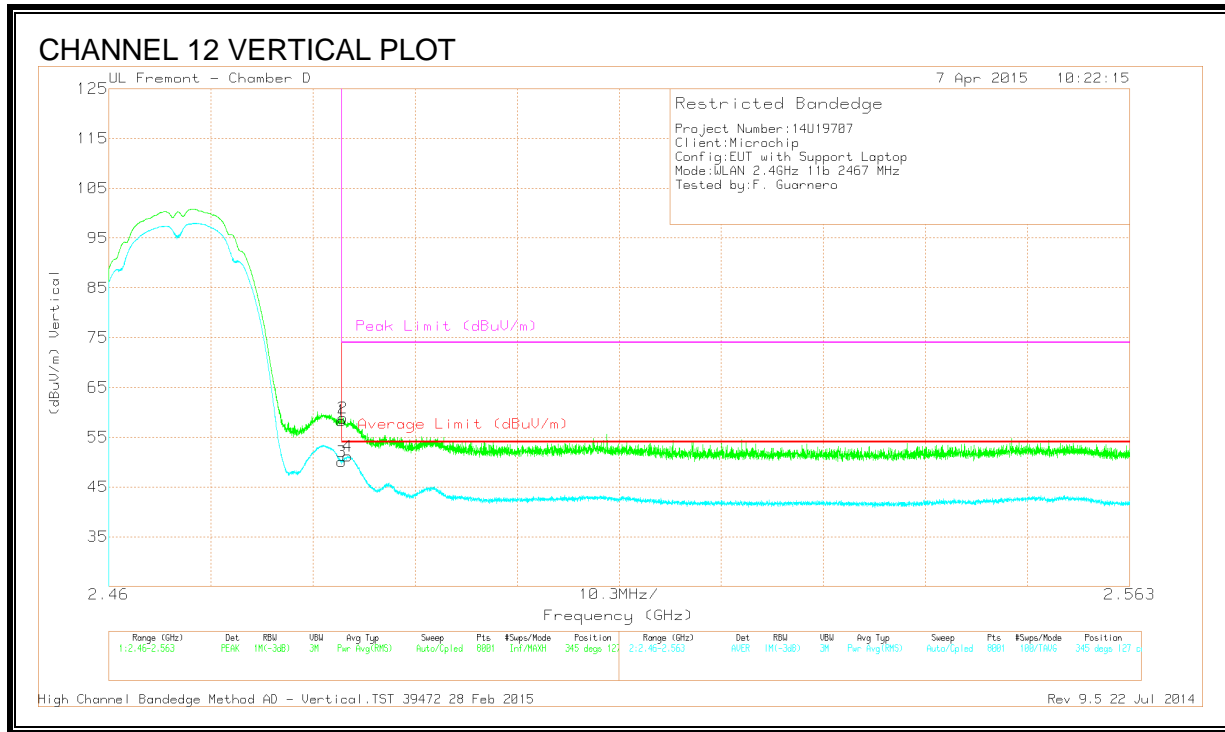
DATA

Marker	Frequency (GHz)	Meter Reading (dBuV)	Det	AF T344 (dB/m)	Amp/Cbl/Filtr/Pad (dB)	Corrected Reading (dBuV/m)	Average Limit (dBuV/m)	Margin (dB)	Peak Limit (dBuV/m)	PK Margin (dB)	Azimuth (Degs)	Height (cm)	Polarity
1	* 2.484	40.58	PK	32.2	-20.8	51.98	-	-	74	-22.02	183	129	H
2	* 2.484	42.68	PK	32.2	-20.8	54.08	-	-	74	-19.92	183	129	H
3	* 2.484	30.75	RMS	32.2	-20.8	42.15	54	-11.85	-	-	183	129	H
4	* 2.484	31.5	RMS	32.2	-20.8	42.9	54	-11.1	-	-	183	129	H

* - indicates frequency in CFR 47, Part 15 and Industry Canada RSS-Restricted Band.

PK - Peak detector

RMS - RMS detection



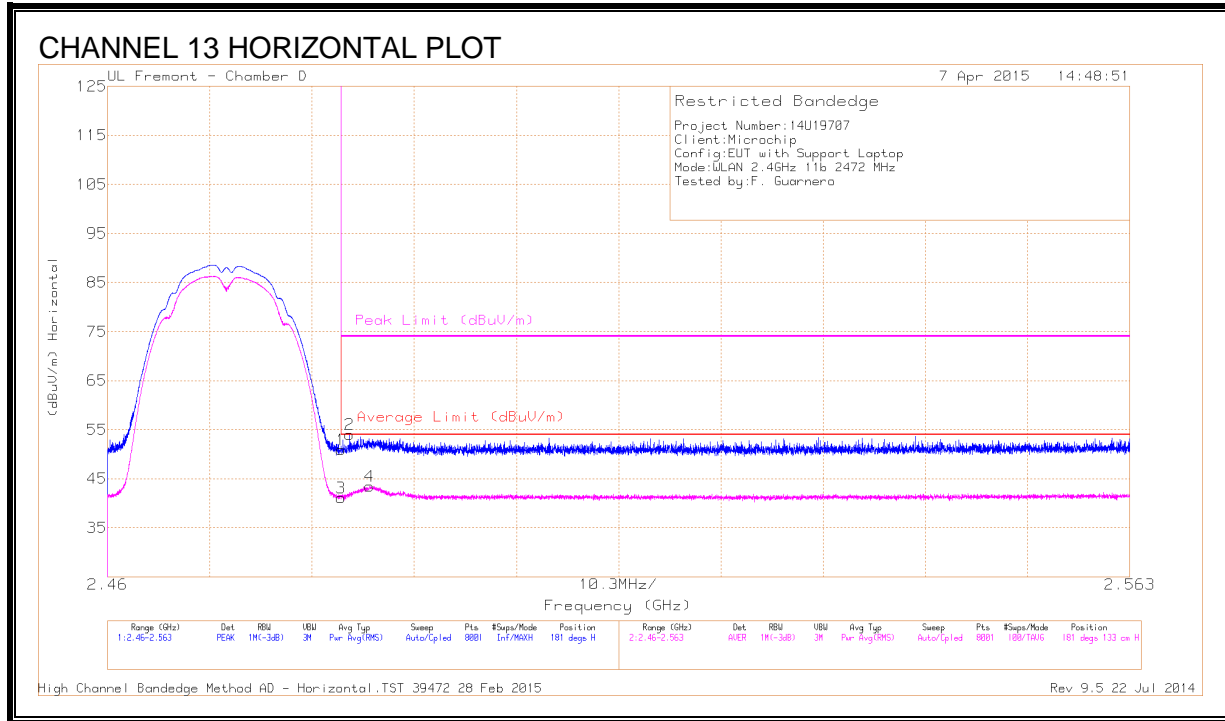
DATA

Marker	Frequency (GHz)	Meter Reading (dBuV)	Det	AF T344 (dB/m)	Amp/Cbl/ Filt/Pad (dB)	Corrected Reading (dBuV/m)	Average Limit (dBuV/m)	Margin (dB)	Peak Limit (dBuV/m)	PK Margin (dB)	Azimuth (Degs)	Height (cm)	Polarity
1	* 2.484	46.93	PK	32.2	-20.8	58.33	-	-	74	-15.67	345	127	V
2	* 2.484	47.44	PK	32.2	-20.8	58.84	-	-	74	-15.16	345	127	V
3	* 2.484	38.69	RMS	32.2	-20.8	50.09	54	-3.91	-	-	345	127	V
4	* 2.484	39.78	RMS	32.2	-20.8	51.18	54	-2.82	-	-	345	127	V

* - indicates frequency in CFR 47, Part 15 and Industry Canada RSS-Restricted Band.

PK - Peak detector

RMS - RMS detection



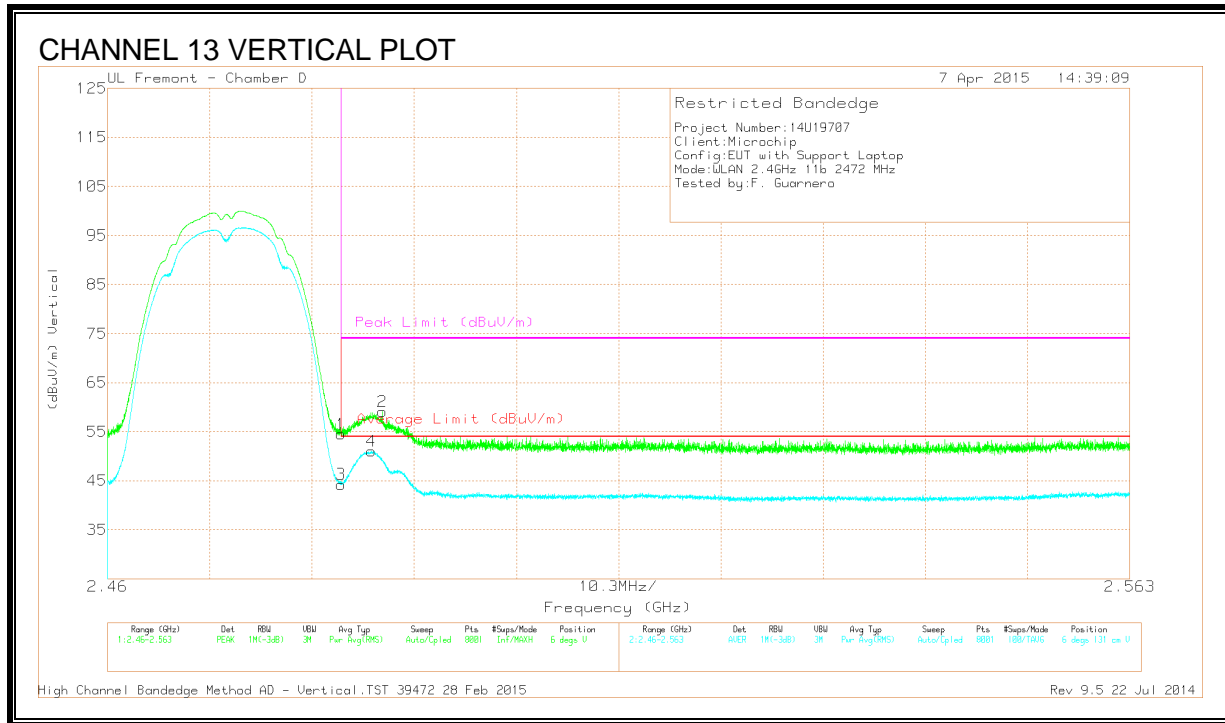
DATA

Marker	Frequency (GHz)	Meter Reading (dBuV)	Det	AF T344 (dB/m)	Amp/Cbl/ Filt/Pad (dB)	Corrected Reading (dBuV/m)	Average Limit (dBuV/m)	Margin (dB)	Peak Limit (dBuV/m)	PK Margin (dB)	Azimuth (Degs)	Height (cm)	Polarity
1	* 2.484	39.46	PK	32.2	-20.8	50.86	-	-	74	-23.14	181	133	H
2	* 2.484	42.64	PK	32.2	-20.8	54.04	-	-	74	-19.96	181	133	H
3	* 2.484	29.67	RMS	32.2	-20.8	41.07	54	-12.93	-	-	181	133	H
4	* 2.486	32.09	RMS	32.2	-20.8	43.49	54	-10.51	-	-	181	133	H

* - indicates frequency in CFR 47, Part 15 and Industry Canada RSS-Restricted Band.

PK - Peak detector

RMS - RMS detection



DATA

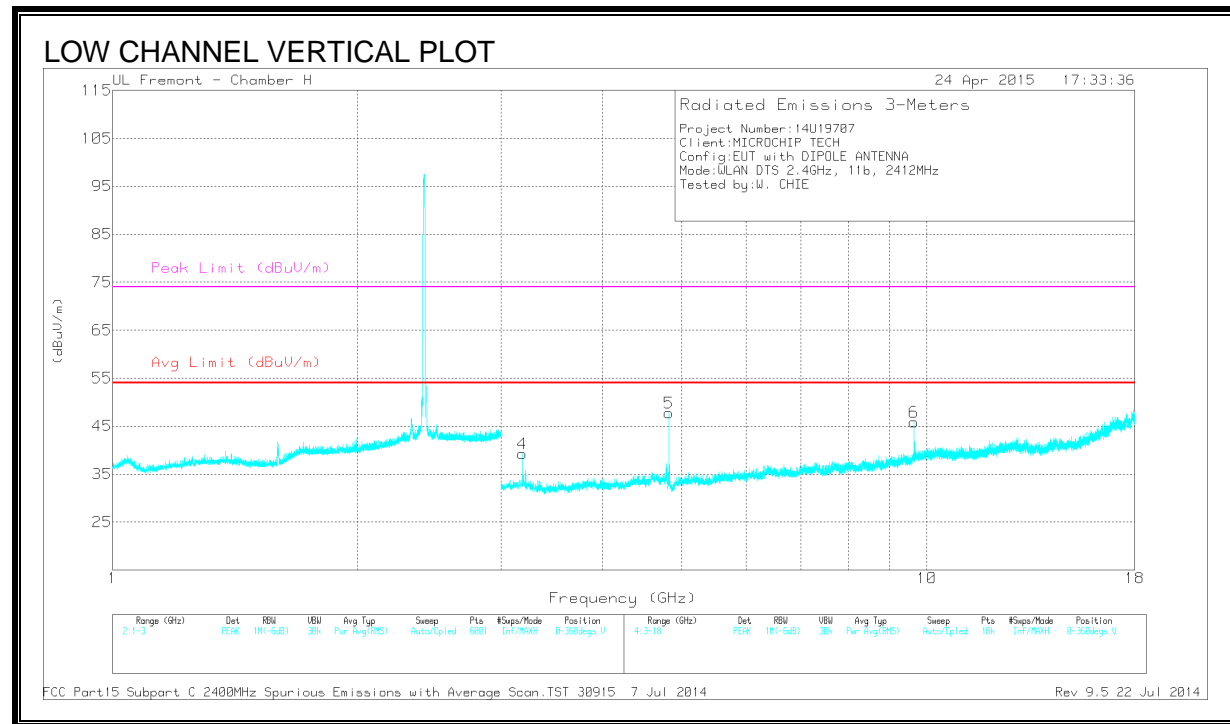
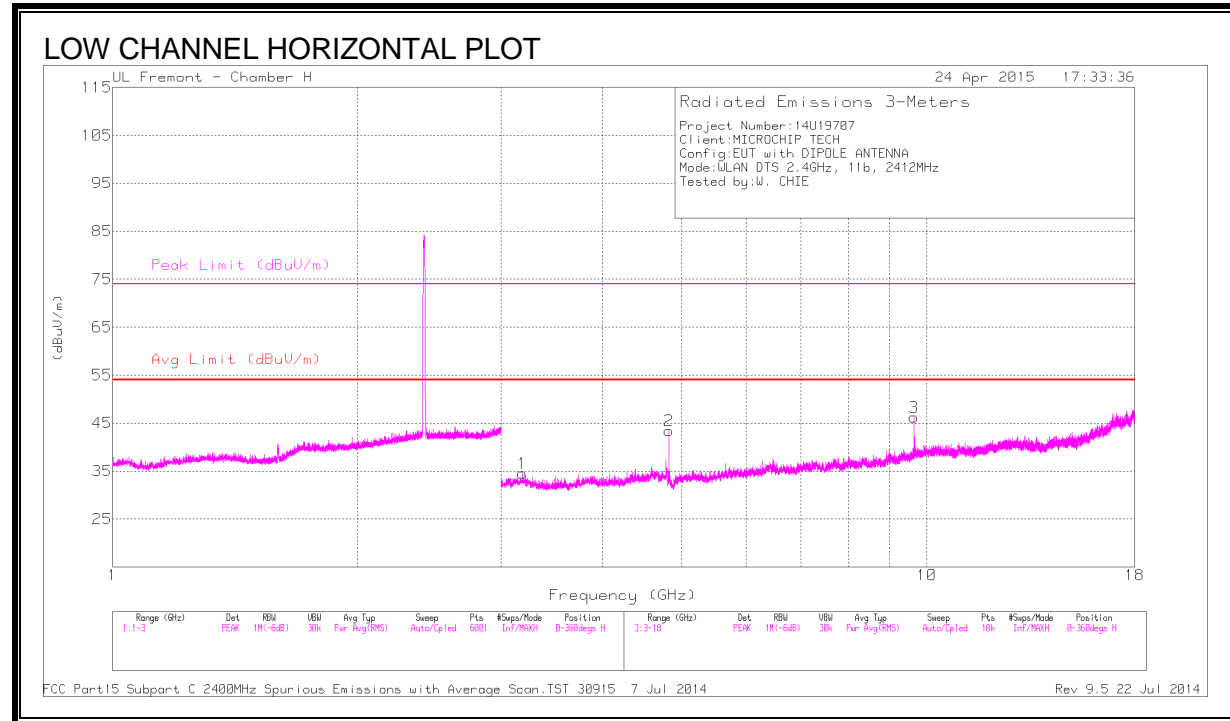
Marker	Frequency (GHz)	Meter Reading (dBuV)	Det	AF T344 (dB/m)	Amp/Cbl/Filtr/Pad (dB)	Corrected Reading (dBuV/m)	Average Limit (dBuV/m)	Margin (dB)	Peak Limit (dBuV/m)	PK Margin (dB)	Azimuth (Degs)	Height (cm)	Polarity
1	* 2.484	43.13	PK	32.2	-20.8	54.53	-	-	74	-19.47	6	131	V
3	* 2.484	32.87	RMS	32.2	-20.8	44.27	54	-9.73	-	-	6	131	V
4	* 2.487	39.68	RMS	32.2	-20.8	51.08	54	-2.92	-	-	6	131	V
2	* 2.488	47.65	PK	32.2	-20.8	59.05	-	-	74	-14.95	6	131	V

* - indicates frequency in CFR 47, Part 15 and Industry Canada RSS-Restricted Band.

PK - Peak detector

RMS - RMS detection

HARMONICS AND SPURIOUS EMISSIONS



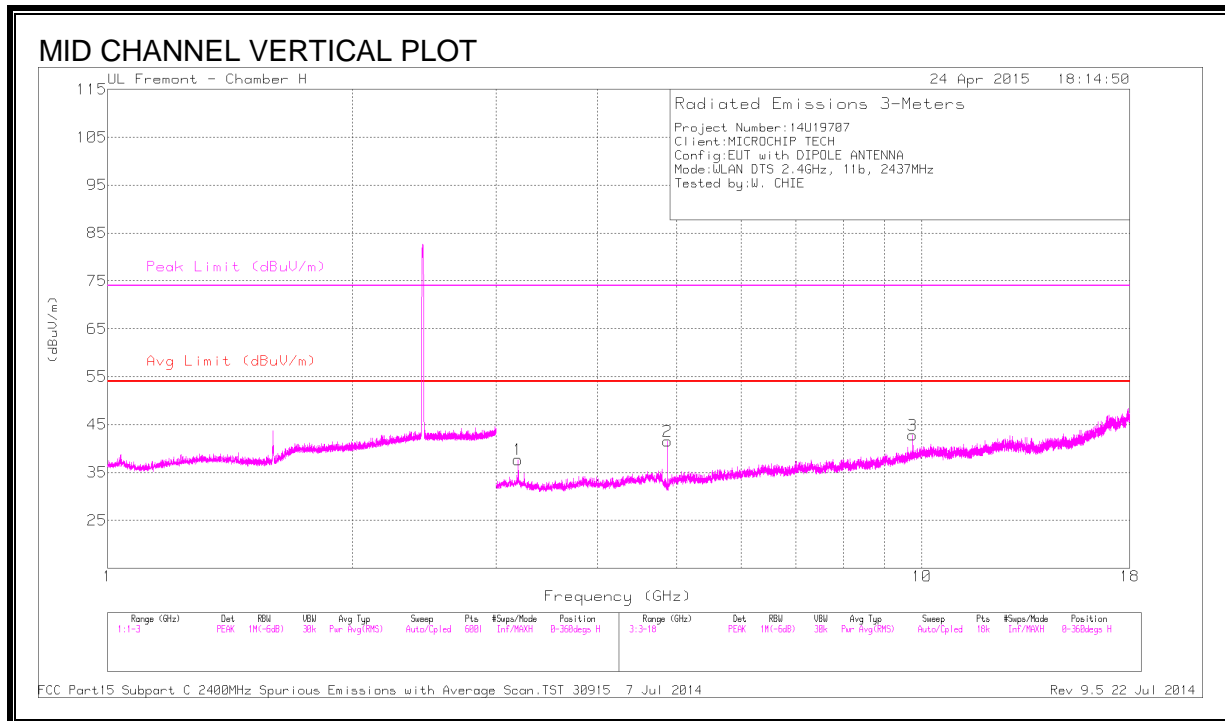
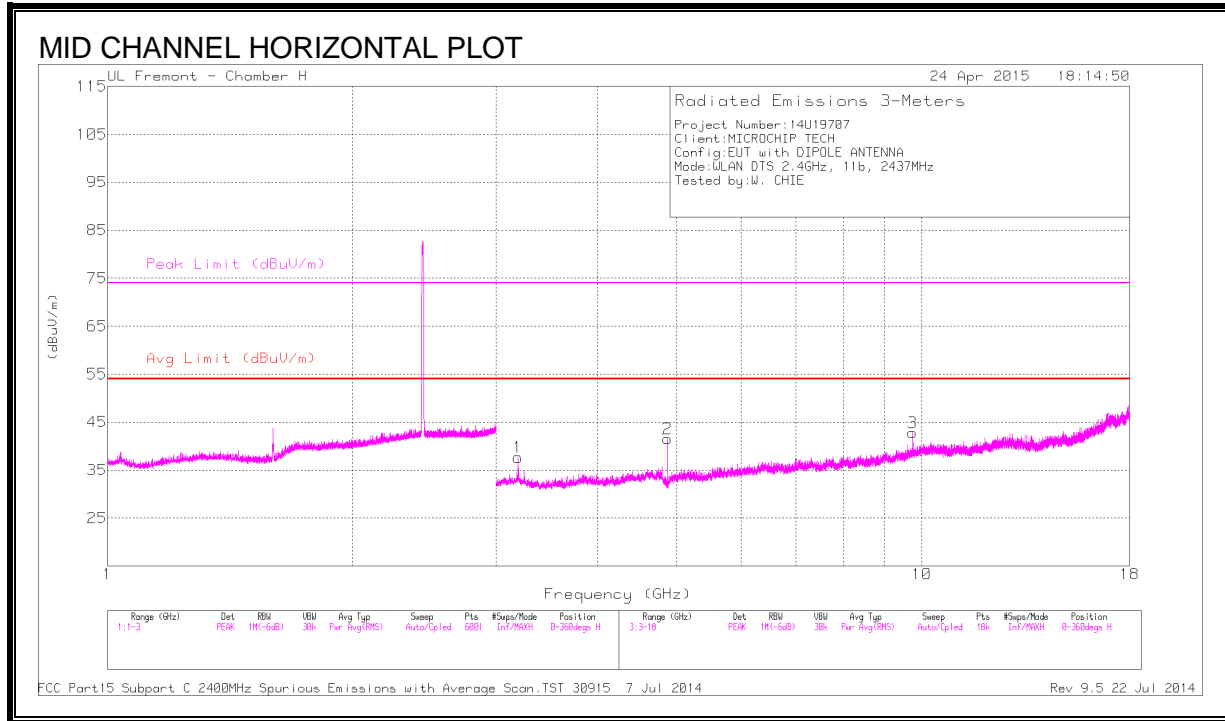
DATA

Marker	Frequency (GHz)	Meter Reading (dBuV)	Det	AF T712 (dB/m)	Amp/Cbl/F ltr/Pad (dB)	Corrected Reading (dBuV/m)	Avg Limit (dBuV/m)	Margin (dB)	Peak Limit (dBuV/m)	PK Margin (dB)	Azimuth (Degs)	Height (cm)	Polarity
2	* 4.824	47.38	PK2	33.9	-32.3	48.98	-	-	74	-25.02	249	166	H
	* 4.824	42.99	MAv1	33.9	-32.3	44.59	54	-9.41	-	-	249	166	H
5	* 4.824	49.84	PK2	33.9	-32.3	51.44	-	-	74	-22.56	59	227	V
	* 4.824	46.75	MAv1	33.9	-32.3	48.35	54	-5.65	-	-	59	227	V
1	3.186	47.88	PK2	33.6	-33.4	48.08	-	-	-	-	228	160	V
4	3.188	45.56	PK2	33.6	-33.5	45.66	-	-	-	-	87	148	H
3	9.648	37.61	PK2	36.8	-26.4	48.01	-	-	-	-	175	173	H
6	9.648	39.2	PK2	36.8	-26.4	49.6	-	-	-	-	115	234	V

* - indicates frequency in CFR 47, Part 15 and Industry Canada RSS-Restricted Band.

PK2 - KDB558074 Method: Maximum Peak

MAv1 - KDB558074 Option 1 Maximum RMS Average



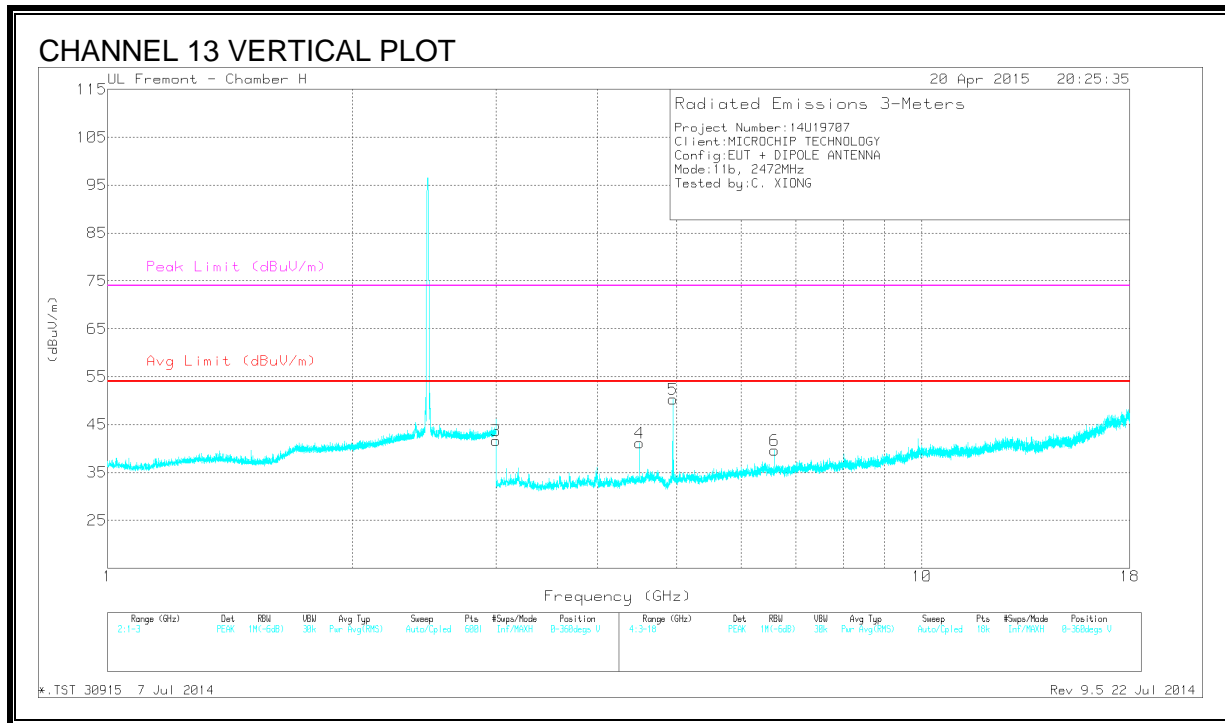
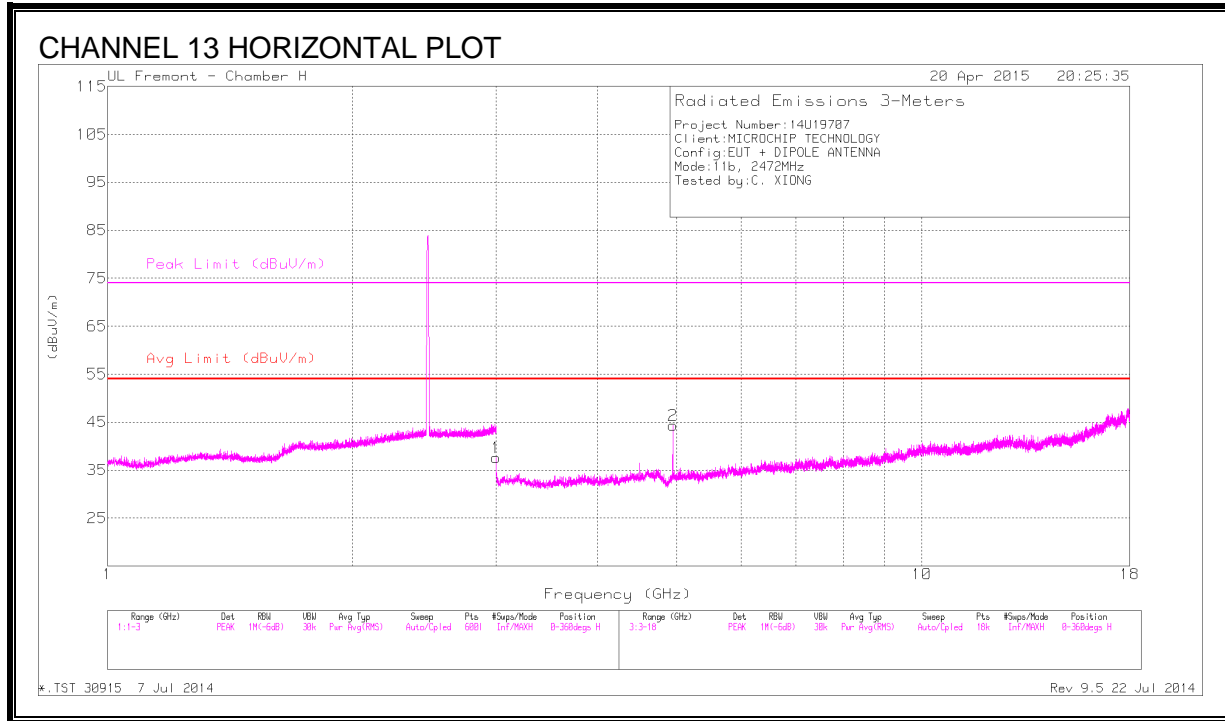
DATA

Marker	Frequency (GHz)	Meter Reading (dBuV)	Det	AF T712 (dB/m)	Amp/Cbl/F ltr/Pad (dB)	Corrected Reading (dBuV/m)	Avg Limit (dBuV/m)	Margin (dB)	Peak Limit (dBuV/m)	PK Margin (dB)	Azimuth (Degs)	Height (cm)	Polarity
2	* 4.874	44.86	PK2	33.9	-32.2	46.56	-	-	74	-27.44	18	180	H
	* 4.874	40.04	MAv1	33.9	-32.2	41.74	54	-12.26	-	-	18	180	H
5	* 4.874	47.71	PK2	33.9	-32.2	49.41	-	-	74	-24.59	332	248	V
	* 4.874	44.38	MAv1	33.9	-32.2	46.08	54	-7.92	-	-	332	248	V
1	3.188	42.63	PK2	33.6	-33.5	42.73	-	-	-	-	76	183	H
4	3.194	41.95	PK2	33.6	-33.5	42.05	-	-	-	-	112	181	V
3	9.748	37.36	PK2	36.9	-26.2	48.06	-	-	-	-	77	231	H
6	9.748	38.4	PK2	36.9	-26.2	49.1	-	-	-	-	262	142	V

* - indicates frequency in CFR 47, Part 15 and Industry Canada RSS-Restricted Band.

PK2 - KDB558074 Method: Maximum Peak

MAv1 - KDB558074 Option 1 Maximum RMS Average



DATA

Marker	Frequency (GHz)	Meter Reading (dBuV)	Det	AF T712 (dB/m)	Amp/Cbl/Filtr/Pad (dB)	Corrected Reading (dBuV/m)	Avg Limit (dBuV/m)	Margin (dB)	Peak Limit (dBuV/m)	PK Margin (dB)	Azimuth (Degs)	Height (cm)	Polarity
2	* 4.944	46.07	PK2	33.9	-31.9	48.07	-	-	74	-25.93	200	106	H
	* 4.944	41.45	MAv1	33.9	-31.9	43.45	54	-10.55	-	-	200	106	H
4	* 4.5	45.88	PK2	33.7	-32.8	46.78	-	-	74	-27.22	189	196	V
	* 4.5	39.57	MAv1	33.7	-32.8	40.47	54	-13.53	-	-	189	196	V
5	* 4.944	51.48	PK2	33.9	-31.9	53.48	-	-	74	-20.52	201	349	V
	* 4.944	49.03	MAv1	33.9	-31.9	51.03	54	-2.97	-	-	201	349	V
1	3	44.07	PK2	32.6	-33.2	43.47	-	-	-	-	1	189	H
3	3	47.28	PK2	32.6	-33.2	46.68	-	-	-	-	200	106	V
6	6.592	43.41	PK2	35.2	-31.2	47.41	-	-	-	-	201	349	V

* - indicates frequency in CFR 47, Part 15 and Industry Canada RSS-Restricted Band.

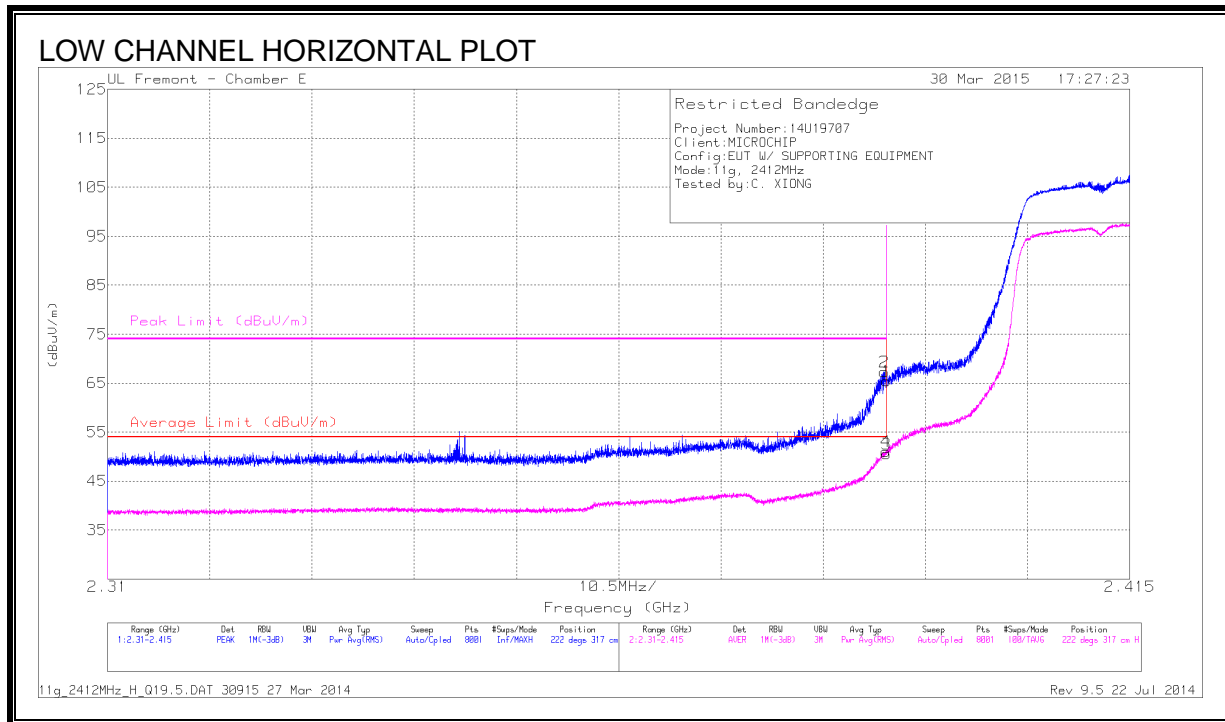
PK2 - KDB558074 Method: Maximum Peak

MAv1 - KDB558074 Option 1 Maximum RMS Average

10.3. 802.11g 1Tx MODE IN THE 2.4 GHz BAND

10.3.1. PIFA

RESTRICTED BANDEDGE



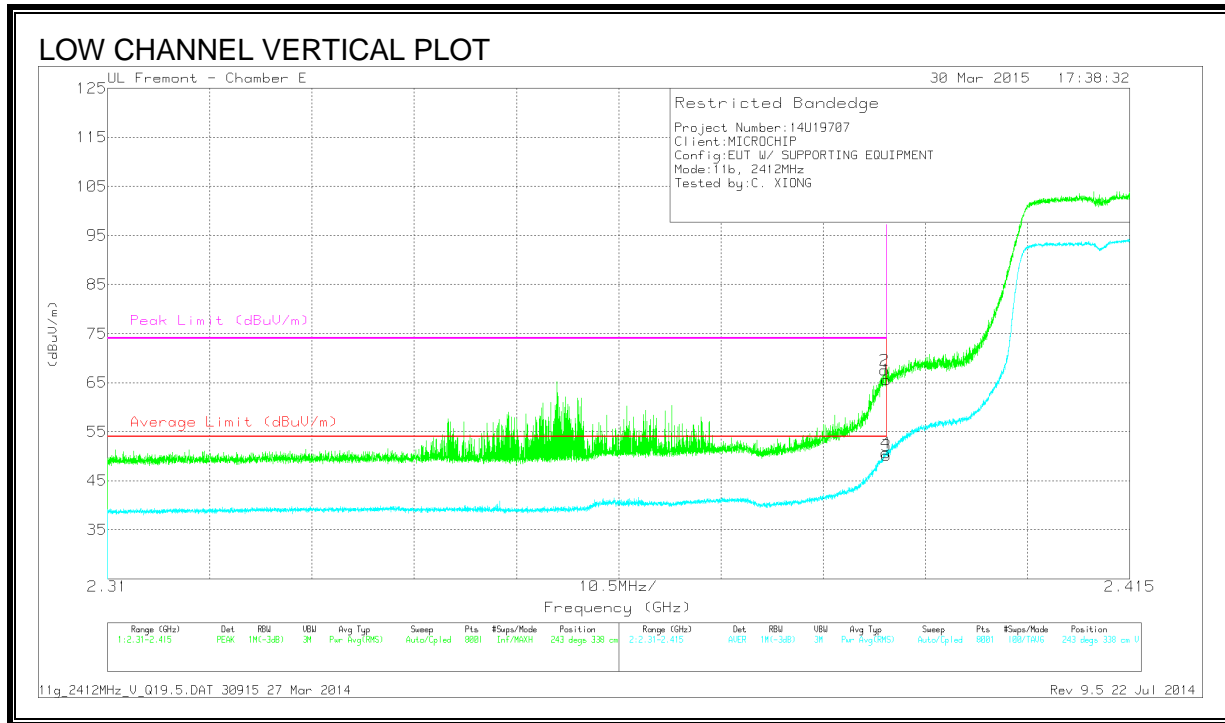
DATA

Marker	Frequency (GHz)	Meter Reading (dBuV)	Det	AF T346 (dB/m)	Amp/Cbl /Filtr/Pad (dB)	DC Corr (dB)	Corrected Reading (dBuV/m)	Average Limit (dBuV/m)	Margin (dB)	Peak Limit (dBuV/m)	PK Margin (dB)	Azimuth (Degs)	Height (cm)	Polarity
1	* 2.39	58.02	PK	32.1	-24.7	0	65.42	-	-	74	-8.58	222	317	H
2	* 2.39	59.87	PK	32.1	-24.7	0	67.27	-	-	74	-6.73	222	317	H
3	* 2.39	43.12	RMS	32.1	-24.7	0.13	50.67	54	-3.35	-	-	222	317	H
4	* 2.39	43.62	RMS	32.1	-24.7	0.13	51.15	54	-2.85	-	-	222	317	H

* - indicates frequency in CFR 47, Part 15 and Industry Canada RSS-Restricted Band.

PK - Peak detector

RMS - RMS detection



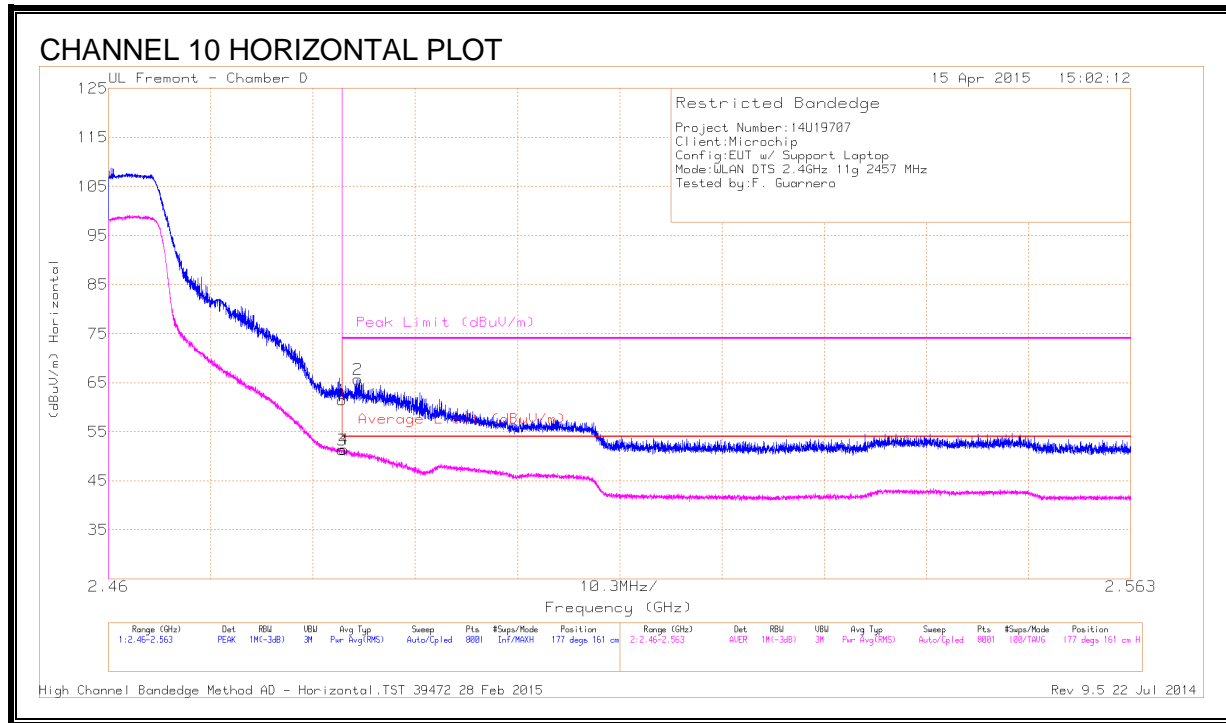
DATA

Marker	Frequency (GHz)	Meter Reading (dBuV)	Det	AF T346 (dB/m)	Amp/Cbl /Ftr/Pad (dB)	DC Corr (dB)	Corrected Reading (dBuV/m)	Average Limit (dBuV/m)	Margin (dB)	Peak Limit (dBuV/m)	PK Margin (dB)	Azimuth (Degs)	Height (cm)	Polarity
1	* 2.39	58.11	PK	32.1	-24.7	0	65.51	-	-	74	-8.49	243	338	V
2	* 2.39	60.1	PK	32.1	-24.7	0	67.5	-	-	74	-6.5	243	338	V
3	* 2.39	42.79	RMS	32.1	-24.7	0.13	50.32	54	-3.68	-	-	243	338	V
4	* 2.39	43.27	RMS	32.1	-24.7	0.13	50.80	54	-3.20	-	-	243	338	V

* - indicates frequency in CFR 47, Part 15 and Industry Canada RSS-Restricted Band.

PK - Peak detector

RMS - RMS detection



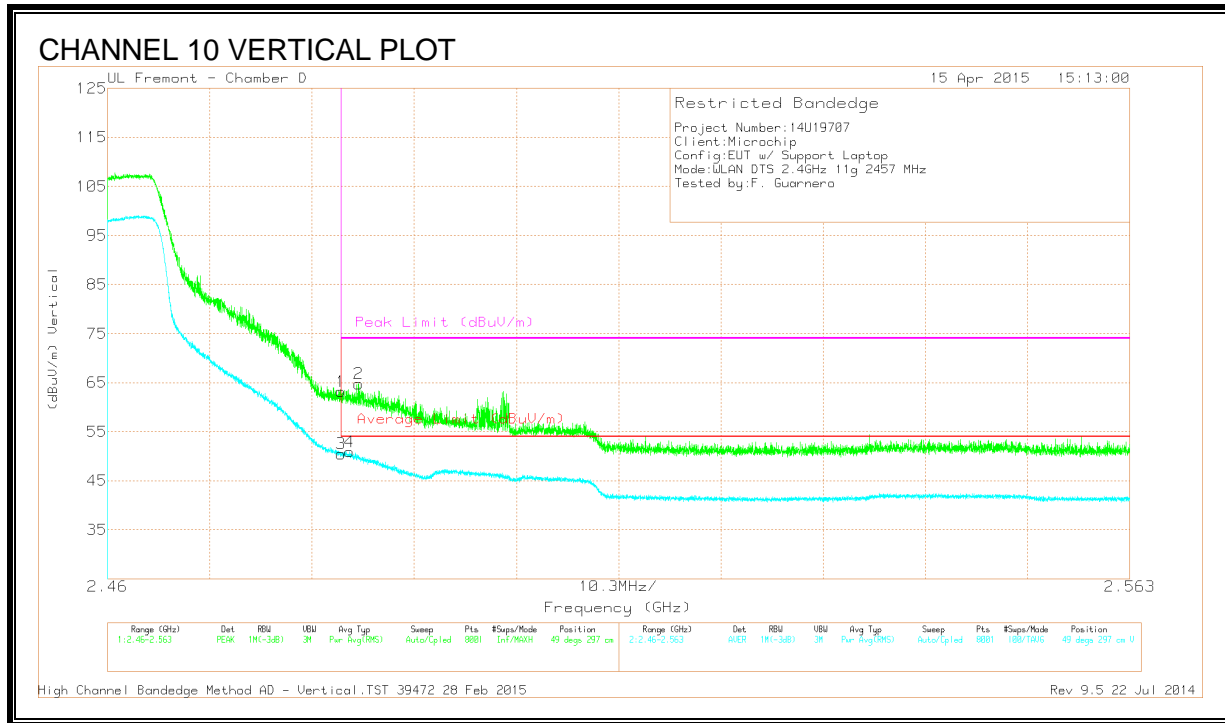
DATA

Marker	Frequency (GHz)	Meter Reading (dBuV)	Det	AF T344 (dB/m)	Amp/Cbl /Ftr/Pad (dB)	DC Corr (dB)	Corrected Reading (dBuV/m)	Average Limit (dBuV/m)	Margin (dB)	Peak Limit (dBuV/m)	PK Margin (dB)	Azimuth (Degs)	Height (cm)	Polarity
1	* 2.484	50.07	PK	32.2	-20.8	0	61.47	-	-	74	-12.53	177	161	H
2	* 2.485	54.25	PK	32.2	-20.8	0	65.65	-	-	74	-8.35	177	161	H
3	* 2.484	39.9	RMS	32.2	-20.8	0.13	51.43	54	-2.57	-	-	177	161	H
4	* 2.484	39.96	RMS	32.2	-20.8	0.13	51.49	54	-2.51	-	-	177	161	H

* - indicates frequency in CFR 47, Part 15 and Industry Canada RSS-Restricted Band.

PK - Peak detector

RMS - RMS detection



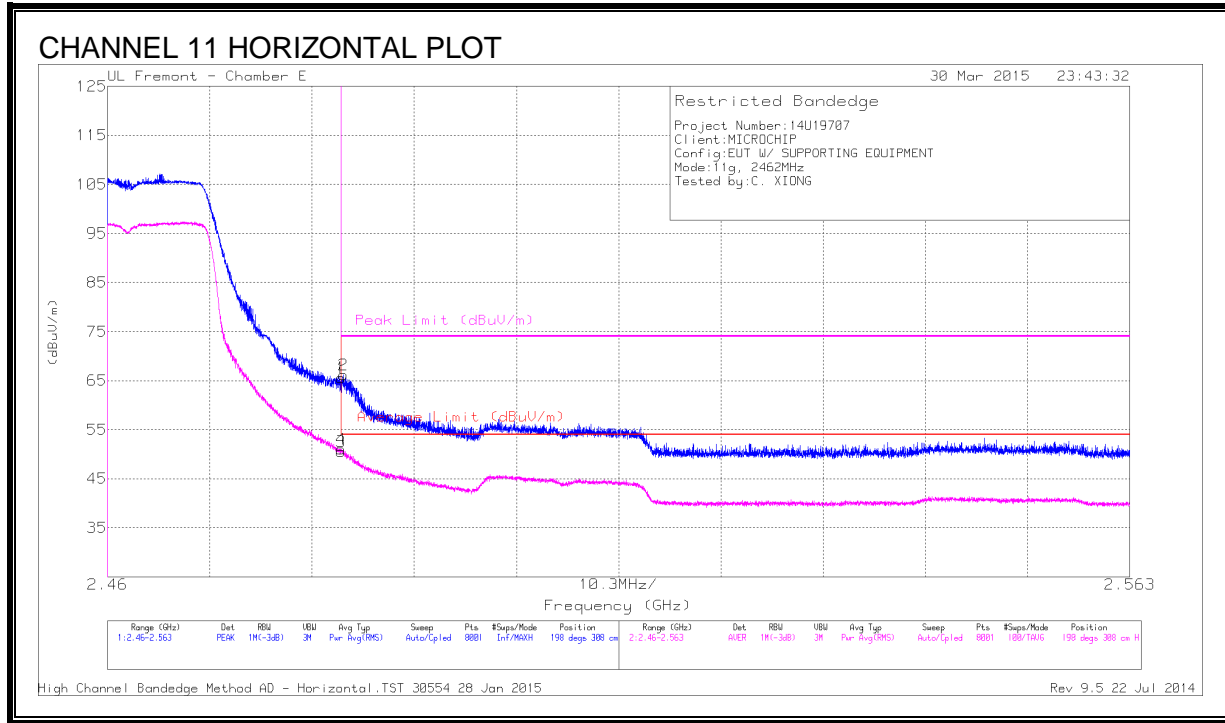
DATA

Marker	Frequency (GHz)	Meter Reading (dBuV)	Det	AF T344 (dB/m)	Amp/Cb/ Fitr/Pad (dB)	DC Corr (dB)	Corrected Reading (dBuV/m)	Average Limit (dBuV/m)	Margin (dB)	Peak Limit (dBuV/m)	PK Margin (dB)	Azimuth (Degs)	Height (cm)	Polarity
1	* 2.484	51.86	PK	32.2	-20.8	0	63.26	-	-	74	-10.74	49	297	V
2	* 2.485	53.36	PK	32.2	-20.8	0	64.76	-	-	74	-9.24	49	297	V
3	* 2.484	39.08	RMS	32.2	-20.8	0.13	50.61	54	-3.39	-	-	49	297	V
4	* 2.484	39.55	RMS	32.2	-20.8	0.13	51.08	54	-2.92	-	-	49	297	V

* - indicates frequency in CFR 47, Part 15 and Industry Canada RSS-Restricted Band.

PK - Peak detector

RMS - RMS detection



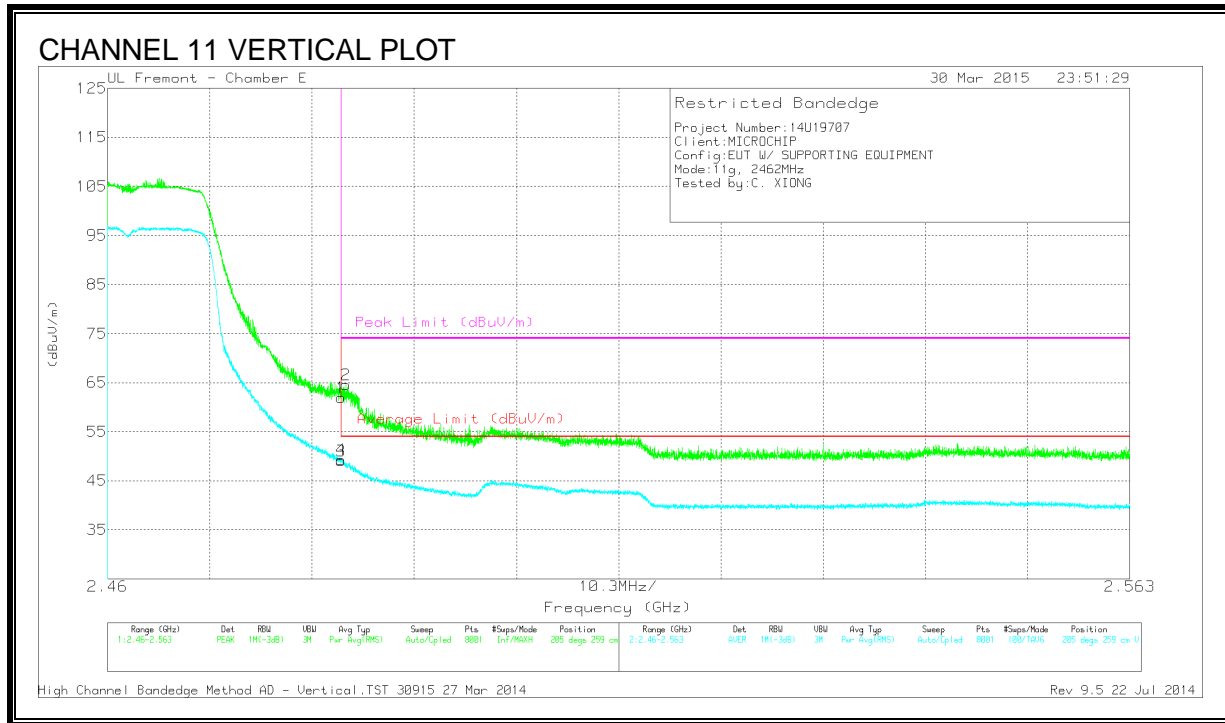
DATA

Marker	Frequency (GHz)	Meter Reading (dBuV)	Det	AF T346 (dB/m)	Amp/Cb/ Filt/Pad (dB)	DC Corr (dB)	Corrected Reading (dBuV/m)	Average Limit (dBuV/m)	Margin (dB)	Peak Limit (dBuV/m)	PK Margin (dB)	Azimuth (Degs)	Height (cm)	Polarity
1	* 2.484	57.72	PK	32.2	-24.3	0	65.62	-	-	74	-8.38	198	308	H
2	* 2.484	58.25	PK	32.2	-24.3	0	66.15	-	-	74	-7.85	198	308	H
3	* 2.484	42.59	RMS	32.2	-24.3	0.13	50.62	54	-3.38	-	-	198	308	H
4	* 2.484	43.1	RMS	32.2	-24.3	0.13	51.13	54	-2.87	-	-	198	308	H

* - indicates frequency in CFR 47, Part 15 and Industry Canada RSS-Restricted Band.

PK - Peak detector

RMS - RMS detection



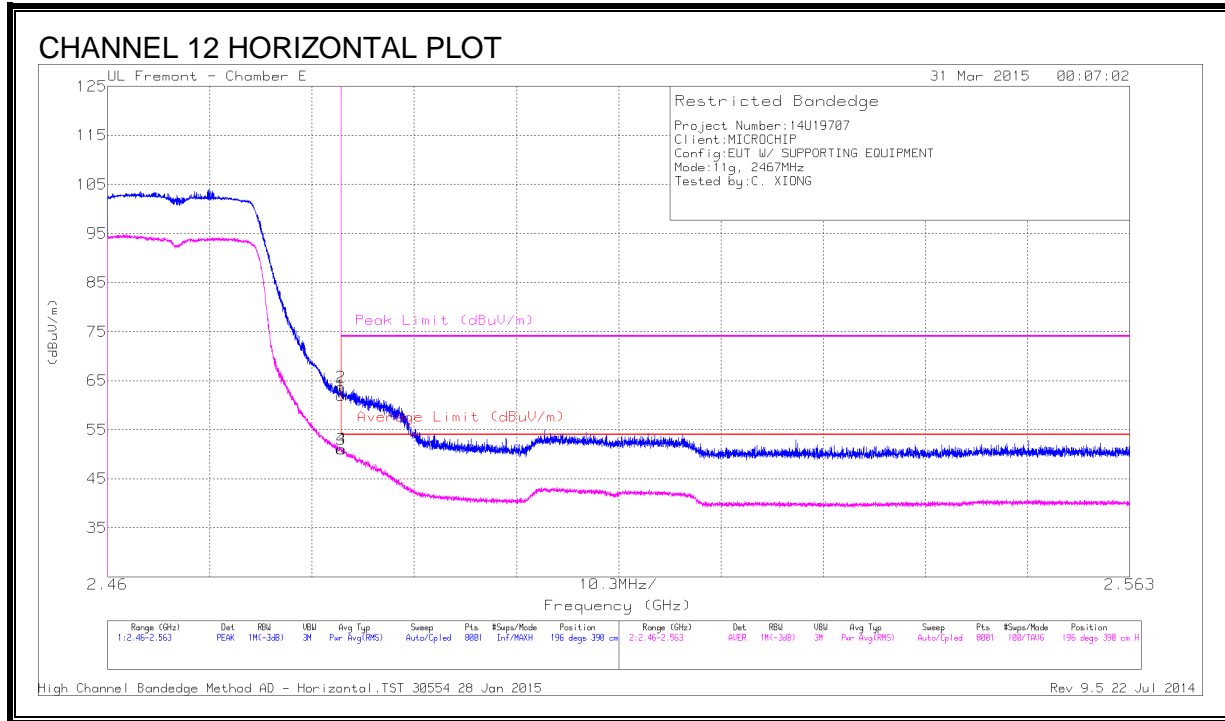
DATA

Marker	Frequency (GHz)	Meter Reading (dBuV)	Det	AF T346 (dB/m)	Amp/Cbl/Filtr/Pad (dB)	DC Corr (dB)	Corrected Reading (dBuV/m)	Average Limit (dBuV/m)	Margin (dB)	Peak Limit (dBuV/m)	PK Margin (dB)	Azimuth (Degs)	Height (cm)	Polarity
1	* 2.484	54.1	PK	32.2	-24.3	0	62	-	-	74	-12	205	259	V
2	* 2.484	56.72	PK	32.2	-24.3	0	64.62	-	-	74	-9.38	205	259	V
3	* 2.484	41.15	RMS	32.2	-24.3	0.13	49.18	54	-4.82	-	-	205	259	V
4	* 2.484	41.43	RMS	32.2	-24.3	0.13	49.46	54	-4.54	-	-	205	259	V

* - indicates frequency in CFR 47, Part 15 and Industry Canada RSS-Restricted Band.

PK - Peak detector

RMS - RMS detection



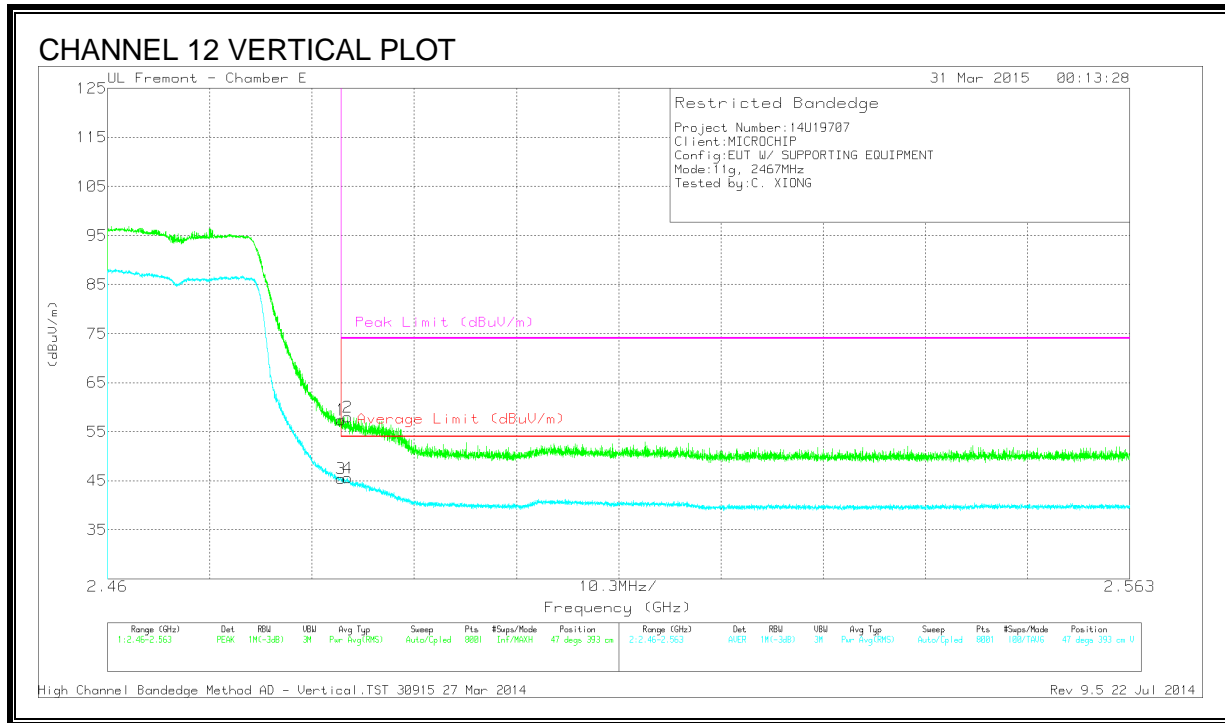
DATA

Marker	Frequency (GHz)	Meter Reading (dBuV)	Det	AF T346 (dB/m)	Amp/Cb/ Ftr/Pad (dB)	DC Corr (dB)	Corrected Reading (dBuV/m)	Average Limit (dBuV/m)	Margin (dB)	Peak Limit (dBuV/m)	PK Margin (dB)	Azimuth (Degs)	Height (cm)	Polarity
1	* 2.484	54.08	PK	32.2	-24.3	0	61.98	-	-	74	-12.02	196	390	H
2	* 2.484	55.79	PK	32.2	-24.3	0	63.69	-	-	74	-10.31	196	390	H
3	* 2.484	43.14	RMS	32.2	-24.3	0.13	51.17	54	-2.83	-	-	196	390	H
4	* 2.484	43.2	RMS	32.2	-24.3	0.13	51.23	54	-2.77	-	-	196	390	H

* - indicates frequency in CFR 47, Part 15 and Industry Canada RSS-Restricted Band.

PK - Peak detector

RMS - RMS detection



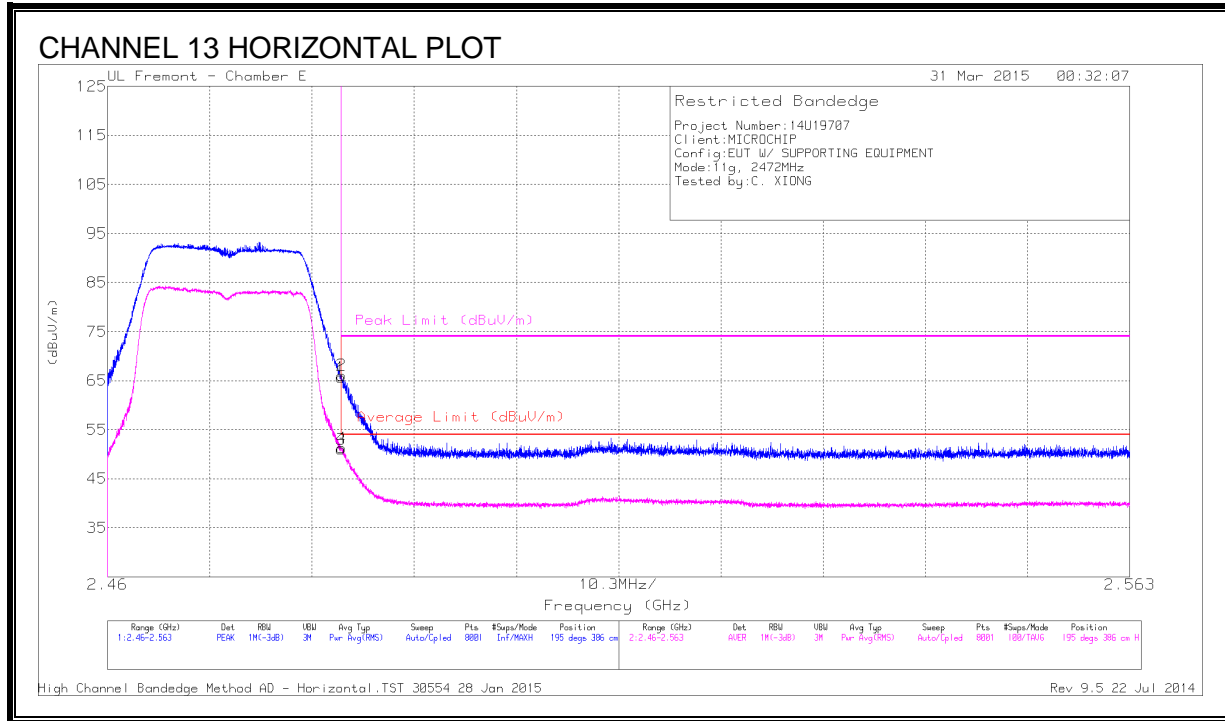
DATA

Marker	Frequency (GHz)	Meter Reading (dBuV)	Det	AF T346 (dB/m)	Amp/Cb/ Fitr/Pad (dB)	DC Corr (dB)	Corrected Reading (dBuV/m)	Average Limit (dBuV/m)	Margin (dB)	Peak Limit (dBuV/m)	PK Margin (dB)	Azimuth (Degs)	Height (cm)	Polarity
1	* 2.484	49.53	PK	32.2	-24.3	0	57.43	-	-	74	-16.57	47	393	V
2	* 2.484	50.13	PK	32.2	-24.3	0	58.03	-	-	74	-15.97	47	393	V
3	* 2.484	37.52	RMS	32.2	-24.3	0.13	45.55	54	-8.45	-	-	47	393	V
4	* 2.484	37.65	RMS	32.2	-24.3	0.13	45.68	54	-8.32	-	-	47	393	V

* - indicates frequency in CFR 47, Part 15 and Industry Canada RSS-Restricted Band.

PK - Peak detector

RMS - RMS detection



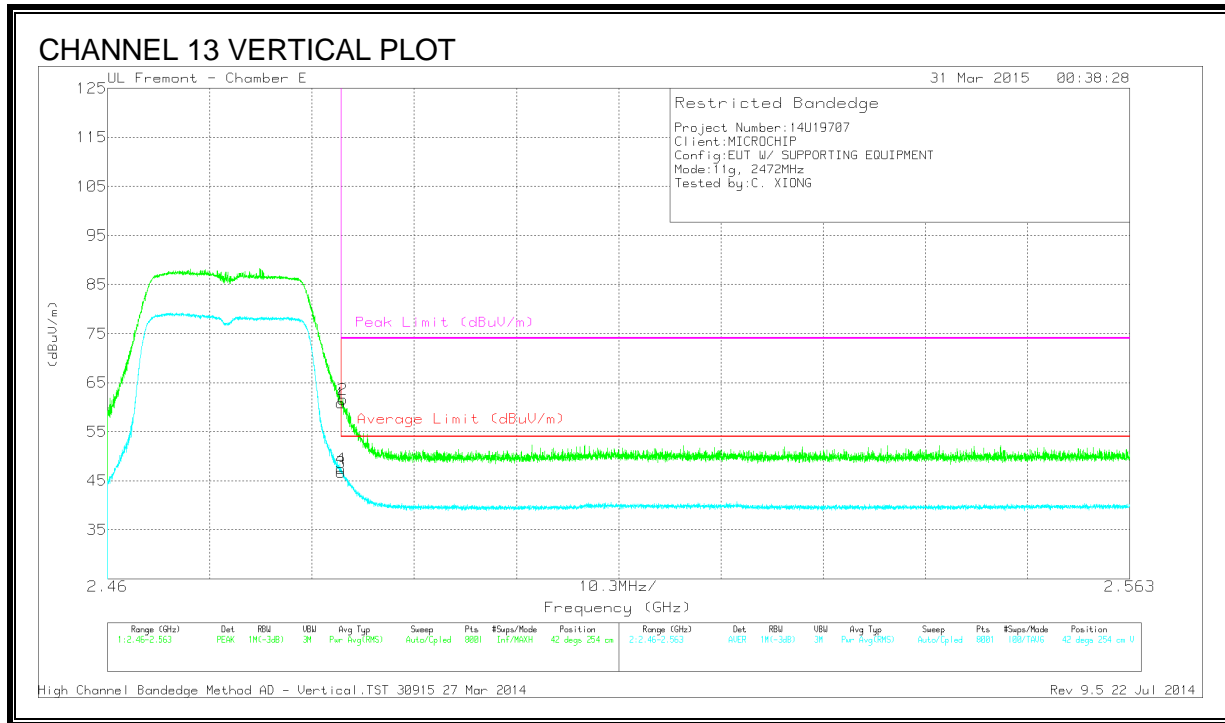
DATA

Marker	Frequency (GHz)	Meter Reading (dBuV)	Det	AF T346 (dB/m)	Amp/Cbl/Fltr/Pad (dB)	DC Corr (dB)	Corrected Reading (dBuV/m)	Average Limit (dBuV/m)	Margin (dB)	Peak Limit (dBuV/m)	PK Margin (dB)	Azimuth (Degs)	Height (cm)	Polarity
1	* 2.484	57.79	PK	32.2	-24.3	0	65.69	-	-	74	-8.31	195	386	H
2	* 2.484	58.22	PK	32.2	-24.3	0	66.12	-	-	74	-7.88	195	386	H
3	* 2.484	43.13	RMS	32.2	-24.3	0.13	51.16	54	-2.84	-	-	195	386	H
4	* 2.484	43.42	RMS	32.2	-24.3	0.13	51.45	54	-2.55	-	-	195	386	H

* - indicates frequency in CFR 47, Part 15 and Industry Canada RSS-Restricted Band.

PK - Peak detector

RMS - RMS detection



DATA

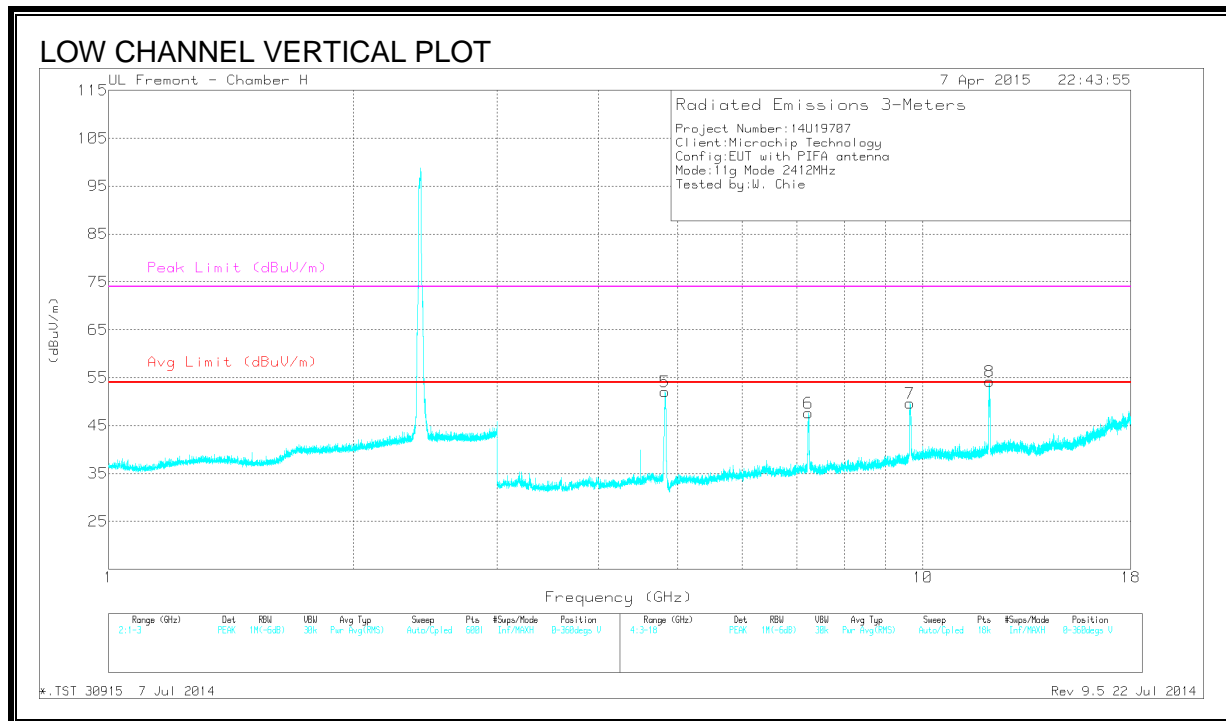
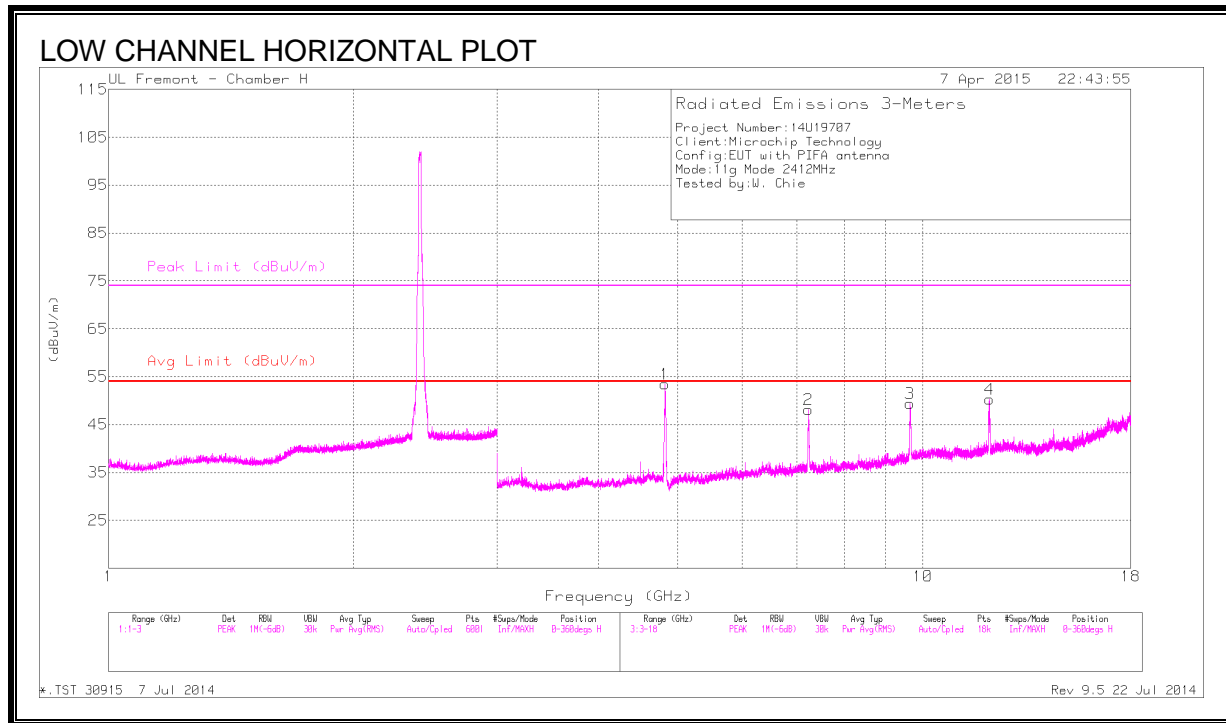
Marker	Frequency (GHz)	Meter Reading (dBuV)	Det	AF T346 (dB/m)	Amp/Cb/ Fitr/Pad (dB)	DC Corr (dB)	Corrected Reading (dBuV/m)	Average Limit (dBuV/m)	Margin (dB)	Peak Limit (dBuV/m)	PK Margin (dB)	Azimuth (Degs)	Height (cm)	Polarity
1	* 2.484	52.93	PK	32.2	-24.3	0	60.83	-	-	74	-13.17	42	254	V
2	* 2.484	53.71	PK	32.2	-24.3	0	61.61	-	-	74	-12.39	42	254	V
3	* 2.484	38.8	RMS	32.2	-24.3	0.13	46.83	54	-7.17	-	-	42	254	V
4	* 2.484	39.58	RMS	32.2	-24.3	0.13	47.61	54	-6.39	-	-	42	254	V

* - indicates frequency in CFR 47, Part 15 and Industry Canada RSS-Restricted Band.

PK - Peak detector

RMS - RMS detection

HARMONICS AND SPURIOUS EMISSIONS



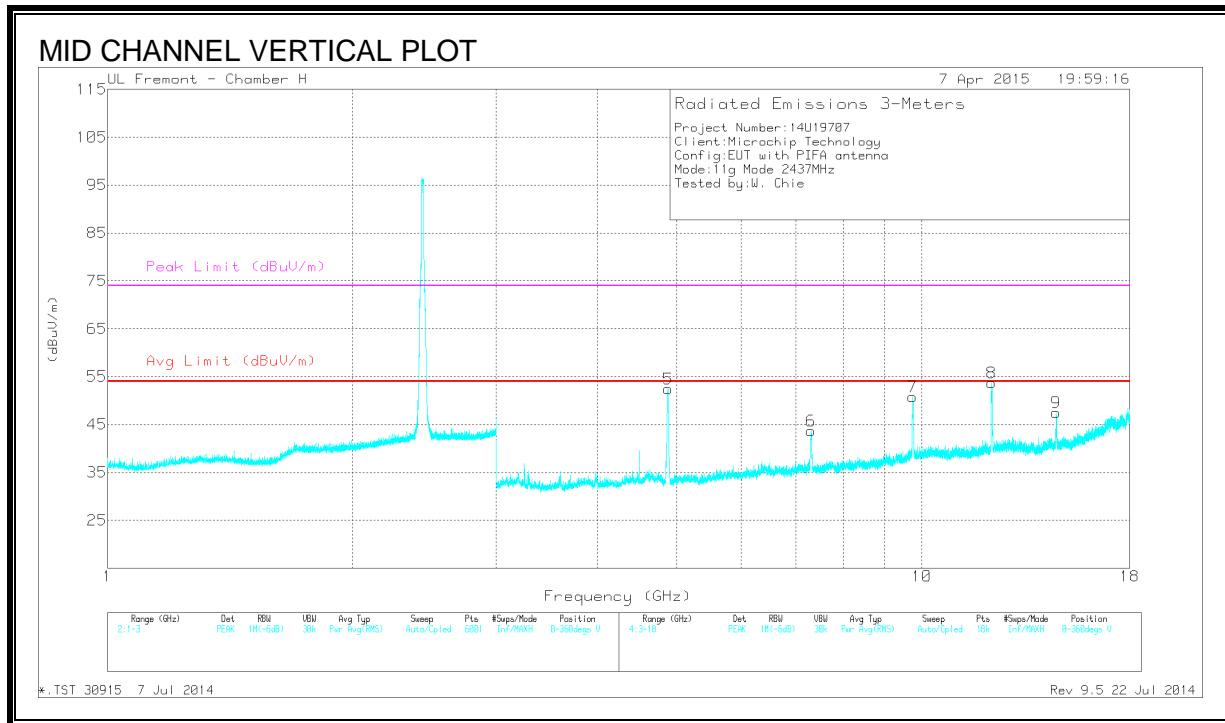
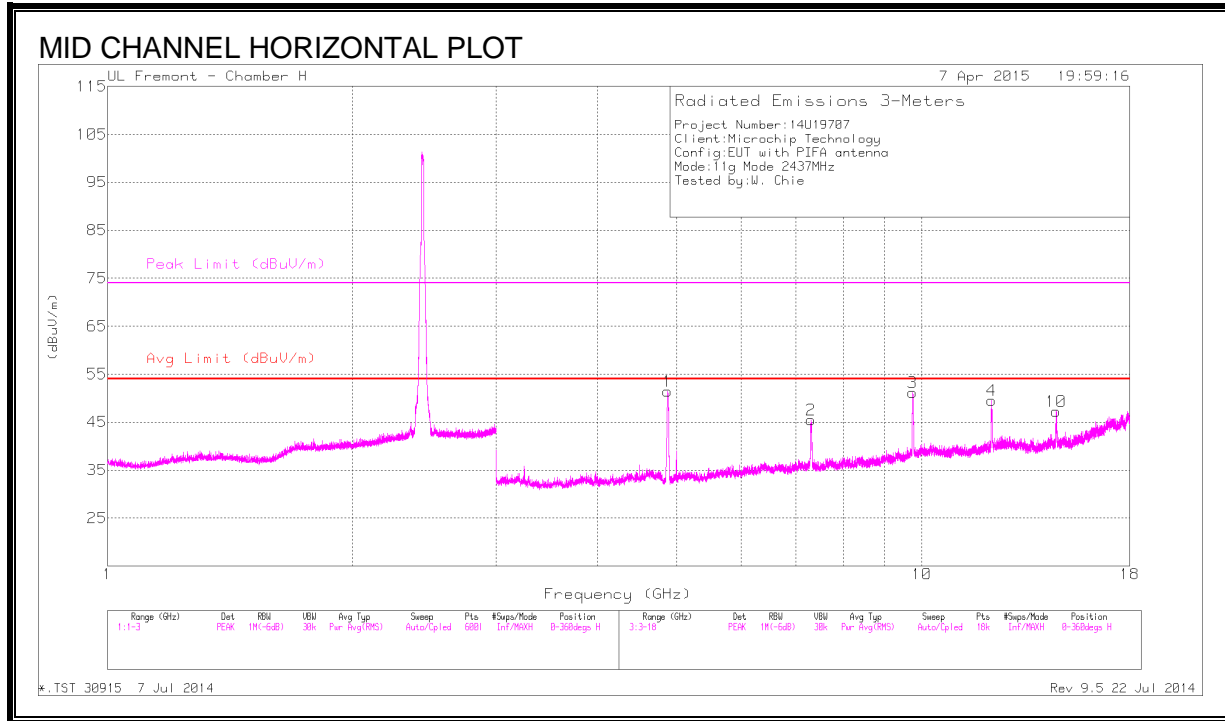
DATA

Marker	Frequen cy (GHz)	Meter Readin g (dBuV)	Det	AF T712 (dB/m)	Amp/Cbl /Filtr/Pad (dB)	DC Corr (dB)	Correcte d Reading (dBuV/m)	Avg Limit (dBuV/m)	Margin (dB)	Peak Limit (dBuV/m)	PK Margin (dB)	Azimuth (Degs)	Height (cm)	Polarity
1	* 4.825	60.35	PK2	33.9	-32.3	0	61.95	-	-	74	-12.05	156	229	H
	* 4.824	48.03	MAv1	33.9	-32.3	.13	49.76	54	-4.24	-	-	156	229	H
4	* 12.071	53.52	PK2	38.2	-25.6	0	66.12	-	-	74	-7.88	300	375	H
	* 12.07	37.64	MAv1	38.2	-25.6	.13	50.37	54	-3.63	-	-	300	375	H
5	* 4.825	56.03	PK2	33.9	-32.3	0	57.63	-	-	74	-16.37	204	131	V
	* 4.825	45.21	MAv1	33.9	-32.3	.13	46.94	54	-7.06	-	-	204	131	V
8	* 12.078	55.66	PK2	38.2	-25.6	0	68.26	-	-	74	-5.74	249	233	V
	* 12.074	37.94	MAv1	38.2	-25.6	.13	50.67	54	-3.33	-	-	249	233	V
6	7.234	53.82	PK2	35.4	-30.4	0	58.82	-	-	-	-	79	257	V
2	7.239	49.68	PK2	35.4	-30.3	0	54.78	-	-	-	-	213	197	H
7	9.634	41.97	PK2	36.8	-26.2	0	52.57	-	-	-	-	177	158	V
3	9.639	48.86	PK2	36.8	-26.2	0	59.46	-	-	-	-	359	249	H

* - indicates frequency in CFR 47, Part 15 and Industry Canada RSS-Restricted Band.

PK2 - KDB558074 Method: Maximum Peak

MAv1 - KDB558074 Option 1 Maximum RMS Average



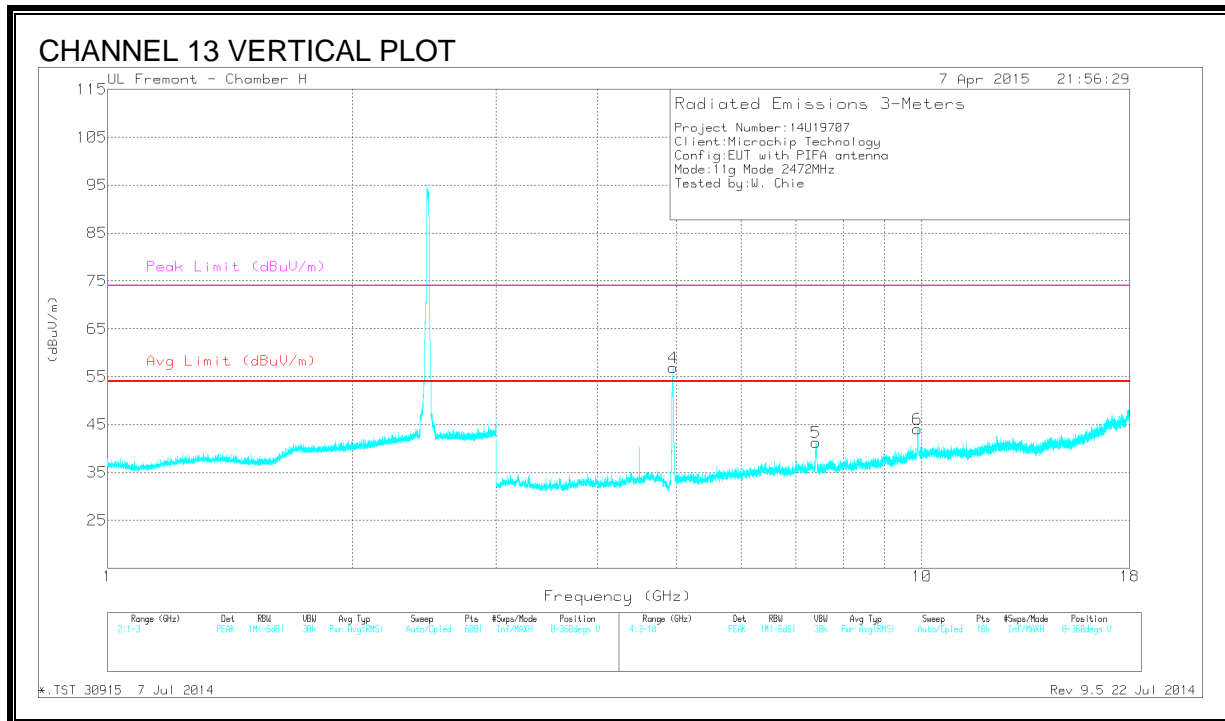
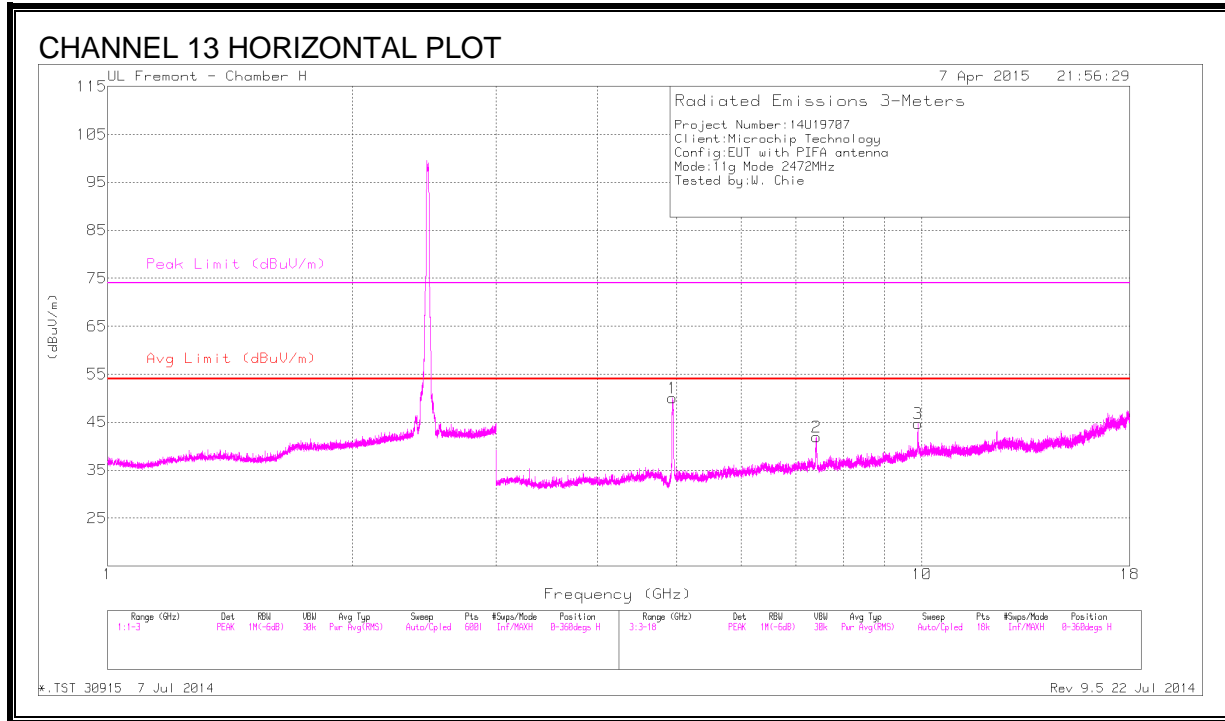
DATA

Marker	Frequen cy (GHz)	Meter Reading (dBuV)	Det	AF T712 (dB/m)	Amp/Cbl /Fitr/Pad (dB)	DC Corr (dB)	Correcte d Reading (dBuV/m)	Avg Limit (dBuV/m)	Margin (dB)	Peak Limit (dBuV/m)	PK Margin (dB)	Azimuth (Degs)	Height (cm)	Polarity
4	* 12.181	53.21	PK2	38.3	-25.7	0	65.81	-	-	74	-8.19	298	384	H
	* 12.179	37.54	MAv1	38.3	-25.8	.13	50.17	54	-3.83	-	-	298	384	H
1	* 4.875	59.66	PK2	33.9	-32.2	0	61.36	-	-	74	-12.64	160	250	H
	* 4.874	48.67	MAv1	33.9	-32.2	.13	50.5	54	-3.5	-	-	160	250	H
2	* 7.309	49.7	PK2	35.4	-29.1	0	56	-	-	74	-18	219	189	H
	* 7.311	37.13	MAv1	35.4	-29.1	.13	43.56	54	-10.44	-	-	219	189	H
8	* 12.185	54.03	PK2	38.3	-25.7	0	66.63	-	-	74	-7.37	247	238	V
	* 12.184	38.73	MAv1	38.3	-25.7	.13	51.46	54	-2.54	-	-	247	238	V
5	* 4.878	57.37	PK2	33.9	-32.2	0	59.07	-	-	74	-14.93	321	301	V
	* 4.875	46.12	MAv1	33.9	-32.2	.13	47.95	54	-6.05	-	-	321	301	V
6	* 7.313	47.55	PK2	35.4	-29.1	0	53.85	-	-	74	-20.15	191	242	V
	* 7.313	35.48	MAv1	35.4	-29.1	.13	41.91	54	-12.09	-	-	191	242	V
7	9.744	50.09	PK2	36.9	-26.3	0	60.69	-	-	-	-	90	234	V
3	9.749	51.3	PK2	36.9	-26.2	0	62	-	-	-	-	89	212	V
9	14.617	46.01	PK2	39.8	-27	0	58.81	-	-	-	-	262	202	V
10	14.625	45.45	PK2	39.8	-26.9	0	58.35	-	-	-	-	251	245	H

* - indicates frequency in CFR 47, Part 15 and Industry Canada RSS-Restricted Band.

PK2 - KDB558074 Method: Maximum Peak

MAv1 - KDB558074 Option 1 Maximum RMS Average



DATA

Marker	Frequen cy (GHz)	Meter Reading (dBuV)	Det	AF T712 (dB/m)	Amp/Cb/ Filtr/Pad (dB)	DC Corr (dB)	Correcte d Reading (dBuV/m)	Avg Limit (dBuV/m)	Margin (dB)	Peak Limit (dBuV/m)	PK Margin (dB)	Azimuth (Degs)	Height (cm)	Polarity
1	* 4.939	59.56	PK2	33.9	-32	0	61.46	-	-	74	-12.54	19	214	H
	* 4.941	47.61	MAv1	33.9	-31.9	.13	49.74	54	-4.26	-	-	19	214	H
2	* 7.418	46.23	PK2	35.4	-29.3	0	52.33	-	-	74	-21.67	220	221	H
	* 7.418	33.47	MAv1	35.4	-29.3	.13	39.7	54	-14.3	-	-	220	221	H
4	* 4.946	62.57	PK2	33.9	-31.9	0	64.57	-	-	74	-9.43	197	101	V
	* 4.944	50.39	MAv1	33.9	-31.9	.13	52.52	54	-1.48	-	-	197	101	V
5	* 7.412	47.79	PK2	35.4	-29.1	0	54.09	-	-	74	-19.91	193	238	V
	* 7.416	33.4	MAv1	35.4	-29.2	.13	39.73	54	-14.27	-	-	193	238	V
6	9.882	41.56	PK2	37.2	-26.6	0	52.16	-	-	-	-	209	159	V
3	9.889	44.65	PK2	37.2	-26.6	0	55.25	-	-	-	-	1	140	H

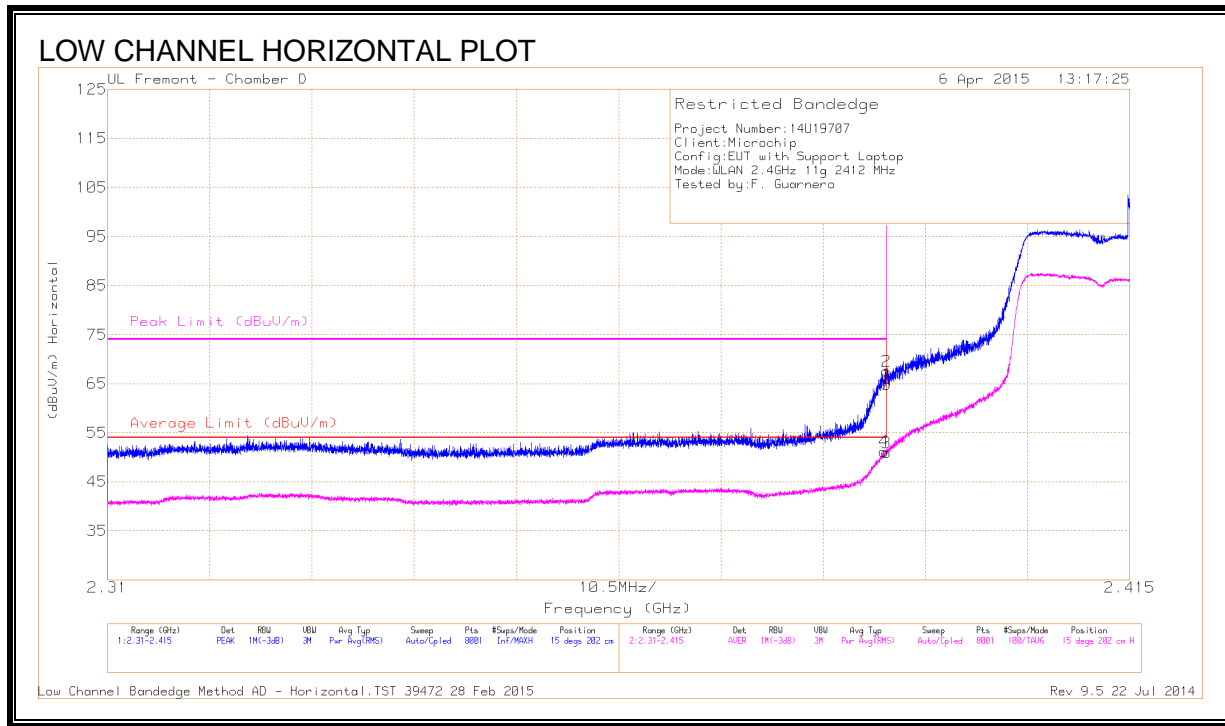
* - indicates frequency in CFR 47, Part 15 and Industry Canada RSS-Restricted Band.

PK2 - KDB558074 Method: Maximum Peak

MAv1 - KDB558074 Option 1 Maximum RMS Average

10.3.2. INTEGRAL ANTENNA

RESTRICTED BANDEDGE



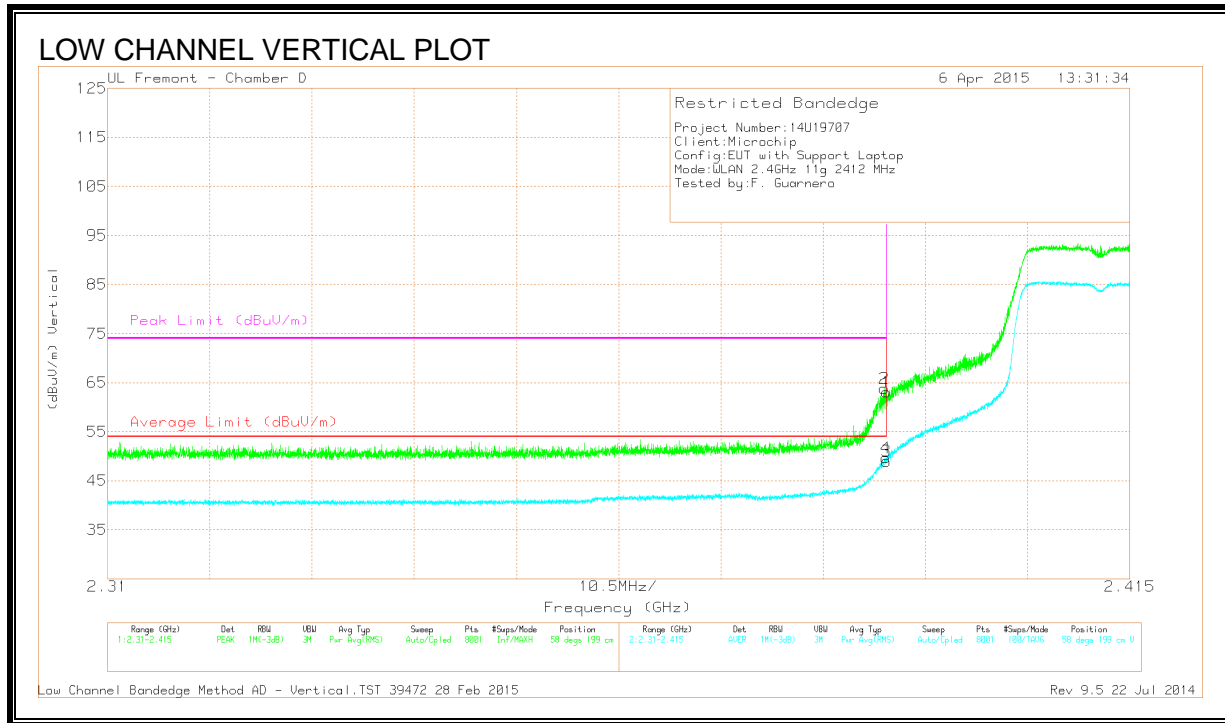
DATA

Marker	Frequency (GHz)	Meter Reading (dBuV)	Det	AF T344 (dB/m)	Amp/Cb/ Fitr/Pad (dB)	DC Corr (dB)	Corrected Reading (dBuV/m)	Average Limit (dBuV/m)	Margin (dB)	Peak Limit (dBuV/m)	PK Margin (dB)	Azimuth (Degs)	Height (cm)	Polarity
1	* 2.39	53.43	PK	32.1	-20.7	0	64.83	-	-	74	-9.17	15	202	H
2	* 2.39	56.12	PK	32.1	-20.7	0	67.52	-	-	74	-6.48	15	202	H
3	* 2.39	39.49	RMS	32.1	-20.7	0.13	51.02	54	-2.96	-	-	15	202	H
4	* 2.39	39.82	RMS	32.1	-20.7	0.13	51.35	54	-2.65	-	-	15	202	H

* - indicates frequency in CFR 47, Part 15 and Industry Canada RSS-Restricted Band.

PK - Peak detector

RMS - RMS detection



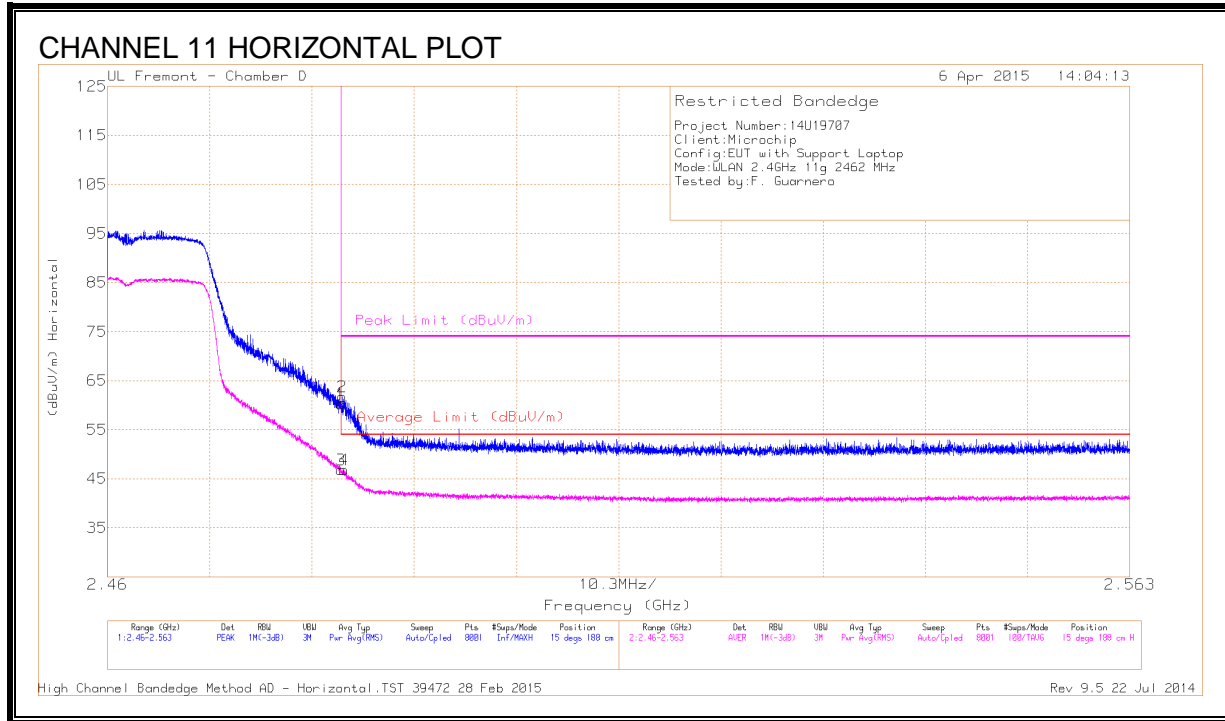
DATA

Marker	Frequency (GHz)	Meter Reading (dBuV)	Det	AF T344 (dB/m)	Amp/Cbl/ Fitr/Pad (dB)	DC Corr (dB)	Corrected Reading (dBuV/m)	Average Limit (dBuV/m)	Margin (dB)	Peak Limit (dBuV/m)	PK Margin (dB)	Azimuth (Degs)	Height (cm)	Polarity
1	* 2.39	51.7	PK	32.1	-20.7	0	63.1	-	-	74	-10.9	58	199	V
2	* 2.39	52.47	PK	32.1	-20.7	0	63.87	-	-	74	-10.13	58	199	V
3	* 2.39	37.59	RMS	32.1	-20.7	0.13	49.12	54	-4.88	-	-	58	199	V
4	* 2.39	38.23	RMS	32.1	-20.7	0.13	49.76	54	-4.34	-	-	58	199	V

* - indicates frequency in CFR 47, Part 15 and Industry Canada RSS-Restricted Band.

PK - Peak detector

RMS - RMS detection



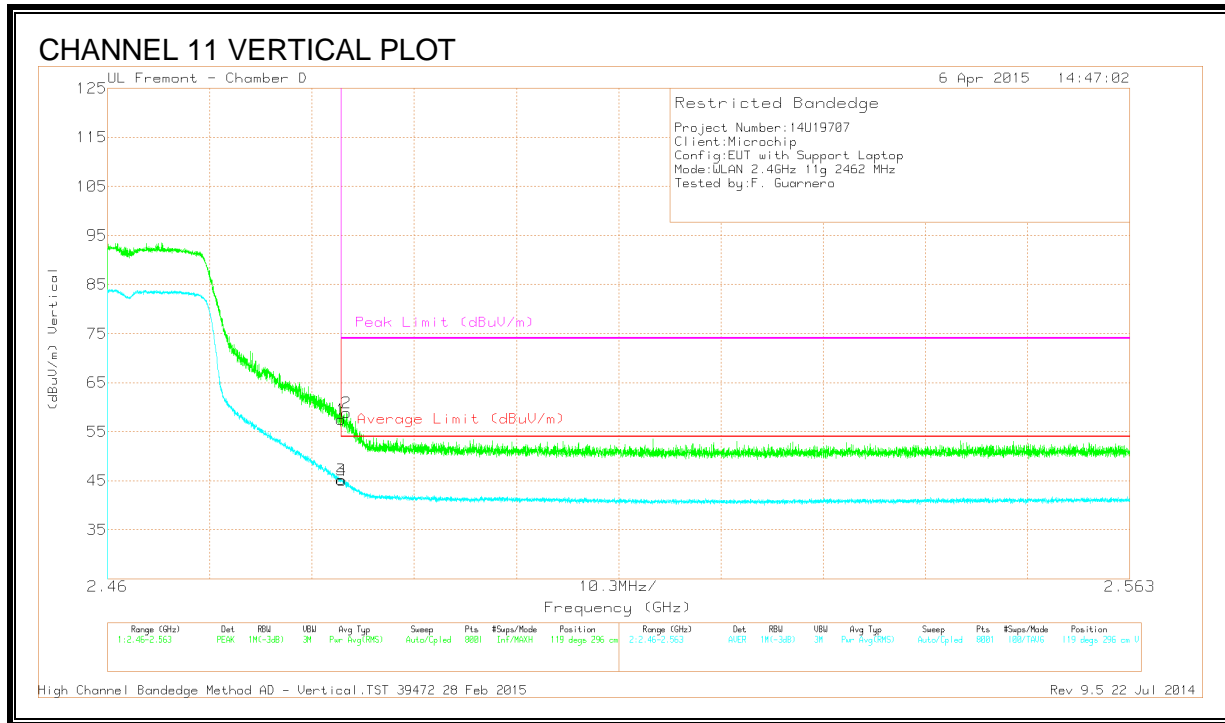
DATA

Marker	Frequency (GHz)	Meter Reading (dBuV)	Det	AF T344 (dB/m)	Amp/Cb/ Ftr/Pad (dB)	DC Corr (dB)	Corrected Reading (dBuV/m)	Average Limit (dBuV/m)	Margin (dB)	Peak Limit (dBuV/m)	PK Margin (dB)	Azimuth (Degs)	Height (cm)	Polarity
1	* 2.484	48.87	PK	32.2	-20.8	0	60.27	-	-	74	-13.73	15	188	H
2	* 2.484	50.29	PK	32.2	-20.8	0	61.69	-	-	74	-12.31	15	188	H
3	* 2.484	35.44	RMS	32.2	-20.8	0.13	46.97	54	-7.03	-	-	15	188	H
4	* 2.484	35.43	RMS	32.2	-20.8	0.13	46.96	54	-7.04	-	-	15	188	H

* - indicates frequency in CFR 47, Part 15 and Industry Canada RSS-Restricted Band.

PK - Peak detector

RMS - RMS detection



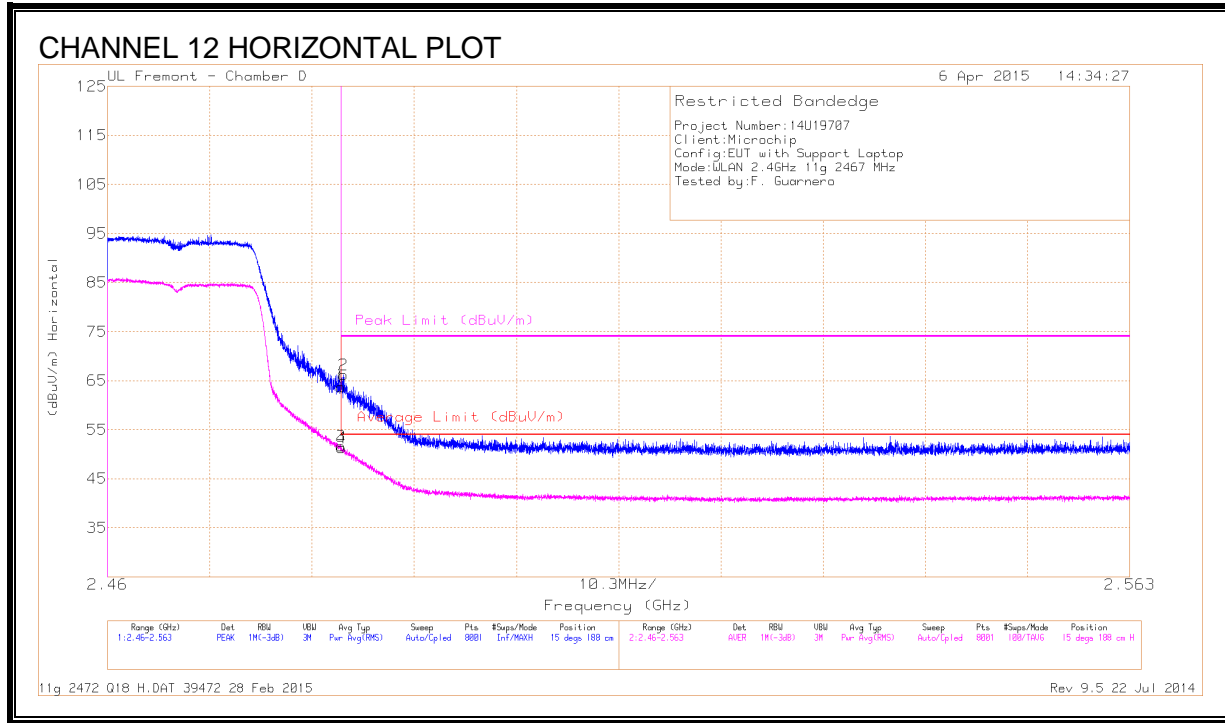
DATA

Marker	Frequency (GHz)	Meter Reading (dBuV)	Det	AF T344 (dB/m)	Amp/Cbl/Filtr/Pad (dB)	DC Corr (dB)	Corrected Reading (dBuV/m)	Average Limit (dBuV/m)	Margin (dB)	Peak Limit (dBuV/m)	PK Margin (dB)	Azimuth (Degs)	Height (cm)	Polarity
1	* 2.484	46.1	PK	32.2	-20.8	0	57.5	-	-	74	-16.5	119	296	V
2	* 2.484	47.42	PK	32.2	-20.8	0	58.82	-	-	74	-15.18	119	296	V
3	* 2.484	33.78	RMS	32.2	-20.8	0.13	45.31	54	-8.69	-	-	119	296	V
4	* 2.484	33.73	RMS	32.2	-20.8	0.13	45.26	54	-8.74	-	-	119	296	V

* - indicates frequency in CFR 47, Part 15 and Industry Canada RSS-Restricted Band.

PK - Peak detector

RMS - RMS detection



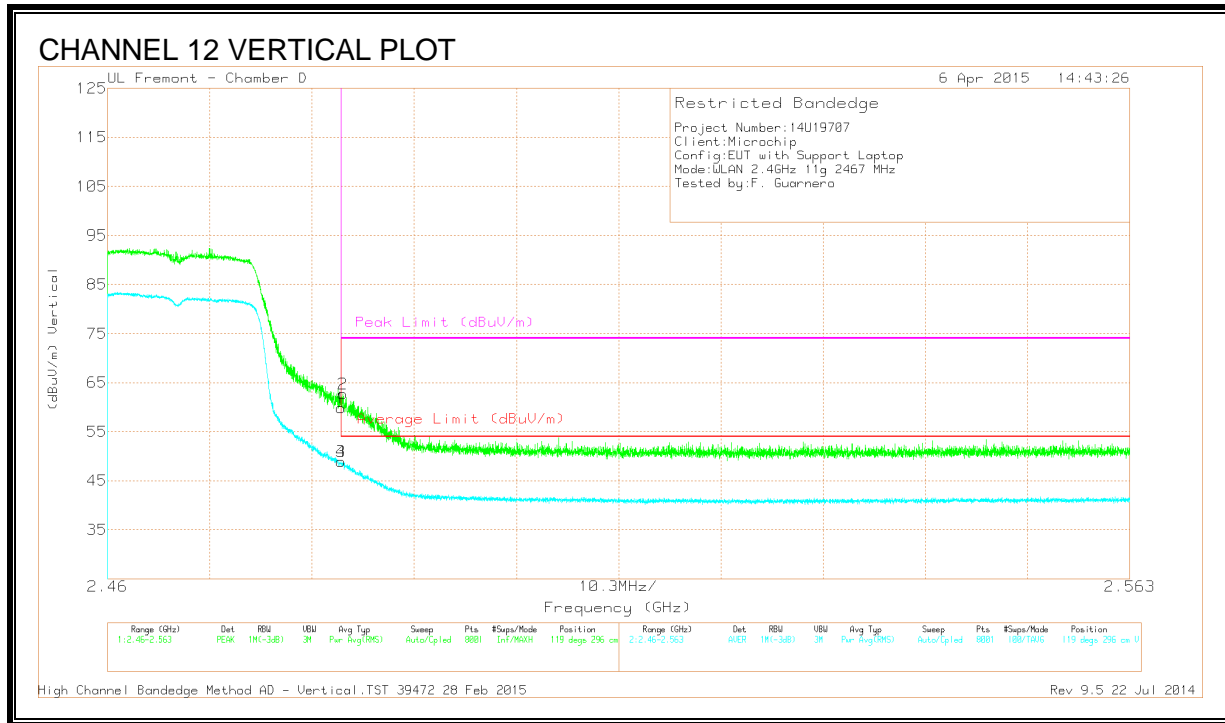
DATA

Marker	Frequency (GHz)	Meter Reading (dBuV)	Det	AF T344 (dB/m)	Amp/Cbl/Filtr/Pad (dB)	DC Corr (dB)	Corrected Reading (dBuV/m)	Average Limit (dBuV/m)	Margin (dB)	Peak Limit (dBuV/m)	PK Margin (dB)	Azimuth (Degs)	Height (cm)	Polarity
1	* 2.484	52.3	PK	32.2	-20.8	0	63.7	-	-	74	-10.3	15	188	H
2	* 2.484	54.75	PK	32.2	-20.8	0	66.15	-	-	74	-7.85	15	188	H
3	* 2.484	40.26	RMS	32.2	-20.8	0.13	51.79	54	-2.21	-	-	15	188	H
4	* 2.484	39.83	RMS	32.2	-20.8	0.13	51.36	54	-2.64	-	-	15	188	H

* - indicates frequency in CFR 47, Part 15 and Industry Canada RSS-Restricted Band.

PK - Peak detector

RMS - RMS detection



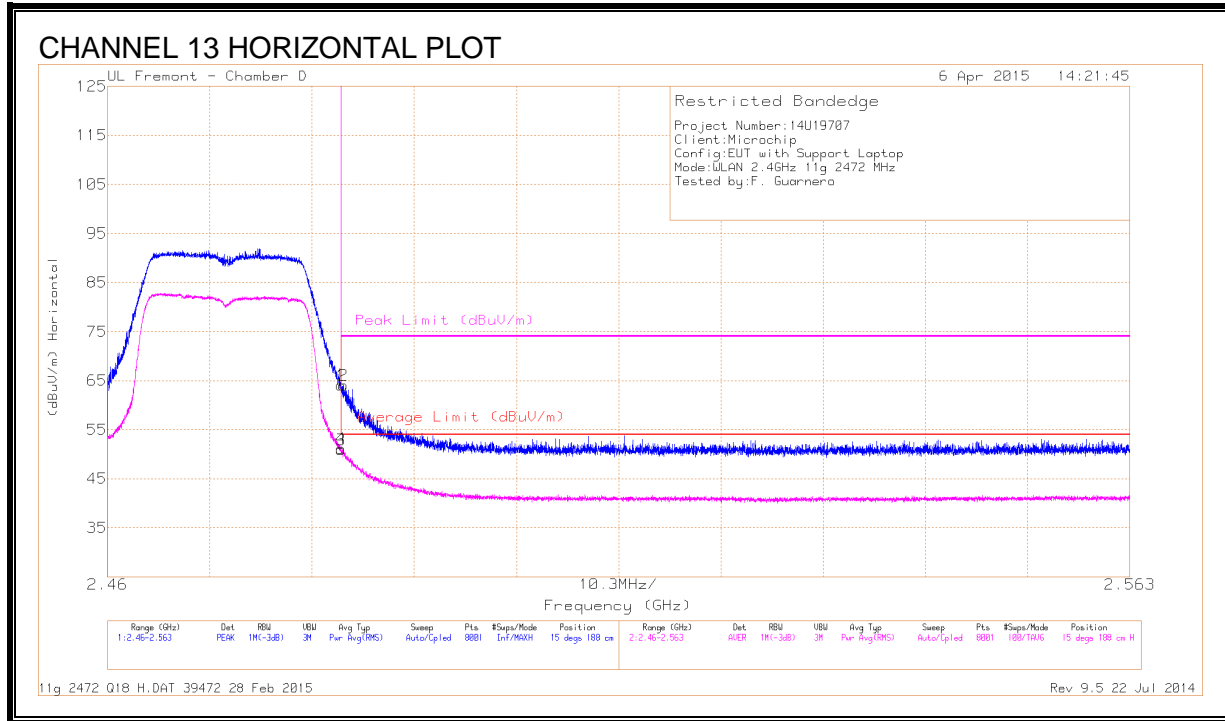
DATA

Marker	Frequency (GHz)	Meter Reading (dBuV)	Det	AF T344 (dB/m)	Amp/Cb/ Ftr/Pad (dB)	DC Corr (dB)	Corrected Reading (dBuV/m)	Average Limit (dBuV/m)	Margin (dB)	Peak Limit (dBuV/m)	PK Margin (dB)	Azimuth (Degs)	Height (cm)	Polarity
1	* 2.484	48.41	PK	32.2	-20.8	0	59.81	-	-	74	-14.19	119	296	V
2	* 2.484	51.33	PK	32.2	-20.8	0	62.73	-	-	74	-11.27	119	296	V
3	* 2.484	37.58	RMS	32.2	-20.8	0.13	49.11	54	-4.89	-	-	119	296	V
4	* 2.484	37.49	RMS	32.2	-20.8	0.13	49.02	54	-4.98	-	-	119	296	V

* - indicates frequency in CFR 47, Part 15 and Industry Canada RSS-Restricted Band.

PK - Peak detector

RMS - RMS detection



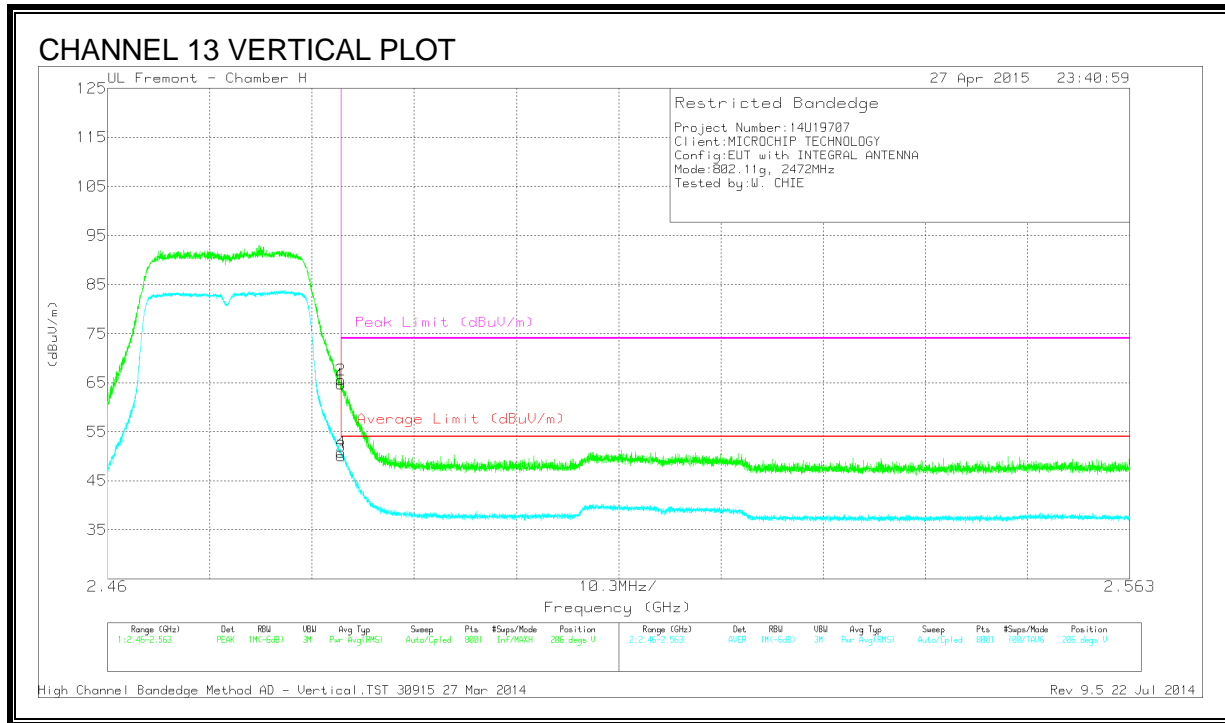
DATA

Marker	Frequency (GHz)	Meter Reading (dBUV)	Det	AF T344 (dB/m)	Amp/Cb/ Filtr/Pad (dB)	DC Corr (dB)	Corrected Reading (dBUV/m)	Average Limit (dBUV/m)	Margin (dB)	Peak Limit (dBUV/m)	PK Margin (dB)	Azimuth (Degs)	Height (cm)	Polarity
1	* 2.484	52.73	PK	32.2	-20.8	0	64.13	-	-	74	-9.87	15	188	H
2	* 2.484	52.62	PK	32.2	-20.8	0	64.02	-	-	74	-9.98	15	188	H
3	* 2.484	39.55	RMS	32.2	-20.8	0.13	51.08	54	-2.92	-	-	15	188	H
4	* 2.484	39.78	RMS	32.2	-20.8	0.13	51.31	54	-2.69	-	-	15	188	H

* - indicates frequency in CFR 47, Part 15 and Industry Canada RSS-Restricted Band.

PK - Peak detector

RMS - RMS detection



DATA

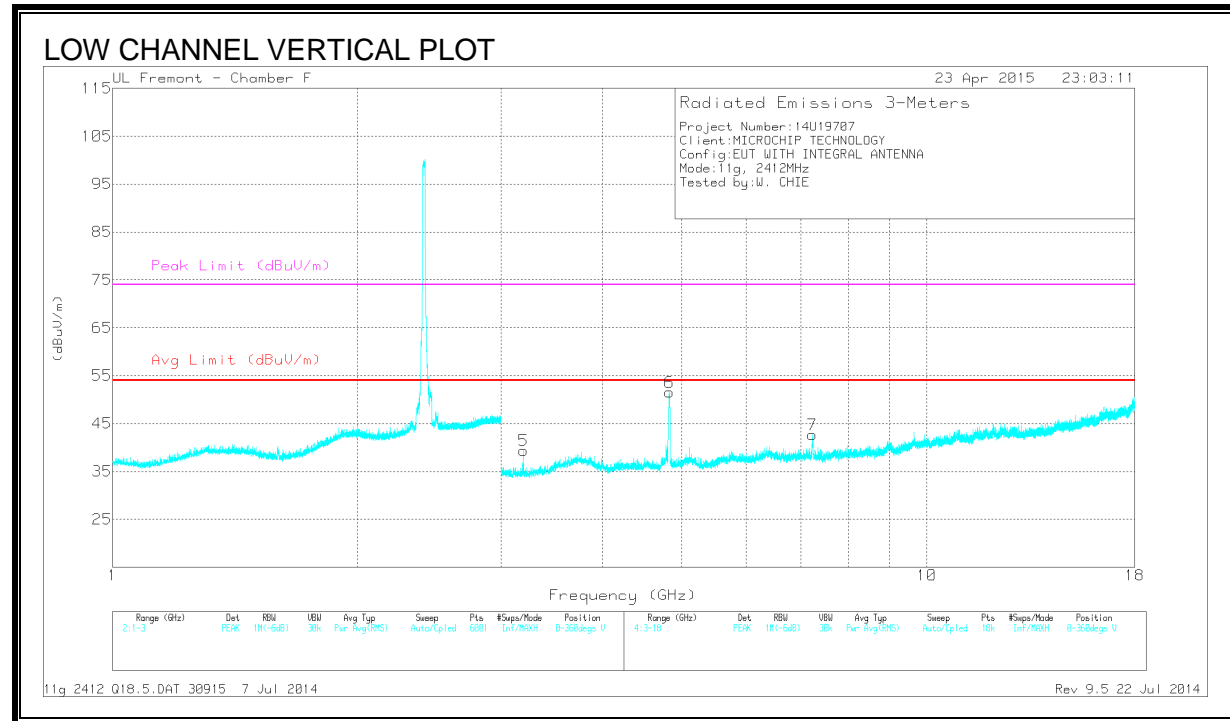
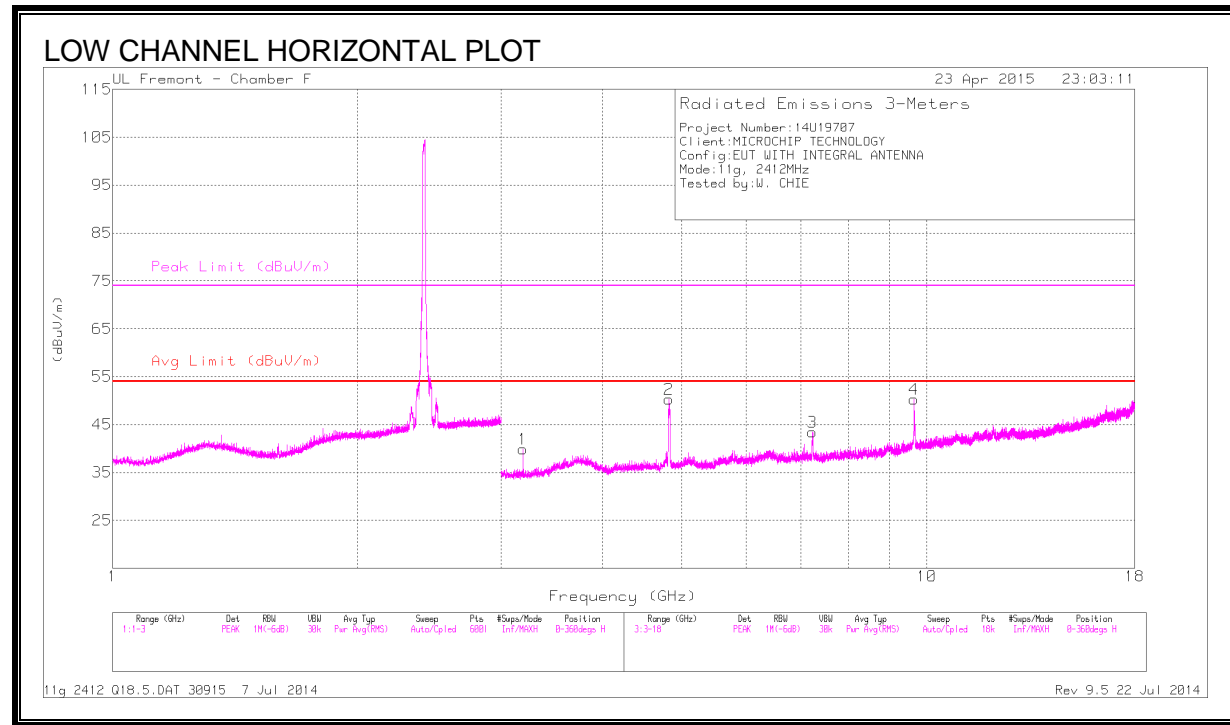
Marker	Frequency (GHz)	Meter Reading (dBuV)	Det	AF T712 (dB/m)	Amp/Cbl/Filtr/Pad (dB)	DC Corr (dB)	Corrected Reading (dBuV/m)	Average Limit (dBuV/m)	Margin (dB)	Peak Limit (dBuV/m)	PK Margin (dB)	Azimuth (Degs)	Height (cm)	Polarity
1	* 2.484	57.1	PK	32.1	-24.5	0	64.7	-	-	74	-9.3	206	304	V
2	* 2.484	57.93	PK	32.1	-24.5	0	65.53	-	-	74	-8.47	206	304	V
3	* 2.484	42.34	RMS	32.1	-24.5	.13	50.07	54	-3.93	-	-	206	304	V
4	* 2.484	43.03	RMS	32.1	-24.5	.13	50.76	54	-3.24	-	-	206	304	V

* - indicates frequency in CFR 47, Part 15 and Industry Canada RSS-Restricted Band.

PK - Peak detector

RMS - RMS detection

HARMONICS AND SPURIOUS EMISSIONS



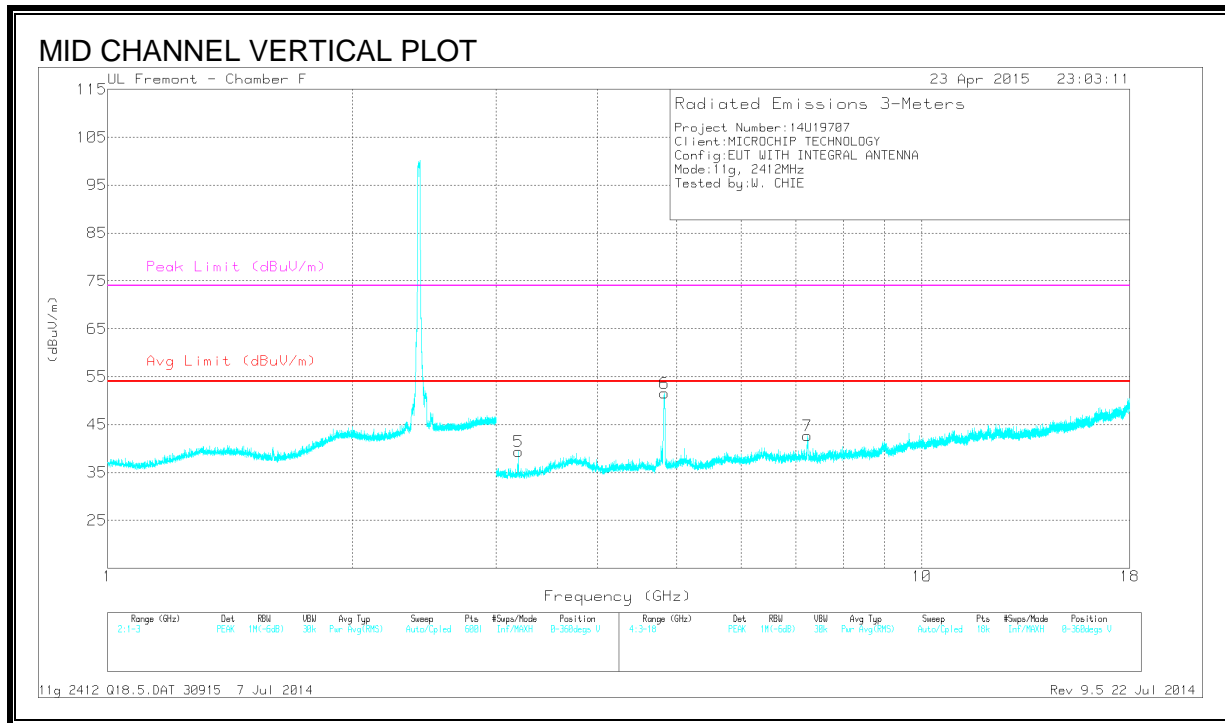
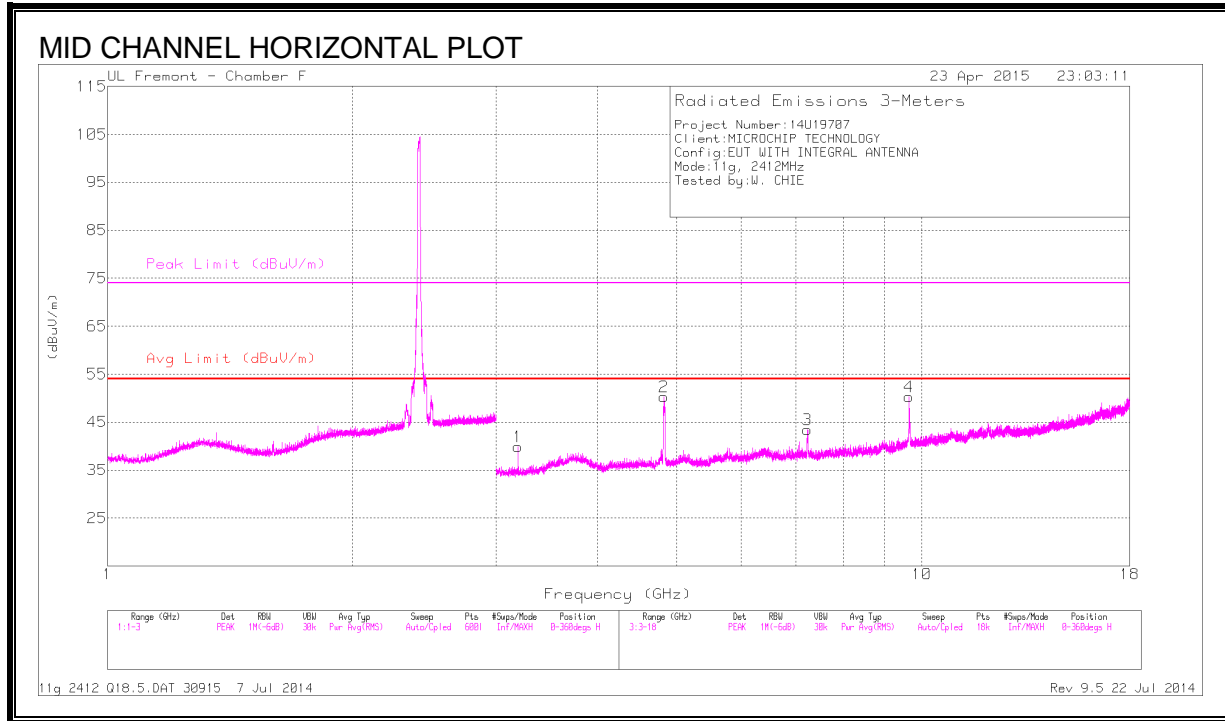
DATA

Marker	Frequency (GHz)	Meter Reading (dBuV)	Det	AF T120 (dB/m)	Amp/Cbl/Filtr/Pad (db)	DC Corr (dB)	Corrected Reading (dBuV/m)	Avg Limit (dBuV/m)	Margin (dB)	Peak Limit (dBuV/m)	PK Margin (dB)	Azimuth (Degs)	Height (cm)	Polarity
1	3.189	42.65	PK2	33.1	-28.9	0	46.85	-	-	-	-	190	180	H
2	* 4.825	52.09	PK2	34.1	-27.6	0	58.59	-	-	74	-15.41	174	109	H
	* 4.824	40.03	MAv1	34.1	-27.6	.13	46.66	54	-7.34	-	-	174	109	H
3	7.238	41.87	PK2	35.6	-26.4	0	51.07	-	-	-	-	241	118	H
4	9.648	36.03	PK2	37	-22.1	0	50.93	-	-	-	-	165	147	H
5	3.193	41.34	PK2	33.1	-28.9	0	45.54	-	-	-	-	226	217	V
6	* 4.825	51.63	PK2	34.1	-27.6	0	58.13	-	-	74	-15.87	280	143	V
	* 4.825	39.54	MAv1	34.1	-27.6	.13	46.17	54	-7.83	-	-	280	143	V
7	7.238	37.92	PK2	35.6	-26.4	0	47.12	-	-	-	-	200	179	V

* - indicates frequency in CFR 47, Part 15 and Industry Canada RSS-Restricted Band.

PK2 - KDB558074 Method: Maximum Peak

MAv1 - KDB558074 Option 1 Maximum RMS Average



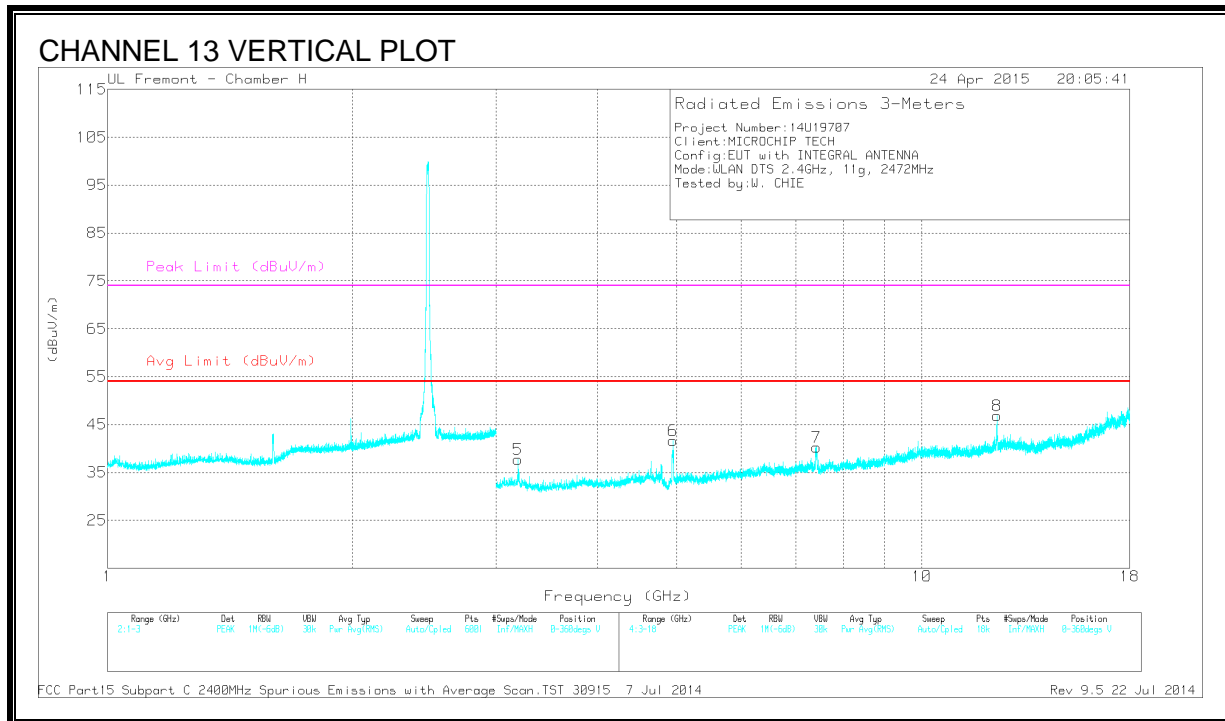
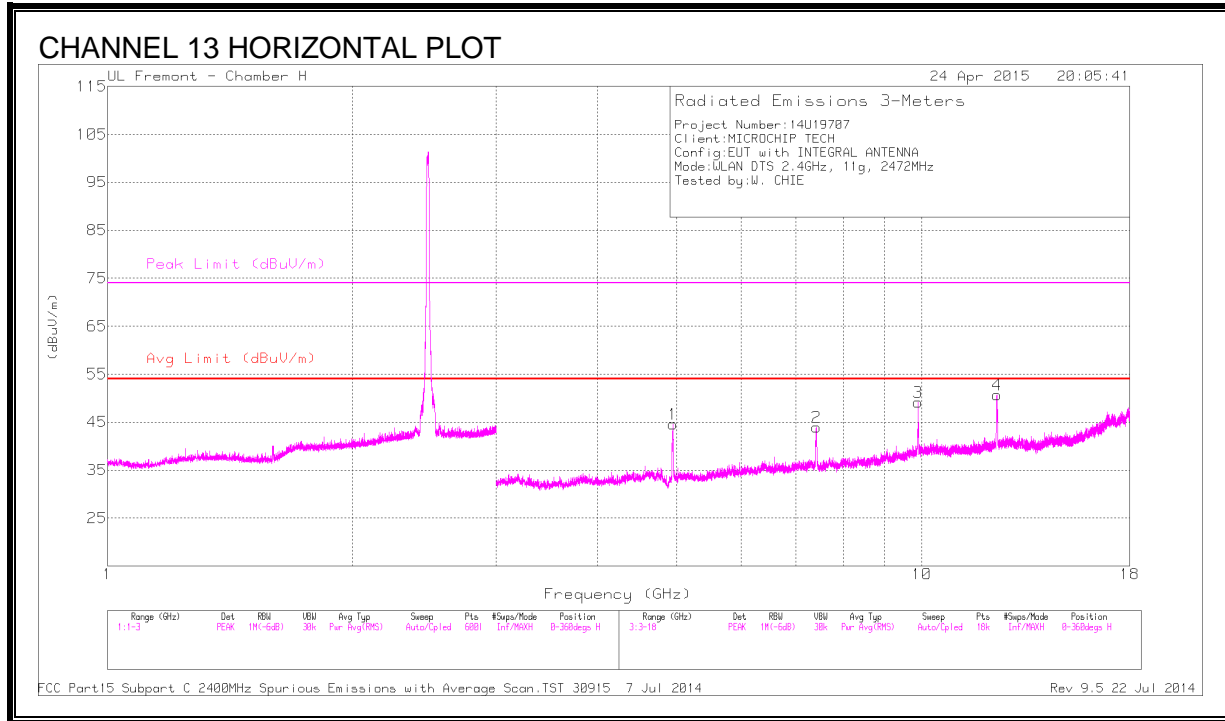
DATA

Marker	Frequency (GHz)	Meter Reading (dBuV)	Det	AF T120 (dB/m)	Amp/Cbl/Filtr/Pad (db)	DC Corr (dB)	Corrected Reading (dBuV/m)	Avg Limit (dBuV/m)	Margin (dB)	Peak Limit (dBuV/m)	PK Margin (dB)	Azimuth (Degs)	Height (cm)	Polarity
1	3.189	42.65	PK2	33.1	-28.9	0	46.85	-	-	-	-	190	180	H
2	* 4.825	52.09	PK2	34.1	-27.6	0	58.59	-	-	74	-15.41	174	109	H
	* 4.824	40.03	MAv1	34.1	-27.6	.13	46.66	54	-7.34	-	-	174	109	H
3	7.238	41.87	PK2	35.6	-26.4	0	51.07	-	-	-	-	241	118	H
4	9.648	36.03	PK2	37	-22.1	0	50.93	-	-	-	-	165	147	H
5	3.193	41.34	PK2	33.1	-28.9	0	45.54	-	-	-	-	226	217	V
6	* 4.825	51.63	PK2	34.1	-27.6	0	58.13	-	-	74	-15.87	280	143	V
	* 4.825	39.54	MAv1	34.1	-27.6	.13	46.17	54	-7.83	-	-	280	143	V
7	7.238	37.92	PK2	35.6	-26.4	0	47.12	-	-	-	-	200	179	V

* - indicates frequency in CFR 47, Part 15 and Industry Canada RSS-Restricted Band.

PK2 - KDB558074 Method: Maximum Peak

MAv1 - KDB558074 Option 1 Maximum RMS Average



DATA

Marker	Frequency (GHz)	Meter Reading (dBuV)	Det	AF T712 (dB/m)	Amp/Cb/ Fitr/Pad (dB)	DC Corr (dB)	Corrected Reading (dBuV/m)	Avg Limit (dBuV/m)	Margin (dB)	Peak Limit (dBuV/m)	PK Margin (dB)	Azimuth (Degs)	Height (cm)	Polarity
1	* 4.946	51.94	PK2	33.9	-31.9	0	53.94	-	-	74	-20.06	146	370	H
	* 4.945	39.96	MAv1	33.9	-31.9	.13	42.09	54	-11.91	-	-	146	370	H
2	* 7.423	48.16	PK2	35.4	-29.4	0	54.16	-	-	74	-19.84	111	112	H
	* 7.417	33.9	MAv1	35.4	-29.3	.13	40.13	54	-13.87	-	-	111	112	H
4	* 12.349	50.67	PK2	38.4	-25.7	0	63.37	-	-	74	-10.63	140	113	H
	* 12.363	33.42	MAv1	38.4	-25.7	.13	46.25	54	-7.75	-	-	140	113	H
6	* 4.938	50.95	PK2	33.9	-32	0	52.85	-	-	74	-21.15	129	330	V
	* 4.944	39.31	MAv1	33.9	-31.9	.13	41.44	54	-12.56	-	-	129	330	V
7	* 7.416	46.56	PK2	35.4	-29.2	0	52.76	-	-	74	-21.24	124	252	V
	* 7.416	32.87	MAv1	35.4	-29.2	.13	39.2	54	-14.8	-	-	124	252	V
8	* 12.358	47.99	PK2	38.4	-25.6	0	60.79	-	-	74	-13.21	149	161	V
	* 12.36	30.53	MAv1	38.4	-25.6	.13	43.46	54	-10.54	-	-	149	161	V
5	3.193	49.76	PK2	33.6	-33.5	0	49.86	-	-	-	-	178	161	V
3	9.889	42.4	PK2	37.2	-26.6	0	53	-	-	-	-	186	144	H

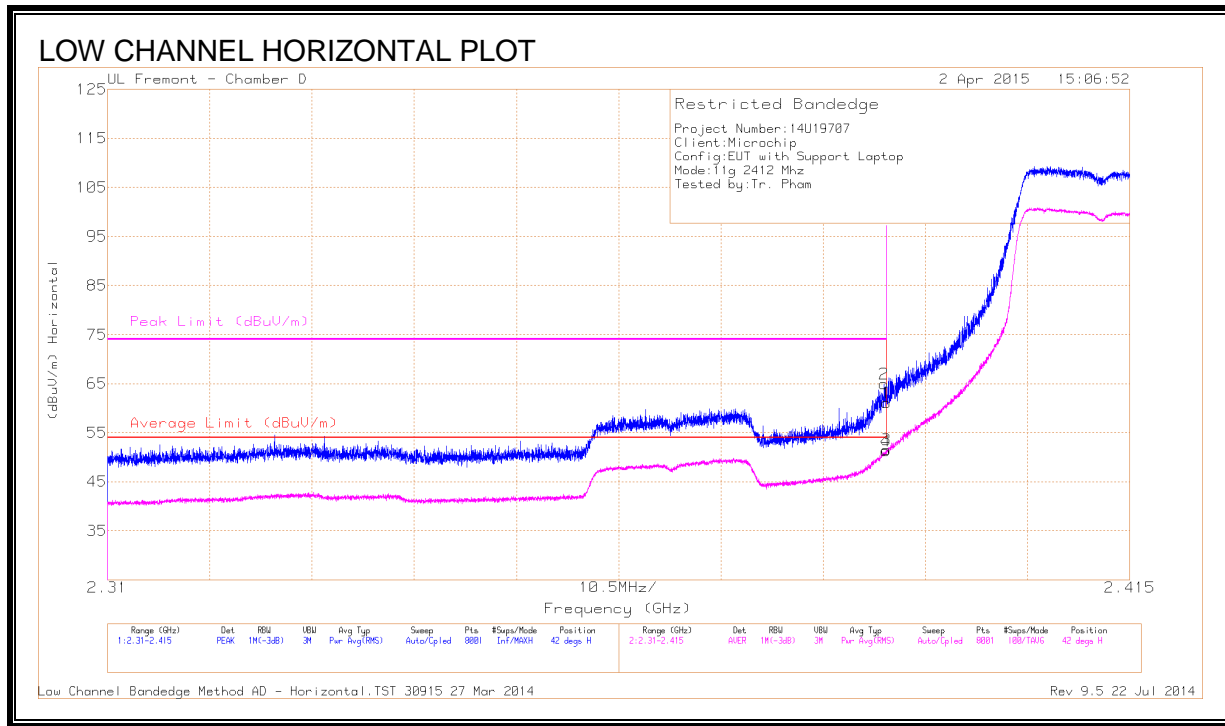
* - indicates frequency in CFR 47, Part 15 and Industry Canada RSS-Restricted Band.

PK2 - KDB558074 Method: Maximum Peak

MAv1 - KDB558074 Option 1 Maximum RMS Average

10.3.3. PCB ANTENNA

RESTRICTED BANDEDGE



DATA

Marker	Frequency (GHz)	Meter Reading (dBuV)	Det	AF T344 (dB/m)	Amp/Cb/ Fitr/Pad (dB)	DC Corr (dB)	Corrected Reading (dBuV/m)	Average Limit (dBuV/m)	Margin (dB)	Peak Limit (dBuV/m)	PK Margin (dB)	Azimuth (Degs)	Height (cm)	Polarity
1	* 2.39	49.72	PK	32.1	-20.7	0	61.12	-	-	74	-12.88	42	284	H
2	* 2.39	53.52	PK	32.1	-20.7	0	64.92	-	-	74	-9.08	42	284	H
3	* 2.39	40.08	RMS	32.1	-20.7	0.13	51.61	54	-2.39	-	-	42	284	H
4	* 2.39	39.9	RMS	32.1	-20.7	0.13	51.43	54	-2.57	-	-	42	284	H

* - indicates frequency in CFR 47, Part 15 and Industry Canada RSS-Restricted Band.

PK - Peak detector

RMS - RMS detection