

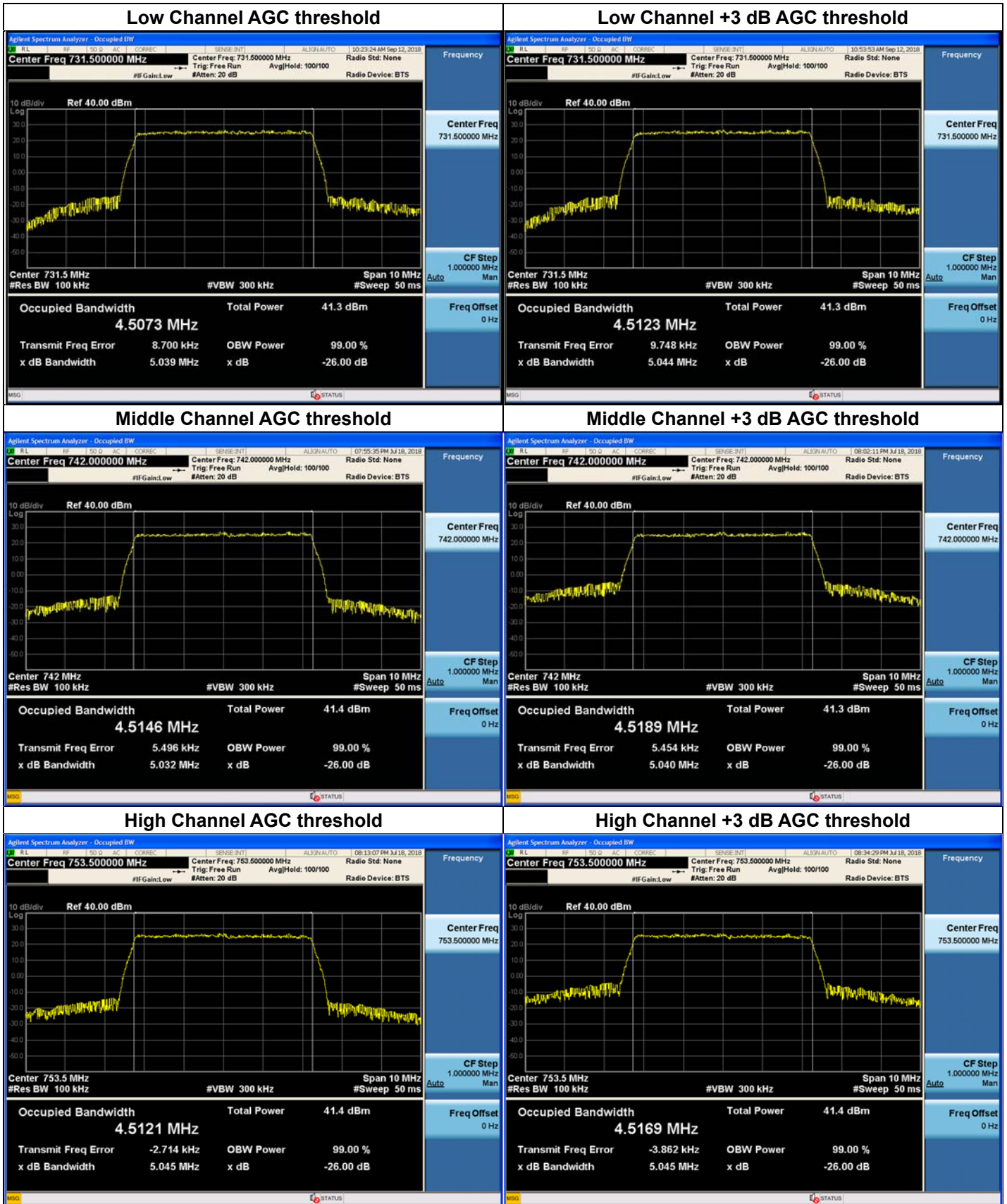
[Downlink Output_FirstNet]

FirstNet Band	Channel	Frequency (MHz)	OBW (MHz)
LTE 5 MHz AGC threshold	Low	760.50	4.5169
	High	765.50	4.5036
LTE 5 MHz +3dBm above the AGC threshold	Low	760.50	4.5186
	High	765.50	4.5020
LTE 10 MHz AGC threshold	Middle	763.00	8.9996
LTE 10 MHz +3dBm above the AGC threshold	Middle	763.00	8.9982

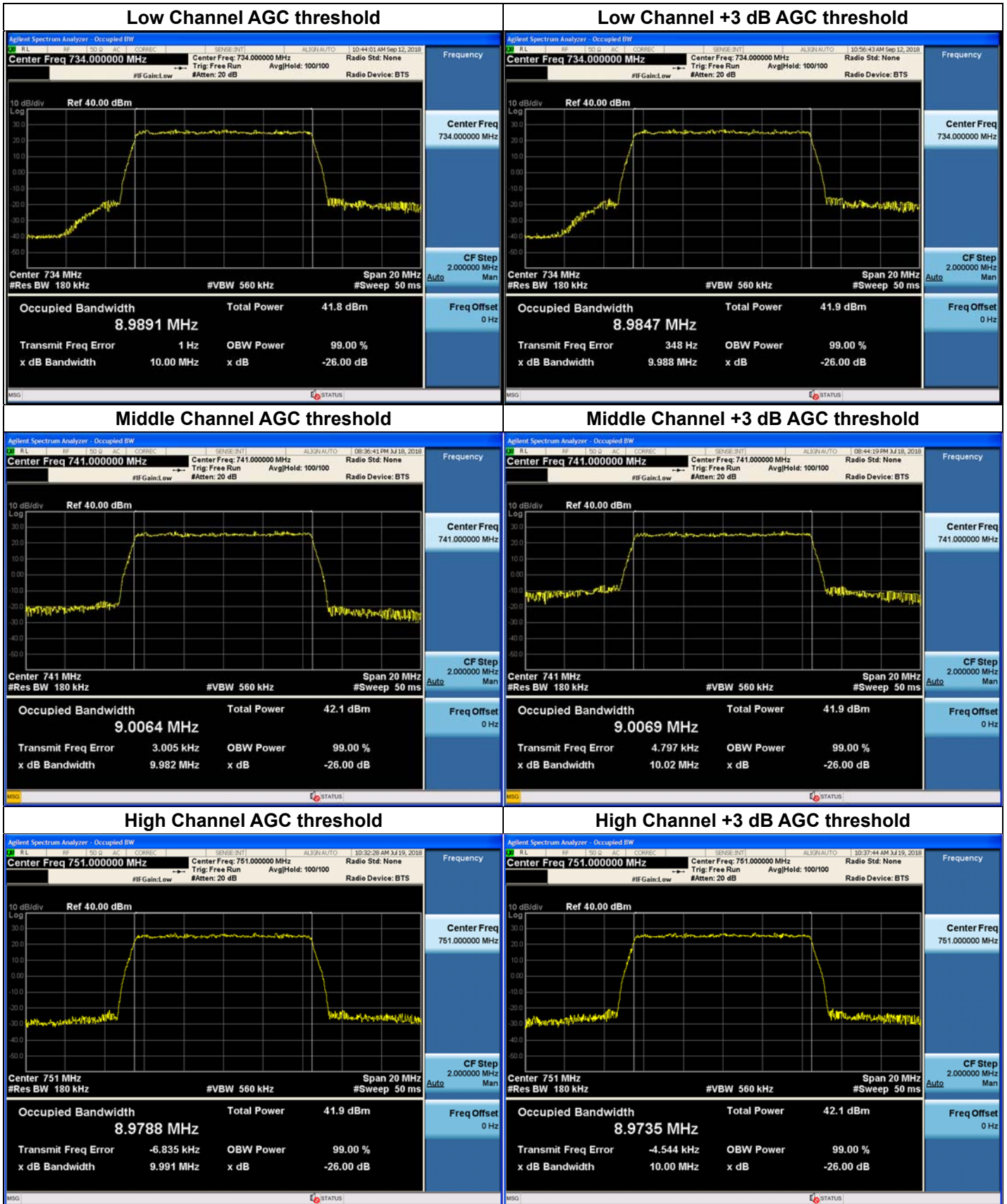
[Downlink Input_FirstNet]

FirstNet Band	Channel	Frequency (MHz)	OBW (MHz)
LTE 5 MHz AGC threshold	Low	760.50	4.5078
	High	765.50	4.5101
LTE 10 MHz AGC threshold	Middle	763.00	8.9963

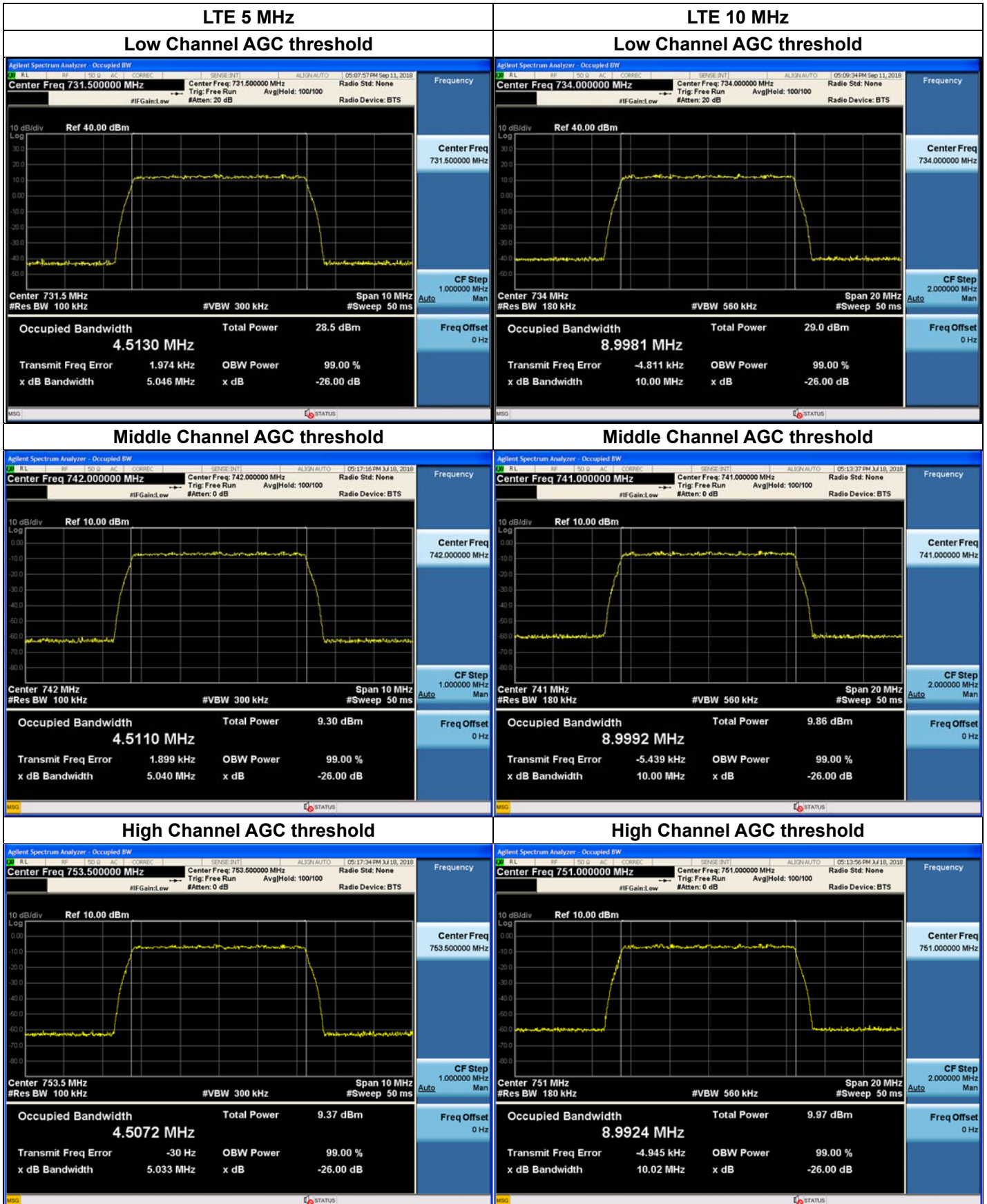
Plots of Output Occupied Bandwidth for LTE 5 MHz_700 LTE Band



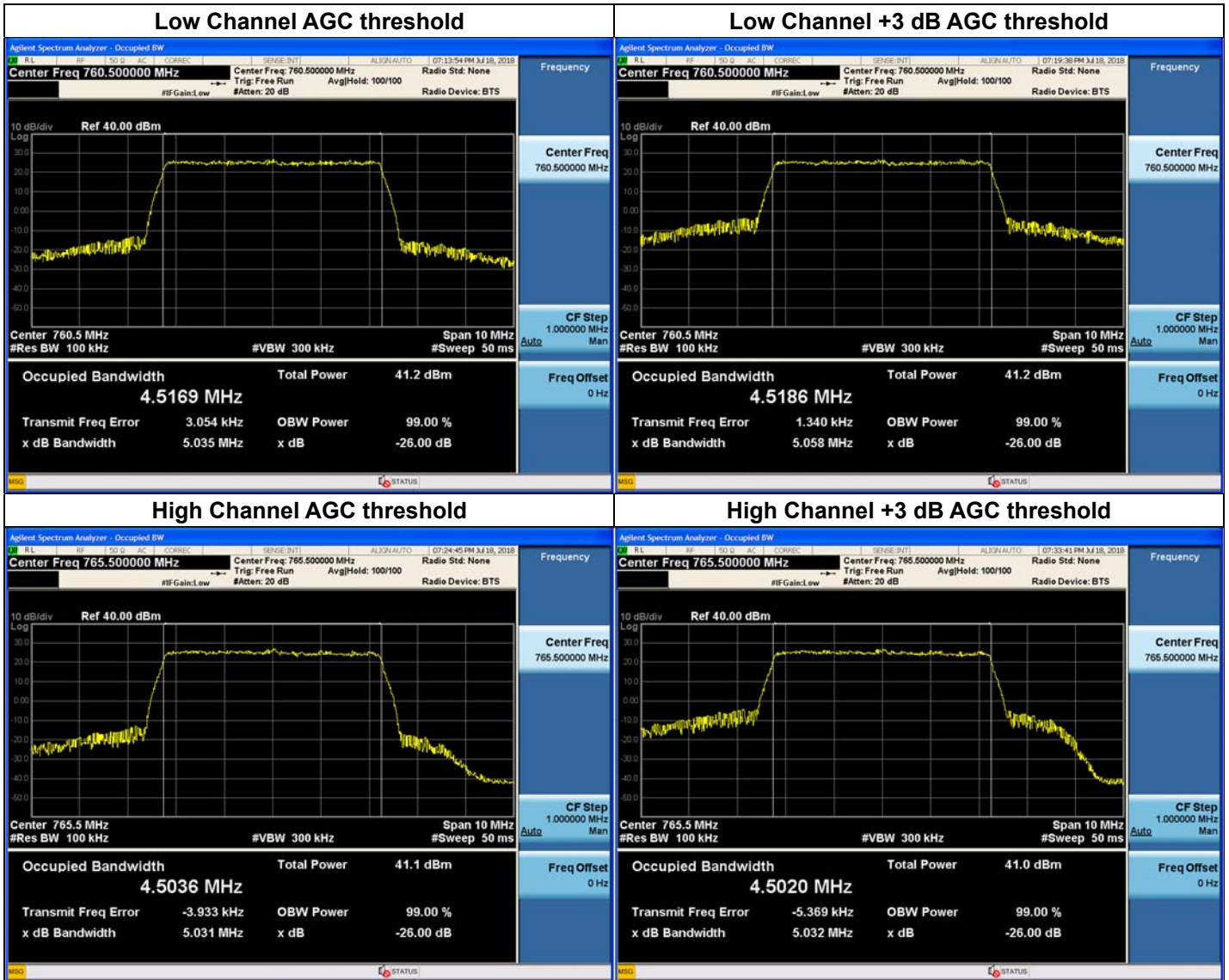
Plots of Output Occupied Bandwidth for LTE 10 MHz_700 LTE Band



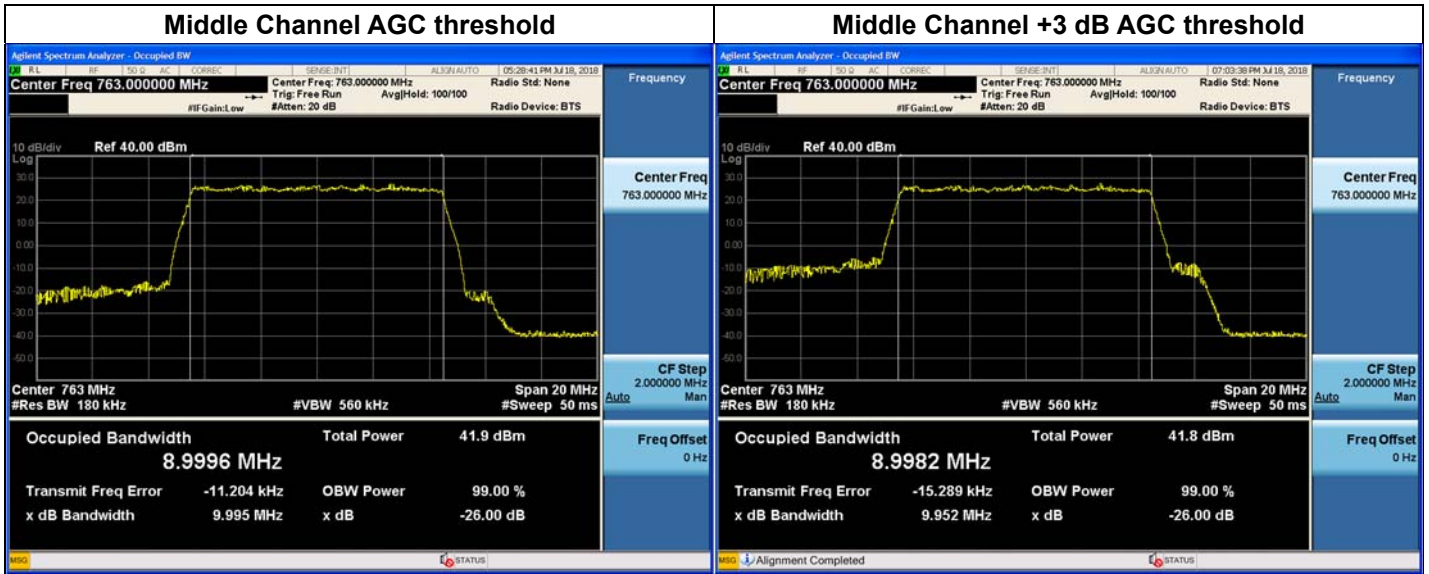
Plots of Input Occupied Bandwidth for LTE_700 LTE Band



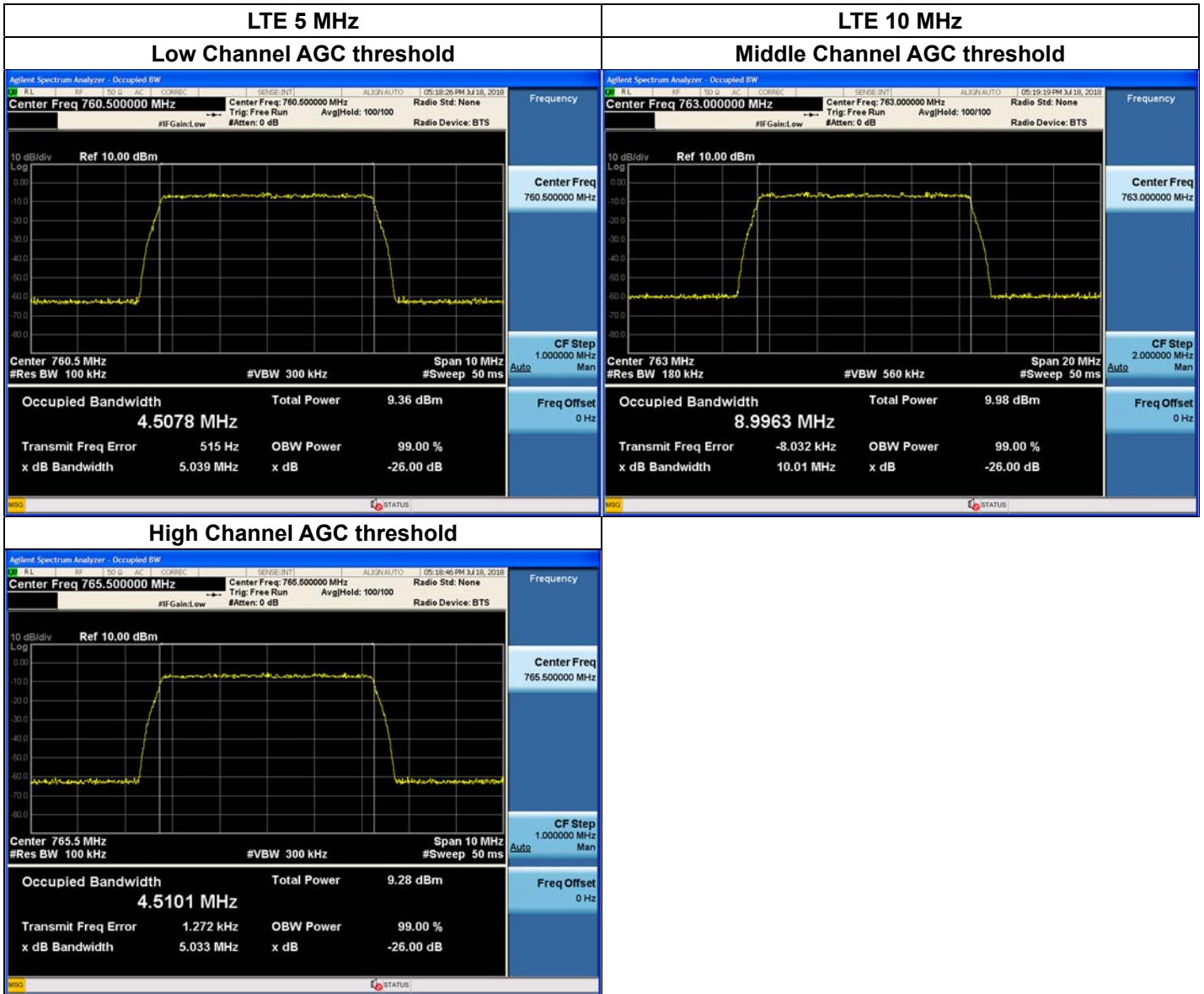
Plots of Output Occupied Bandwidth for LTE 5 MHz_FirstNet Band



Plots of Output Occupied Bandwidth for LTE 10 MHz_FirstNet Band



Plots of Input Occupied Bandwidth for LTE_FirstNet Band



Test Results:

[Downlink Output_800 IDEN]

800 IDEN Band	Channel	Frequency (MHz)	OBW (MHz)
LTE 5 MHz AGC threshold	Low	864.50	4.5086
	High	866.50	4.5062
LTE 5 MHz +3dBm above the AGC threshold	Low	864.50	4.5086
	High	866.50	4.5096
CDMA AGC threshold	Low	863.25	1.2431
	Middle	865.50	1.2409
	High	867.75	1.2420
CDMA +3dBm above the AGC threshold	Low	863.25	1.2421
	Middle	865.50	1.2391
	High	867.75	1.2466

[Downlink Input_800 IDEN]

800 IDEN Band	Channel	Frequency (MHz)	OBW (MHz)
LTE 5 MHz AGC threshold	Low	864.50	4.5090
	High	866.50	4.5097
CDMA AGC threshold	Low	863.25	1.2389
	Middle	865.50	1.2425
	High	867.75	1.2445

[Downlink Output_850 CEL]

850 CEL Band	Channel	Frequency (MHz)	OBW (MHz)
LTE 5 MHz AGC threshold	Low	871.50	4.5108
	Middle	881.50	4.5119
	High	891.50	4.5020
LTE 5 MHz +3dBm above the AGC threshold	Low	871.50	4.5141
	Middle	881.50	4.5110
	High	891.50	4.5046
LTE 10 MHz AGC threshold	Low	874.00	8.9842
	Middle	881.50	8.9935
	High	889.00	8.9781
LTE 10 MHz +3dBm above the AGC threshold	Low	874.00	8.9854
	Middle	881.50	8.9941
	High	889.00	8.9729
WCDMA AGC threshold	Low	871.50	4.1792
	Middle	881.50	4.1819
	High	891.50	4.1670
WCDMA +3dBm above the AGC threshold	Low	871.50	4.1713
	Middle	881.50	4.1843
	High	891.50	4.1721
CDMA AGC threshold	Low	870.25	1.2383
	Middle	881.50	1.2460
	High	892.75	1.2394
CDMA +3dBm above the AGC threshold	Low	870.25	1.2377
	Middle	881.50	1.2441
	High	892.75	1.2418

[Downlink Input_850 CEL]

850 CEL Band	Channel	Frequency (MHz)	OBW (MHz)
LTE 5 MHz AGC threshold	Low	871.50	4.5120
	Middle	881.50	4.5190
	High	891.50	4.5125
LTE 10 MHz AGC threshold	Low	874.00	8.9987
	Middle	881.50	8.9961
	High	889.00	8.9991
WCDMA AGC threshold	Low	871.50	4.1765
	Middle	881.50	4.1794
	High	891.50	4.1822
CDMA AGC threshold	Low	870.25	1.2406
	Middle	881.50	1.2452
	High	892.75	1.2452

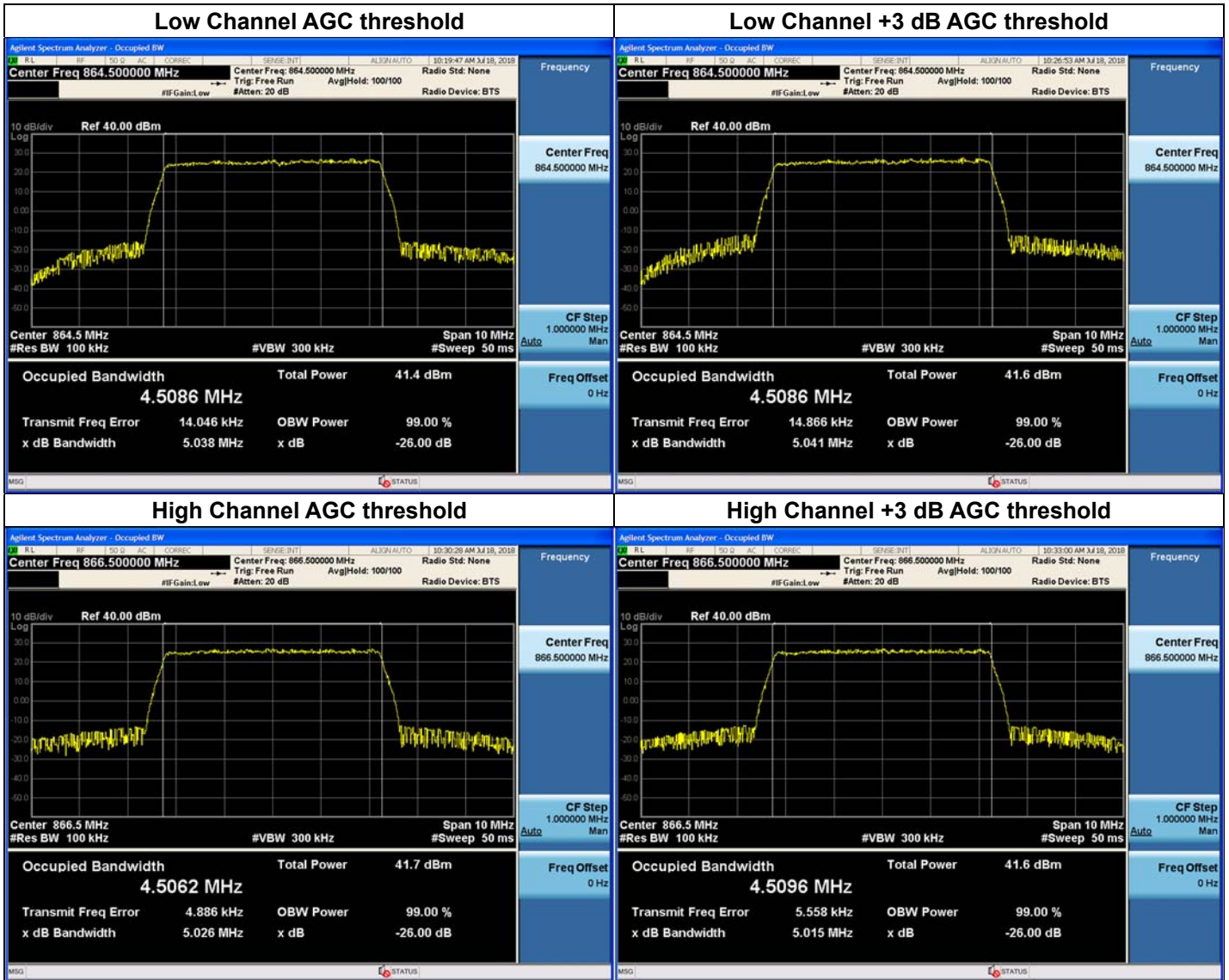
[Downlink Output_800 MHz PLMR]

800 MHz PLMR Band	Channel	Frequency (MHz)	OBW (kHz)
P25 Phase 2	Low	862.003125	4.834
	Middle	865.500000	4.845
	High	868.996875	4.839
P25 Phase 2 +3dB above the AGC threshold	Low	862.003125	4.827
	Middle	865.500000	4.829
	High	868.996875	4.845

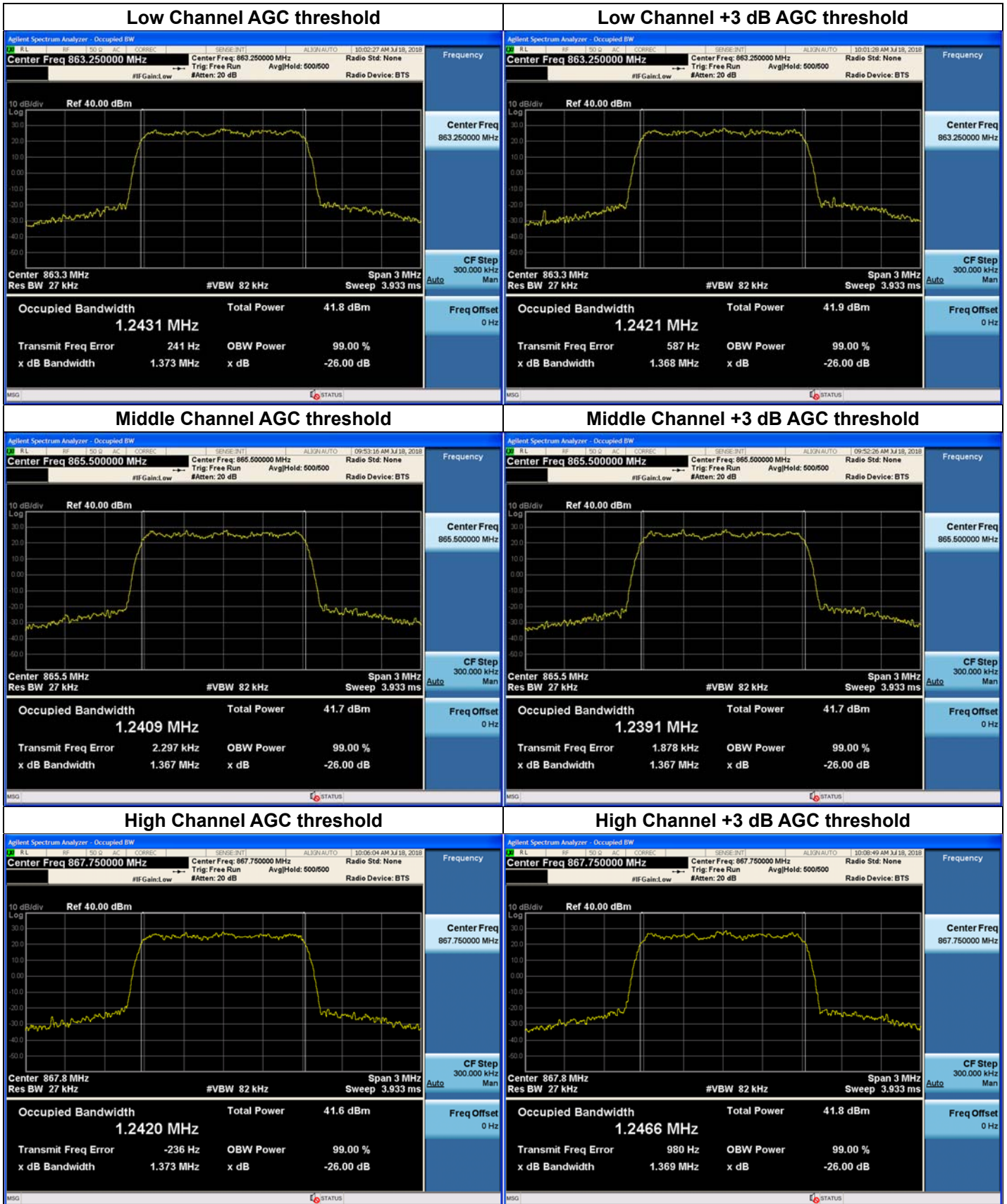
[Downlink Input_800 MHz PLMR]

800 MHz PLMR Band	Channel	Frequency (MHz)	OBW (kHz)
P25 Phase 2	Low	862.003125	4.824
	Middle	865.500000	4.823
	High	868.996875	4.834

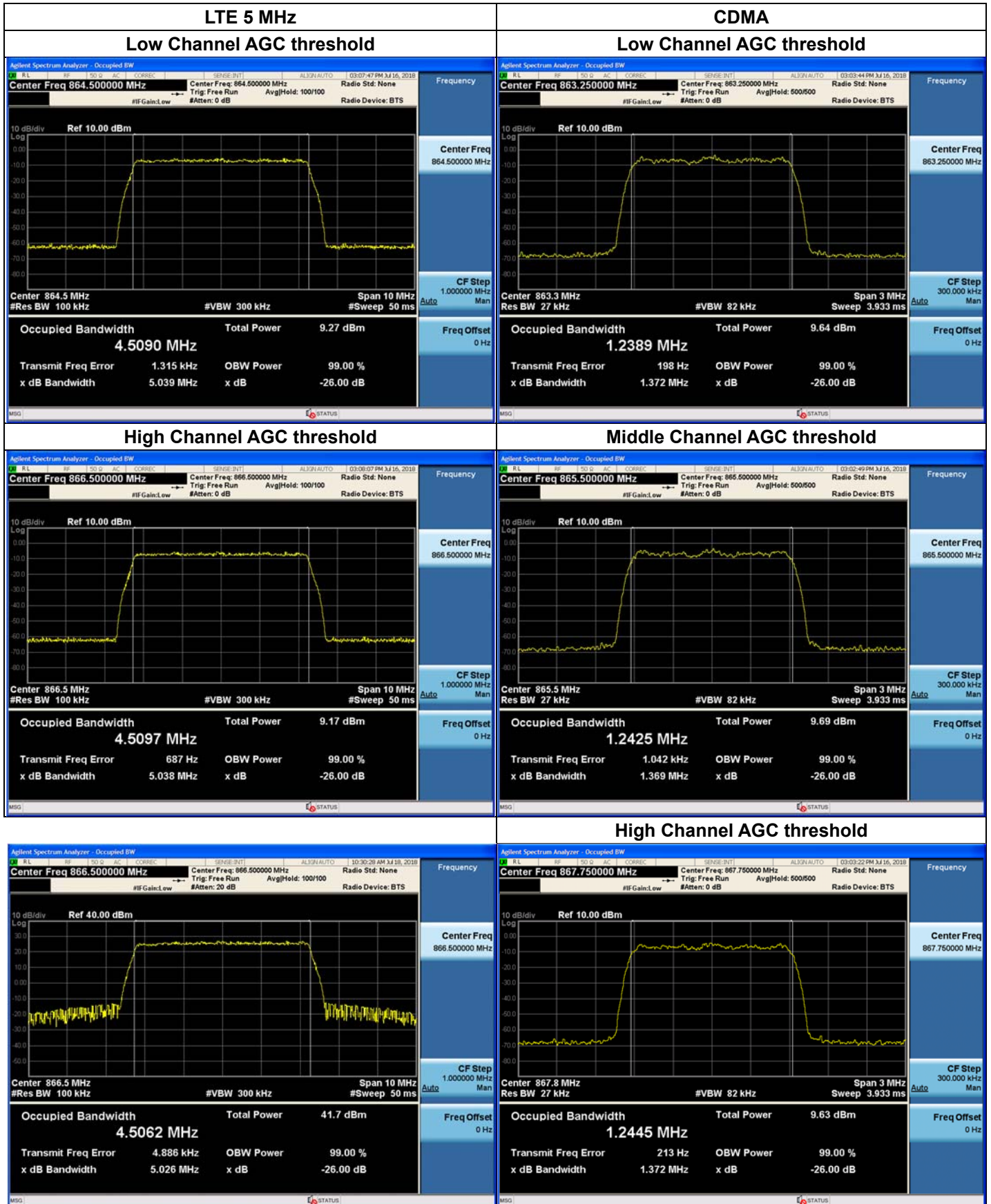
Plots of Output Occupied Bandwidth for LTE 5 MHz_800 IDEN Band



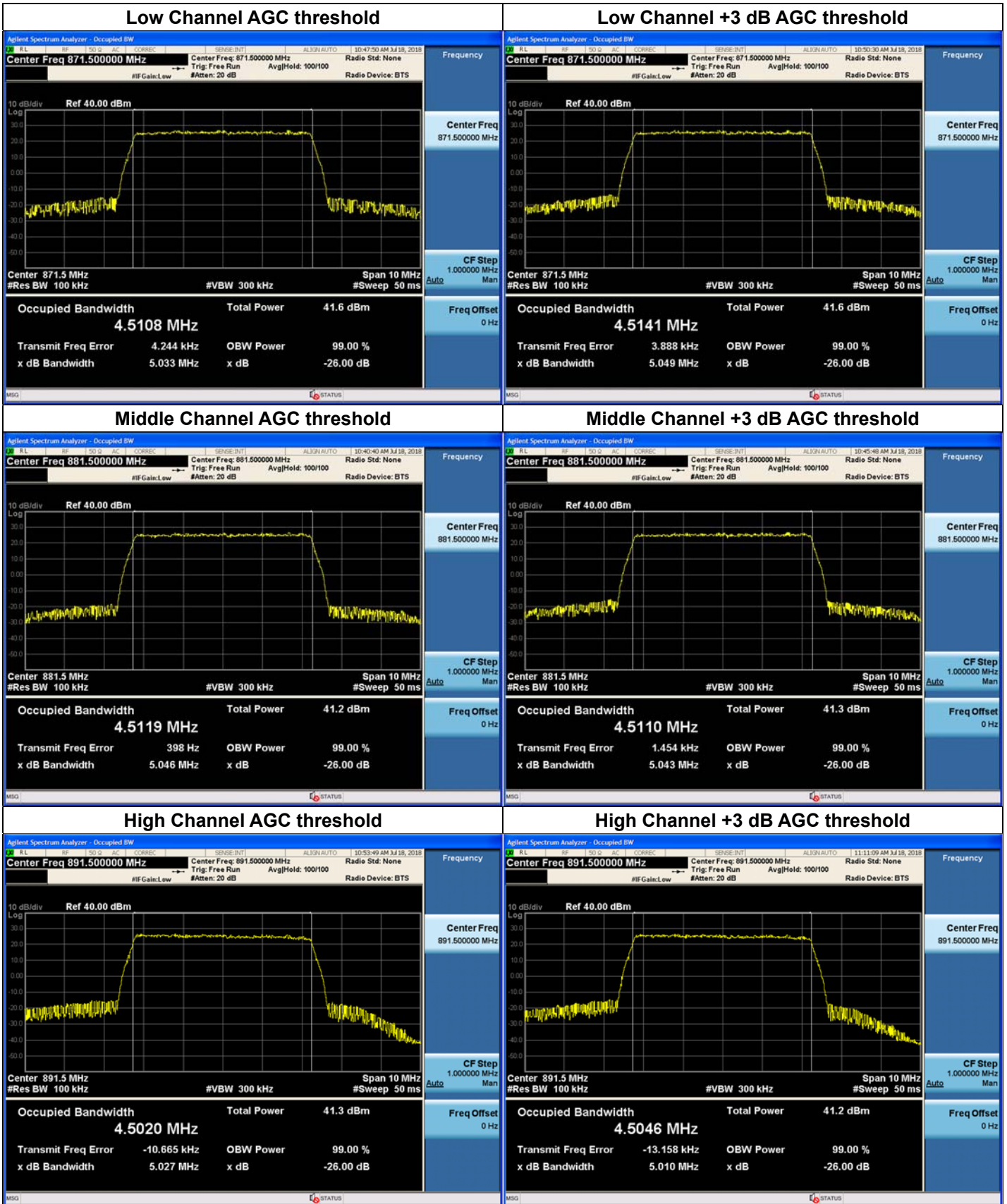
Plots of Output Occupied Bandwidth for CDMA_800 IDEN Band



Plots of Input Occupied Bandwidth for LTE 5 MHz and CDMA_800 IDEN Band



Plots of Output Occupied Bandwidth for LTE 5 MHz_850 CEL Band



Plots of Output Occupied Bandwidth for LTE 10 MHz_850 CEL Band

