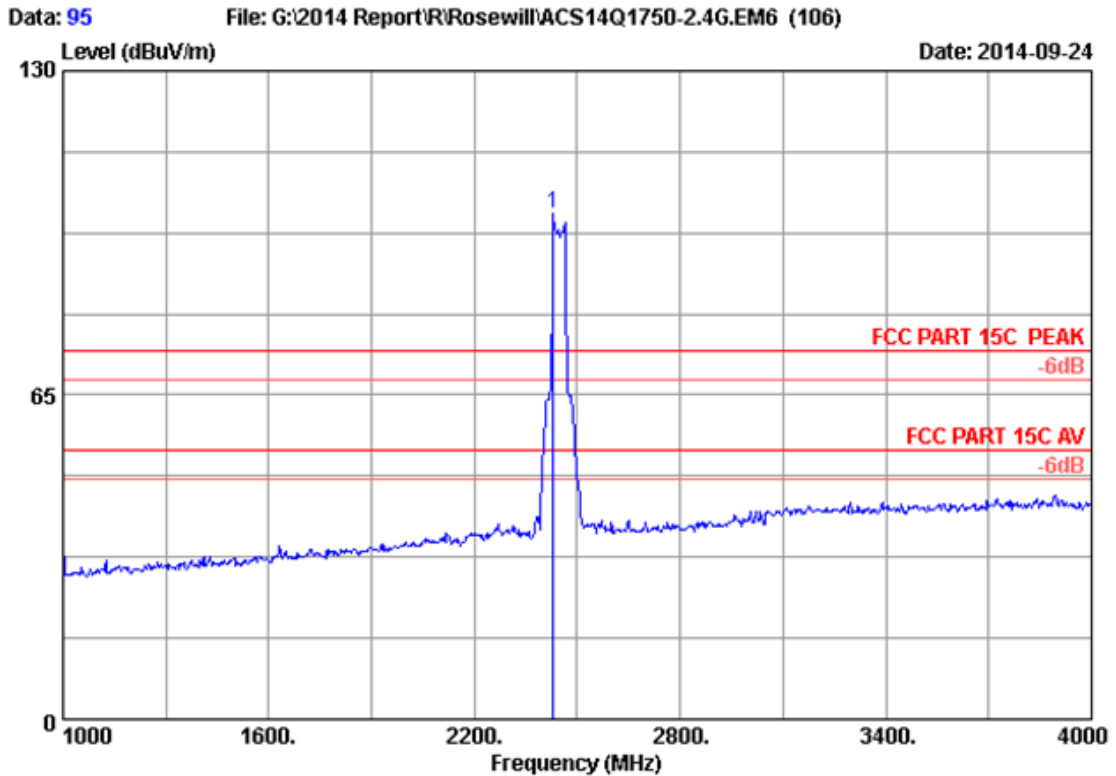


Site no. : 3m Chamber Data no. : 94
 Dis. / Ant. : 3m 2014 3115 (4580) Ant. pol. : HORIZONTAL
 Limit : FCC PART 15C PEAK
 Env. / Ins. : 24°C/56% Engineer : Leo-Li
 EUT : AC750 Wireless Dual Band Gigabit Router
 Power Rating : DC 12V From Adapter Input AC 120V/60Hz
 Test Mode : IEEE802.11nHT40 2437MHz Tx
 M/N : RNX-AC750RT

No.	Freq. (MHz)	Ant. Factor (dB/m)	Cable Loss (dB)	AMP factor (dB)	Reading (dBuV)	Emission Level (dBuV/m)	Limits (dBuV/m)	Margin (dB)	Remark
1	4874.000	32.97	8.63	35.70	42.97	48.87	74.00	25.13	Peak
2	4874.000	32.97	8.63	35.70	32.15	38.05	54.00	15.95	Average

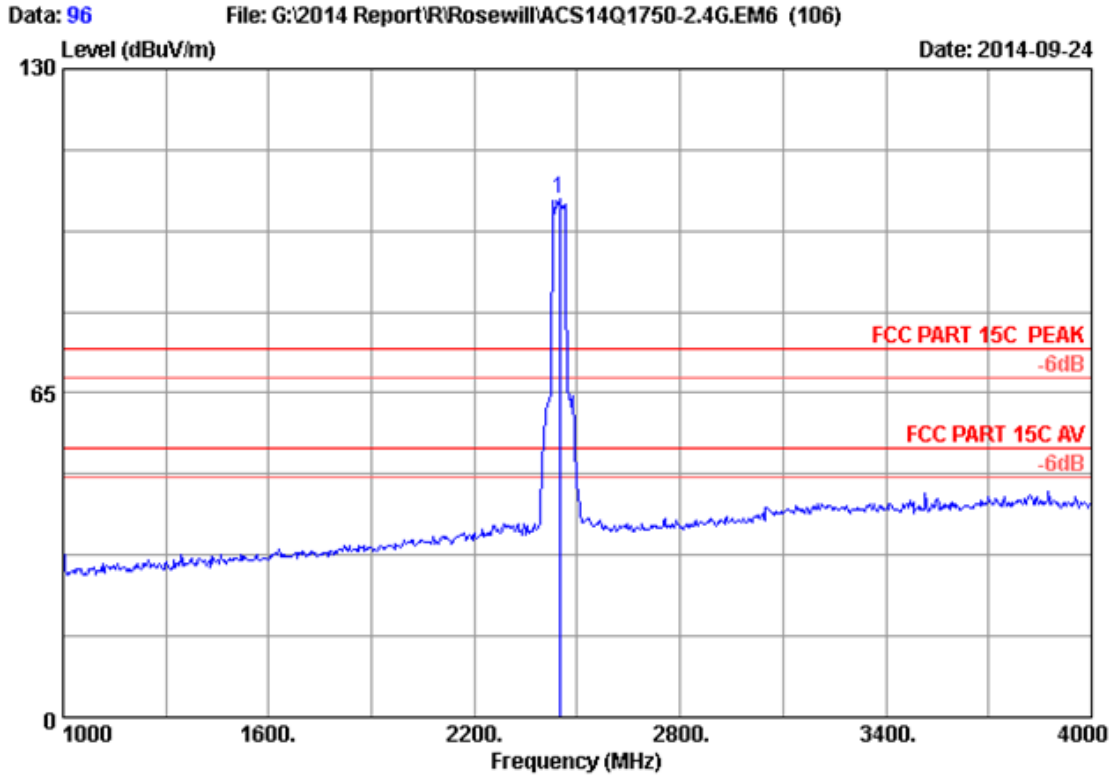
Remarks: 1. Emission Level= Antenna Factor + Cable Loss + Reading - Amp Factor
 2. The emission levels that are 20dB below the official limit are not reported.



Site no. : 3m Chamber Data no. : 95
 Dis. / Ant. : 3m 2014 3115 (4580) Ant. pol. : HORIZONTAL
 Limit : FCC PART 15C PEAK
 Env. / Ins. : 24°C/56% Engineer : Leo-Li
 EUT : AC750 Wireless Dual Band Gigabit Router
 Power Rating : DC 12V From Adapter Input AC 120V/60Hz
 Test Mode : IEEE802.11nHT40 2452MHz Tx
 M/N : RNX-AC750RT

No.	Freq. (MHz)	Ant. Factor (dB/m)	Cable Loss (dB)	AMP factor (dB)	Reading (dBuV)	Emission Level (dBuV/m)	Limits (dBuV/m)	Margin (dB)	Remark
1	2431.000	28.25	5.84	35.70	102.86	101.25	74.00	-27.25	Peak

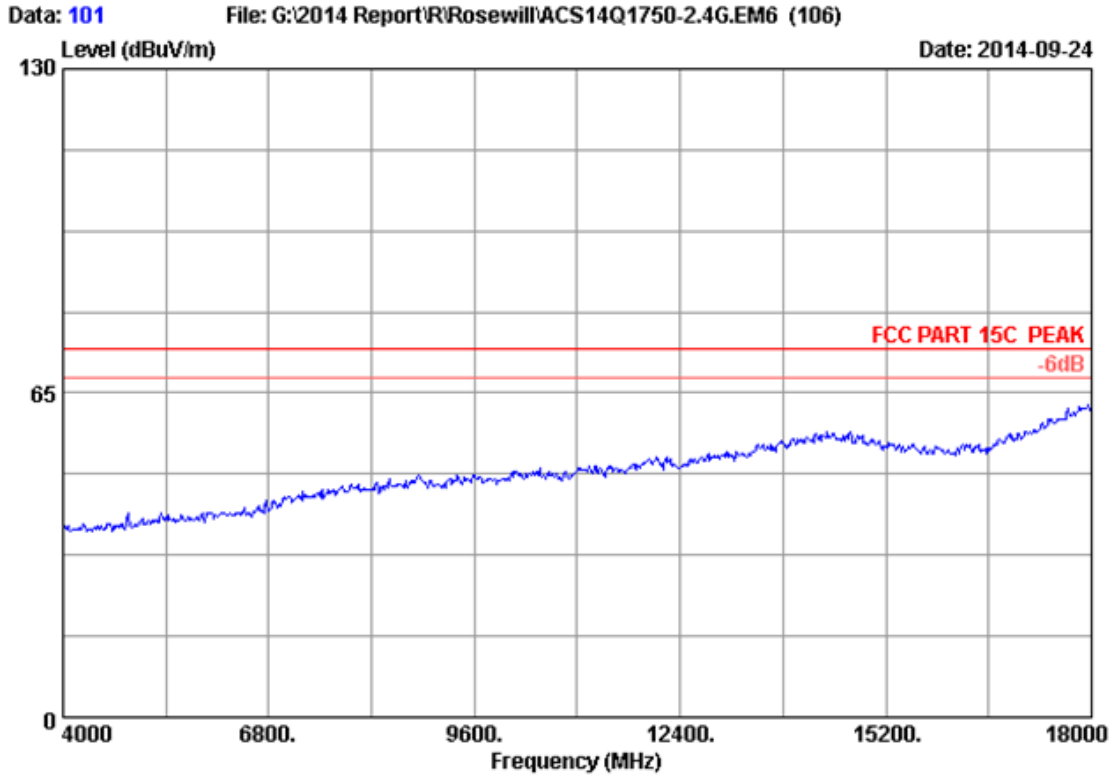
Remarks: 1. Emission Level= Antenna Factor + Cable Loss + Reading - Amp Factor
 2. The emission levels that are 20dB below the official limit are not reported.



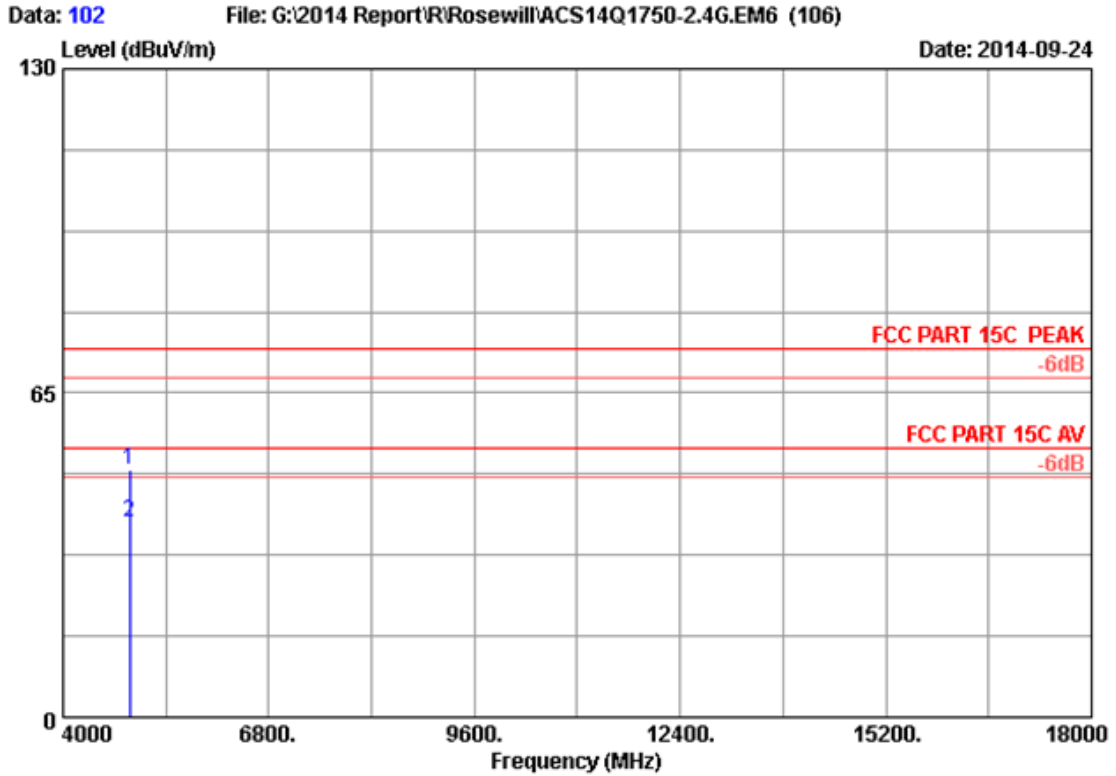
Site no. : 3m Chamber Data no. : 96
 Dis. / Ant. : 3m 2014 3115 (4580) Ant. pol. : VERTICAL
 Limit : FCC PART 15C PEAK
 Env. / Ins. : 24°C/56% Engineer : Leo-Li
 EUT : AC750 Wireless Dual Band Gigabit Router
 Power Rating : DC 12V From Adapter Input AC 120V/60Hz
 Test Mode : IEEE802.11nHT40 2452MHz Tx
 M/N : RNX-AC750RT

No.	Freq. (MHz)	Ant. Factor (dB/m)	Cable Loss (dB)	AMP factor (dB)	Reading (dBuV)	Emission Level (dBuV/m)	Limits (dBuV/m)	Margin (dB)	Remark
1	2449.000	28.29	5.87	35.70	105.55	104.01	74.00	-30.01	Peak

Remarks: 1. Emission Level= Antenna Factor + Cable Loss + Reading -Amp Factor
 2. The emission levels that are 20dB below the official limit are not reported.



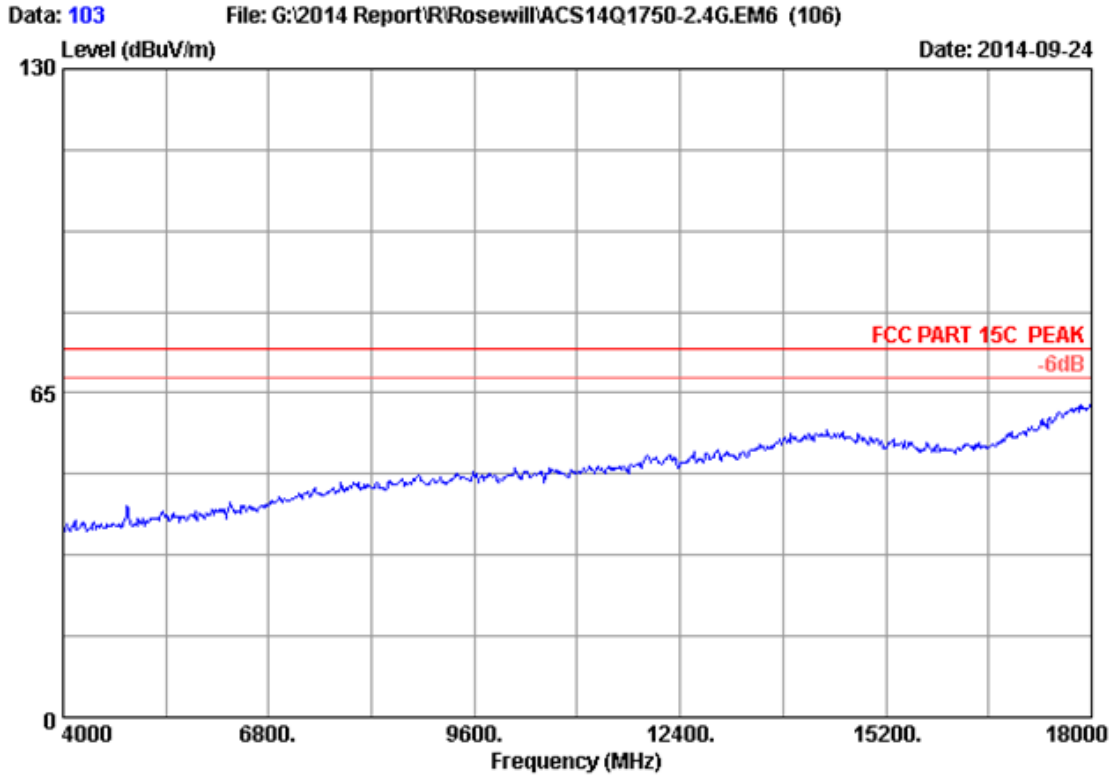
Site no. : 3m Chamber Data no. : 101
Dis. / Ant. : 3m 2014 3115 (4580) Ant. pol. : VERTICAL
Limit : FCC PART 15C PEAK
Env. / Ins. : 24°C/56% Engineer : Leo-Li
EUT : AC750 Wireless Dual Band Gigabit Router
Power Rating : DC 12V From Adapter Input AC 120V/60Hz
Test Mode : IEEE802.11nHT40 2452MHz Tx
M/N : RNX-AC750RT



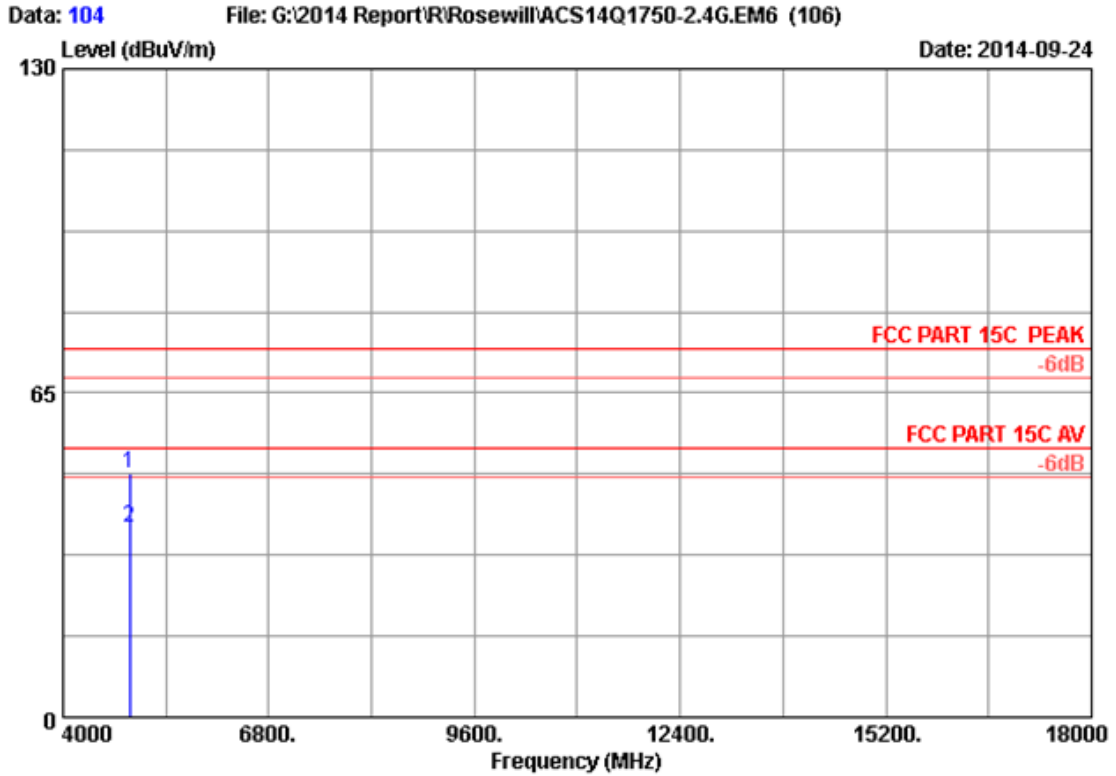
Site no. : 3m Chamber Data no. : 102
 Dis. / Ant. : 3m 2014 3115 (4580) Ant. pol. : VERTICAL
 Limit : FCC PART 15C PEAK
 Env. / Ins. : 24°C/56% Engineer : Leo-Li
 EUT : AC750 Wireless Dual Band Gigabit Router
 Power Rating : DC 12V From Adapter Input AC 120V/60Hz
 Test Mode : IEEE802.11nHT40 2452MHz Tx
 M/N : RNX-AC750RT

No.	Freq. (MHz)	Ant. Factor (dB/m)	Cable Loss (dB)	AMP factor (dB)	Reading (dBuV)	Emission Level (dBuV/m)	Limits (dBuV/m)	Margin (dB)	Remark
1	4904.000	33.03	8.66	35.70	43.46	49.45	74.00	24.55	Peak
2	4904.000	33.03	8.66	35.70	33.15	39.14	54.00	14.86	Average

Remarks: 1. Emission Level= Antenna Factor + Cable Loss + Reading - Amp Factor
 2. The emission levels that are 20dB below the official limit are not reported.



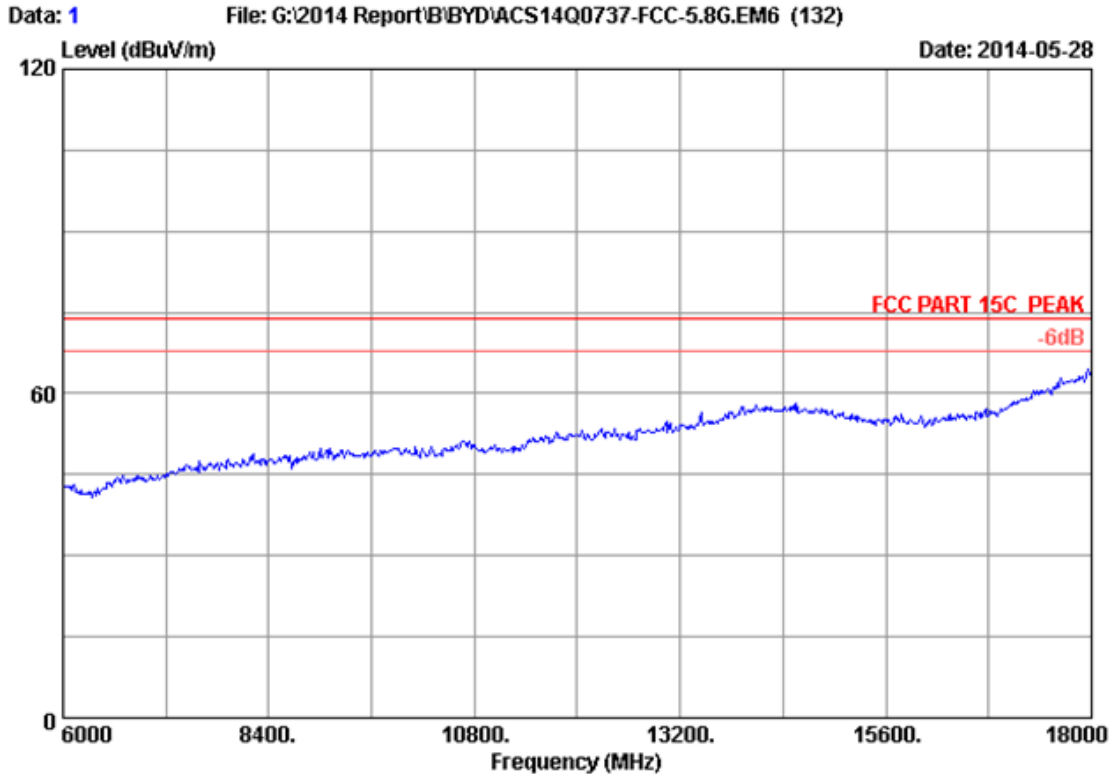
Site no. : 3m Chamber Data no. : 103
Dis. / Ant. : 3m 2014 3115 (4580) Ant. pol. : HORIZONTAL
Limit : FCC PART 15C PEAK
Env. / Ins. : 24°C/56% Engineer : Leo-Li
EUT : AC750 Wireless Dual Band Gigabit Router
Power Rating : DC 12V From Adapter Input AC 120V/60Hz
Test Mode : IEEE802.11nHT40 2452MHz Tx
M/N : RNX-AC750RT



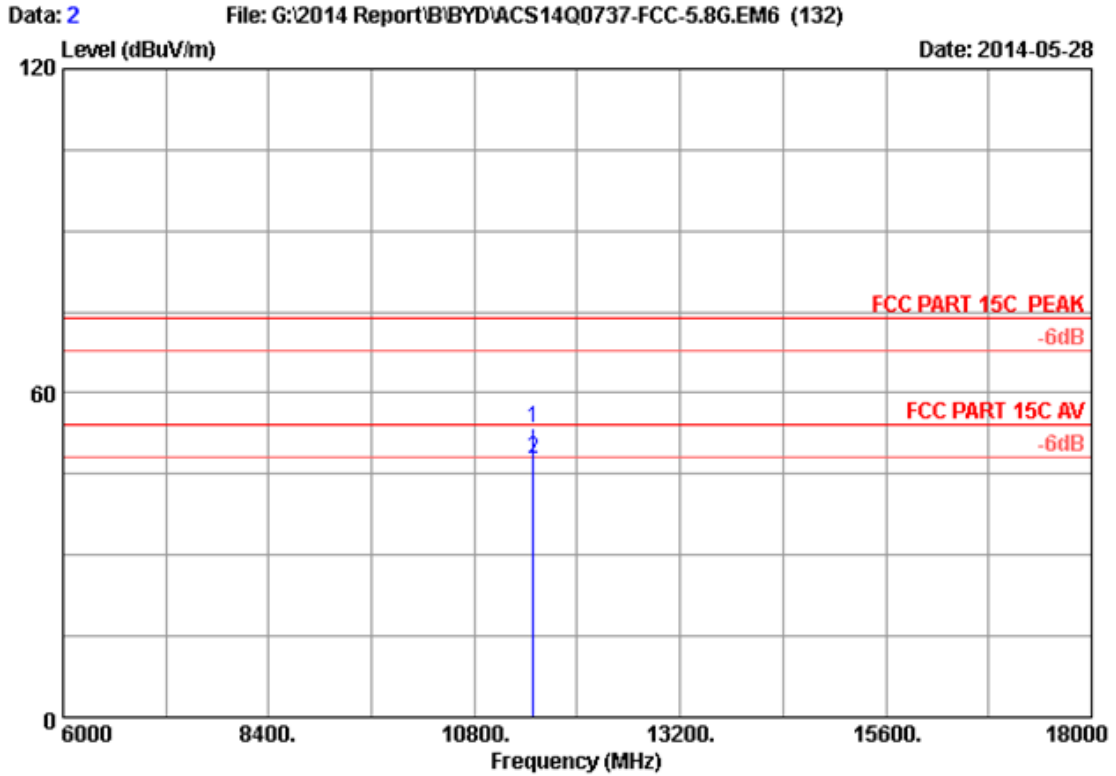
Site no. : 3m Chamber Data no. : 104
 Dis. / Ant. : 3m 2014 3115 (4580) Ant. pol. : HORIZONTAL
 Limit : FCC PART 15C PEAK
 Env. / Ins. : 24°C/56% Engineer : Leo-Li
 EUT : AC750 Wireless Dual Band Gigabit Router
 Power Rating : DC 12V From Adapter Input AC 120V/60Hz
 Test Mode : IEEE802.11nHT40 2452MHz Tx
 M/N : RNX-AC750RT

No.	Freq. (MHz)	Ant. Factor (dB/m)	Cable Loss (dB)	AMP factor (dB)	Reading (dBuV)	Emission Level (dBuV/m)	Limits (dBuV/m)	Margin (dB)	Remark
1	4904.000	33.03	8.66	35.70	42.88	48.87	74.00	25.13	Peak
2	4904.000	33.03	8.66	35.70	31.92	37.91	54.00	16.09	Average

Remarks: 1. Emission Level= Antenna Factor + Cable Loss + Reading - Amp Factor
 2. The emission levels that are 20dB below the official limit are not reported.

5.8G:**Frequency: 1GHz~18GHz**

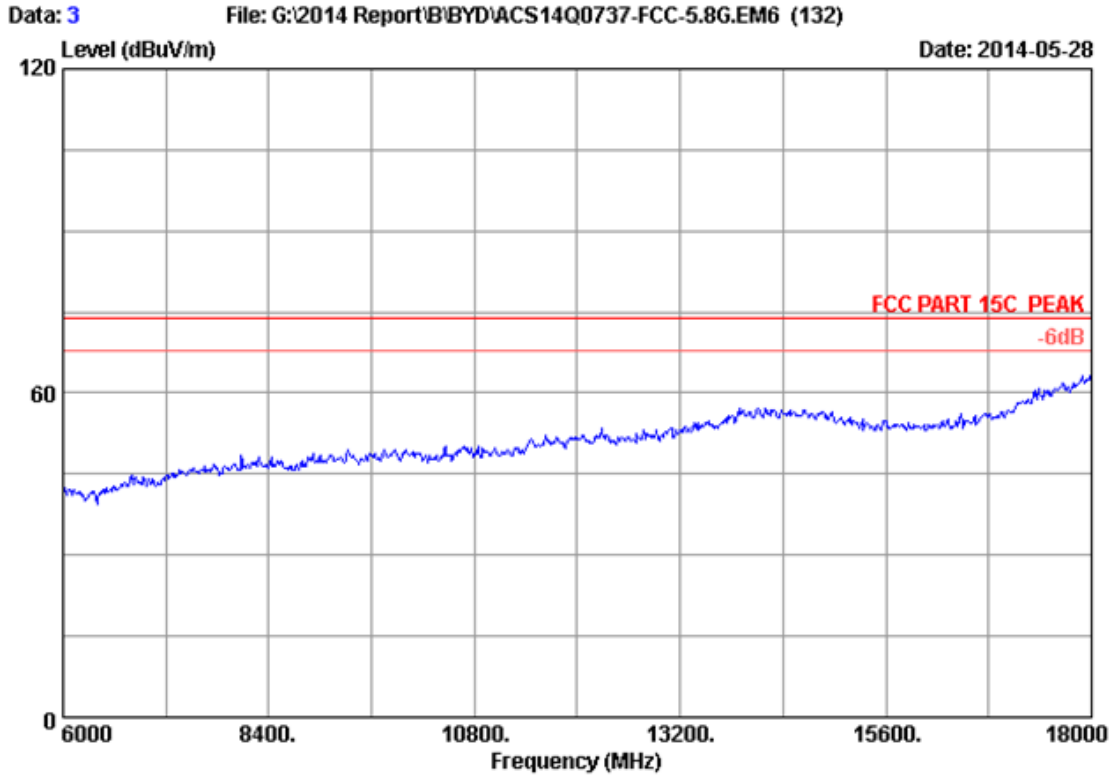
Site no. : 3m Chamber Data no. : 1
Dis. / Ant. : 3m 2013 3115 (4580) Ant. pol. : VERTICAL
Limit : FCC PART 15C PEAK
Env. / Ins. : 24*C/56% Engineer : Kevin_HMJ
EUT : Dell Cast Adapter
Power Rating : DC 5V From PC Input AC 120V/60Hz
Test Mode : IEEE802.11a CH149 5745MHz Tx
M/N : BEL01



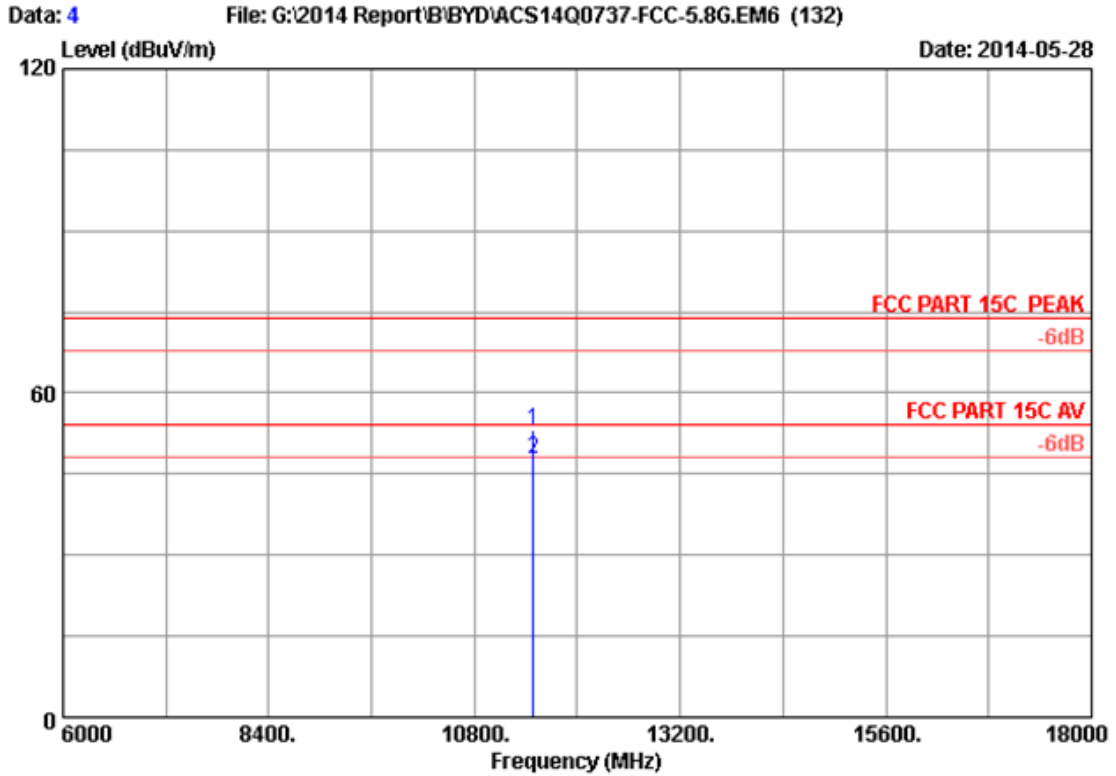
Site no. : 3m Chamber Data no. : 2
 Dis. / Ant. : 3m 2013 3115 (4580) Ant. pol. : VERTICAL
 Limit : FCC PART 15C PEAK
 Env. / Ins. : 24°C/56% Engineer : Kevin_HMJ
 EUT : Dell Cast Adapter
 Power Rating : DC 5V From PC Input AC 120V/60Hz
 Test Mode : IEEE802.11a CH149 5745MHz Tx
 M/N : BEL01

No.	Freq. (MHz)	Ant. Factor (dB/m)	Cable Loss (dB)	AMP factor (dB)	Reading (dBuV)	Emission Level (dBuV/m)	Limits (dBuV/m)	Margin (dB)	Remark
1	11490.000	38.69	13.28	35.28	36.68	53.37	74.00	20.63	Peak
2	11490.000	38.69	13.28	35.28	31.09	47.78	54.00	6.22	Average

Remarks: 1. Emission Level= Antenna Factor + Cable Loss + Reading - Amp Factor
 2. The emission levels that are 20dB below the official limit are not reported.



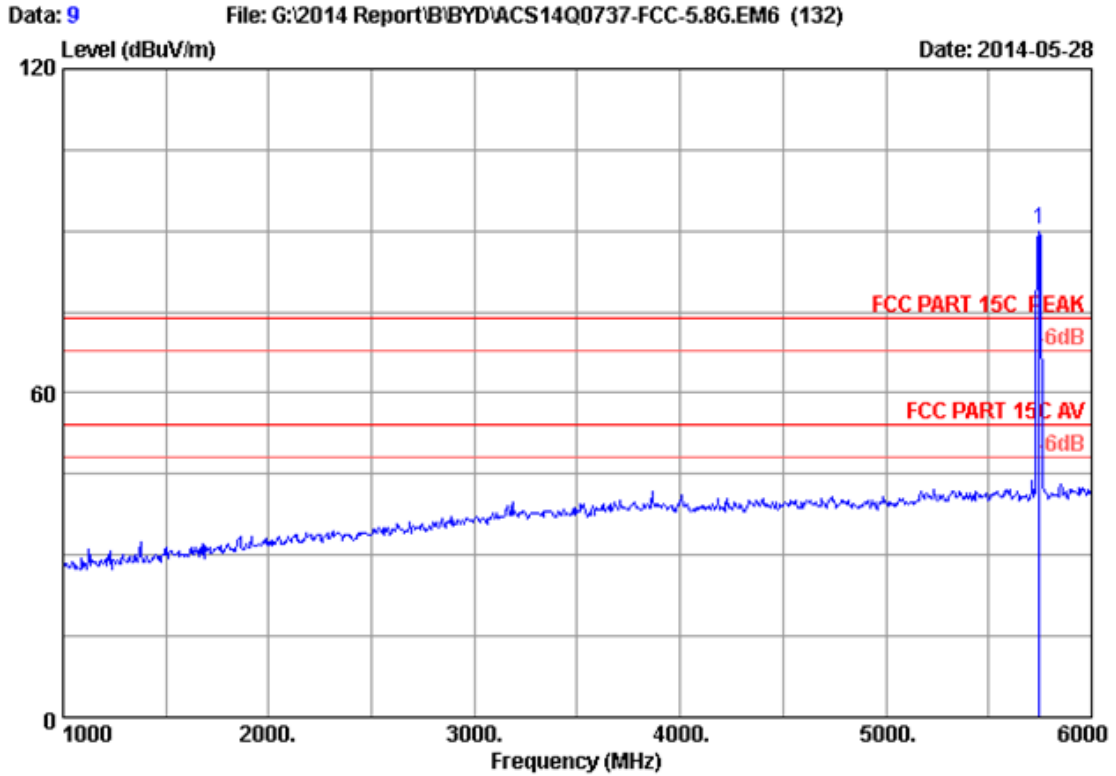
Site no. : 3m Chamber Data no. : 3
Dis. / Ant. : 3m 2013 3115 (4580) Ant. pol. : HORIZONTAL
Limit : FCC PART 15C PEAK
Env. / Ins. : 24°C/56% Engineer : Kevin_HMJ
EUT : Dell Cast Adapter
Power Rating : DC 5V From PC Input AC 120V/60Hz
Test Mode : IEEE802.11a CH149 5745MHz Tx
M/N : BELO1



Site no. : 3m Chamber Data no. : 4
 Dis. / Ant. : 3m 2013 3115 (4580) Ant. pol. : HORIZONTAL
 Limit : FCC PART 15C PEAK
 Env. / Ins. : 24°C/56% Engineer : Kevin_HMJ
 EUT : Dell Cast Adapter
 Power Rating : DC 5V From PC Input AC 120V/60Hz
 Test Mode : IEEE802.11a CH149 5745MHz Tx
 M/N : BEL01

No.	Freq. (MHz)	Ant. Factor (dB/m)	Cable Loss (dB)	AMP factor (dB)	Reading (dBuV)	Emission Level (dBuV/m)	Limits (dBuV/m)	Margin (dB)	Remark
1	11490.000	38.69	13.28	35.28	36.56	53.25	74.00	20.75	Peak
2	11490.000	38.69	13.28	35.28	31.26	47.95	54.00	6.05	Average

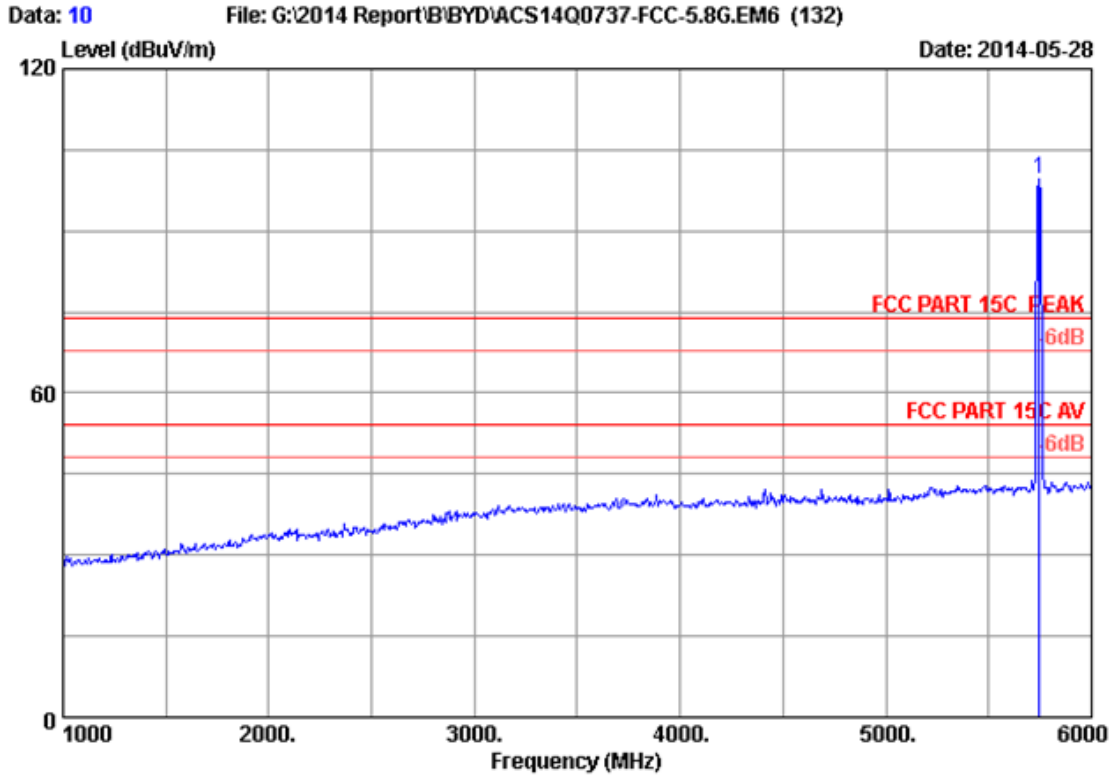
Remarks: 1. Emission Level= Antenna Factor + Cable Loss + Reading - Amp Factor
 2. The emission levels that are 20dB below the official limit are not reported.



Site no. : 3m Chamber Data no. : 9
 Dis. / Ant. : 3m 2013 3115 (4580) Ant. pol. : HORIZONTAL
 Limit : FCC PART 15C PEAK
 Env. / Ins. : 24°C/56% Engineer : Kevin_HMJ
 EUT : Dell Cast Adapter
 Power Rating : DC 5V From PC Input AC 120V/60Hz
 Test Mode : IEEE802.11a CH149 5745MHz Tx
 M/N : BEL01

No.	Freq. (MHz)	Ant. Factor (dB/m)	Cable Loss (dB)	AMP factor (dB)	Reading (dBuV)	Emission Level (dBuV/m)	Limits (dBuV/m)	Margin (dB)	Remark
1	5745.000	34.10	9.55	35.70	82.31	90.26	74.00	-16.26	Peak

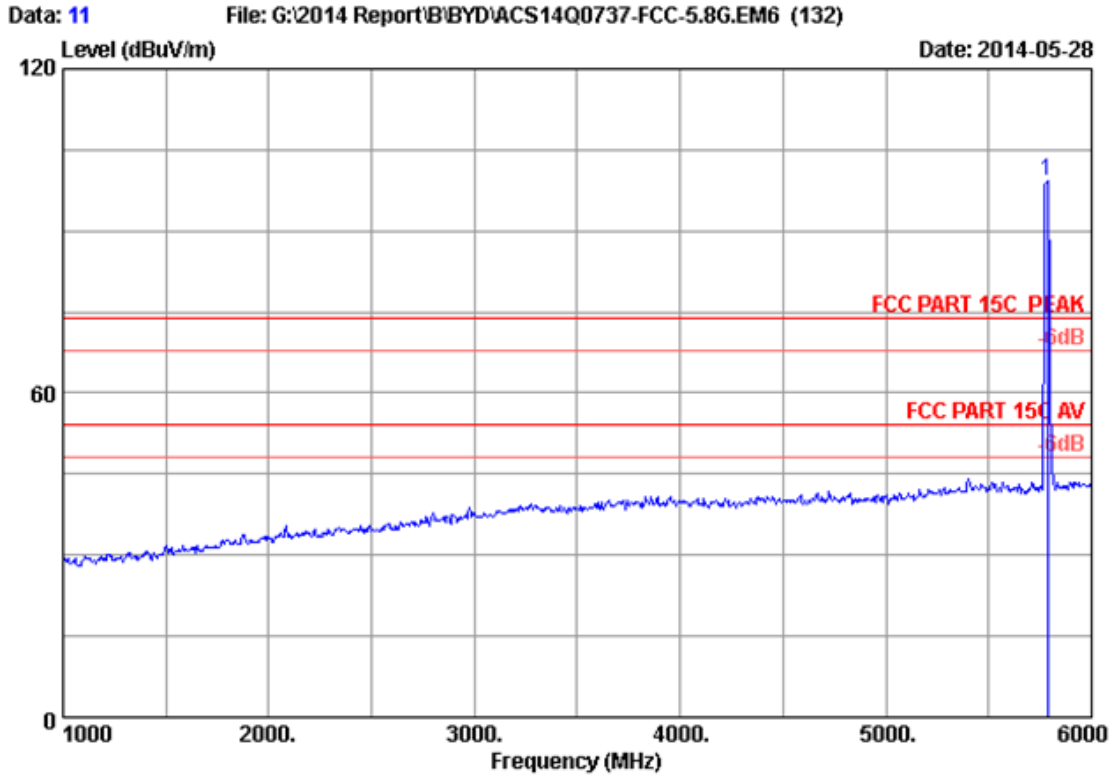
Remarks: 1. Emission Level= Antenna Factor + Cable Loss + Reading - Amp Factor
 2. The emission levels that are 20dB below the official limit are not reported.



Site no. : 3m Chamber Data no. : 10
 Dis. / Ant. : 3m 2013 3115 (4580) Ant. pol. : VERTICAL
 Limit : FCC PART 15C PEAK
 Env. / Ins. : 24°C/56% Engineer : Kevin_HMJ
 EUT : Dell Cast Adapter
 Power Rating : DC 5V From PC Input AC 120V/60Hz
 Test Mode : IEEE802.11a CH149 5745MHz Tx
 M/N : BEL01

No.	Freq. (MHz)	Ant. Factor (dB/m)	Cable Loss (dB)	AMP factor (dB)	Reading (dBuV)	Emission Level (dBuV/m)	Limits (dBuV/m)	Margin (dB)	Remark
1	5745.000	34.10	9.55	35.70	91.53	99.48	74.00	-25.48	Peak

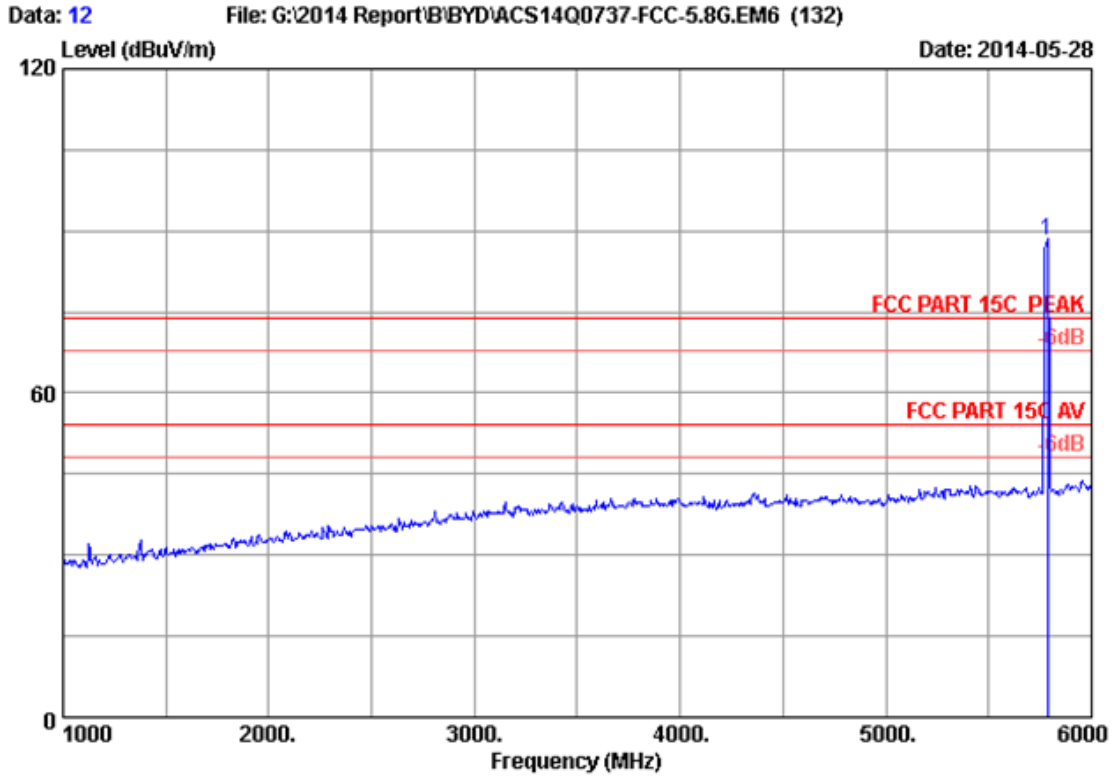
Remarks: 1. Emission Level= Antenna Factor + Cable Loss + Reading - Amp Factor
 2. The emission levels that are 20dB below the official limit are not reported.



Site no. : 3m Chamber Data no. : 11
 Dis. / Ant. : 3m 2013 3115 (4580) Ant. pol. : VERTICAL
 Limit : FCC PART 15C PEAK
 Env. / Ins. : 24°C/56% Engineer : Kevin_HMJ
 EUT : Dell Cast Adapter
 Power Rating : DC 5V From PC Input AC 120V/60Hz
 Test Mode : IEEE802.11a CH157 5785MHz Tx
 M/N : BEL01

No.	Freq. (MHz)	Ant. Factor (dB/m)	Cable Loss (dB)	AMP factor (dB)	Reading (dBuV)	Emission Level (dBuV/m)	Limits (dBuV/m)	Margin (dB)	Remark
1	5785.000	34.11	9.59	35.70	91.13	99.13	74.00	-25.13	Peak

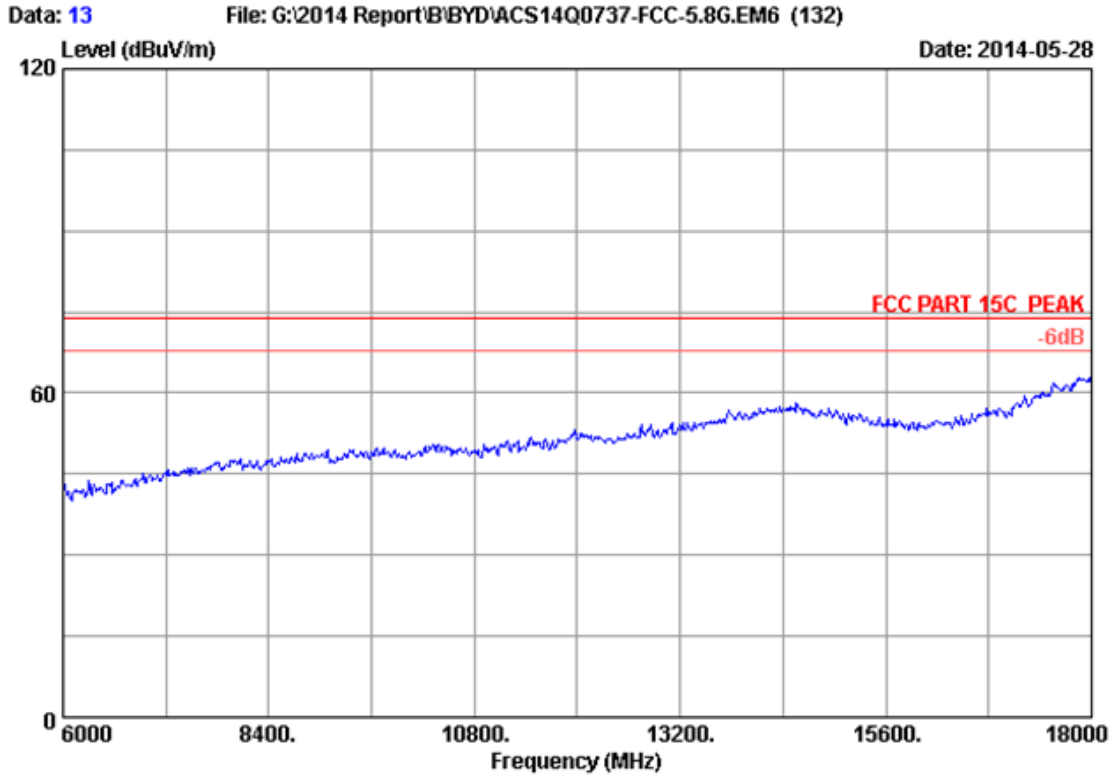
Remarks: 1. Emission Level= Antenna Factor + Cable Loss + Reading - Amp Factor
 2. The emission levels that are 20dB below the official limit are not reported.



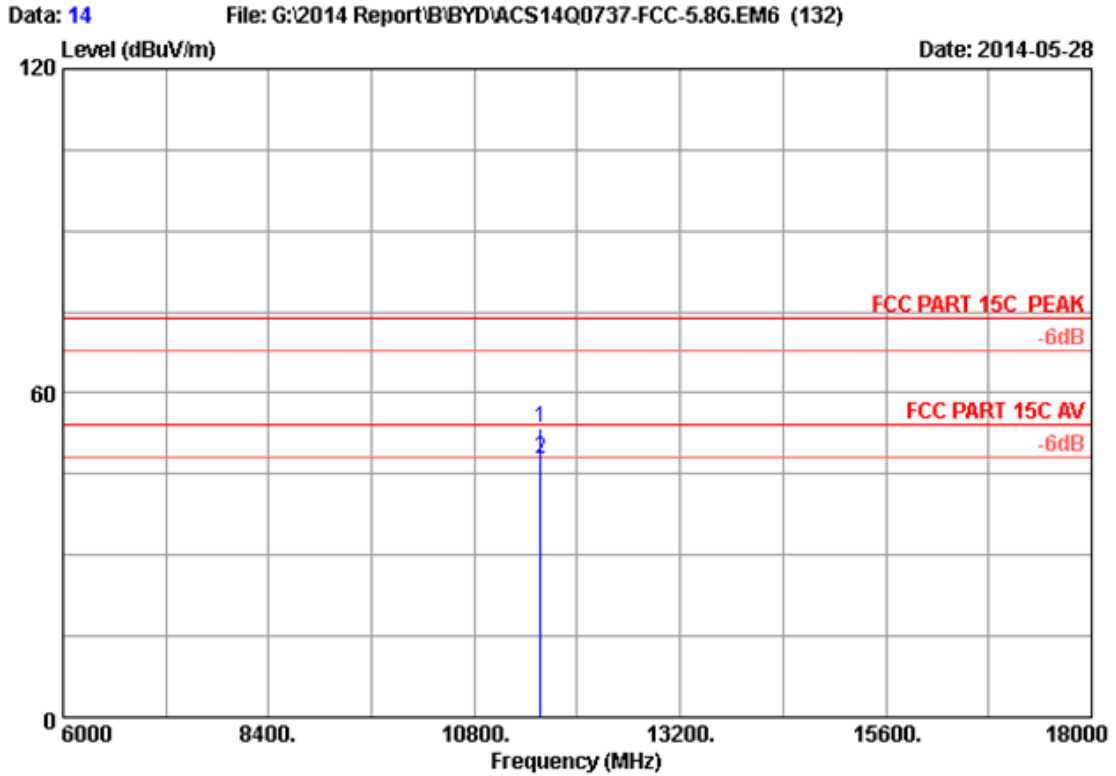
Site no. : 3m Chamber Data no. : 12
 Dis. / Ant. : 3m 2013 3115 (4580) Ant. pol. : HORIZONTAL
 Limit : FCC PART 15C PEAK
 Env. / Ins. : 24°C/56% Engineer : Kevin_HMJ
 EUT : Dell Cast Adapter
 Power Rating : DC 5V From PC Input AC 120V/60Hz
 Test Mode : IEEE802.11a CH157 5785MHz Tx
 M/N : BEL01

No.	Freq. (MHz)	Ant. Factor (dB/m)	Cable Loss (dB)	AMP factor (dB)	Reading (dBuV)	Emission Level (dBuV/m)	Limits (dBuV/m)	Margin (dB)	Remark
1	5785.000	34.11	9.59	35.70	80.27	88.27	74.00	-14.27	Peak

Remarks: 1. Emission Level= Antenna Factor + Cable Loss + Reading - Amp Factor
 2. The emission levels that are 20dB below the official limit are not reported.



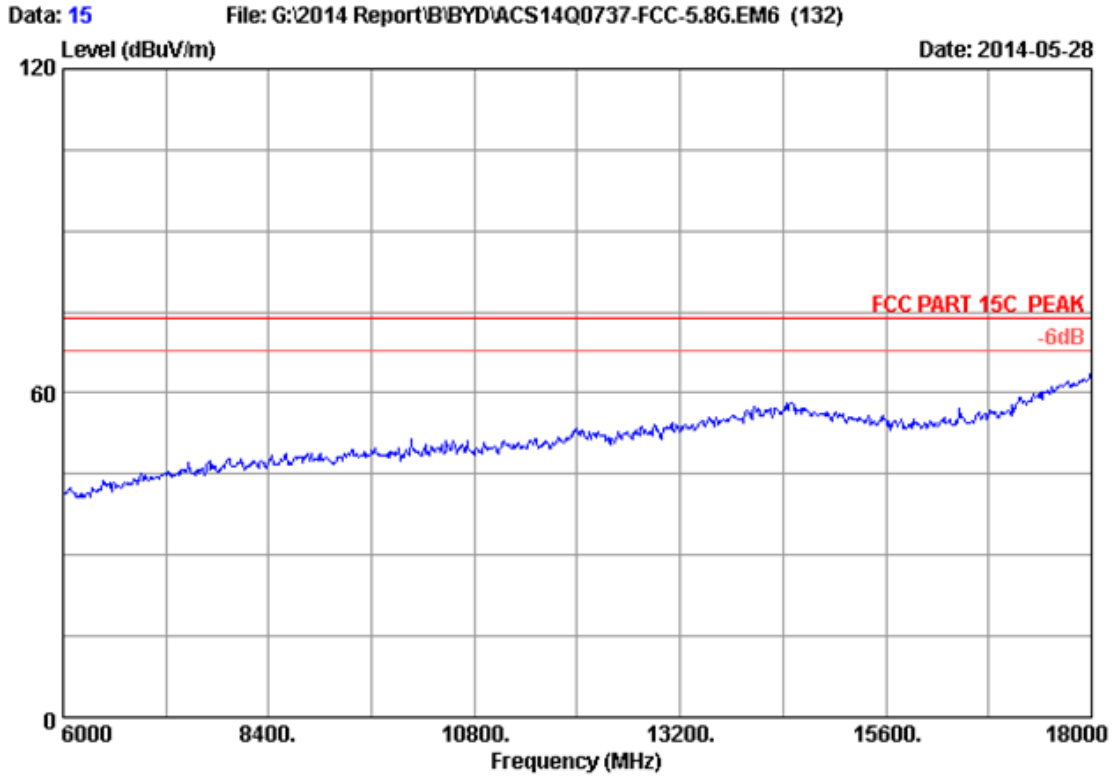
Site no. : 3m Chamber Data no. : 13
Dis. / Ant. : 3m 2013 3115 (4580) Ant. pol. : VERTICAL
Limit : FCC PART 15C PEAK
Env. / Ins. : 24°C/56% Engineer : Kevin_HMJ
EUT : Dell Cast Adapter
Power Rating : DC 5V From PC Input AC 120V/60Hz
Test Mode : IEEE802.11a CH157 5785MHz Tx
M/N : BEL01



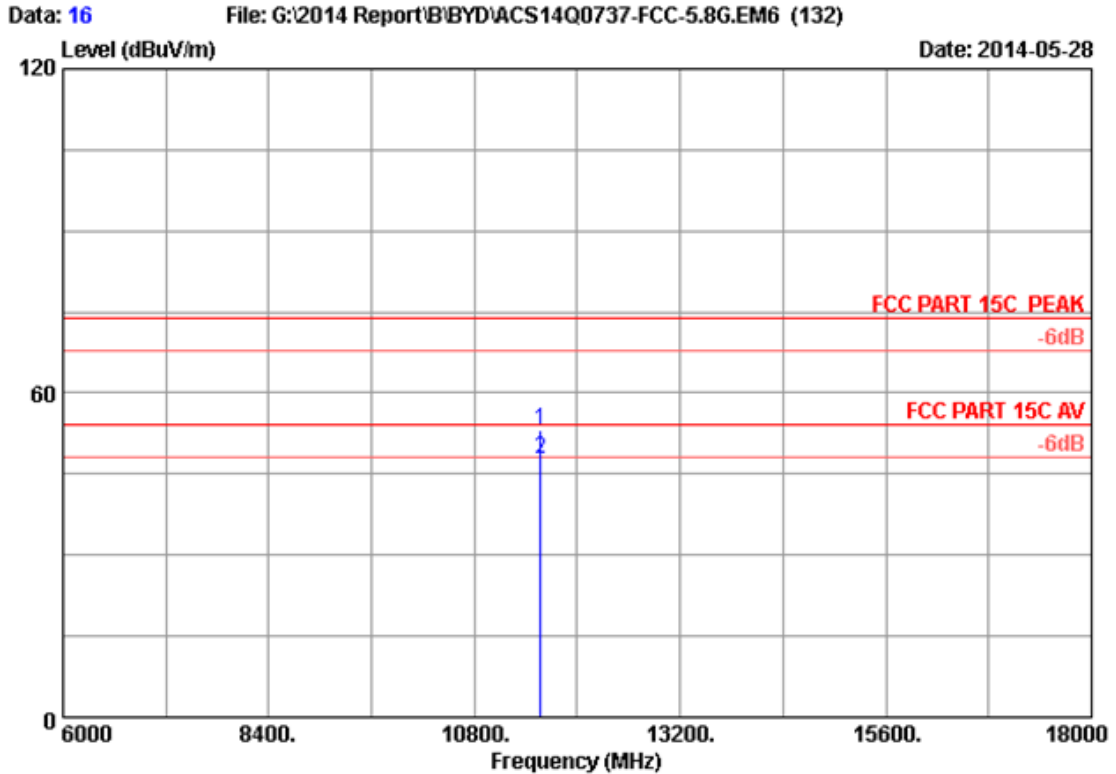
Site no. : 3m Chamber Data no. : 14
 Dis. / Ant. : 3m 2013 3115 (4580) Ant. pol. : VERTICAL
 Limit : FCC PART 15C PEAK
 Env. / Ins. : 24°C/56% Engineer : Kevin_HMJ
 EUT : Dell Cast Adapter
 Power Rating : DC 5V From PC Input AC 120V/60Hz
 Test Mode : IEEE802.11a CH157 5785MHz Tx
 M/N : BEL01

No.	Freq. (MHz)	Ant. Factor (dB/m)	Cable Loss (dB)	AMP factor (dB)	Reading (dBuV)	Emission Level (dBuV/m)	Limits (dBuV/m)	Margin (dB)	Remark
1	11570.000	38.80	13.32	35.26	36.74	53.60	74.00	20.40	Peak
2	11570.000	38.80	13.32	35.26	31.05	47.91	54.00	6.09	Average

Remarks: 1. Emission Level= Antenna Factor + Cable Loss + Reading - Amp Factor
 2. The emission levels that are 20dB below the official limit are not reported.



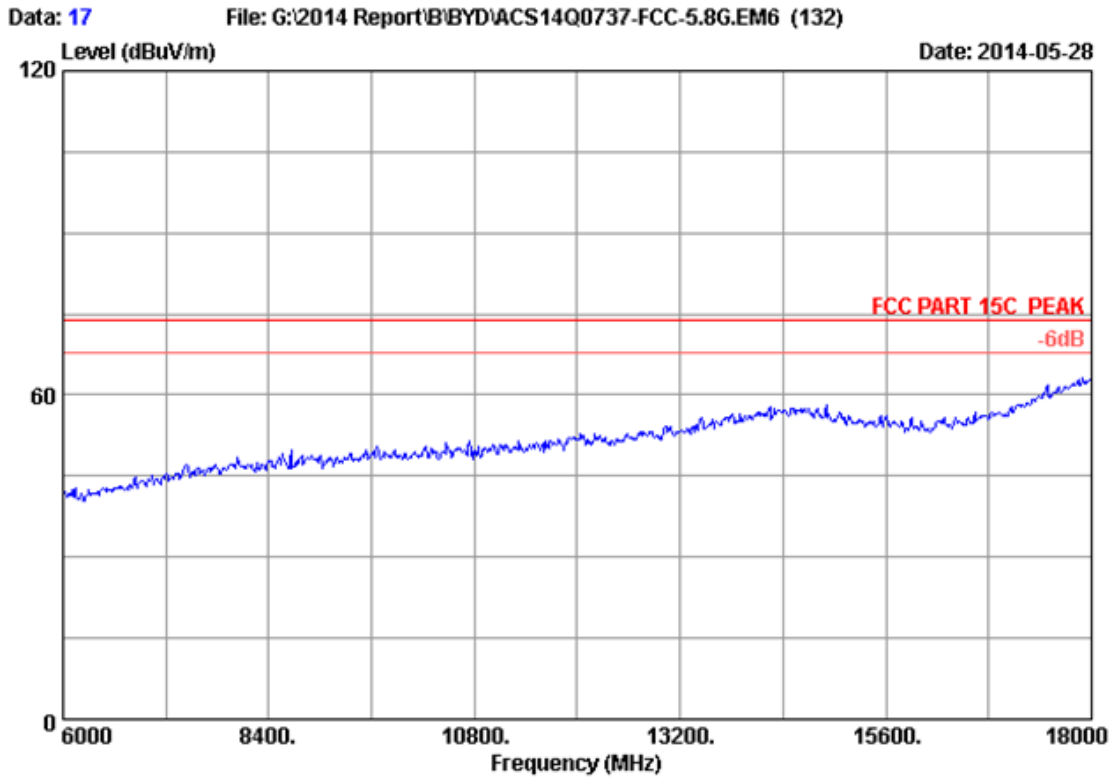
Site no. : 3m Chamber Data no. : 15
Dis. / Ant. : 3m 2013 3115 (4580) Ant. pol. : HORIZONTAL
Limit : FCC PART 15C PEAK
Env. / Ins. : 24°C/56% Engineer : Kevin_HMJ
EUT : Dell Cast Adapter
Power Rating : DC 5V From PC Input AC 120V/60Hz
Test Mode : IEEE802.11a CH157 5785MHz Tx
M/N : BEL01



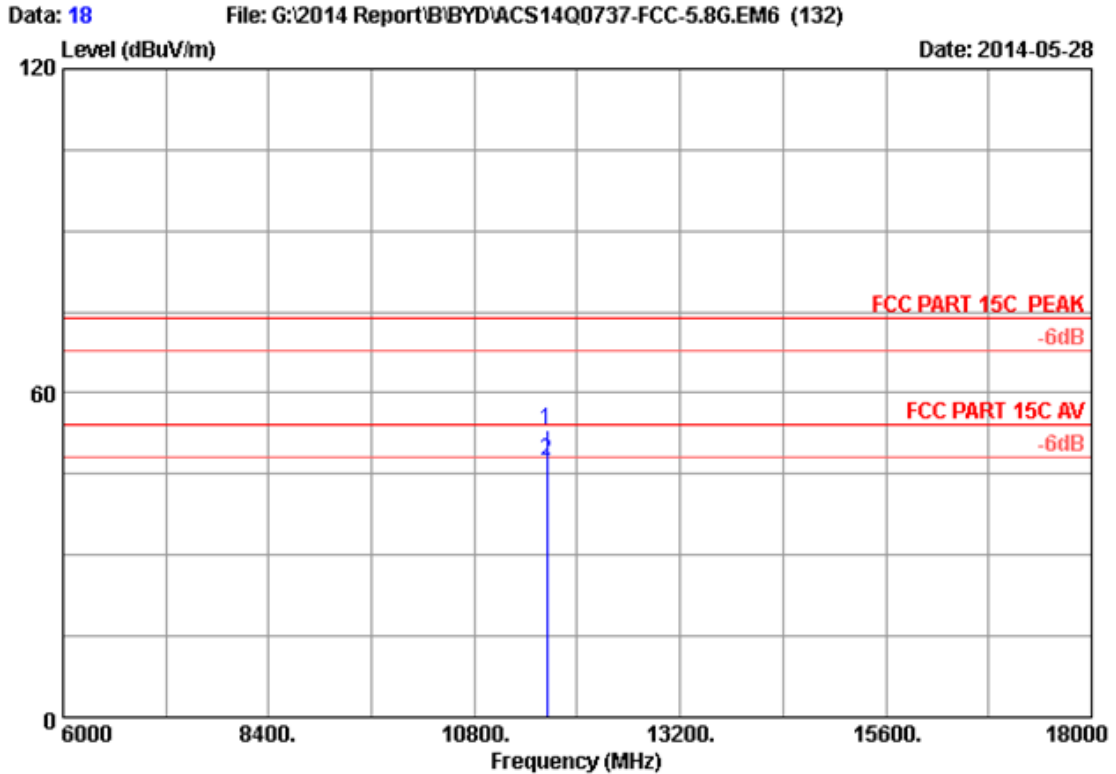
Site no. : 3m Chamber Data no. : 16
 Dis. / Ant. : 3m 2013 3115 (4580) Ant. pol. : HORIZONTAL
 Limit : FCC PART 15C PEAK
 Env. / Ins. : 24°C/56% Engineer : Kevin_HMJ
 EUT : Dell Cast Adapter
 Power Rating : DC 5V From PC Input AC 120V/60Hz
 Test Mode : IEEE802.11a CH157 5785MHz Tx
 M/N : BEL01

No.	Freq. (MHz)	Ant. Factor (dB/m)	Cable Loss (dB)	AMP factor (dB)	Reading (dBuV)	Emission Level (dBuV/m)	Limits (dBuV/m)	Margin (dB)	Remark
1	11570.000	38.80	13.32	35.26	36.21	53.07	74.00	20.93	Peak
2	11570.000	38.80	13.32	35.26	30.78	47.64	54.00	6.36	Average

Remarks: 1. Emission Level= Antenna Factor + Cable Loss + Reading - Amp Factor
 2. The emission levels that are 20dB below the official limit are not reported.



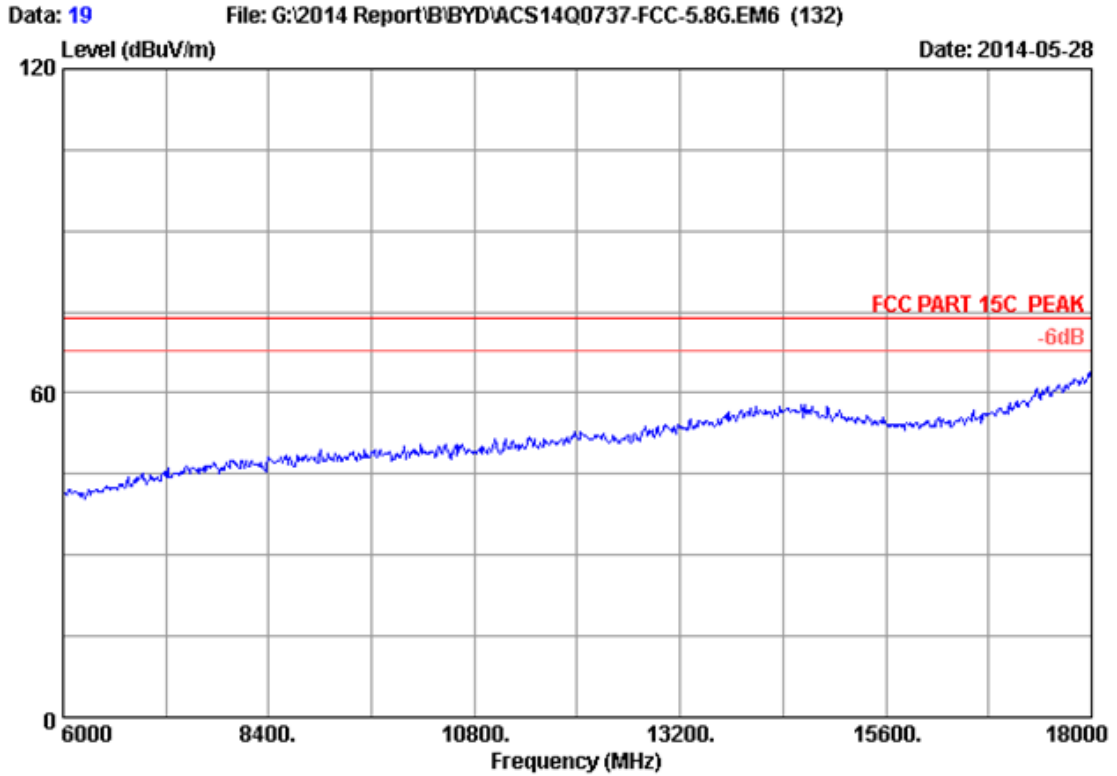
Site no. : 3m Chamber Data no. : 17
Dis. / Ant. : 3m 2013 3115 (4580) Ant. pol. : HORIZONTAL
Limit : FCC PART 15C PEAK
Env. / Ins. : 24°C/56% Engineer : Kevin_HMJ
EUT : Dell Cast Adapter
Power Rating : DC 5V From PC Input AC 120V/60Hz
Test Mode : IEEE802.11a CH165 5825MHz Tx
M/N : BELO1



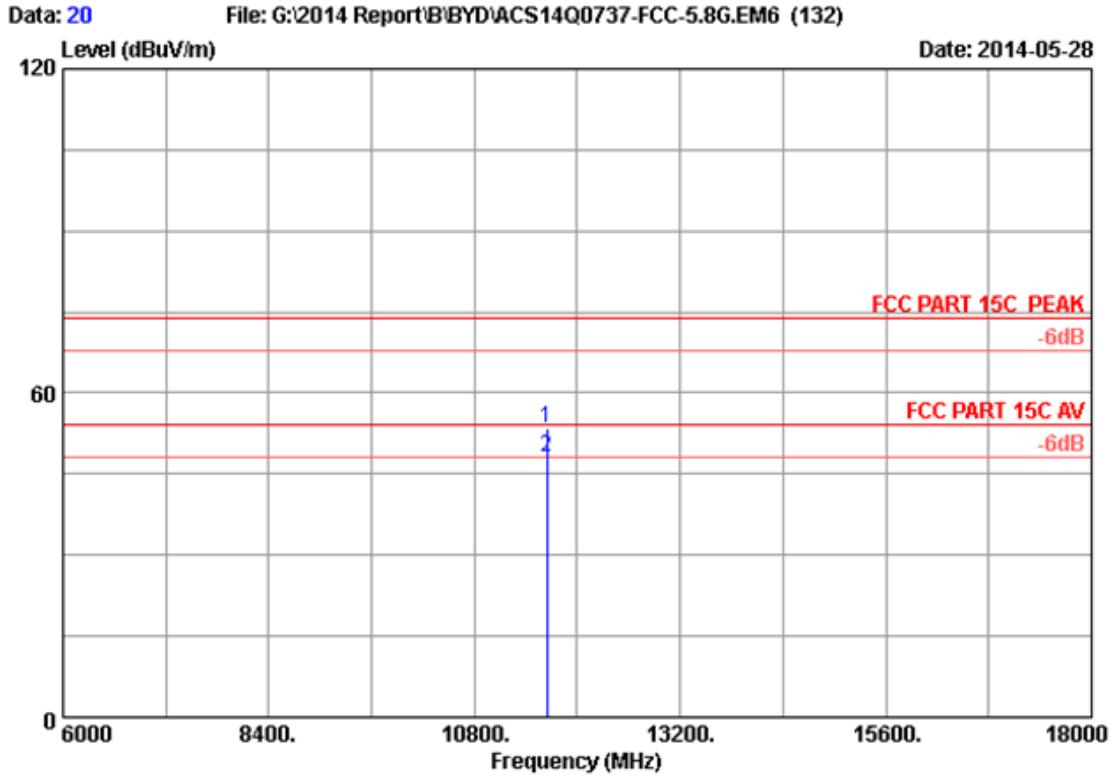
Site no. : 3m Chamber Data no. : 18
 Dis. / Ant. : 3m 2013 3115 (4580) Ant. pol. : HORIZONTAL
 Limit : FCC PART 15C PEAK
 Env. / Ins. : 24°C/56% Engineer : Kevin_HMJ
 EUT : Dell Cast Adapter
 Power Rating : DC 5V From PC Input AC 120V/60Hz
 Test Mode : IEEE802.11a CH165 5825MHz Tx
 M/N : BEL01

No.	Freq. (MHz)	Ant. Factor (dB/m)	Cable Loss (dB)	AMP factor (dB)	Reading (dBuV)	Emission Level (dBuV/m)	Limits (dBuV/m)	Margin (dB)	Remark
1	11650.000	38.91	13.37	35.25	36.07	53.10	74.00	20.90	Peak
2	11650.000	38.91	13.37	35.25	30.59	47.62	54.00	6.38	Average

Remarks: 1. Emission Level= Antenna Factor + Cable Loss + Reading - Amp Factor
 2. The emission levels that are 20dB below the official limit are not reported.



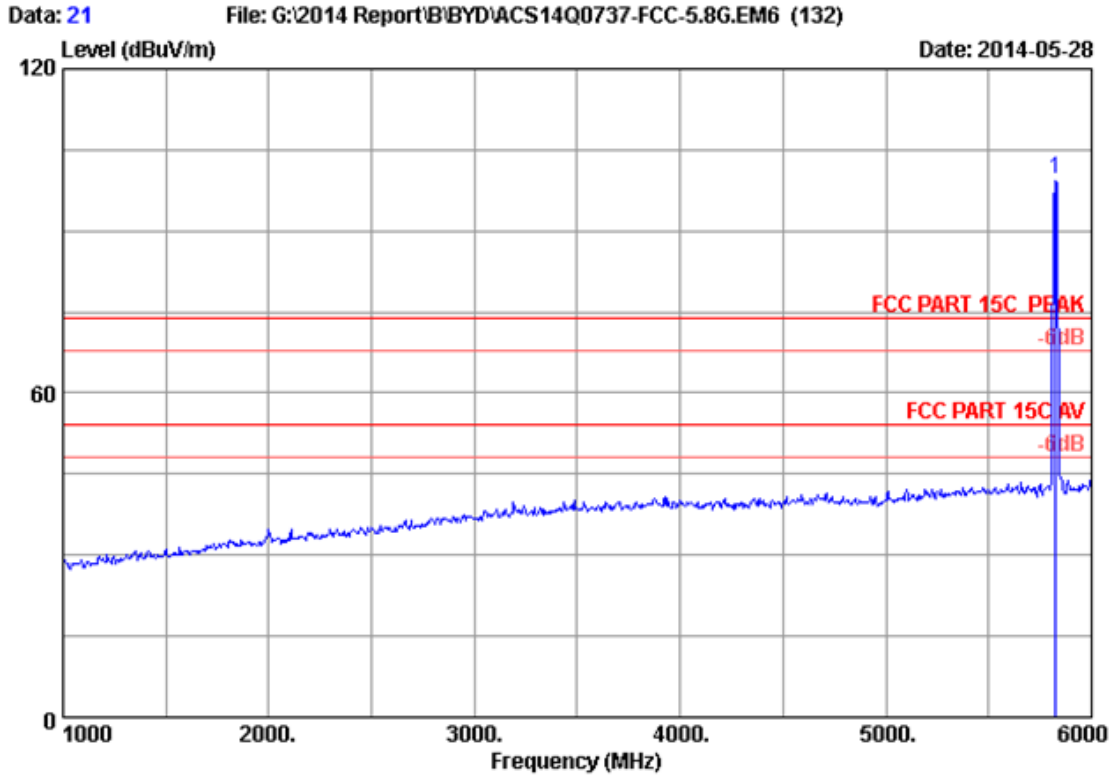
Site no. : 3m Chamber Data no. : 19
Dis. / Ant. : 3m 2013 3115 (4580) Ant. pol. : VERTICAL
Limit : FCC PART 15C PEAK
Env. / Ins. : 24°C/56% Engineer : Kevin_HMJ
EUT : Dell Cast Adapter
Power Rating : DC 5V From PC Input AC 120V/60Hz
Test Mode : IEEE802.11a CH165 5825MHz Tx
M/N : BELO1



Site no. : 3m Chamber Data no. : 20
 Dis. / Ant. : 3m 2013 3115 (4580) Ant. pol. : VERTICAL
 Limit : FCC PART 15C PEAK
 Env. / Ins. : 24°C/56% Engineer : Kevin_HMJ
 EUT : Dell Cast Adapter
 Power Rating : DC 5V From PC Input AC 120V/60Hz
 Test Mode : IEEE802.11a CH165 5825MHz Tx
 M/N : BEL01

No.	Freq. (MHz)	Ant. Factor (dB/m)	Cable Loss (dB)	AMP factor (dB)	Reading (dBuV)	Emission Level (dBuV/m)	Limits (dBuV/m)	Margin (dB)	Remark
1	11650.000	38.91	13.37	35.25	36.38	53.41	74.00	20.59	Peak
2	11650.000	38.91	13.37	35.25	31.15	48.18	54.00	5.82	Average

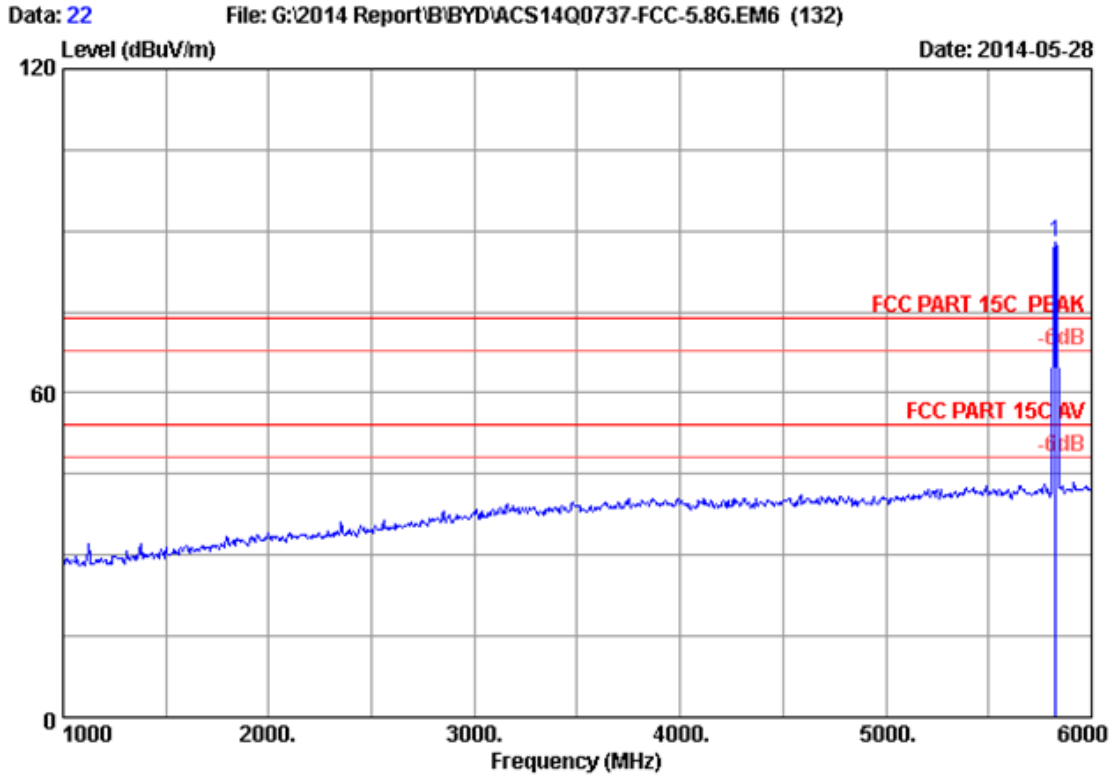
Remarks: 1. Emission Level= Antenna Factor + Cable Loss + Reading - Amp Factor
 2. The emission levels that are 20dB below the official limit are not reported.



Site no. : 3m Chamber Data no. : 21
 Dis. / Ant. : 3m 2013 3115 (4580) Ant. pol. : VERTICAL
 Limit : FCC PART 15C PEAK
 Env. / Ins. : 24°C/56% Engineer : Kevin_HMJ
 EUT : Dell Cast Adapter
 Power Rating : DC 5V From PC Input AC 120V/60Hz
 Test Mode : IEEE802.11a CH165 5825MHz Tx
 M/N : BEL01

No.	Freq. (MHz)	Ant. Factor (dB/m)	Cable Loss (dB)	AMP factor (dB)	Reading (dBuV)	Emission Level (dBuV/m)	Limits (dBuV/m)	Margin (dB)	Remark
1	5825.000	34.13	9.63	35.70	91.50	99.56	74.00	-25.56	Peak

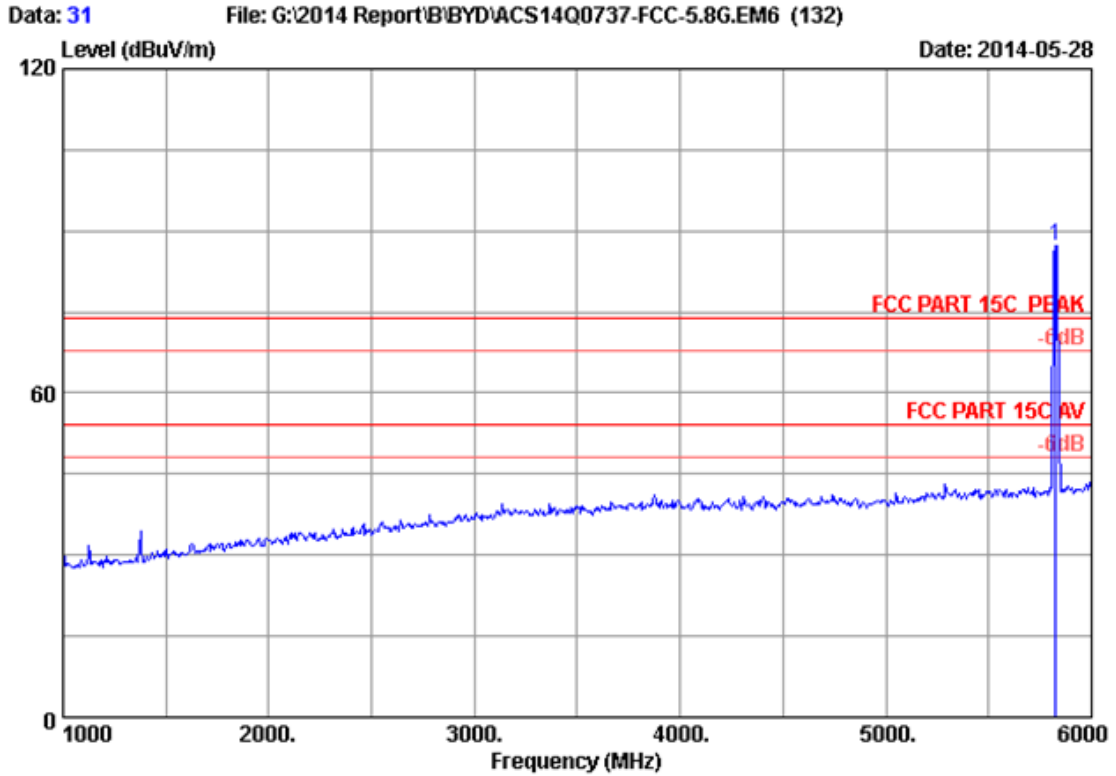
Remarks: 1. Emission Level= Antenna Factor + Cable Loss + Reading - Amp Factor
 2. The emission levels that are 20dB below the official limit are not reported.



Site no. : 3m Chamber Data no. : 22
 Dis. / Ant. : 3m 2013 3115 (4580) Ant. pol. : HORIZONTAL
 Limit : FCC PART 15C PEAK
 Env. / Ins. : 24°C/56% Engineer : Kevin_HMJ
 EUT : Dell Cast Adapter
 Power Rating : DC 5V From PC Input AC 120V/60Hz
 Test Mode : IEEE802.11a CH165 5825MHz Tx
 M/N : BEL01

No.	Freq. (MHz)	Ant. Factor (dB/m)	Cable Loss (dB)	AMP factor (dB)	Reading (dBuV)	Emission Level (dBuV/m)	Limits (dBuV/m)	Margin (dB)	Remark
1	5825.000	34.13	9.63	35.70	79.84	87.90	74.00	-13.90	Peak

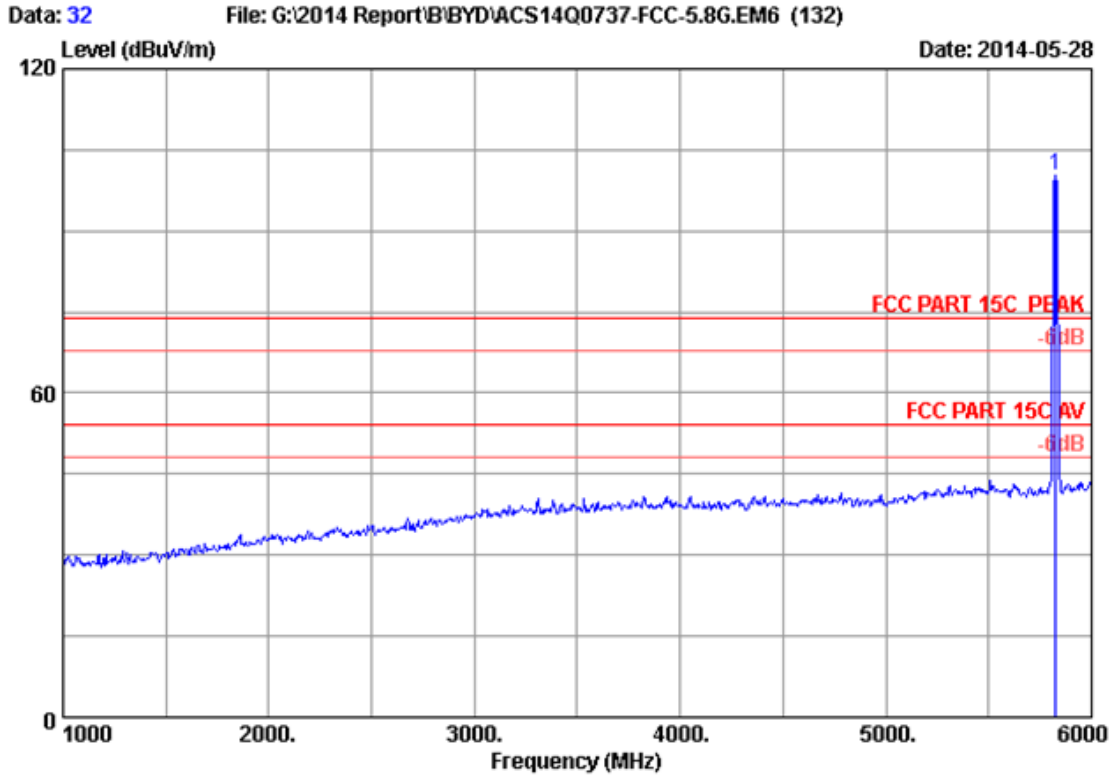
Remarks: 1. Emission Level= Antenna Factor + Cable Loss + Reading - Amp Factor
 2. The emission levels that are 20dB below the official limit are not reported.



Site no. : 3m Chamber Data no. : 31
 Dis. / Ant. : 3m 2013 3115 (4580) Ant. pol. : HORIZONTAL
 Limit : FCC PART 15C PEAK
 Env. / Ins. : 24°C/56% Engineer : Kevin_HMJ
 EUT : Dell Cast Adapter
 Power Rating : DC 5V From PC Input AC 120V/60Hz
 Test Mode : IEEE802.11nHT20 CH165 5825MHz Tx
 M/N : BEL01

No.	Freq. (MHz)	Ant. Factor (dB/m)	Cable Loss (dB)	AMP factor (dB)	Reading (dBuV)	Emission Level (dBuV/m)	Limits (dBuV/m)	Margin (dB)	Remark
1	5825.000	34.13	9.63	35.70	79.21	87.27	74.00	-13.27	Peak

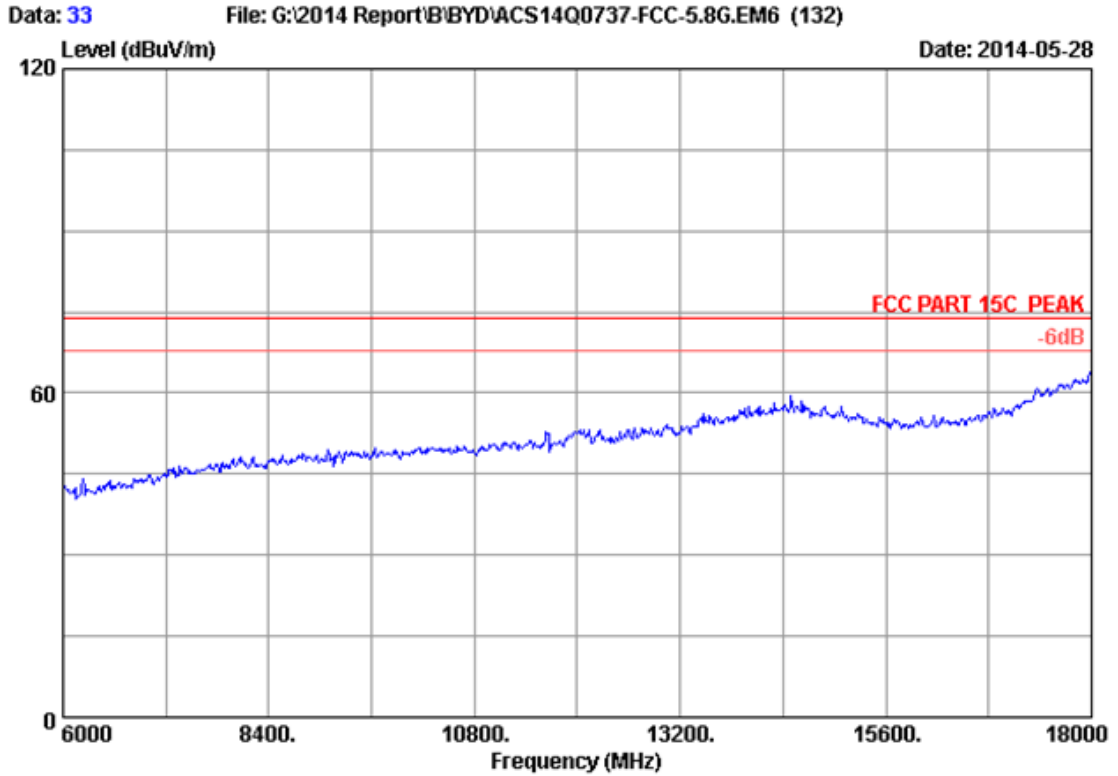
Remarks: 1. Emission Level= Antenna Factor + Cable Loss + Reading - Amp Factor
 2. The emission levels that are 20dB below the official limit are not reported.



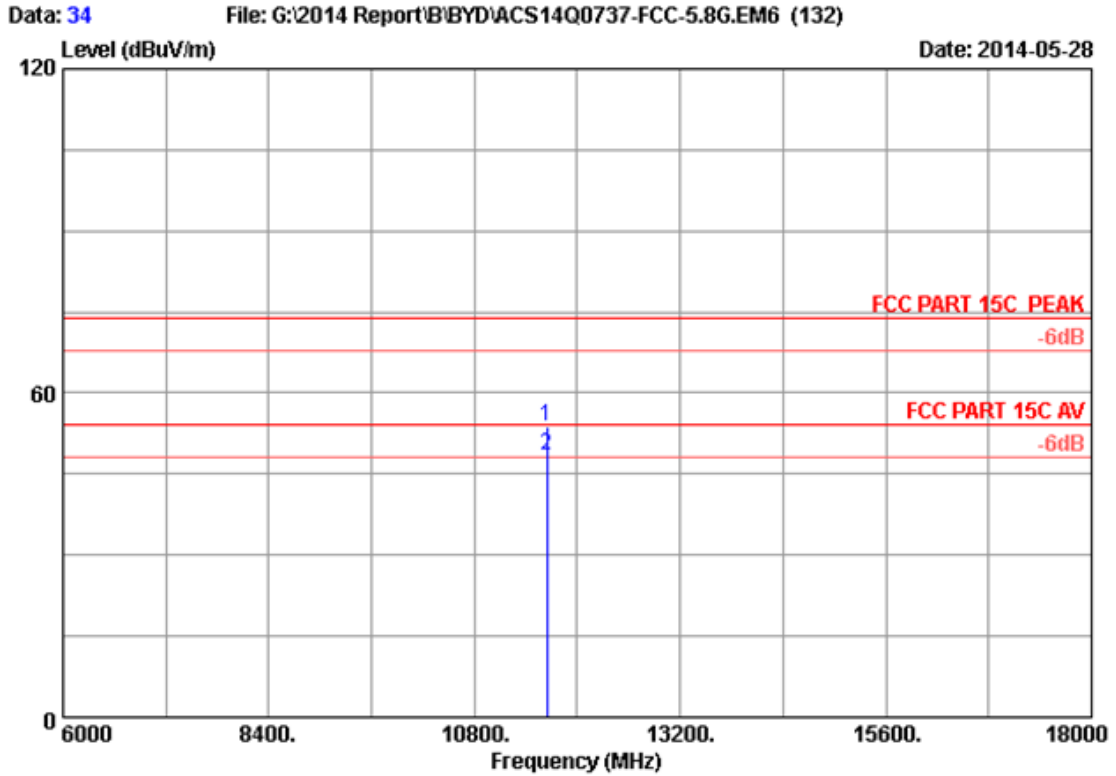
Site no. : 3m Chamber Data no. : 32
 Dis. / Ant. : 3m 2013 3115 (4580) Ant. pol. : VERTICAL
 Limit : FCC PART 15C PEAK
 Env. / Ins. : 24°C/56% Engineer : Kevin_HMJ
 EUT : Dell Cast Adapter
 Power Rating : DC 5V From PC Input AC 120V/60Hz
 Test Mode : IEEE802.11nHT20 CH165 5825MHz Tx
 M/N : BEL01

No.	Freq. (MHz)	Ant. Factor (dB/m)	Cable Loss (dB)	AMP factor (dB)	Reading (dBuV)	Emission Level (dBuV/m)	Limits (dBuV/m)	Margin (dB)	Remark
1	5825.000	34.13	9.63	35.70	92.35	100.41	74.00	-26.41	Peak

Remarks: 1. Emission Level= Antenna Factor + Cable Loss + Reading - Amp Factor
 2. The emission levels that are 20dB below the official limit are not reported.



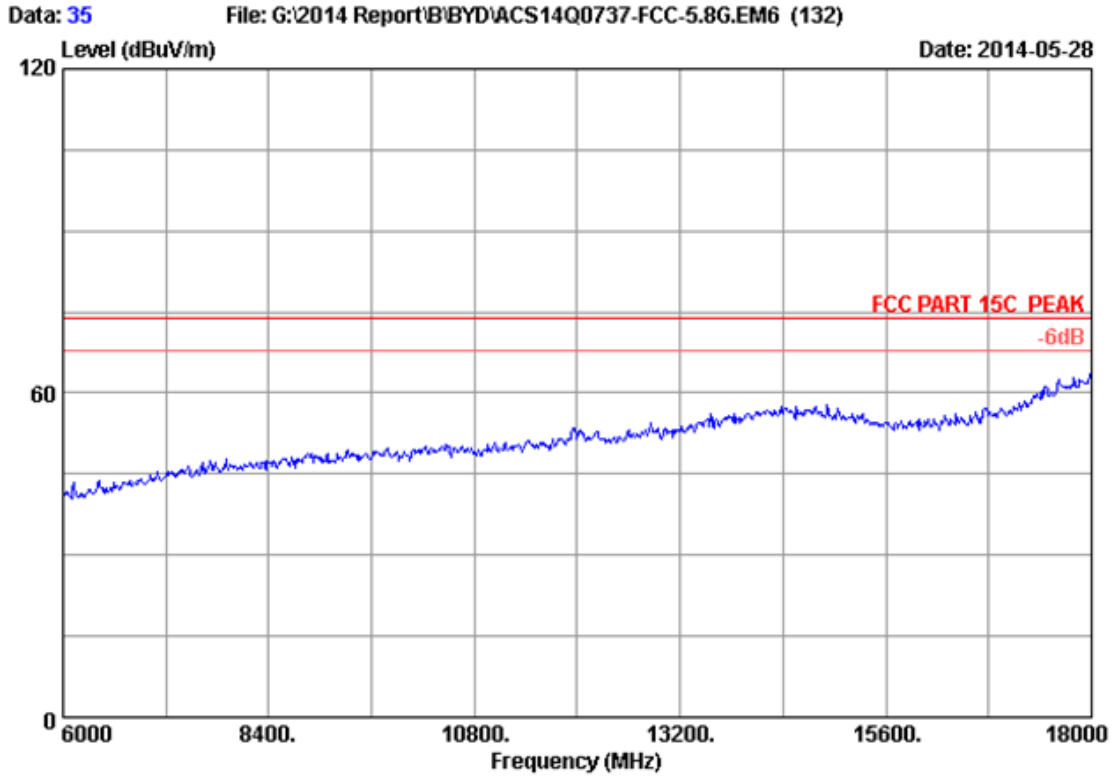
Site no.	: 3m Chamber	Data no.	: 33
Dis. / Ant.	: 3m 2013 3115 (4580)	Ant. pol.	: VERTICAL
Limit	: FCC PART 15C PEAK		
Env. / Ins.	: 24°C/56%	Engineer	: Kevin_HMJ
EUT	: Dell Cast Adapter		
Power Rating	: DC 5V From PC Input AC 120V/60Hz		
Test Mode	: IEEE802.11nHT20 CH165 5825MHz Tx		
M/N	: BELO1		



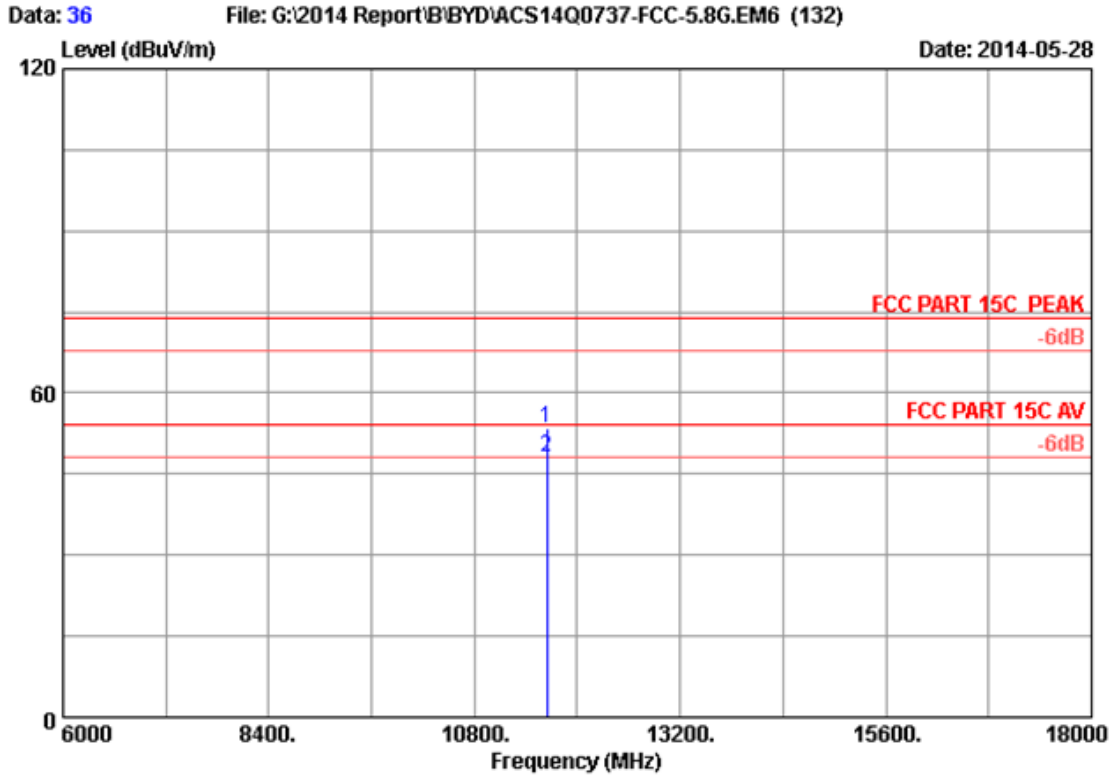
Site no. : 3m Chamber Data no. : 34
 Dis. / Ant. : 3m 2013 3115 (4580) Ant. pol. : VERTICAL
 Limit : FCC PART 15C PEAK
 Env. / Ins. : 24°C/56% Engineer : Kevin_HMJ
 EUT : Dell Cast Adapter
 Power Rating : DC 5V From PC Input AC 120V/60Hz
 Test Mode : IEEE802.11nHT20 CH165 5825MHz Tx
 M/N : BELO1

No.	Freq. (MHz)	Ant. Factor (dB/m)	Cable Loss (dB)	AMP factor (dB)	Reading (dBuV)	Emission Level (dBuV/m)	Limits (dBuV/m)	Margin (dB)	Remark
1	11650.000	38.91	13.37	35.25	36.75	53.78	74.00	20.22	Peak
2	11650.000	38.91	13.37	35.25	31.39	48.42	54.00	5.58	Average

Remarks: 1. Emission Level= Antenna Factor + Cable Loss + Reading - Amp Factor
 2. The emission levels that are 20dB below the official limit are not reported.



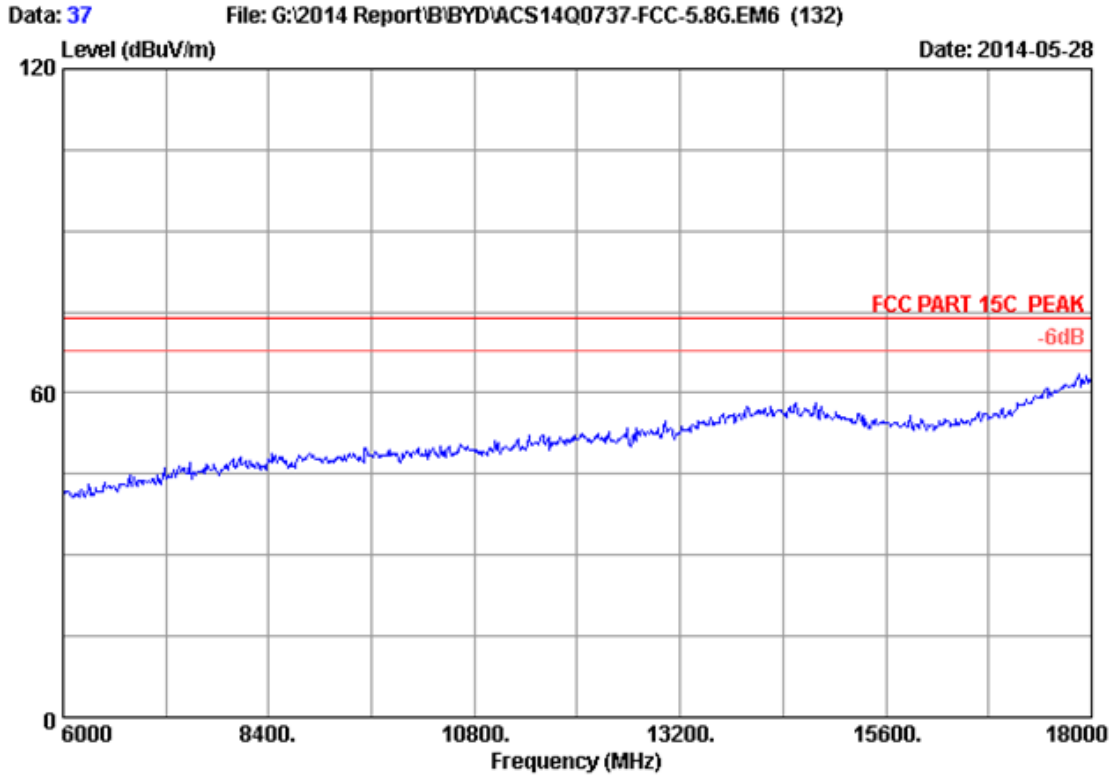
Site no. : 3m Chamber Data no. : 35
Dis. / Ant. : 3m 2013 3115 (4580) Ant. pol. : HORIZONTAL
Limit : FCC PART 15C PEAK
Env. / Ins. : 24°C/56% Engineer : Kevin_HMJ
EUT : Dell Cast Adapter
Power Rating : DC 5V From PC Input AC 120V/60Hz
Test Mode : IEEE802.11nHT20 CH165 5825MHz Tx
M/N : BELO1



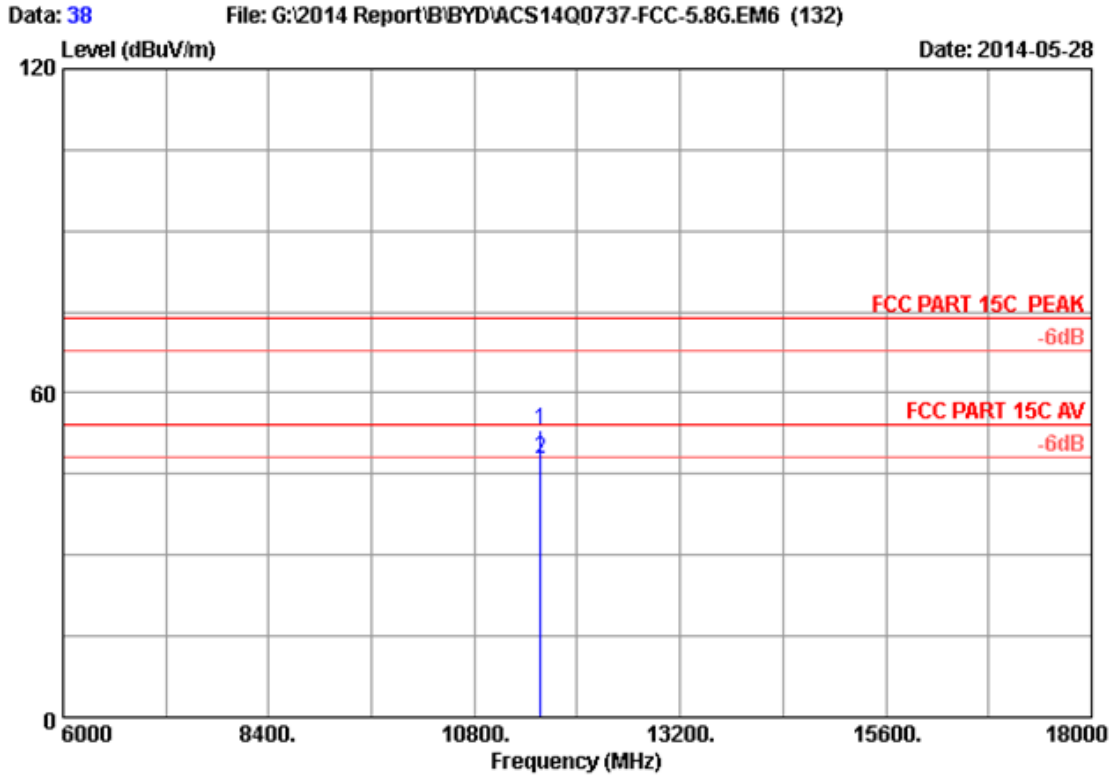
Site no. : 3m Chamber Data no. : 36
 Dis. / Ant. : 3m 2013 3115 (4580) Ant. pol. : HORIZONTAL
 Limit : FCC PART 15C PEAK
 Env. / Ins. : 24°C/56% Engineer : Kevin_HMJ
 EUT : Dell Cast Adapter
 Power Rating : DC 5V From PC Input AC 120V/60Hz
 Test Mode : IEEE802.11nHT20 CH165 5825MHz Tx
 M/N : BELO1

No.	Freq. (MHz)	Ant. Factor (dB/m)	Cable Loss (dB)	AMP factor (dB)	Reading (dBuV)	Emission Level (dBuV/m)	Limits (dBuV/m)	Margin (dB)	Remark
1	11650.000	38.91	13.37	35.25	36.34	53.37	74.00	20.63	Peak
2	11650.000	38.91	13.37	35.25	31.03	48.06	54.00	5.94	Average

Remarks: 1. Emission Level= Antenna Factor + Cable Loss + Reading - Amp Factor
 2. The emission levels that are 20dB below the official limit are not reported.



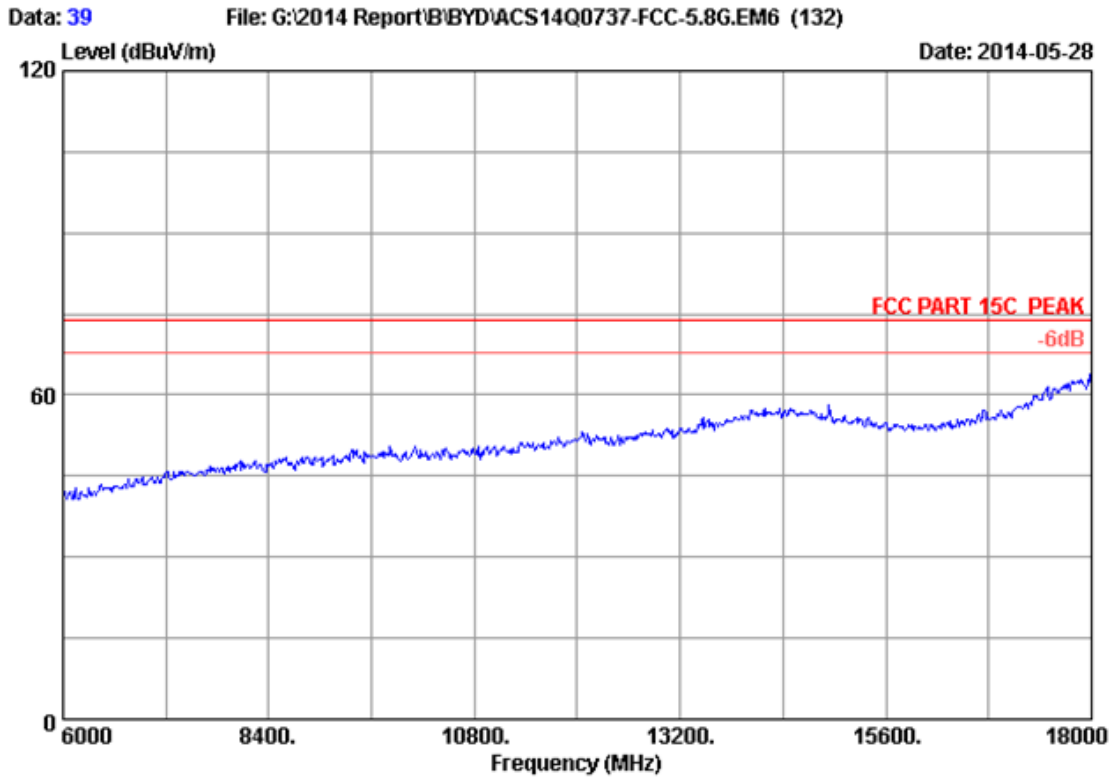
Site no.	: 3m Chamber	Data no.	: 37
Dis. / Ant.	: 3m 2013 3115 (4580)	Ant. pol.	: HORIZONTAL
Limit	: FCC PART 15C PEAK		
Env. / Ins.	: 24°C/56%	Engineer	: Kevin_HMJ
EUT	: Dell Cast Adapter		
Power Rating	: DC 5V From PC Input AC 120V/60Hz		
Test Mode	: IEEE802.11nHT20 CH157 5785MHz Tx		
M/N	: BELO1		



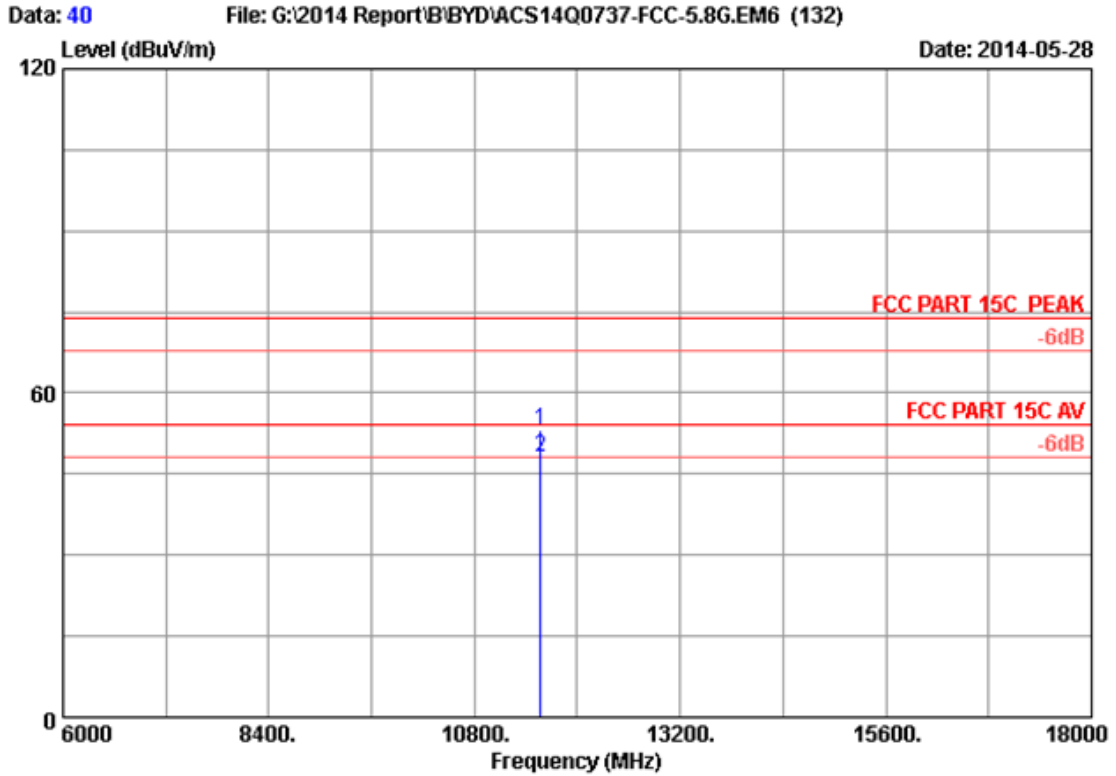
Site no. : 3m Chamber Data no. : 38
 Dis. / Ant. : 3m 2013 3115 (4580) Ant. pol. : HORIZONTAL
 Limit : FCC PART 15C PEAK
 Env. / Ins. : 24°C/56% Engineer : Kevin_HMJ
 EUT : Dell Cast Adapter
 Power Rating : DC 5V From PC Input AC 120V/60Hz
 Test Mode : IEEE802.11nHT20 CH157 5785MHz Tx
 M/N : BEL01

No.	Freq. (MHz)	Ant. Factor (dB/m)	Cable Loss (dB)	AMP factor (dB)	Reading (dBuV)	Emission Level (dBuV/m)	Limits (dBuV/m)	Margin (dB)	Remark
1	11570.000	38.80	13.32	35.26	36.14	53.00	74.00	21.00	Peak
2	11570.000	38.80	13.32	35.26	31.01	47.87	54.00	6.13	Average

Remarks: 1. Emission Level= Antenna Factor + Cable Loss + Reading - Amp Factor
 2. The emission levels that are 20dB below the official limit are not reported.



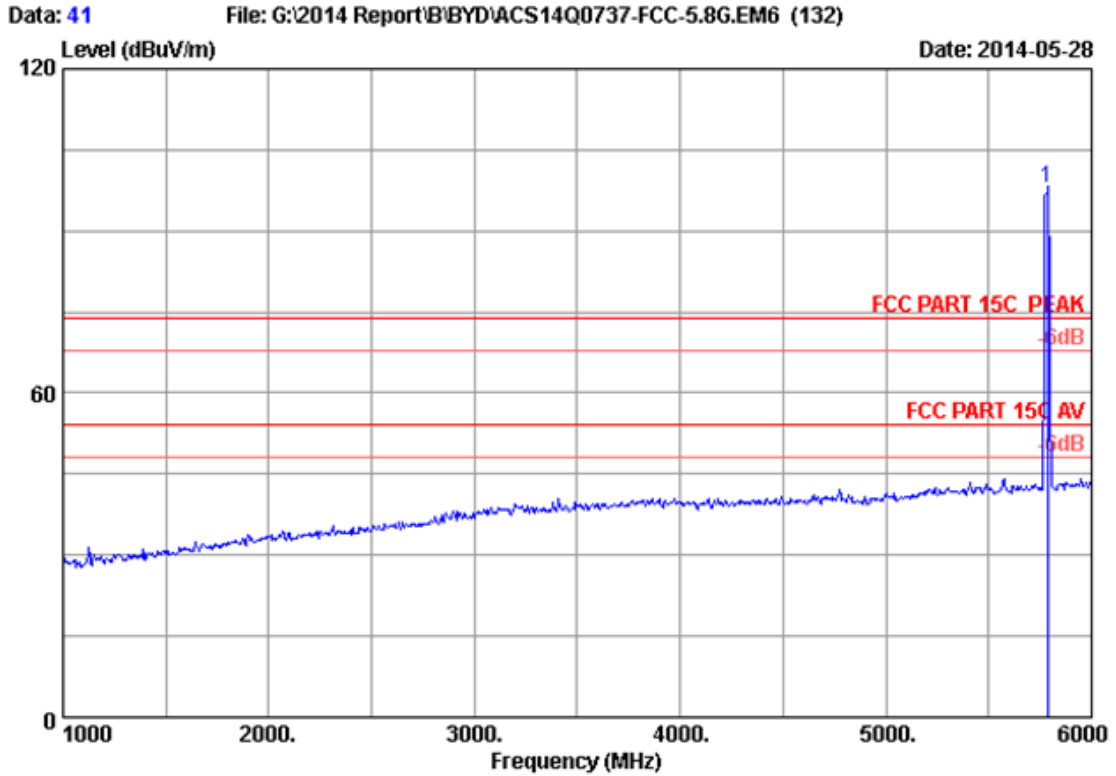
Site no. : 3m Chamber Data no. : 39
Dis. / Ant. : 3m 2013 3115 (4580) Ant. pol. : VERTICAL
Limit : FCC PART 15C PEAK
Env. / Ins. : 24°C/56% Engineer : Kevin_HMJ
EUT : Dell Cast Adapter
Power Rating : DC 5V From PC Input AC 120V/60Hz
Test Mode : IEEE802.11nHT20 CH157 5785MHz Tx
M/N : BELO1



Site no. : 3m Chamber Data no. : 40
 Dis. / Ant. : 3m 2013 3115 (4580) Ant. pol. : VERTICAL
 Limit : FCC PART 15C PEAK
 Env. / Ins. : 24°C/56% Engineer : Kevin_HMJ
 EUT : Dell Cast Adapter
 Power Rating : DC 5V From PC Input AC 120V/60Hz
 Test Mode : IEEE802.11nHT20 CH157 5785MHz Tx
 M/N : BEL01

No.	Freq. (MHz)	Ant. Factor (dB/m)	Cable Loss (dB)	AMP factor (dB)	Reading (dBuV)	Emission Level (dBuV/m)	Limits (dBuV/m)	Margin (dB)	Remark
1	11570.000	38.80	13.32	35.26	36.27	53.13	74.00	20.87	Peak
2	11570.000	38.80	13.32	35.26	31.37	48.23	54.00	5.77	Average

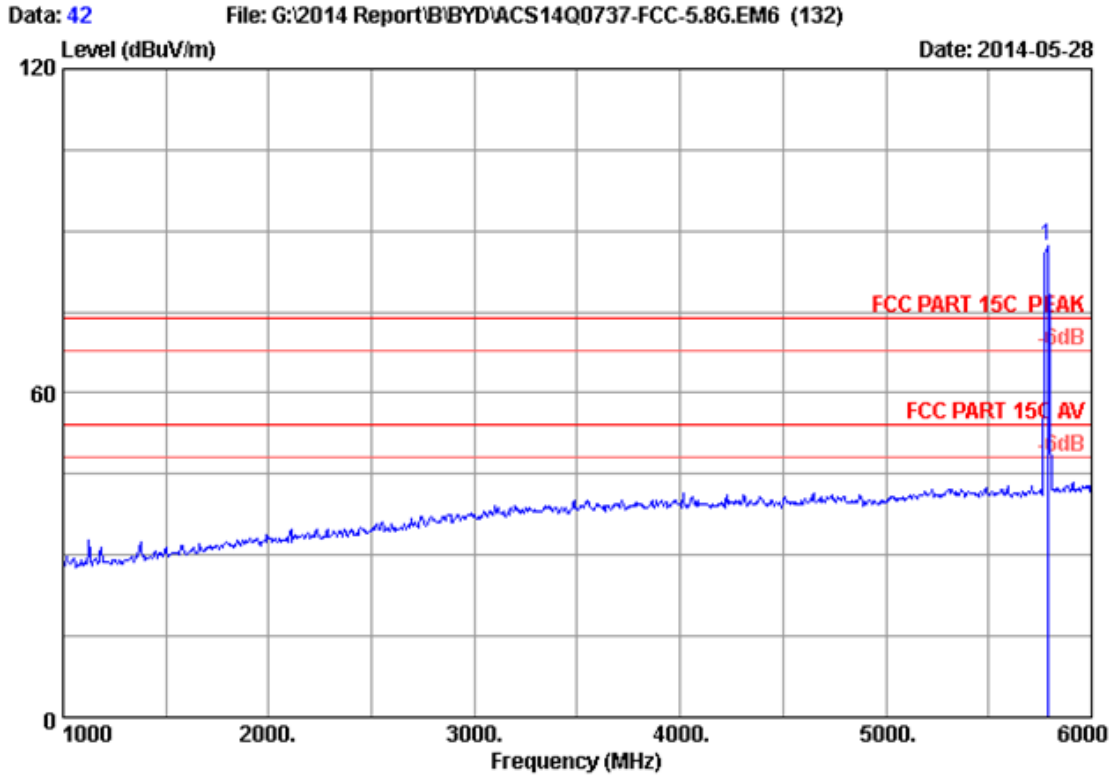
Remarks: 1. Emission Level= Antenna Factor + Cable Loss + Reading - Amp Factor
 2. The emission levels that are 20dB below the official limit are not reported.



Site no. : 3m Chamber Data no. : 41
 Dis. / Ant. : 3m 2013 3115 (4580) Ant. pol. : VERTICAL
 Limit : FCC PART 15C PEAK
 Env. / Ins. : 24°C/56% Engineer : Kevin_HMJ
 EUT : Dell Cast Adapter
 Power Rating : DC 5V From PC Input AC 120V/60Hz
 Test Mode : IEEE802.11nHT20 CH157 5785MHz Tx
 M/N : BEL01

No.	Freq. (MHz)	Ant. Factor (dB/m)	Cable Loss (dB)	AMP factor (dB)	Reading (dBuV)	Emission Level (dBuV/m)	Limits (dBuV/m)	Margin (dB)	Remark
1	5785.000	34.11	9.59	35.70	89.88	97.88	74.00	-23.88	Peak

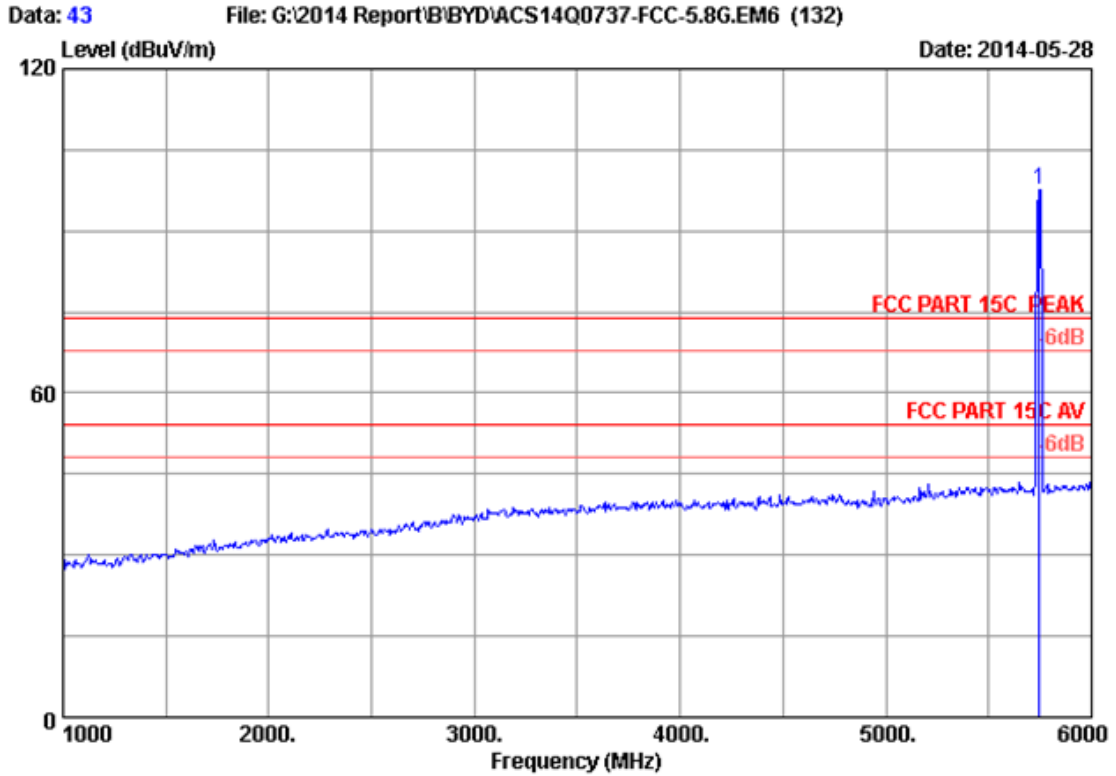
Remarks: 1. Emission Level= Antenna Factor + Cable Loss + Reading - Amp Factor
 2. The emission levels that are 20dB below the official limit are not reported.



Site no. : 3m Chamber Data no. : 42
 Dis. / Ant. : 3m 2013 3115 (4580) Ant. pol. : HORIZONTAL
 Limit : FCC PART 15C PEAK
 Env. / Ins. : 24°C/56% Engineer : Kevin_HMJ
 EUT : Dell Cast Adapter
 Power Rating : DC 5V From PC Input AC 120V/60Hz
 Test Mode : IEEE802.11nHT20 CH157 5785MHz Tx
 M/N : BEL01

No.	Freq. (MHz)	Ant. Factor (dB/m)	Cable Loss (dB)	AMP factor (dB)	Reading (dBuV)	Emission Level (dBuV/m)	Limits (dBuV/m)	Margin (dB)	Remark
1	5785.000	34.11	9.59	35.70	79.22	87.22	74.00	-13.22	Peak

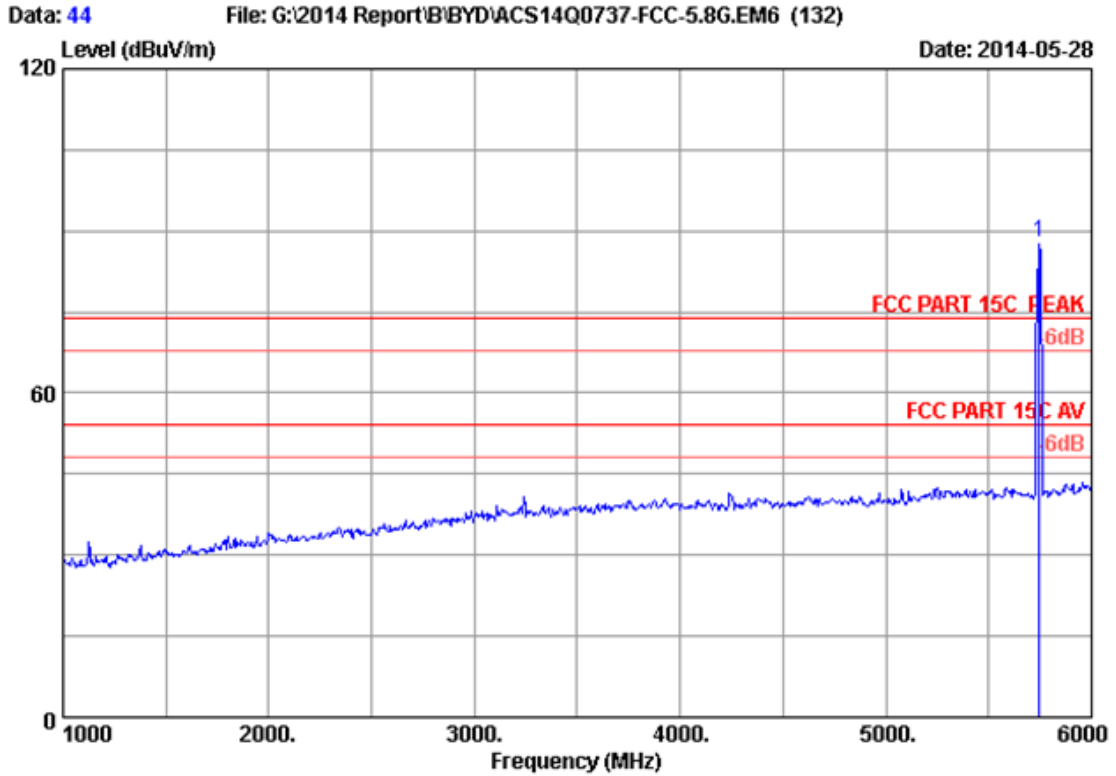
Remarks: 1. Emission Level= Antenna Factor + Cable Loss + Reading - Amp Factor
 2. The emission levels that are 20dB below the official limit are not reported.



Site no. : 3m Chamber Data no. : 43
 Dis. / Ant. : 3m 2013 3115 (4580) Ant. pol. : VERTICAL
 Limit : FCC PART 15C PEAK
 Env. / Ins. : 24°C/56% Engineer : Kevin_HMJ
 EUT : Dell Cast Adapter
 Power Rating : DC 5V From PC Input AC 120V/60Hz
 Test Mode : IEEE802.11nHT20 CH149 5745MHz Tx
 M/N : BEL01

No.	Freq. (MHz)	Ant. Factor (dB/m)	Cable Loss (dB)	AMP factor (dB)	Reading (dBuV)	Emission Level (dBuV/m)	Limits (dBuV/m)	Margin (dB)	Remark
1	5745.000	34.10	9.55	35.70	89.65	97.60	74.00	-23.60	Peak

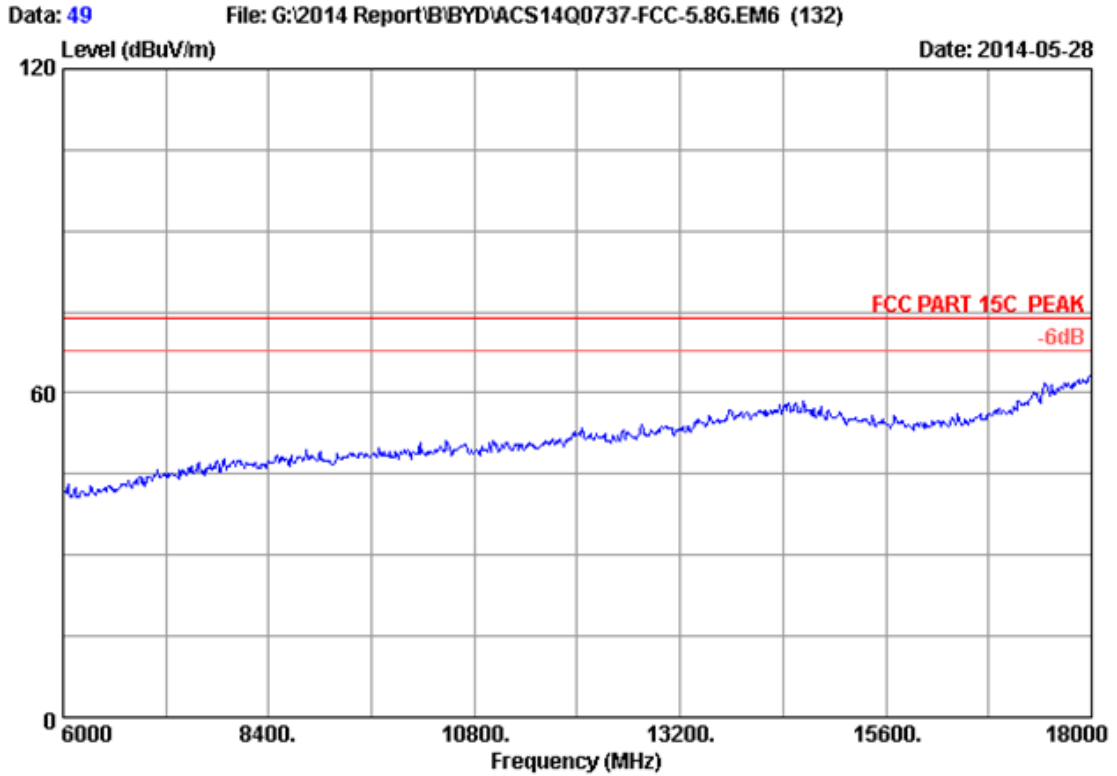
Remarks: 1. Emission Level= Antenna Factor + Cable Loss + Reading - Amp Factor
 2. The emission levels that are 20dB below the official limit are not reported.



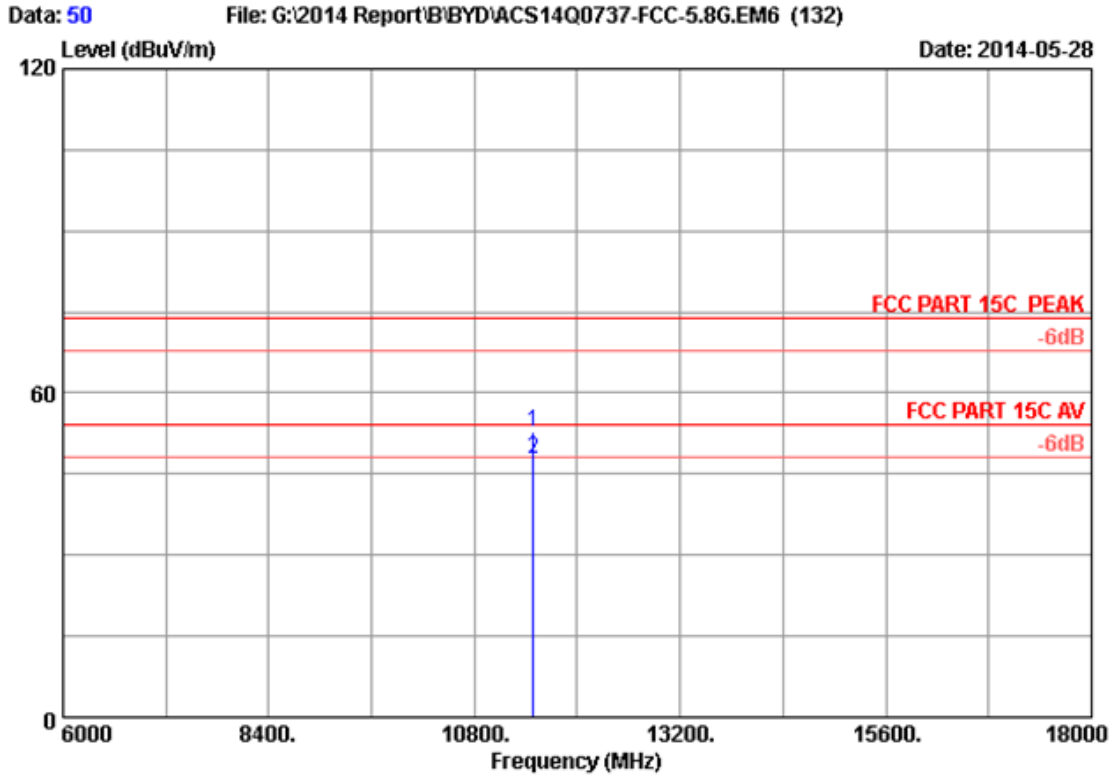
Site no. : 3m Chamber Data no. : 44
 Dis. / Ant. : 3m 2013 3115 (4580) Ant. pol. : HORIZONTAL
 Limit : FCC PART 15C PEAK
 Env. / Ins. : 24°C/56% Engineer : Kevin_HMJ
 EUT : Dell Cast Adapter
 Power Rating : DC 5V From PC Input AC 120V/60Hz
 Test Mode : IEEE802.11nHT20 CH149 5745MHz Tx
 M/N : BEL01

No.	Freq. (MHz)	Ant. Factor (dB/m)	Cable Loss (dB)	AMP factor (dB)	Reading (dBuV)	Emission Level (dBuV/m)	Limits (dBuV/m)	Margin (dB)	Remark
1	5745.000	34.10	9.55	35.70	79.84	87.79	74.00	-13.79	Peak

Remarks: 1. Emission Level= Antenna Factor + Cable Loss + Reading - Amp Factor
 2. The emission levels that are 20dB below the official limit are not reported.



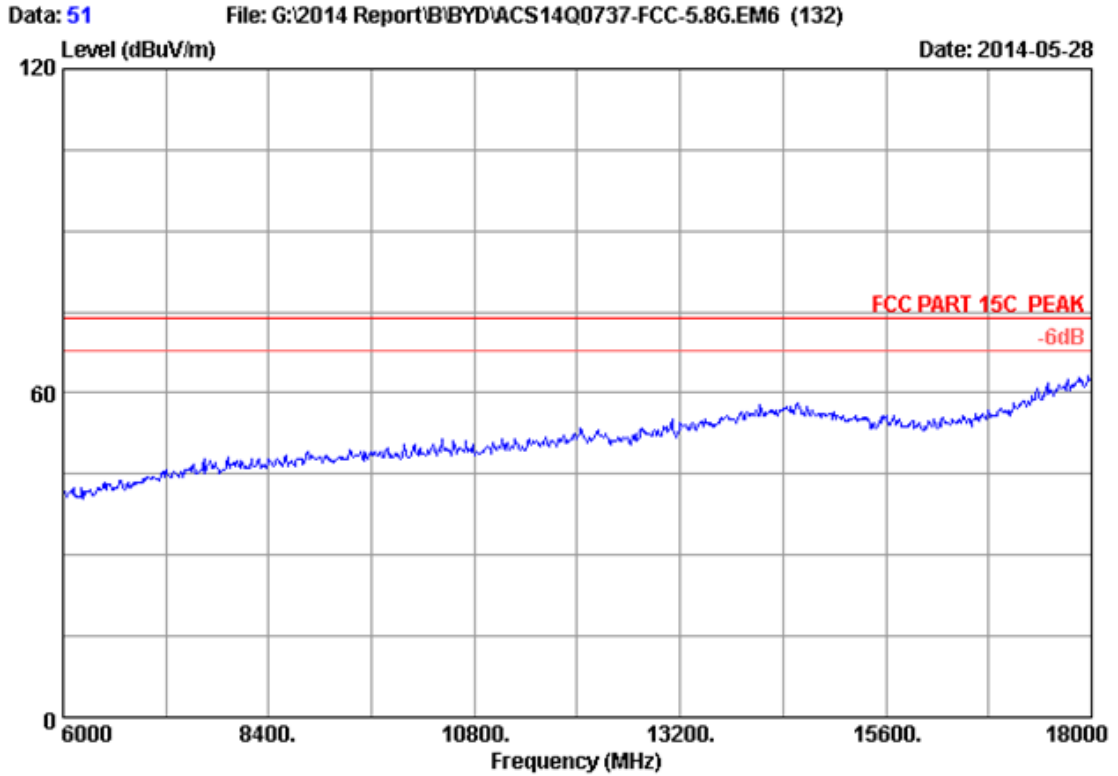
Site no. : 3m Chamber Data no. : 49
Dis. / Ant. : 3m 2013 3115 (4580) Ant. pol. : HORIZONTAL
Limit : FCC PART 15C PEAK
Env. / Ins. : 24°C/56% Engineer : Kevin_HMJ
EUT : Dell Cast Adapter
Power Rating : DC 5V From PC Input AC 120V/60Hz
Test Mode : IEEE802.11nHT20 CH149 5745MHz Tx
M/N : BELO1



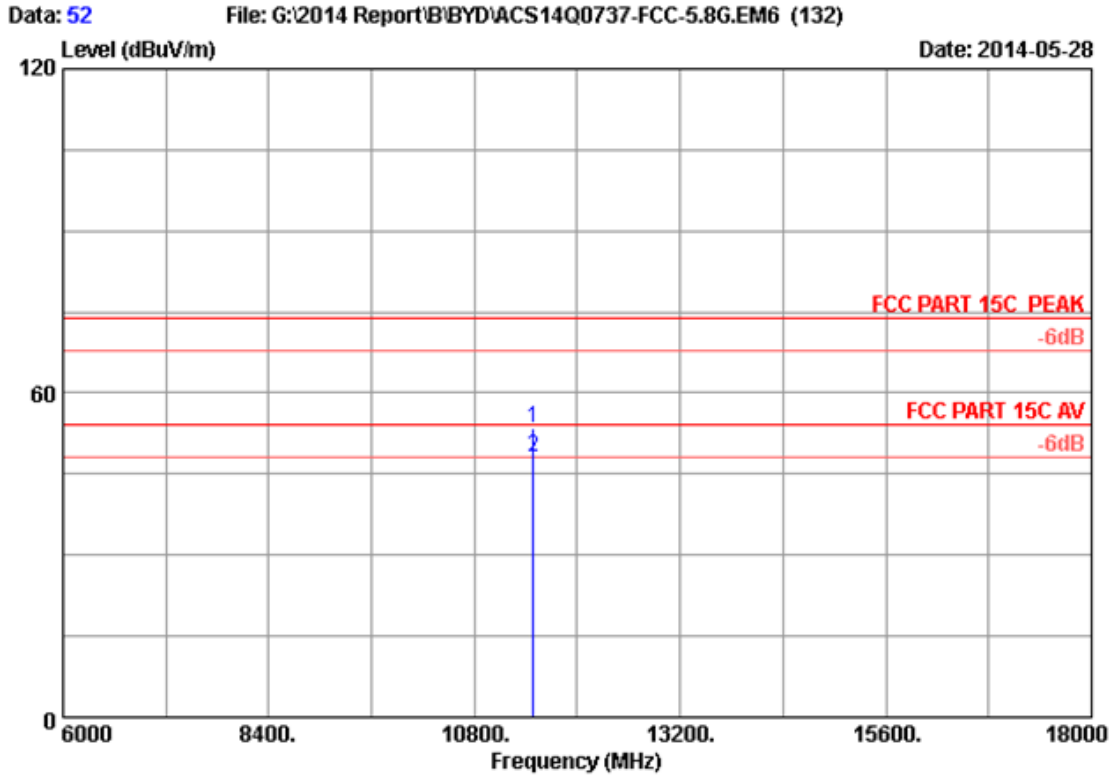
Site no. : 3m Chamber Data no. : 50
 Dis. / Ant. : 3m 2013 3115 (4580) Ant. pol. : HORIZONTAL
 Limit : FCC PART 15C PEAK
 Env. / Ins. : 24°C/56% Engineer : Kevin_HMJ
 EUT : Dell Cast Adapter
 Power Rating : DC 5V From PC Input AC 120V/60Hz
 Test Mode : IEEE802.11nHT20 CH149 5745MHz Tx
 M/N : BEL01

No.	Freq. (MHz)	Ant. Factor (dB/m)	Cable Loss (dB)	AMP factor (dB)	Reading (dBuV)	Emission Level (dBuV/m)	Limits (dBuV/m)	Margin (dB)	Remark
1	11490.000	38.69	13.28	35.28	36.23	52.92	74.00	21.08	Peak
2	11490.000	38.69	13.28	35.28	31.06	47.75	54.00	6.25	Average

Remarks: 1. Emission Level= Antenna Factor + Cable Loss + Reading - Amp Factor
 2. The emission levels that are 20dB below the official limit are not reported.



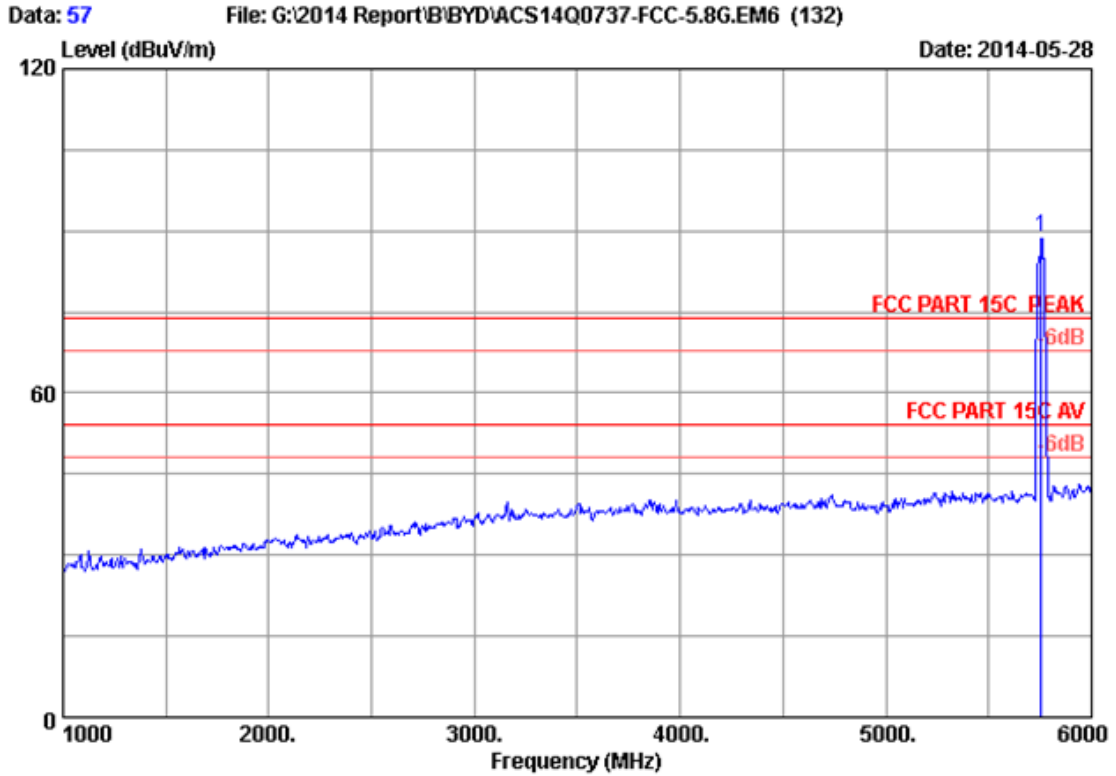
Site no. : 3m Chamber Data no. : 51
Dis. / Ant. : 3m 2013 3115 (4580) Ant. pol. : VERTICAL
Limit : FCC PART 15C PEAK
Env. / Ins. : 24°C/56% Engineer : Kevin_HMJ
EUT : Dell Cast Adapter
Power Rating : DC 5V From PC Input AC 120V/60Hz
Test Mode : IEEE802.11nHT20 CH149 5745MHz Tx
M/N : BELO1



Site no. : 3m Chamber Data no. : 52
 Dis. / Ant. : 3m 2013 3115 (4580) Ant. pol. : VERTICAL
 Limit : FCC PART 15C PEAK
 Env. / Ins. : 24°C/56% Engineer : Kevin_HMJ
 EUT : Dell Cast Adapter
 Power Rating : DC 5V From PC Input AC 120V/60Hz
 Test Mode : IEEE802.11nHT20 CH149 5745MHz Tx
 M/N : BELO1

No.	Freq. (MHz)	Ant. Factor (dB/m)	Cable Loss (dB)	AMP factor (dB)	Reading (dBuV)	Emission Level (dBuV/m)	Limits (dBuV/m)	Margin (dB)	Remark
1	11490.000	38.69	13.28	35.28	36.86	53.55	74.00	20.45	Peak
2	11490.000	38.69	13.28	35.28	31.48	48.17	54.00	5.83	Average

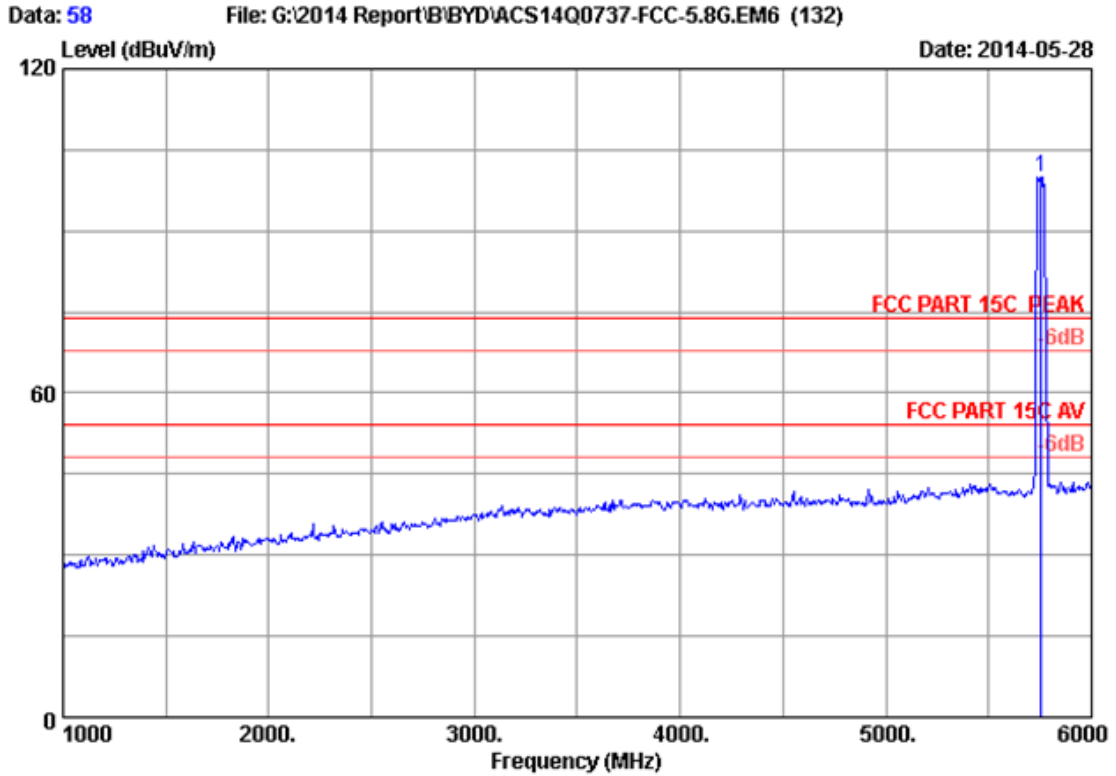
Remarks: 1. Emission Level= Antenna Factor + Cable Loss + Reading - Amp Factor
 2. The emission levels that are 20dB below the official limit are not reported.



Site no. : 3m Chamber Data no. : 57
 Dis. / Ant. : 3m 2013 3115 (4580) Ant. pol. : HORIZONTAL
 Limit : FCC PART 15C PEAK
 Env. / Ins. : 24°C/56% Engineer : Kevin_HMJ
 EUT : Dell Cast Adapter
 Power Rating : DC 5V From PC Input AC 120V/60Hz
 Test Mode : IEEE802.11nHT40 CH151 5755MHz Tx
 M/N : BEL01

No.	Freq. (MHz)	Ant. Factor (dB/m)	Cable Loss (dB)	AMP factor (dB)	Reading (dBuV)	Emission Level (dBuV/m)	Limits (dBuV/m)	Margin (dB)	Remark
1	5755.000	34.10	9.56	35.70	80.96	88.92	74.00	-14.92	Peak

Remarks: 1. Emission Level= Antenna Factor + Cable Loss + Reading - Amp Factor
 2. The emission levels that are 20dB below the official limit are not reported.



Site no. : 3m Chamber Data no. : 58
 Dis. / Ant. : 3m 2013 3115 (4580) Ant. pol. : VERTICAL
 Limit : FCC PART 15C PEAK
 Env. / Ins. : 24°C/56% Engineer : Kevin_HMJ
 EUT : Dell Cast Adapter
 Power Rating : DC 5V From PC Input AC 120V/60Hz
 Test Mode : IEEE802.11nHT40 CH151 5755MHz Tx
 M/N : BEL01

No.	Freq. (MHz)	Ant. Factor (dB/m)	Cable Loss (dB)	AMP factor (dB)	Reading (dBuV)	Emission Level (dBuV/m)	Limits (dBuV/m)	Margin (dB)	Remark
1	5755.000	34.10	9.56	35.70	92.02	99.98	74.00	-25.98	Peak

Remarks: 1. Emission Level= Antenna Factor + Cable Loss + Reading - Amp Factor
 2. The emission levels that are 20dB below the official limit are not reported.