

Sales

P: 801-822-5450 Option 1
E: sales@luxul.com

Technical Support

P: 801-822-5450 Option 3
E: support@luxul.com

Copyright and Trademark Notices

No part of this document may be modified or adapted in any way, for any purposes without permission in writing from Luxul. The material in this document is subject to change without notice. Luxul reserves the right to make changes to any product to improve reliability, function, or design. No license is granted, either expressly or by implication or otherwise under any Luxul intellectual property rights. An implied license only exists for equipment, circuits and subsystems contained in this or any Luxul product.

© Copyright 2017 Luxul. All rights reserved. The name Luxul, the Luxul logo, the Luxul logo mark and Simply Connected are all trademarks and or registered trademarks of Luxul Wireless, Inc. All other trademarks and registered trademarks are property of their respective holders.

LUX-QIG-XAP-1610-v1 0221805

6XAP1610..A1G

A brand of  legrand®

Fold

READ ME FIRST

QUICK INSTALL GUIDE



Apex ™ Wave 2 AC3100 Dual-Band Wireless Access Point

XAP-1610 XWS-2610

Includes:

- ▶ Wave 2 AC3100 Dual-Band Wireless AP
- ▶ Mounting Brackets and Hardware
- ▶ PoE Injector and Power Adapter
- ▶ Ethernet Cables



Fold

READ ME FIRST - CONTROLLER COMPATIBILITY

This XAP-1610 is compatible with the Luxul Wireless Controller for fast, easy configuration and deployment of wireless networks with multiple APs.

✓ **Note:** *If you'll be using this AP with a Wireless Controller, refer to the Quick Install Guide included with the Wireless Controller for setup instructions.*

✓ **Note:** *Please check to make sure this AP is running the latest version of firmware (as indicated at <https://www.luxul.com/firmware-updates.aspx>) before continuing onto the next steps.*

AP SETUP AND CONFIGURATION

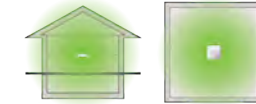
1 Physical Installation

The XAP-1610 access point is designed for simple and efficient installation and can be located one of three ways. First, the included mount is designed to attach directly to several different regions' standard electrical boxes. Second, the XAP-1610 may be mounted on a ceiling or wall without a box by using the included mount as a guide to mark attachment locations. Finally, the XAP-1610 can be placed on a flat surface by attaching the included rubber feet to the mount.

⚠ **Caution:** *Attach the rubber feet to the mount and attach the mount to the AP for flat surface placement to avoid overheating and failure.*

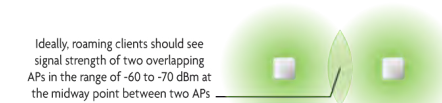
Fold

- ▶ **Single Access Point Placement:** Because the signal generated by the XAP-1610 is omnidirectional, the unit should be located as near as possible to the center of the desired coverage area.



XAP-1610 Single AP Coverage Pattern

- ▶ **Multiple Access Point Placement:** You may need to experiment with AP placement to optimize the roaming experience. Place APs to ensure adequate coverage, but not so far apart that there is no signal overlap. Adjacent APs should overlap enough that the client device has a good connection to the AP to which it is currently attached, but also sees the next-nearest AP. Ideally, roaming clients should see signal strength of two overlapping APs in the range of -60 to -70 dBm at the midway point between two APs. To learn more about AP placement, visit luxul.com/ap-placement.



XAP-1610 Multiple AP Coverage and Overlap

- ✓ **Note:** *Consider using Ekahau HeatMapper to assist with this process, available from www.ekahau.com. Luxul also offers an informative "How-To" video on HeatMapper at luxul.com/how-to-videos.*

AP SETUP AND CONFIGURATION CONT.

2 Connecting Ethernet and Power

Ethernet and Power

To apply power and network simultaneously, simply connect one end of an Ethernet cable to a PoE+ switch, and the other end to the XAP-1610 PoE port.

To connect power and Ethernet separately, first connect an Ethernet cable from the supplied PoE Injector **Data & PWR Out** port to the PoE port on the XAP-1610. An Ethernet cable length of up to 300 feet can be used.

Next, connect an Ethernet cable from your Router or Switch to the **Data IN** port on the PoE Injector. Finally, connect the AC cord to the included PoE Injector, then to the AC outlet.

✔ **Note:** Luxul recommends at least Cat-5e unshielded twisted pair (CAT5e UTP) cabling. To ensure best performance at 1000 Mbps, use CAT6 UTP.

PoE Injector Setup

- ▶ **Data In:** Connect an Ethernet cable from your router or switch to the **Data In** port of the included PoE Injector
- ▶ **Data & PWR Out:** Connect an Ethernet cable from the **Data & PWR Out** port of the included PoE Injector to the PoE Port of the XAP-1610
- ▶ **AC Power:** Connect the included AC Cord to the Power Input of the Included Injector first and then to the AC outlet.



Fold

3 Preparing for Access

IP Addressing

If the XAP-1610 is connected to a network with a 192.168.0.X address scheme, and your computer shares a similar address on the same network, you can skip to the next step, **Access and Setup**.

If your network uses an address scheme other than 192.168.0.X, you'll need to set a temporary static IP address on the computer you're using for configuration. To do so, set the IP address of your computer to an address in the 192.168.0.X range, then set the Gateway/Router address to 192.168.0.10 (the default IP address of the XAP-1610).

Once you're finished configuring the AP, you can return your computer's IP configuration to normal, typically "Obtain Automatically/DHCP."

✔ **Note:** Visit <http://luxul.com/ip-addressing> to learn more about changing your computer's IP address and getting connected.

4 Access and Setup

Getting Connected

- ▶ **Connecting Via an Ethernet Device:** Use Ethernet cable to connect your computer to the PoE+ switch or PoE injector to which the XAP-1610 is connected. Ethernet is the preferred method of connection.
- ▶ **Connecting Via a Wireless Device:** Connect your client device to the XAP-1610 default wireless network named **Luxul_XAP1610** or **Luxul_XAP1610_5G**. The wireless network will run in Open Security mode, so no

Fold

Logging In

To access the AP's web configuration, open your web browser and enter the AP's default 192.168.0.10 IP address in the address field. Log in to the AP using the default user name and password:

Default IP: 192.168.0.10
Username: admin
Password: admin

✔ **Note:** If another device on your network shares the 192.168.0.10 address, you'll need to temporarily reassign or remove that device while you configure the XAP-1610.

✔ **Note:** The XAP-1610 is not a router and will need to be connected to a network with a router in order to deliver Internet access.

5 Hardware Operation

LED Indicators

Enclosure: If the green Power LED is on, the XAP-1610 is powered and working. If the Power LED is OFF, the AP is not receiving power or the LED has been turned off in the AP's web interface. If the green Power LED is blinking, the XAP-1610 is booting. The two blue LEDs indicate each of the 2.4GHz and 5GHz networks are configured and broadcasting.



XAP-1610 LED's

Fold

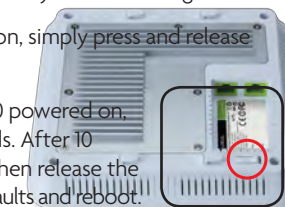
PoE Injector: If the Green ON LED is illuminated, power is connected to the injector. If the ON LED is not lit, the injector is not receiving power.

Reset Button

The Reset button is located underneath the mount and marked RESET. It may be used to reboot the AP or to restore factory default settings.

Reboot the AP: With the XAP-1610 powered on, simply press and release the Reset button.

Restore Factory Defaults: With the XAP-1610 powered on, press and hold the Reset button for 10 seconds. After 10 seconds the lights will begin to flash quickly, then release the button and the XAP-1610 will restore factory defaults and reboot.



⚠ **CAUTION:** Holding the Reset button for more than a few seconds will restore the AP to factory default and remove any custom configuration.

Fold

NO WARRANTY

11. BECAUSE THE PROGRAM IS LICENSED FREE OF CHARGE, THERE IS NO WARRANTY FOR THE PROGRAM, TO THE EXTENT PERMITTED BY APPLICABLE LAW. EXCEPT WHEN OTHERWISE STATED IN WRITING THE COPYRIGHT HOLDERS AND/OR OTHER PARTIES PROVIDE THE PROGRAM "AS IS" WITHOUT WARRANTY OF ANY KIND, EITHER EXPRESSED OR IMPLIED, INCLUDING, BUT NOT LIMITED TO, THE IMPLIED WARRANTIES OF MERCHANTABILITY AND FITNESS FOR A PARTICULAR PURPOSE. THE ENTIRE RISK AS TO THE QUALITY AND PERFORMANCE OF THE PROGRAM IS WITH YOU. SHOULD THE PROGRAM PROVE DEFECTIVE, YOU ASSUME THE COST OF ALL NECESSARY SERVICING, REPAIR OR CORRECTION.

12. IN NO EVENT UNLESS REQUIRED BY APPLICABLE LAW OR AGREED TO IN WRITING WILL ANY COPYRIGHT HOLDER, OR ANY OTHER PARTY WHO MAY MODIFY AND/OR REDISTRIBUTE THE PROGRAM AS PERMITTED ABOVE, BE LIABLE TO YOU FOR DAMAGES, INCLUDING ANY GENERAL, SPECIAL, INCIDENTAL OR CONSEQUENTIAL DAMAGES ARISING OUT OF THE USE OR INABILITY TO USE THE PROGRAM (INCLUDING BUT NOT LIMITED TO LOSS OF DATA OR DATA BEING RENDERED INACCURATE OR LOSSES SUSTAINED BY YOU OR THIRD PARTIES OR A FAILURE OF THE PROGRAM TO OPERATE WITH ANY OTHER PROGRAMS), EVEN IF SUCH HOLDER OR OTHER PARTY HAS BEEN ADVISED OF THE POSSIBILITY OF SUCH DAMAGES.

END OF TERMS AND CONDITIONS



LUXUL OPEN SOURCE CODE FOR PROGRAMMERS

The information on this page is for programmers and is unnecessary for Luxul users and installers. If you need technical support, firmware downloads, or documentation, please visit luxul.com.

Certain Luxul products include software code developed by third parties, including software code subject to the GNU General Public License ("GPL"). Please see below or the GPL web site to view the license.

For a period of three years after the firmware release, if you would like access to the GPL source used in Luxul products, please email: opensource@luxul.com with your request.

The GPL Code used in Luxul products is distributed **WITHOUT WARRANTY** and is subject to the copyrights of one or more authors.

GNU GENERAL PUBLIC LICENSE

Version 2, June 1991

Copyright (C) 1989, 1991 Free Software Foundation, Inc. 59 Temple Place, Suite 330, Boston, MA 02111-1307 USA

Everyone is permitted to copy and distribute verbatim copies of this license document, but changing it is not allowed.

Preamble

The licenses for most software are designed to take away your freedom to share and change it. By contrast, the GNU General Public License is intended to guarantee your freedom to share and change free software—to make sure the software is free for all its users. This General Public License applies to most of the Free Software Foundation's software and to any other program whose authors commit to using it. (Some other Free Software Foundation software is covered by the GNU Library General Public License instead.) You can apply it to your programs, too.

When we speak of free software, we are referring to freedom, not price. Our General Public Licenses are designed to make sure that you have the freedom to distribute copies of free software (and charge for this service if you wish), that you receive source code or can get it if you want it, that you can change the software or use pieces of it in new free programs; and that you know you can do these things.

To protect your rights, we need to make restrictions that forbid anyone to deny you these rights or to ask you to surrender the rights. These restrictions translate to certain responsibilities for you if you distribute copies of the software, or if you modify it.

For example, if you distribute copies of such a program, whether gratis or for a fee, you must give the recipients all the rights that you have. You must make sure that they, too, receive or can get the source code. And you must show them these terms so they know their rights.

We protect your rights with two steps: (1) copyright the software, and (2) offer you this license which gives you legal permission to copy, distribute and/or modify the software.

Also, for each author's protection and ours, we want to make certain that everyone understands that there is no warranty for this free software. If the software is modified by someone else and passed on, we want its recipients to know that what they have is not the original, so that any problems introduced by others will not reflect on the original authors' reputations.

Finally, any free program is threatened constantly by software patents. We wish to avoid the danger that redistributors of a free program will individually obtain patent licenses, in effect making the program proprietary. To prevent this, we have made it clear that any patent must be licensed for everyone's free use or not licensed at all.

The precise terms and conditions for copying, distribution and modification follow.

97A0000005LXG

Fold

GNU GENERAL PUBLIC LICENSE TERMS AND CONDITIONS FOR COPYING, DISTRIBUTION AND MODIFICATION

0. This License applies to any program or other work which contains a notice placed by the copyright holder saying it may be distributed under the terms of this General Public License. The “Program”, below, refers to any such program or work, and a “work based on the Program” means either the Program or any derivative work under copyright law: that is to say, a work containing the Program or a portion of it, either verbatim or with modifications and/or translated into another language. (Hereinafter, translation is included without limitation in the term “modification”.) Each licensee is addressed as “you”.

Activities other than copying, distribution and modification are not covered by this License; they are outside its scope. The act of running the Program is not restricted, and the output from the Program is covered only if its contents constitute a work based on the Program (independent of having been made by running the Program). Whether that is true depends on what the Program does.

1. You may copy and distribute verbatim copies of the Program’s source code as you receive it, in any medium, provided that you conspicuously and appropriately publish on each copy an appropriate copyright notice and disclaimer of warranty; keep intact all the notices that refer to this License and to the absence of any warranty; and give any other recipients of the Program a copy of this License along with the Program.

You may charge a fee for the physical act of transferring a copy, and you may at your option offer warranty protection in exchange for a fee.

2. You may modify your copy or copies of the Program or any portion of it, thus forming a work based on the Program, and copy and distribute such modifications or work under the terms of Section 1 above, provided that you also meet all of these conditions:

- a) You must cause the modified files to carry prominent notices stating that you changed the files and the date of any change.
- b) You must cause any work that you distribute or publish, that in whole or in part contains or is derived from the Program or any part thereof, to be licensed as a whole at no charge to all third parties under the terms of this License.
- c) If the modified program normally reads commands interactively when run, you must cause it, when started running for such interactive use in the most ordinary way, to print or display an announcement including an appropriate copyright notice and a notice that there is no warranty (or else, saying that you provide a warranty) and that users may redistribute the program under these conditions, and telling the user how to view a copy of this License. (Exception: if the Program itself is interactive but does not normally print such an announcement, your work based on the Program is not required to print an announcement.)

These requirements apply to the modified work as a whole. If identifiable sections of that work are not derived from the Program, and can be reasonably considered independent and separate works in themselves, then this License, and its terms, do not apply to those sections when you distribute them as separate works. But when you distribute the same sections as part of a whole which is a work based on the Program, the distribution of the whole must be on the terms of this License, whose permissions for other licensees extend to the entire whole, and thus to each and every part regardless of who wrote it.

Thus, it is not the intent of this section to claim rights or contest your rights to work written entirely by you; rather, the intent is to exercise the right to control the distribution of derivative or collective works based on the Program.

In addition, mere aggregation of another work not based on the Program with the Program (or with a work based on the Program) on a volume of a storage or distribution medium does not bring the other work under the scope of this License.

3. You may copy and distribute the Program (or a work based on it, under Section 2) in object code or executable form under the terms of Sections 1 and 2 above provided that you also do one of the following:

- a) Accompany it with the complete corresponding machine-readable source code, which must be distributed under the terms of Sections 1 and 2 above on a medium customarily used for software interchange; or,
- b) Accompany it with a written offer, valid for at least three years, to give any third party, for a charge no more than your cost of physically performing source distribution, a complete machine-readable copy of the corresponding source code, to be distributed under the terms of Sections 1 and 2 above on a medium customarily used for software interchange; or,
- c) Accompany it with the information you received as to the offer to distribute corresponding source code. (This alternative is allowed only for noncommercial distribution and only if you received the program in object code or executable form with such an offer, in accord with Subsection b above.)

The source code for a work means the preferred form of the work for making modifications to it. For an executable work, complete source code means all the source code for all modules it contains, plus any associated interface definition files, plus the scripts used to control compilation and installation of the executable. However, as a special exception, the source code distributed need not include anything that is normally distributed (in either source or binary form) with the major components (compiler, kernel, and so on) of the operating system on which the executable runs, unless that component itself accompanies the executable.

If distribution of executable or object code is made by offering access to copy from a designated place, then offering equivalent access to copy the source code from the same place counts as distribution of the source code, even though third parties are not compelled to copy the source along with the object code.

4. You may not copy, modify, sublicense, or distribute the Program except as expressly provided under this License. Any attempt otherwise to copy, modify, sublicense or distribute the Program is void, and will automatically terminate your rights under this License. However, parties who have received copies, or rights, from you under this License will not have their licenses terminated so long as such parties remain in full compliance.

5. You are not required to accept this License, since you have not signed it. However, nothing else grants you permission to modify or distribute the Program or its derivative works. These actions are prohibited by law if you do not accept this License. Therefore, by modifying or distributing the Program (or any work based on the Program), you indicate your acceptance of this License to do so, and all its terms and conditions for copying, distributing or modifying the Program or works based on it.

6. Each time you redistribute the Program (or any work based on the Program), the recipient automatically receives a license from the original licensor to copy, distribute or modify the Program subject to these terms and conditions. You may not impose any further restrictions on the recipients’ exercise of the rights granted herein. You are not responsible for enforcing compliance by third parties to this License.

7. If, as a consequence of a court judgment or allegation of patent infringement or for any other reason (not limited to patent issues), conditions are imposed on you (whether by court order, agreement or otherwise) that contradict the conditions of this License, they do not excuse you from the conditions of this License. If you cannot distribute so as to satisfy simultaneously your obligations under this License and any other pertinent obligations, then as a consequence you may not distribute the Program at all. For example, if a patent license would not permit royalty-free redistribution of the Program by all those who receive copies directly or indirectly through you, then the only way you could satisfy both it and this License would be to refrain entirely from distribution of the Program.

If any portion of this section is held invalid or unenforceable under any particular circumstance, the balance of the section is intended to apply and the section as a whole is intended to apply in other circumstances.

It is not the purpose of this section to induce you to infringe any patents or other property right claims or to contest validity of any such claims; this section has the sole purpose of protecting the integrity of the free software distribution system, which is implemented by public license practices. Many people have made generous contributions to the wide range of software distributed through that system in reliance on consistent application of that system; it is up to the author/donor to decide if he or she is willing to distribute software through any other system and a licensee cannot impose that choice.

This section is intended to make thoroughly clear what is believed to be a consequence of the rest of this License.

8. If the distribution and/or use of the Program is restricted in certain countries either by patents or by copyrighted interfaces, the original copyright holder who places the Program under this License may add an explicit geographical distribution limitation excluding those countries, so that distribution is permitted only in or among countries not thus excluded. In such case, this License incorporates the limitation as if written in the body of this License.

9. The Free Software Foundation may publish revised and/or new versions of the General Public License from time to time. Such new versions will be similar in spirit to the present version, but may differ in detail to address new problems or concerns.

Each version is given a distinguishing version number. If the Program specifies a version number of this License which applies to it and “any later version”, you have the option of following the terms and conditions either of that version or of any later version published by the Free Software Foundation. If the Program does not specify a version number of this License, you may choose any version ever published by the Free Software Foundation.

10. If you wish to incorporate parts of the Program into other free programs whose distribution conditions are different, write to the author to ask for permission. For software which is copyrighted by the Free Software Foundation, write to the Free Software Foundation; we sometimes make exceptions for this. Our decision will be guided by the two goals of preserving the free status of all derivatives of our free software and of promoting the sharing and reuse of software generally.

Fold

Fold

Fold

Frequency/Band Information

	Channel	Frequency (MHz)	US (FCC)	Europe (ETSI)*
2.4GHz Band	1	2412	✓	✓
	2	2417	✓	✓
	3	2422	✓	✓
	4	2427	✓	✓
	5	2432	✓	✓
	6	2437	✓	✓
	7	2442	✓	✓
	8	2447	✓	✓
	9	2452	✓	✓
	10	2457	✓	✓
	11	2462	✓	✓
	12	2467		✓
	13	2472		✓
5GHz Band	36	5180	✓	✓
	40	5200	✓	✓
	44	5220	✓	✓
	48	5240	✓	✓
	149	5745	✓	
	153	5765	✓	
	157	5785	✓	
	161	5805	✓	
	165	5825	✓	

* On the European version of this product the maximum output power is 19.97dBm on frequencies 2412-2472MHz and 22.98dBm on frequencies 5180-5240MHz.

97A0000038LXG



12884 Fronrunner Blvd, Suite 201
Draper, UT 84020-5490

1-801-822-5450

REGULATORY, COMPLIANCE AND SAFETY DOCUMENT

XAP-1610 XWS-2610

Apex™ Wave 2 AC3100 Dual-Band Access Point

Last Update: 02/20/18

This documentation contains regulatory compliance and safety information. No part of this publication, or any other publication may be modified or adapted in any way, for any purposes without written permission from Luxul.

©2018 Luxul. All Rights Reserved.

The name Luxul, the Luxul logo, the Luxul logo mark and Simply Connected are all trademarks and/or registered trademarks of Luxul Wireless, Inc. All other trademarks and registered trademarks are property of their respective holders.

LUX-REG-COM- XAP1610-21218

FCC STATEMENT—WIRELESS FCC 2.4GHZ & 5GHZ 802.11B/G/N/AC

FCC Compliance

This device complies with Part 15 of the FCC Rules. Operation is subject to the following two conditions: (1) this device may not cause harmful interference, and (2) this device must accept any interference received, including interference that may cause undesired operation.

FCC ID: W59XAP1610

IC: 8584A-XAP1610

FCC Statement

This equipment has been tested and found to comply with the limits for a Class B digital device, pursuant to Part 15 of the FCC Rules. This equipment generates, uses and can radiate radio frequency energy and, if not installed and used in accordance with the instructions, may cause harmful interference to radio communications. However, there is no guarantee that interference will not occur in a particular installation. If this equipment does cause harmful interference to radio or television reception, which can be determined by turning the equipment off and on, the user is encouraged to try to correct the interference by one of the following measures:

- ▶ Reorient or relocate the receiving antenna.
- ▶ Increase the separation between the equipment and receiver.
- ▶ Connect the equipment to an outlet on a circuit different from that to which the receiver is connected.
- ▶ Consult the dealer or an experienced radio/TV technician for help.

Refer to included Quick Installation Guide for device-specific FCC Class information.

FCC Caution: Any changes or modifications not expressly approved by the party responsible for compliance could void the user's authority to operate this equipment.

- ▶ This device complies with part 15 of the FCC Rules.
- ▶ This transmitter must not be co-located or operated in conjunction with any other antenna or transmitter.

Radiation Exposure Statement

This equipment complies with FCC radiation exposure limits set forth for an uncontrolled environment. This equipment should be installed and operated with a minimum distance of 26cm between the radiator & your body.

REGULATORY COMPLIANCE

The device complies with internationally-recognized standards covering human exposure to electromagnetic fields from radio devices. This equipment also complies with FCC radiation exposure set forth for an uncontrolled environment. In order to avoid the possibility of exceeding the FCC radio frequency exposure limits, human proximity to the antenna shall not be less than 26cm (10.2362 in) during normal operation.

Unauthorized antennas, modifications, or attachments could cause damage and may violate regulatory approvals. Any changes or modifications not expressly approved by the party responsible for compliance could void the authority to operate the equipment.

Luxul equipment marketed in the U.S. is restricted to usage of channels 1-11 only for 2.4GHz and channels 36-48/149-165 for 5GHz.

Warnings and Safety Information

- ▶ Ensure that the electrical circuits have appropriate grounding, overload and surge protection.
- ▶ Attach only approved power cords to the device.
- ▶ Verify there is adequate ventilation around the device, and that ambient temperatures meet equipment operation specifications.
- ▶ DO NOT install in or near hot or humid places, such as a kitchen or bathroom. Take care to minimize exposure to excessive heat or moisture.
- ▶ Small parts and plastic bags used for packaging may be harmful to small children. KEEP ALL ACCESSORIES OUT OF THE REACH OF CHILDREN!
- ▶ This product may become hot when in use for extended time periods. This is normal and is not a malfunction. DO NOT install where it will be exposed to paper, cloth or other flammable materials.
- ▶ Operation within the 5.15-5.25GHz frequency range is restricted to indoor use.

Fold

Health and Safety Recommendations

Warnings for the use of Wireless Devices: Please observe all warning notices with regard to the use of wireless devices

Potentially Hazardous Atmospheres: You are reminded of the need to observe restrictions on the use of radio devices in fuel depots, chemical plants, and other similar areas where the air contains chemicals or particles (such as grain, dust, or metal powders).

Safety in Hospitals: Wireless devices transmit radio frequency energy and may affect medical electrical equipment. When installed adjacent to other equipment, it is advised to verify that the adjacent equipment is not adversely affected.

RF Exposure Guidelines

Safety Information: The device complies with internationally-recognized standards covering human exposure to electromagnetic fields from radio devices.

Warning: Exposure to Radio Frequency (RF) Radiation:

The radiated output of this device is below FCC radio frequency exposure limits. Nevertheless, the device should be used in such a manner that the potential for human contact during normal operation is minimized.

- ▶ The end user must avoid any extended human RF exposure directly in front of the device, up to a distance of 31cm, when the unit is on.
- ▶ When servicing the equipment and selecting a location for the antennas, it is important to note that a minimum distance of 31cm is required between personnel and the device or antenna, to comply with radio frequency exposure limits.
- ▶ The antenna used for this transmitter must be installed to provide a separation distance of at least 31cm from all persons and must not be co-located or operating in conjunction with any other antenna or transmitter.

The following safety precautions should be observed:

- ▶ Do not touch or move the antenna while the unit is transmitting or receiving.
- ▶ Do not hold any component containing the radio such that the antenna is very close or touching any exposed parts of the body, especially the face or eyes, while transmitting.
- ▶ Do not operate the radio or attempt to transmit data unless the antenna is connected; this behavior may cause damage to the radio.

ErP Statement

The purpose of this product is to create a constant network connection for your devices. It does not have a standby mode or use a power management mode. If you wish to power down this product, please unplug it from the power socket.

Industry Canada

This device complies with Industry Canada's licence-exempt RSSs. Operation is subject to the following two conditions:

- (1) This device may not cause interference; and
- (2) This device must accept any interference, including interference that may cause undesired operation of the device.

Le présent appareil est conforme aux CNR d'Industrie Canada applicables aux appareils radio exempts de licence. L'exploitation est autorisée aux deux conditions suivantes : (1) l'appareil ne doit pas produire de brouillage, et (2) l'utilisateur de l'appareil doit accepter tout brouillage radioélectrique subi, même si le brouillage est susceptible d'en compromettre le fonctionnement.

Fold

This transmitter must not be co-located or operating in conjunction with any other antenna or transmitter. This equipment should be installed and operated with a minimum distance of 31 centimeters between the radiator and your body.

Cet émetteur ne doit pas être Co-placé ou ne fonctionnant en même temps qu'aucune autre antenne ou émetteur. Cet équipement devrait être installé et actionné avec une distance minimum de 31 centimètres entre le radiateur et votre corps.

Caution:

(i) the device for operation in the band 5150-5250 MHz is only for indoor use to reduce the potential for harmful interference to co-channel mobile satellite systems;

(ii) the maximum antenna gain permitted for devices in the band 5725-5850 MHz shall be such that the equipment still complies with the e.i.r.p. limits specified for point-to-point and non-point-to-point operation as appropriate.

Avertissement:

(i) les dispositifs fonctionnant dans la bande 5150-5250 MHz sont réservés uniquement pour une utilisation à l'intérieur afin de réduire les risques de brouillage préjudiciable aux systèmes de satellites mobiles utilisant les mêmes canaux;

(ii) le gain maximal d'antenne permis (pour les dispositifs utilisant la bande de 5725 à 5850 MHz) doit être conforme à la limite de la p.i.r.e. spécifiée pour l'exploitation point à point et l'exploitation non point à point, selon le cas;

CAN ICES-3(B)/NMB-3(B)

Fold

Simplified EU declaration of conformity

Hereby, **Luxul** declares that the radio equipment type **XAP-1610** is in compliance with Directive 2014/53/EU.

The full text of the EU declaration of conformity is available at the following internet address: **<http://luxul.com/regulatory-compliance>**

Le soussigné, **Luxul**, déclare que l'équipement radioélectrique du type **XAP-1610** est conforme à la directive 2014/53/UE.

Le texte complet de la déclaration UE de conformité est disponible à l'adresse internet suivante: **<http://luxul.com/regulatory-compliance>**

Hiermit erklärt **Luxul**, dass der Funkanlagentyp **XAP-1610** der Richtlinie 2014/53/EU entspricht.

Der vollständige Text der EU-Konformitätserklärung ist unter der folgenden Internetadresse verfügbar: **<http://luxul.com/regulatory-compliance>**

Hierbij verklaar ik, **Luxul**, dat het type radioapparatuur **XAP-1610** conform is met Richtlijn 2014/53/EU.

De volledige tekst van de EU-conformiteitsverklaring kan worden geraadpleegd op het volgende internetadres: **<http://luxul.com/regulatory-compliance>**

A brand of **legrand**