



FCC RADIO TEST REPORT

FCC ID : W59XAP1610
Equipment : Apex Wave 2 AC3100 Dual-Band Wireless AP
Brand Name : Luxul
Model Name : XAP-1610, XWS-2610
Applicant : Luxul Wireless
12884 S Frontrunner Blvd Suite 201 Draper Utah
United States 84020
Standard : 47 CFR FCC Part 15.407

The product was received on Apr. 09, 2018, and testing was started from Apr. 09, 2018 and completed on May 12, 2018. We, SPORTON INTERTIONAL INC. EMC & Wireless Communications Laboratory, would like to declare that the tested sample has been evaluated in accordance with the procedures given in ANSI C63.10-2013 and shown compliance with the applicable technical standards.

The report must not be used by the client to claim product certification, approval, or endorsement by TAF or any agency of government.

The test results in this report apply exclusively to the tested model / sample. Without written approval of SPORTON INTERTIONAL INC. EMC & Wireless Communications Laboratory, the test report shall not be reproduced except in full.



Approved by: Sam Chen

SPORTON INTERTIONAL INC. EMC & Wireless Communications Laboratory

No. 52, Huaya 1st Rd., Guishan Dist., Taoyuan City, Taiwan (R.O.C.)



Table of Contents

History of this test report.....3

Summary of Test Result.....4

1 General Description5

1.1 Information.....5

1.2 Testing Applied Standards8

1.3 Testing Location Information8

1.4 Measurement Uncertainty8

2 Test Configuration of EUT9

2.1 Test Channel Mode9

2.2 The Worst Case Measurement Configuration11

2.3 EUT Operation during Test13

2.4 Accessories13

2.5 Support Equipment.....14

2.6 Test Setup Diagram15

3 Transmitter Test Result19

3.1 AC Power-line Conducted Emissions19

3.2 Emission Bandwidth21

3.3 Maximum Conducted Output Power22

3.4 Peak Power Spectral Density.....24

3.5 Unwanted Emissions.....27

4 Test Equipment and Calibration Data31

Appendix A. Test Results of AC Power-line Conducted Emissions

Appendix B. Test Results of Emission Bandwidth

Appendix C. Test Results of Maximum Conducted Output Power

Appendix D. Test Results of Peak Power Spectral Density

Appendix E. Test Results of Unwanted Emissions

Appendix F. Test Results of Radiated Emission Co-location

Appendix G. Test Photos

Photographs of EUT v01



Summary of Test Result

Report Clause	Ref Std. Clause	Test Items	Result (PASS/FAIL)	Remark
1.1.2	15.203	Antenna Requirement	PASS	-
3.1	15.207	AC Power-line Conducted Emissions	PASS	-
3.2	15.407(a)	Emission Bandwidth	PASS	-
3.3	15.407(a)	Maximum Conducted Output Power	PASS	-
3.4	15.407(a)	Peak Power Spectral Density	PASS	-
3.5	15.407(b)	Unwanted Emissions	PASS	-

Reviewed by: **Cliff Chang**

Report Producer: **Cindy Peng**



1 General Description

1.1 Information

1.1.1 RF General Information

Frequency Range (MHz)	IEEE Std. 802.11	Ch. Frequency (MHz)	Channel Number
5150-5250	a, n (HT20), ac (VHT20)	5180-5240	36-48 [4]
5725-5850		5745-5825	149-165 [5]
5150-5250	n (HT40), ac (VHT40)	5190-5230	38-46 [2]
5725-5850		5755-5795	151-159 [2]
5150-5250	ac (VHT80)	5210	42 [1]
5725-5850		5775	155 [1]

Band	Mode	BWch (MHz)	Nant
5.15-5.25GHz	802.11a	20	4TX
5.15-5.25GHz	802.11n HT20	20	4TX
5.15-5.25GHz	802.11n HT20-BF	20	4TX
5.15-5.25GHz	802.11ac VHT20	20	4TX
5.15-5.25GHz	802.11ac VHT20-BF	20	4TX
5.15-5.25GHz	802.11n HT40	40	4TX
5.15-5.25GHz	802.11n HT40-BF	40	4TX
5.15-5.25GHz	802.11ac VHT40	40	4TX
5.15-5.25GHz	802.11ac VHT40-BF	40	4TX
5.15-5.25GHz	802.11ac VHT80	80	4TX
5.15-5.25GHz	802.11ac VHT80-BF	80	4TX
5.725-5.85GHz	802.11a	20	4TX
5.725-5.85GHz	802.11n HT20	20	4TX
5.725-5.85GHz	802.11n HT20-BF	20	4TX
5.725-5.85GHz	802.11ac VHT20	20	4TX
5.725-5.85GHz	802.11ac VHT20-BF	20	4TX
5.725-5.85GHz	802.11n HT40	40	4TX
5.725-5.85GHz	802.11n HT40-BF	40	4TX
5.725-5.85GHz	802.11ac VHT40	40	4TX
5.725-5.85GHz	802.11ac VHT40-BF	40	4TX
5.725-5.85GHz	802.11ac VHT80	80	4TX
5.725-5.85GHz	802.11ac VHT80-BF	80	4TX



Note:

- ♦ 11a, HT20 and HT40 use a combination of OFDM-BPSK, QPSK, 16QAM, 64QAM modulation.
- ♦ VHT20, VHT40 and VHT80 use a combination of OFDM-BPSK, QPSK, 16QAM, 64QAM, 256QAM, 1024QAM modulation.
- ♦ BWch is the nominal channel bandwidth.
- ♦ Nss-Min is the minimum number of spatial streams.
- ♦ Nant is the number of outputs. e.g., 2(2,3) means have 2 outputs for port 2 and port 3. 2 means have 2 outputs for port 1 and port 2.

1.1.2 Antenna Information

Ant.	Port	Brand	P/N	Antenna Type	Connector	Gain (dBi)	
						2.4GHz	5GHz
1	1	Hong Lin	290-20336	PIFA Antenna	I-PEX	2.76	3.23
2	2	Hong Lin	290-20337	PIFA Antenna	I-PEX	2.75	3.28
3	3	Hong Lin	290-20338	PIFA Antenna	I-PEX	2.33	3.58
4	4	Hong Lin	290-20339	PIFA Antenna	I-PEX	3.50	4.00

Note: The EUT has four antennas.

Port 1, Port 2, Port 3 and Port 4 could transmit/receive simultaneously.

1.1.3 Mode Test Duty Cycle

Mode	DC	DCF(dB)	T(s)	VBW(Hz) ≥ 1/T
802.11a	0.952	0.214	2.068m	1k
802.11ac VHT20	0.986	0.061	n/a (DC>=0.98)	n/a (DC>=0.98)
802.11ac VHT20-BF	0.842	0.747	1.946m	1k
802.11ac VHT40	0.971	0.128	953.75u	3k
802.11ac VHT40-BF	0.921	0.357	2.785m	1k
802.11ac VHT80	0.943	0.255	461.25u	3k
802.11ac VHT80-BF	0.806	0.937	3.414m	300

1.1.4 EUT Operational Condition

EUT Power Type	From PoE			
Beamforming Function	<input checked="" type="checkbox"/>	With beamforming	<input type="checkbox"/>	Without beamforming
	The product has beamforming function for 802.11n/ac.			
Function	<input type="checkbox"/>	Outdoor P2M	<input checked="" type="checkbox"/>	Indoor P2M
	<input type="checkbox"/>	Fixed P2P	<input type="checkbox"/>	Client
Test Software Version	accessMTool_3_0_0_6			



1.1.5 Table for Multiple Listing

The EUT has two model names which are identical to each other in all aspects except for the following table:

Model Name	Description
XAP-1610	There is nothing different of two models, just for different marketing use.
XWS-2610	

From the above models, model: XAP-1610 was selected as representative model for the test and its data was recorded in this report.



1.2 Testing Applied Standards

According to the specifications of the manufacturer, the EUT must comply with the requirements of the following standards:

- ♦ 47 CFR FCC Part 15
- ♦ ANSI C63.10-2013
- ♦ FCC KDB 789033 D02 v02r01
- ♦ FCC KDB 662911 D01 v02r01

1.3 Testing Location Information

Testing Location		
<input type="checkbox"/>	HWA YA	ADD : No. 52, Hwa Ya 1st Rd., Kwei-Shan Hsiang, Tao Yuan Hsien, Taiwan, R.O.C. TEL : 886-3-327-3456 FAX : 886-3-318-0055
<input checked="" type="checkbox"/>	JHUBEI	ADD : No.8, Lane 724, Bo-ai St., Jhubei City, HsinChu County 302, Taiwan, R.O.C. TEL : 886-3-656-9065 FAX : 886-3-656-9085

Test Condition	Test Site No.	Test Engineer	Test Environment	Test Date
RF Conducted	TH01-CB	Paul Chen	23°C / 65%	Apr. 11, 2018~May 04, 2018
Radiated	03CH01-CB	Eddie Weng, Jeff Wu, Cola Chang, Stim Sung	23°C / 65%	Apr. 09, 2018~May 09, 2018
AC Conduction	CO01-CB	Ryo Fan, GN Hou	25°C / 58%	Apr. 27, 2018, May 12, 2018

Test site Designation No. TW0006 with FCC
Test site registered number IC 4086D with Industry Canada.

1.4 Measurement Uncertainty

ISO/IEC 17025 requires that an estimate of the measurement uncertainties associated with the emissions test results be included in the report. The measurement uncertainties given below are based on a 95% confidence level (based on a coverage factor (k=2))

Test Items	Uncertainty	Remark
Conducted Emission (150kHz ~ 30MHz)	3.2 dB	Confidence levels of 95%
Radiated Emission (30MHz ~ 1,000MHz)	3.6 dB	Confidence levels of 95%
Radiated Emission (1GHz ~ 18GHz)	3.7 dB	Confidence levels of 95%
Radiated Emission (18GHz ~ 40GHz)	3.5 dB	Confidence levels of 95%
Conducted Emission	1.7 dB	Confidence levels of 95%
Output Power Measurement	1.33 dB	Confidence levels of 95%
Power Density Measurement	1.27 dB	Confidence levels of 95%
Bandwidth Measurement	9.74 x10 ⁻⁸	Confidence levels of 95%



2 Test Configuration of EUT

2.1 Test Channel Mode

Mode	PowerSetting
802.11a_Nss1,(6Mbps)_4TX	-
5180MHz	76
5200MHz	76
5240MHz	76
5745MHz	92
5785MHz	93
5825MHz	93
802.11ac VHT20_Nss1,(MCS0)_4TX	-
5180MHz	77
5200MHz	77
5240MHz	77
5745MHz	93
5785MHz	93
5825MHz	93
802.11ac VHT40_Nss1,(MCS0)_4TX	-
5190MHz	69
5230MHz	88
5755MHz	90
5795MHz	88
802.11ac VHT80_Nss1,(MCS0)_4TX	-
5210MHz	65
5775MHz	78
802.11ac VHT20-BF_Nss1,(MCS0)_4TX	-
5180MHz	76
5200MHz	76
5240MHz	76
5745MHz	79
5785MHz	79
5825MHz	79
802.11ac VHT40-BF_Nss1,(MCS0)_4TX	-
5190MHz	63
5230MHz	77
5755MHz	77
5795MHz	76
802.11ac VHT80-BF_Nss1,(MCS0)_4TX	-
5210MHz	61



Mode	PowerSetting
5775MHz	75

Note:

- ♦ VHT20/VHT40 covers HT20/HT40, due to same modulation. The power setting for 802.11n HT20 and HT40 are the same or lower than 802.11ac VHT20 and VHT40.
- ♦ There are two modes of EUT, one is beamforming mode, and the other is non-beamforming mode for 802.11n/ac. All test results were recorded in the report.



2.2 The Worst Case Measurement Configuration

The Worst Case Mode for Following Conformance Tests	
Tests Item	AC power-line conducted emissions
Condition	AC power-line conducted measurement for line and neutral
Operating Mode	Normal Link
1	EUT + PoE 1
2	EUT + PoE 2
For operating mode 1 is the worst case and it was record in this test report.	

The Worst Case Mode for Following Conformance Tests	
Tests Item	Emission Bandwidth Maximum Conducted Output Power Peak Power Spectral Density
Test Condition	Conducted measurement at transmit chains

The Worst Case Mode for Following Conformance Tests	
Tests Item	Unwanted Emissions
Test Condition	Radiated measurement If EUT consist of multiple antenna assembly (multiple antenna are used in EUT regardless of spatial multiplexing MIMO configuration), the radiated test should be performed with highest antenna gain of each antenna type.
Operating Mode < 1GHz	Normal Link
1	EUT Z axis + PoE 1 (local EUT / remote PoE)
2	EUT Y axis + PoE 1 (local EUT / remote PoE)
Mode 1 has been evaluated to be the worst case among Mode 1~2, thus measurement for Mode 3 will follow this same test mode.	
3	EUT Z axis + PoE 2 (local EUT / remote PoE)
4	EUT + PoE 1 (local PoE / remote EUT)
5	EUT + PoE 2 (local PoE / remote EUT)
For operating mode 1 is the worst case and it was record in this test report.	
Operating Mode > 1GHz	CTX
1	EUT Z axis
2	EUT Y axis
Mode 1 has been evaluated to be the worst case after evaluating. Consequently, measurement will follow this same test mode.	



The Worst Case Mode for Following Conformance Tests	
Tests Item	Simultaneous Transmission Analysis - Radiated Emission Co-location
Test Condition	Radiated measurement
Operating Mode	Normal Link
The EUT was performed at Y axis and Z axis position for Radiated emission above 1GHz test, and the worst case was found at Z axis for 5GHz WLAN. So the measurement will follow this same test configuration.	
1	EUT Z axis - 2.4GHz WLAN + 5GHz WLAN
Refer to Appendix F for Radiated Emission Co-location.	

The Worst Case Mode for Following Conformance Tests	
Tests Item	Simultaneous Transmission Analysis - Co-location RF Exposure Evaluation
Operating Mode	
1	2.4GHz WLAN + 5GHz WLAN
Refer to Sporton Test Report No.: FA841602 for Co-location RF Exposure Evaluation.	



2.3 EUT Operation during Test

For CTX Mode:

For non-beamforming mode:

The EUT was programmed to be in continuously transmitting mode.

For beamforming mode:

For Conducted Mode:

The EUT was programmed to be in continuously transmitting mode.

For Radiated Mode:

During the test, the following programs under WIN 7 were executed.

The program was executed as follows:

1. During the test, the EUT operation to normal function.
2. Executed command fixed test channel under Telnet.
3. Executed "Lantest.exe" to link with the remote workstation to transmit and receive packet by RX Device and transmit duty cycle no less than 98%.

For Normal Link:

During the test, the EUT operation to normal function.

2.4 Accessories

Accessories				
No.	Equipment Name	Brand Name	Model Name	Rating
1	PoE 1	PHIHONG	POE29U-560	INPUT: 100-240Vac~0.8A, 50-60Hz OUTPUT: 56Vdc, 0.536A
2	PoE 2	GOSPELL	G0545-560-054-POE1000	INPUT: 100-240Vac~0.75A MAX, 50/60Hz OUTPUT: 56Vdc, 0.54A
No.	Equipment Name / Description			
3	Wall-mounted rack*1			
4	Power cable*2: Non-shielded, 1.8m (one is for PoE 1 use and the other is for PoE 2 use)			
5	RJ-45 cable*1: Non-shielded, 1m			



2.5 Support Equipment

For Test Site No: CO01-CB

Support Equipment				
No.	Equipment	Brand Name	Model Name	FCC ID
1	NB*4	DELL	E6430	N/A

For Test Site No: 03CH01-CB (below 1GHz)

Support Equipment				
No.	Equipment	Brand Name	Model Name	FCC ID
1	NB*2	DELL	E4300	N/A
2	NB*2	Apple	Mac Book	N/A

For Test Site No: 03CH01-CB (above 1GHz)

For non-beamforming mode:

Support Equipment				
No.	Equipment	Brand Name	Model Name	FCC ID
1	NB	DELL	E4300	N/A

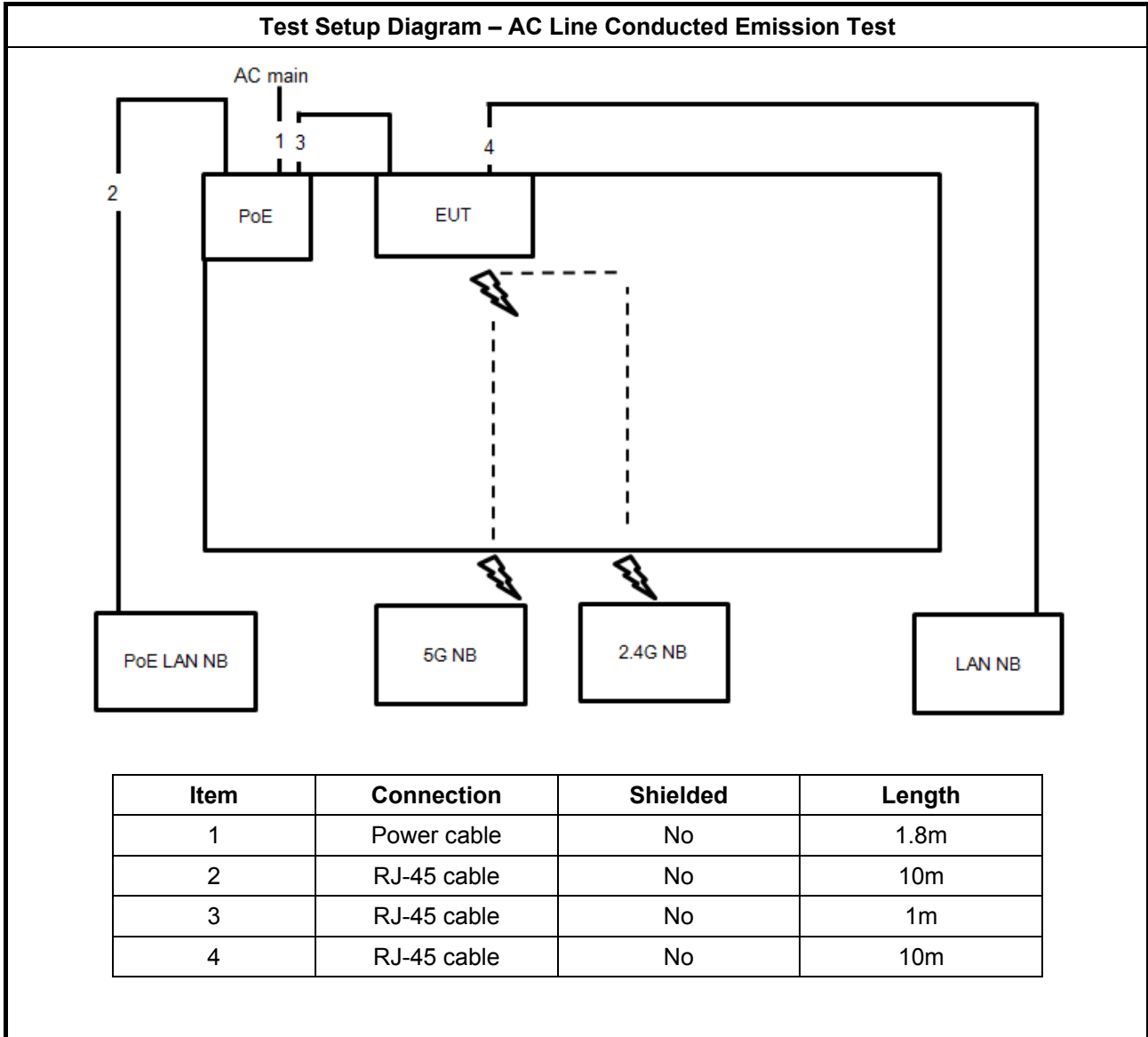
For beamforming mode:

Support Equipment				
No.	Equipment	Brand Name	Model Name	FCC ID
1	NB*2	DELL	E4300	N/A
2	WLAN module (RX Device)	Boardcom	BCM943162ZP	QDS-BRCM1075

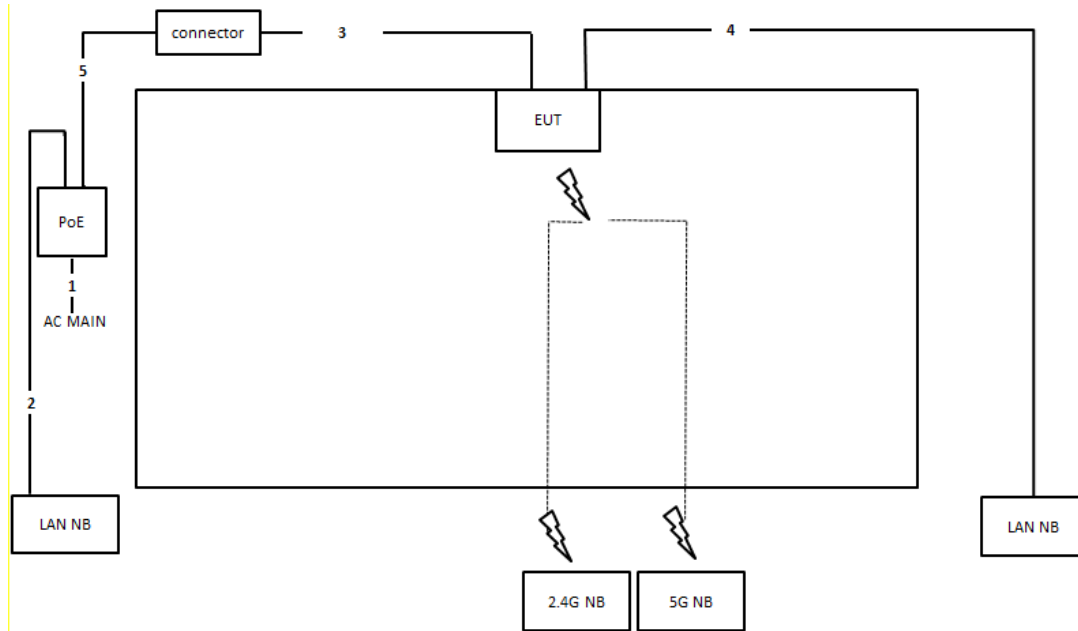
For Test Site No: TH01-CB

Support Equipment				
No.	Equipment	Brand Name	Model Name	FCC ID
1	NB	DELL	E4300	N/A

2.6 Test Setup Diagram



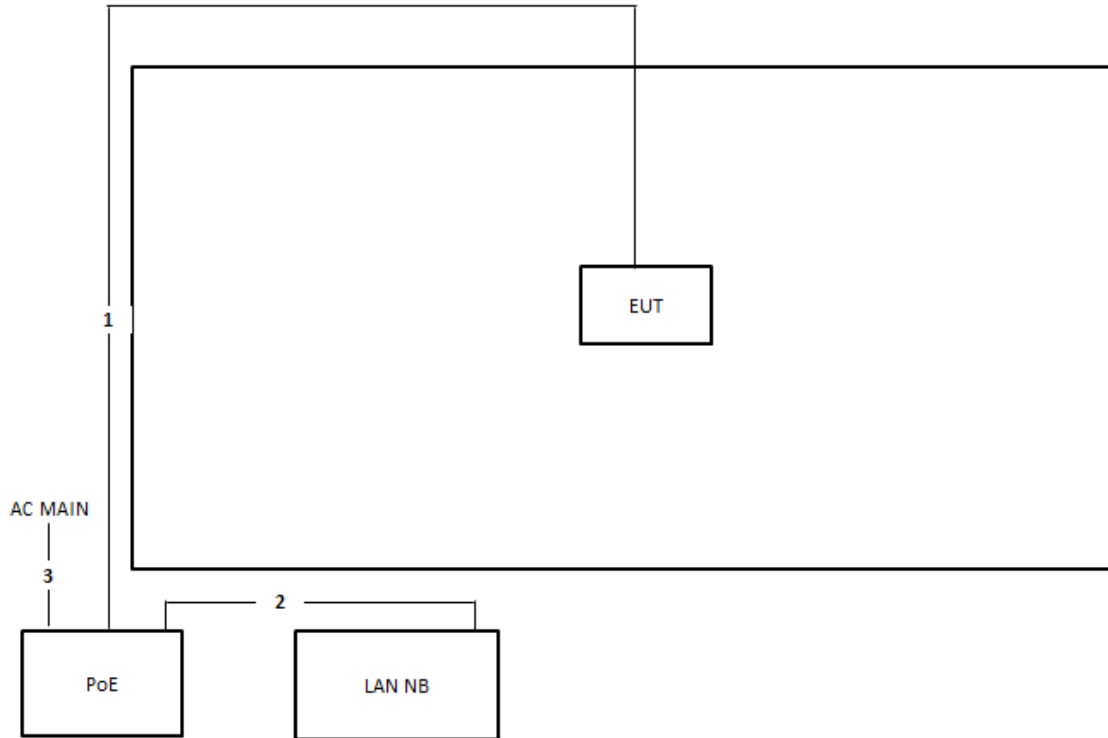
Test Setup Diagram - Radiated Test < 1GHz



Item	Connection	Shielded	Length
1	Power cable	No	1.8m
2	RJ-45 cable	No	1.5m
3	RJ-45 cable	No	1m
4	RJ-45 cable	No	10m
5	RJ-45 cable	No	10m

Test Setup Diagram - Radiated Test > 1GHz

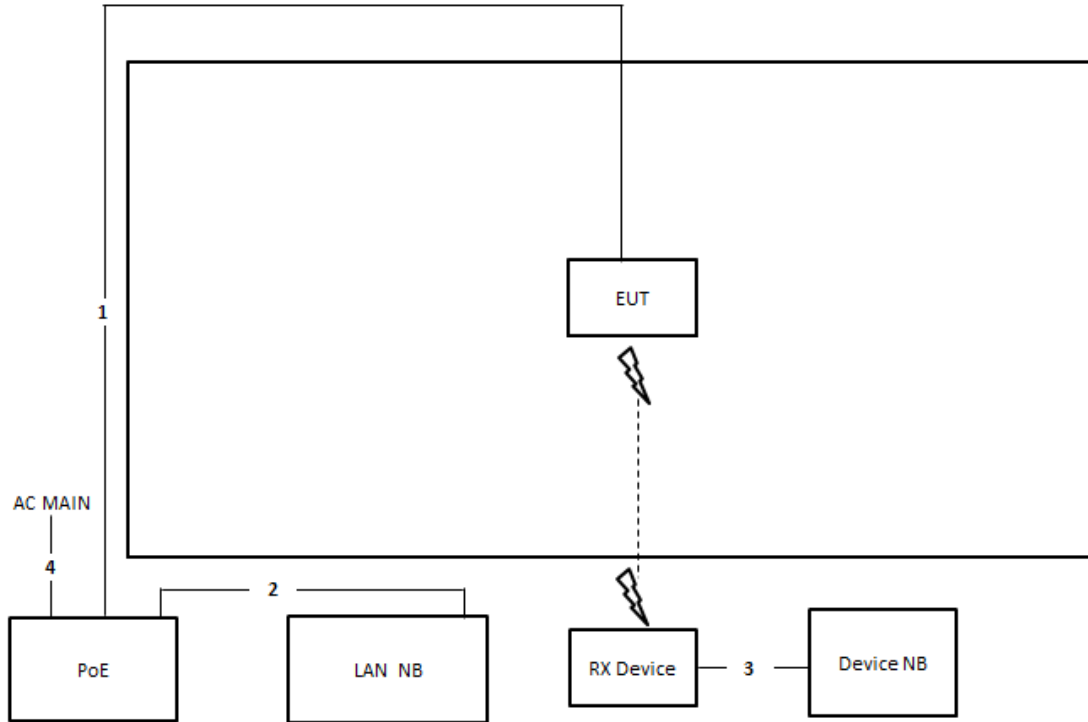
For non-beamforming mode:



Item	Connection	Shielded	Length
1	RJ-45 cable	No	10m
2	RJ-45 cable	No	1.5m
3	Power cable	No	1.8m

Test Setup Diagram - Radiated Test > 1GHz

For beamforming mode:



Item	Connection	Shielded	Length
1	RJ-45 cable	No	10m
2	RJ-45 cable	No	1.5m
3	RJ-45 cable	No	1.5m
4	Power cable	No	1.8m



3 Transmitter Test Result

3.1 AC Power-line Conducted Emissions

3.1.1 AC Power-line Conducted Emissions Limit

AC Power-line Conducted Emissions Limit		
Frequency Emission (MHz)	Quasi-Peak	Average
0.15-0.5	66 - 56 *	56 - 46 *
0.5-5	56	46
5-30	60	50

Note 1: * Decreases with the logarithm of the frequency.

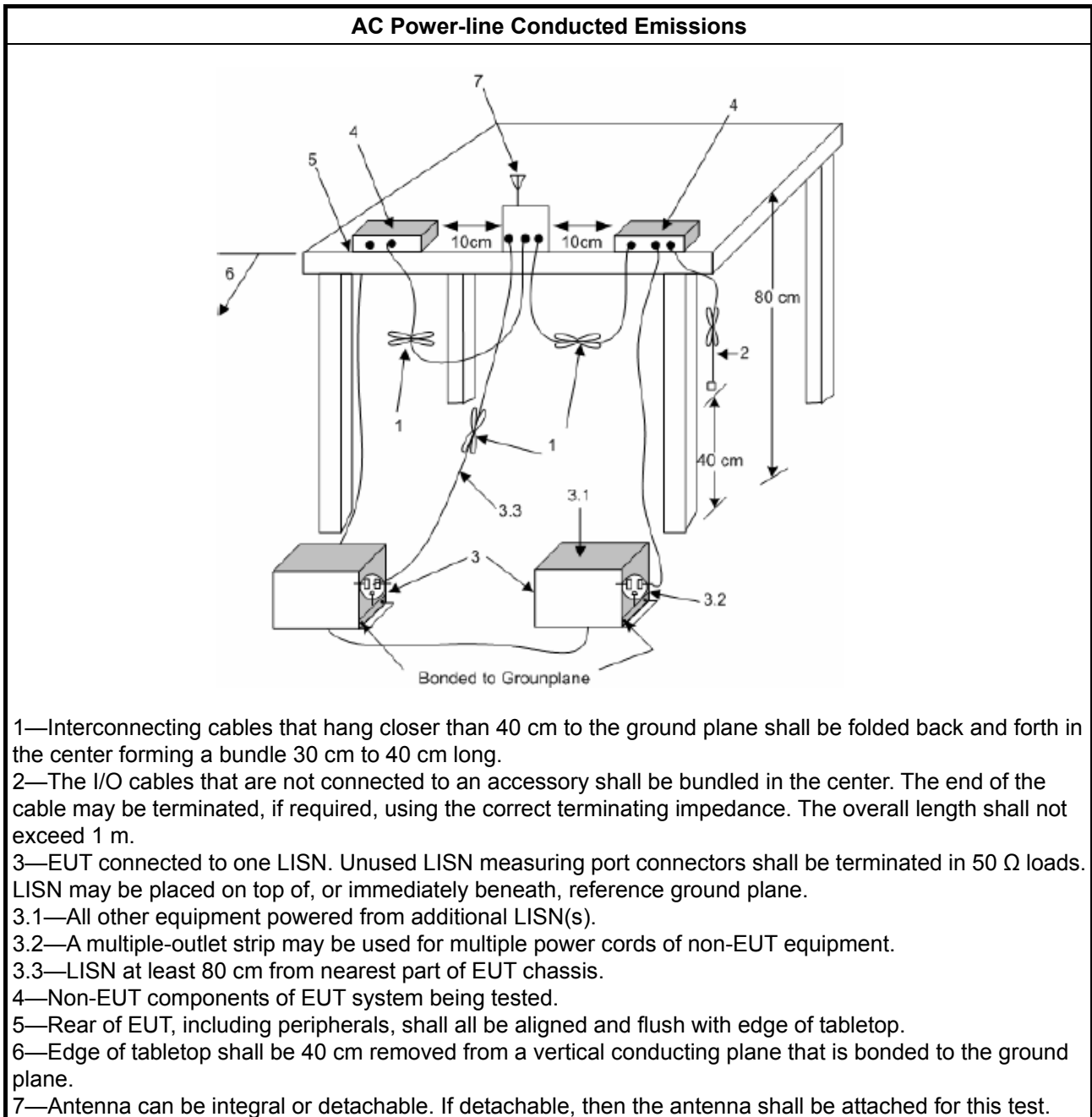
3.1.2 Measuring Instruments

Refer a test equipment and calibration data table in this test report.

3.1.3 Test Procedures

Test Method
<input checked="" type="checkbox"/> Refer as ANSI C63.10-2013, clause 6.2 for AC power-line conducted emissions.

3.1.4 Test Setup



3.1.5 Test Result of AC Power-line Conducted Emissions

Refer as Appendix A



3.2 Emission Bandwidth

3.2.1 Emission Bandwidth Limit

Emission Bandwidth Limit	
UNII Devices	
<input checked="" type="checkbox"/>	For the 5.15-5.25 GHz band, N/A
<input type="checkbox"/>	For the 5.25-5.35 GHz band, the maximum conducted output power shall not exceed the lesser of 250 mW or 11 dBm + 10 log B, where B is the 26 dB emission bandwidth in MHz.
<input type="checkbox"/>	For the 5.47-5.725 GHz band, the maximum conducted output power shall not exceed the lesser of 250 mW or 11 dBm + 10 log B, where B is the 26 dB emission bandwidth in MHz.
<input checked="" type="checkbox"/>	For the 5.725-5.85 GHz band, 6 dB emission bandwidth ≥ 500kHz.
LE-LAN Devices	
<input type="checkbox"/>	For the band 5.15-5.25 GHz, the maximum e.i.r.p. shall not exceed 200 mW or 10 + 10 log B, dBm, whichever power is less. B is the 99% emission bandwidth in MHz.
<input type="checkbox"/>	For the 5.25-5.35 GHz band, the maximum e.i.r.p. shall not exceed 1.0 W or 17 + 10 log B, dBm, whichever power is less. B is the 99% emission bandwidth in MHz
<input type="checkbox"/>	For the 5.47-5.6 GHz band and 5.65-5.725 GHz band, the maximum e.i.r.p. shall not exceed 1.0 W or 17 + 10 log B, dBm, whichever power is less. B is the 99% emission bandwidth in MHz
<input type="checkbox"/>	For the 5.725-5.85 GHz band, 6 dB emission bandwidth ≥ 500kHz.

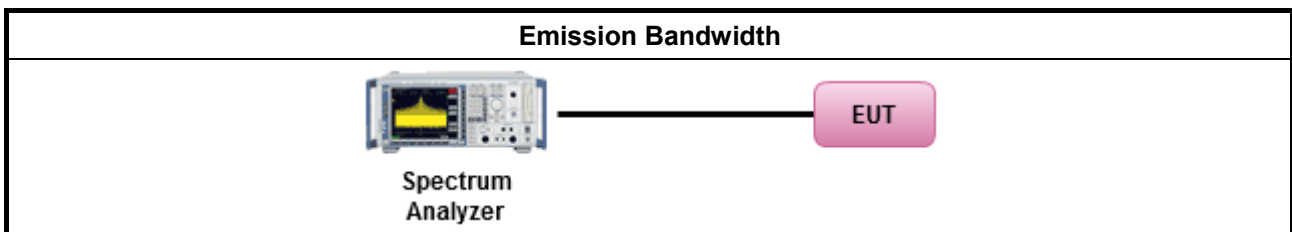
3.2.2 Measuring Instruments

Refer a test equipment and calibration data table in this test report.

3.2.3 Test Procedures

Test Method	
▪ For the emission bandwidth shall be measured using one of the options below:	
<input checked="" type="checkbox"/>	Refer as FCC KDB 789033, clause C for EBW and clause D for OBW measurement.
<input type="checkbox"/>	Refer as ANSI C63.10, clause 6.9.1 for occupied bandwidth testing.
<input type="checkbox"/>	Refer as IC RSS-Gen, clause 4.6 for bandwidth testing.

3.2.4 Test Setup



3.2.5 Test Result of Emission Bandwidth

Refer as Appendix B



3.3 Maximum Conducted Output Power

3.3.1 Maximum Conducted Output Power Limit

Maximum Conducted Output Power Limit	
UNII Devices	
<input checked="" type="checkbox"/> For the 5.15-5.25 GHz band:	
	<ul style="list-style-type: none"> ▪ Outdoor AP: the maximum conducted output power (P_{Out}) shall not exceed the lesser of 1 W. If $G_{TX} > 6$ dBi, then $P_{Out} = 30 - (G_{TX} - 6)$. e.i.r.p. at any elevation angle above 30 degrees $\leq 125mW$ [21dBm] ▪ Indoor AP: the maximum conducted output power (P_{Out}) shall not exceed the lesser of 1 W. If $G_{TX} > 6$ dBi, then $P_{Out} = 30 - (G_{TX} - 6)$ ▪ Point-to-point AP: the maximum conducted output power (P_{Out}) shall not exceed the lesser of 1 W. If $G_{TX} > 23$ dBi, then $P_{Out} = 30 - (G_{TX} - 23)$. ▪ Mobile or Portable Client: the maximum conducted output power (P_{Out}) shall not exceed the lesser of 250 mW. If $G_{TX} > 6$ dBi, then $P_{Out} = 24 - (G_{TX} - 6)$.
<input type="checkbox"/> For the 5.25-5.35 GHz band, the maximum conducted output power (P_{Out}) shall not exceed the lesser of 250 mW or $11 \text{ dBm} + 10 \log B$, where B is the 26 dB emission bandwidth in MHz. If $G_{TX} > 6$ dBi, then $P_{Out} = 24 - (G_{TX} - 6)$.	
<input type="checkbox"/> For the 5.47-5.725 GHz band, the maximum conducted output power (P_{Out}) shall not exceed the lesser of 250 mW or $11 \text{ dBm} + 10 \log B$, where B is the 26 dB emission bandwidth in MHz. If $G_{TX} > 6$ dBi, then $P_{Out} = 24 - (G_{TX} - 6)$.	
<input checked="" type="checkbox"/> For the 5.725-5.85 GHz band:	
	<ul style="list-style-type: none"> ▪ Point-to-multipoint systems (P2M): the maximum conducted output power (P_{Out}) shall not exceed the lesser of 1 W. If $G_{TX} > 6$ dBi, then $P_{Out} = 30 - (G_{TX} - 6)$. ▪ Point-to-point systems (P2P): the maximum conducted output power (P_{Out}) shall not exceed the lesser of 1 W.
LE-LAN Devices	
<input type="checkbox"/> For the 5.15-5.25 GHz band, the maximum e.i.r.p. shall not exceed 200 mW or $10 + 10 \log B$, dBm, whichever power is less. B is the 99% emission bandwidth in MHz.	
<input type="checkbox"/> For the 5.25-5.35 GHz band, the maximum e.i.r.p. shall not exceed 1.0 W or $17 + 10 \log B$, dBm, whichever power is less. B is the 99% emission bandwidth in MHz	
<input type="checkbox"/> For the 5.47-5.6 GHz band and 5.65-5.725 GHz band, the maximum e.i.r.p. shall not exceed 1.0 W or $17 + 10 \log B$, dBm, whichever power is less. B is the 99% emission bandwidth in MHz	
<input type="checkbox"/> For the 5.725-5.85 GHz band:	
	<ul style="list-style-type: none"> ▪ Point-to-multipoint systems (P2M): the maximum conducted output power (P_{Out}) shall not exceed the lesser of 1 W. If $G_{TX} > 6$ dBi, then $P_{Out} = 30 - (G_{TX} - 6)$. ▪ Point-to-point systems (P2P): the maximum conducted output power (P_{Out}) shall not exceed the lesser of 1 W.
P_{Out} = maximum conducted output power in dBm, G_{TX} = the maximum transmitting antenna directional gain in dBi.	


3.3.2 Measuring Instruments

Refer a test equipment and calibration data table in this test report.

3.3.3 Test Procedures

Test Method	
<ul style="list-style-type: none"> ▪ Maximum Conducted Output Power 	
Average over on/off periods with duty factor	
<input type="checkbox"/> Refer as FCC KDB 789033, clause E Method SA-2 (spectral trace averaging).	
<input type="checkbox"/> Refer as FCC KDB 789033, clause E Method SA-2 Alt. (RMS detection with slow sweep speed)	
Wideband RF power meter and average over on/off periods with duty factor	
<input checked="" type="checkbox"/> Refer as FCC KDB 789033, clause E Method PM-G (using an RF average power meter).	
<ul style="list-style-type: none"> ▪ For conducted measurement. 	
<ul style="list-style-type: none"> ▪ If the EUT supports multiple transmit chains using options given below: Refer as FCC KDB 662911, In-band power measurements. Using the measure-and-sum approach, measured all transmit ports individually. Sum the power (in linear power units e.g., mW) of all ports for each individual sample and save them. 	
<ul style="list-style-type: none"> ▪ If multiple transmit chains, EIRP calculation could be following as methods: $P_{total} = P_1 + P_2 + \dots + P_n$ (calculated in linear unit [mW] and transfer to log unit [dBm]) $EIRP_{total} = P_{total} + DG$ 	

3.3.4 Test Setup



3.3.5 Test Result of Maximum Conducted Output Power

Refer as Appendix C



3.4 Peak Power Spectral Density

3.4.1 Peak Power Spectral Density Limit

Peak Power Spectral Density Limit	
UNII Devices	
<input checked="" type="checkbox"/> For the 5.15-5.25 GHz band:	
	<ul style="list-style-type: none"> ▪ Outdoor AP: the peak power spectral density (PPSD) shall not exceed the lesser of 17dBm/MHz. If $G_{TX} > 6$ dBi, then $P_{Out} = 17 - (G_{TX} - 6)$. ▪ Indoor AP: the peak power spectral density (PPSD) shall not exceed the lesser of 17dBm/MHz. If $G_{TX} > 6$ dBi, then $P_{Out} = 17 - (G_{TX} - 6)$. ▪ Point-to-point AP: the peak power spectral density (PPSD) shall not exceed the lesser of 17dBm/MHz. If $G_{TX} > 23$ dBi, then $P_{Out} = 17 - (G_{TX} - 23)$. ▪ Mobile or Portable Client: the peak power spectral density (PPSD) ≤ 11 dBm/MHz. If $G_{TX} > 6$ dBi, then $PPSD = 11 - (G_{TX} - 6)$.
<input type="checkbox"/> For the 5.25-5.35 GHz band, the peak power spectral density (PPSD) ≤ 11 dBm/MHz. If $G_{TX} > 6$ dBi, then $PPSD = 11 - (G_{TX} - 6)$.	
<input type="checkbox"/> For the 5.47-5.725 GHz band, the peak power spectral density (PPSD) ≤ 11 dBm/MHz. If $G_{TX} > 6$ dBi, then $PPSD = 11 - (G_{TX} - 6)$.	
<input checked="" type="checkbox"/> For the 5.725-5.85 GHz band:	
	<ul style="list-style-type: none"> ▪ Point-to-multipoint systems (P2M): the peak power spectral density (PPSD) ≤ 30 dBm/500kHz. If $G_{TX} > 6$ dBi, then $PPSD = 30 - (G_{TX} - 6)$. ▪ Point-to-point systems (P2P): the peak power spectral density (PPSD) ≤ 30 dBm/500kHz.
LE-LAN Devices	
<input type="checkbox"/> For the 5.15-5.25 GHz band, the peak power spectral density (PPSD) ≤ 4 dBm/MHz and the e.i.r.p. peak power spectral density (PPSD) ≤ 10 dBm/MHz.	
<input type="checkbox"/> For the 5.25-5.35 GHz band, the peak power spectral density (PPSD) ≤ 11 dBm/MHz and the e.i.r.p. peak power spectral density (PPSD) ≤ 17 dBm/MHz.	
	<ul style="list-style-type: none"> ▪ e.i.r.p. greater than 200 mW shall comply with the following e.i.r.p. at different elevations, where θ is the angle above the local horizontal plane (of the Earth) as shown below: -13 dBW/MHz for $0^\circ \leq \theta < 8^\circ$; -13 - 0.716 ($\theta-8$) dBW/MHz for $8^\circ \leq \theta < 40^\circ$ -35.9 - 1.22 ($\theta-40$) dBW/MHz for $40^\circ \leq \theta \leq 45^\circ$; -42 dBW/MHz for $\theta > 45^\circ$
<input type="checkbox"/> For the 5.47-5.6 GHz band and 5.65-5.725 GHz band, the peak power spectral density (PPSD) ≤ 11 dBm/MHz and the e.i.r.p. peak power spectral density (PPSD) ≤ 17 dBm/MHz.	
<input type="checkbox"/> For the 5.725-5.85 GHz band:	
	<ul style="list-style-type: none"> ▪ Point-to-multipoint systems (P2M): the peak power spectral density (PPSD) ≤ 30 dBm/500kHz. If $G_{TX} > 6$ dBi, then $PPSD = 30 - (G_{TX} - 6)$. ▪ Point-to-point systems (P2P): the peak power spectral density (PPSD) ≤ 30 dBm/500kHz.
<p>PPSD = peak power spectral density that he same method as used to determine the conducted output power shall be used to determine the power spectral density. And power spectral density in dBm/MHz</p> <p>G_{TX} = the maximum transmitting antenna directional gain in dBi.</p>	



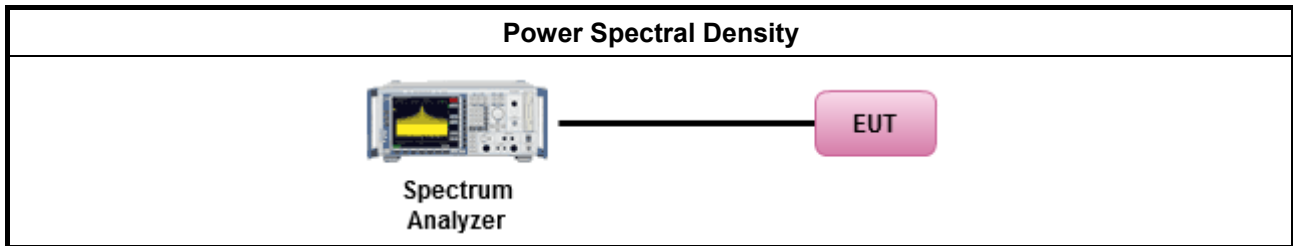
3.4.2 Measuring Instruments

Refer a test equipment and calibration data table in this test report.

3.4.3 Test Procedures

Test Method	
<ul style="list-style-type: none"> ▪ Peak power spectral density procedures that the same method as used to determine the conducted output power shall be used to determine the peak power spectral density and use the peak search function on the spectrum analyzer to find the peak of the spectrum. For the peak power spectral density shall be measured using below options: 	
	<input type="checkbox"/> Refer as FCC KDB 789033, F)5) power spectral density can be measured using resolution bandwidths < 1 MHz provided that the results are integrated over 1 MHz bandwidth [duty cycle ≥ 98% or external video / power trigger]
	<input checked="" type="checkbox"/> Refer as FCC KDB 789033, clause E Method SA-1 (spectral trace averaging).
	<input type="checkbox"/> Refer as FCC KDB 789033, clause E Method SA-1 Alt. (RMS detection with slow sweep speed) duty cycle < 98% and average over on/off periods with duty factor
	<input checked="" type="checkbox"/> Refer as FCC KDB 789033, clause E Method SA-2 (spectral trace averaging).
	<input type="checkbox"/> Refer as FCC KDB 789033, clause E Method SA-2 Alt. (RMS detection with slow sweep speed)
<ul style="list-style-type: none"> ▪ For conducted measurement. 	
	<ul style="list-style-type: none"> ▪ If the EUT supports multiple transmit chains using options given below:
	<input checked="" type="checkbox"/> Option 1: Measure and sum the spectra across the outputs. Refer as FCC KDB 662911, In-band power spectral density (PSD). Sample all transmit ports simultaneously using a spectrum analyzer for each transmit port. Where the trace bin-by-bin of each transmit port summing can be performed. (i.e., in the first spectral bin of output 1 is summed with that in the first spectral bin of output 2 and that from the first spectral bin of output 3, and so on up to the NTX output to obtain the value for the first frequency bin of the summed spectrum.). Add up the amplitude (power) values for the different transmit chains and use this as the new data trace.
	<input type="checkbox"/> Option 2: Measure and sum spectral maxima across the outputs. With this technique, spectra are measured at each output of the device at the required resolution bandwidth. The maximum value (peak) of each spectrum is determined. These maximum values are then summed mathematically in linear power units across the outputs. These operations shall be performed separately over frequency spans that have different out-of-band or spurious emission limits,
	<input type="checkbox"/> Option 3: Measure and add 10 log(N) dB, where N is the number of transmit chains. Refer as FCC KDB 662911, In-band power spectral density (PSD). Performed at each transmit chains and each transmit chains shall be compared with the limit have been reduced with 10 log(N). Or each transmit chains shall be add 10 log(N) to compared with the limit.
	<ul style="list-style-type: none"> ▪ If multiple transmit chains, EIRP PPSD calculation could be following as methods: $PPSD_{total} = PPSD_1 + PPSD_2 + \dots + PPSD_n$ (calculated in linear unit [mW] and transfer to log unit [dBm]) $EIRP_{total} = PPSD_{total} + DG$

3.4.4 Test Setup



3.4.5 Test Result of Peak Power Spectral Density

Refer as Appendix D



3.5 Unwanted Emissions

3.5.1 Transmitter Radiated Unwanted Emissions Limit

Unwanted emissions below 1 GHz and restricted band emissions above 1GHz limit			
Frequency Range (MHz)	Field Strength (uV/m)	Field Strength (dBuV/m)	Measure Distance (m)
0.009~0.490	2400/F(kHz)	48.5 - 13.8	300
0.490~1.705	24000/F(kHz)	33.8 - 23	30
1.705~30.0	30	29	30
30~88	100	40	3
88~216	150	43.5	3
216~960	200	46	3
Above 960	500	54	3

Note 1: Test distance for frequencies at or above 30 MHz, measurements may be performed at a distance other than the limit distance provided they are not performed in the near field and the emissions to be measured can be detected by the measurement equipment. When performing measurements at a distance other than that specified, the results shall be extrapolated to the specified distance using an extrapolation factor of 20 dB/decade (inverse of linear distance for field-strength measurements, inverse of linear distance-squared for power-density measurements).

Note 2: Test distance for frequencies at below 30 MHz, measurements may be performed at a distance closer than the EUT limit distance; however, an attempt should be made to avoid making measurements in the near field. When performing measurements below 30 MHz at a closer distance than the limit distance, the results shall be extrapolated to the specified distance by either making measurements at a minimum of two or more distances on at least one radial to determine the proper extrapolation factor or by using the square of an inverse linear distance extrapolation factor (40 dB/decade). The test report shall specify the extrapolation method used to determine compliance of the EUT.

Note 3: Using the distance of 1m during the test for above 18 GHz, and the test value to correct for the distance factor at 3m.

Un-restricted band emissions above 1GHz Limit	
Operating Band	Limit
<input checked="" type="checkbox"/> 5.15 - 5.25 GHz	e.i.r.p. -27 dBm [68.2 dBuV/m@3m]
<input type="checkbox"/> 5.25 - 5.35 GHz	e.i.r.p. -27 dBm [68.2 dBuV/m@3m]
<input type="checkbox"/> 5.47 - 5.725 GHz	e.i.r.p. -27 dBm [68.2 dBuV/m@3m]
<input checked="" type="checkbox"/> 5.725 - 5.85 GHz	all emissions shall be limited to a level of -27 dBm/MHz at 75 MHz or more above or below the band edge increasing linearly to 10 dBm/MHz at 25 MHz above or below the band edge, and from 25 MHz above or below the band edge increasing linearly to a level of 15.6 dBm/MHz at 5 MHz above or below the band edge, and from 5 MHz above or below the band edge increasing linearly to a level of 27 dBm/MHz at the band edge.

Note 1: Measurements may be performed at a distance other than the limit distance provided they are not performed in the near field and the emissions to be measured can be detected by the measurement equipment. When performing measurements at a distance other than that specified, the results shall be extrapolated to the specified distance using an extrapolation factor of 20 dB/decade (inverse of



linear distance for field-strength measurements, inverse of linear distance-squared for power-density measurements).

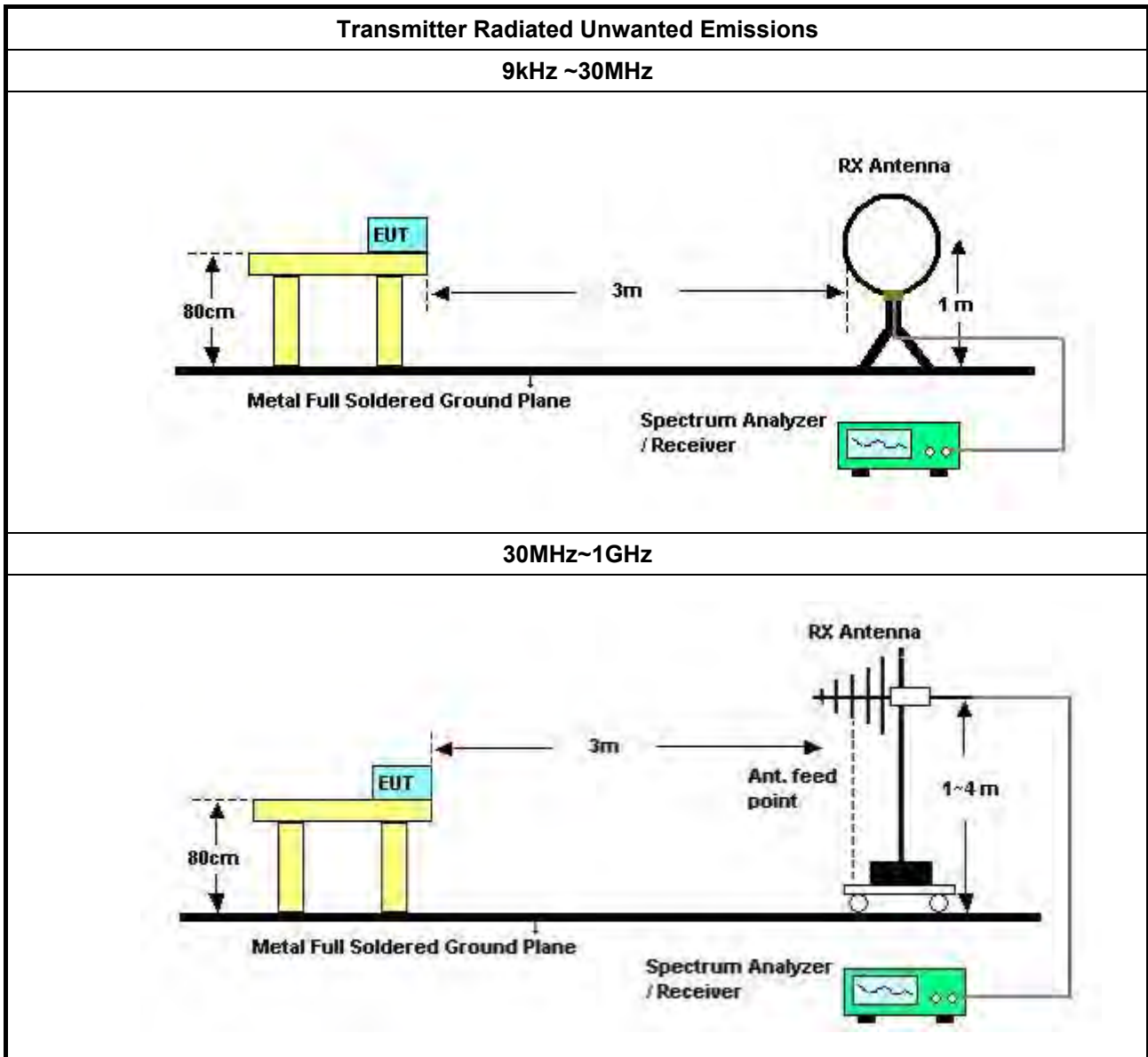
3.5.2 Measuring Instruments

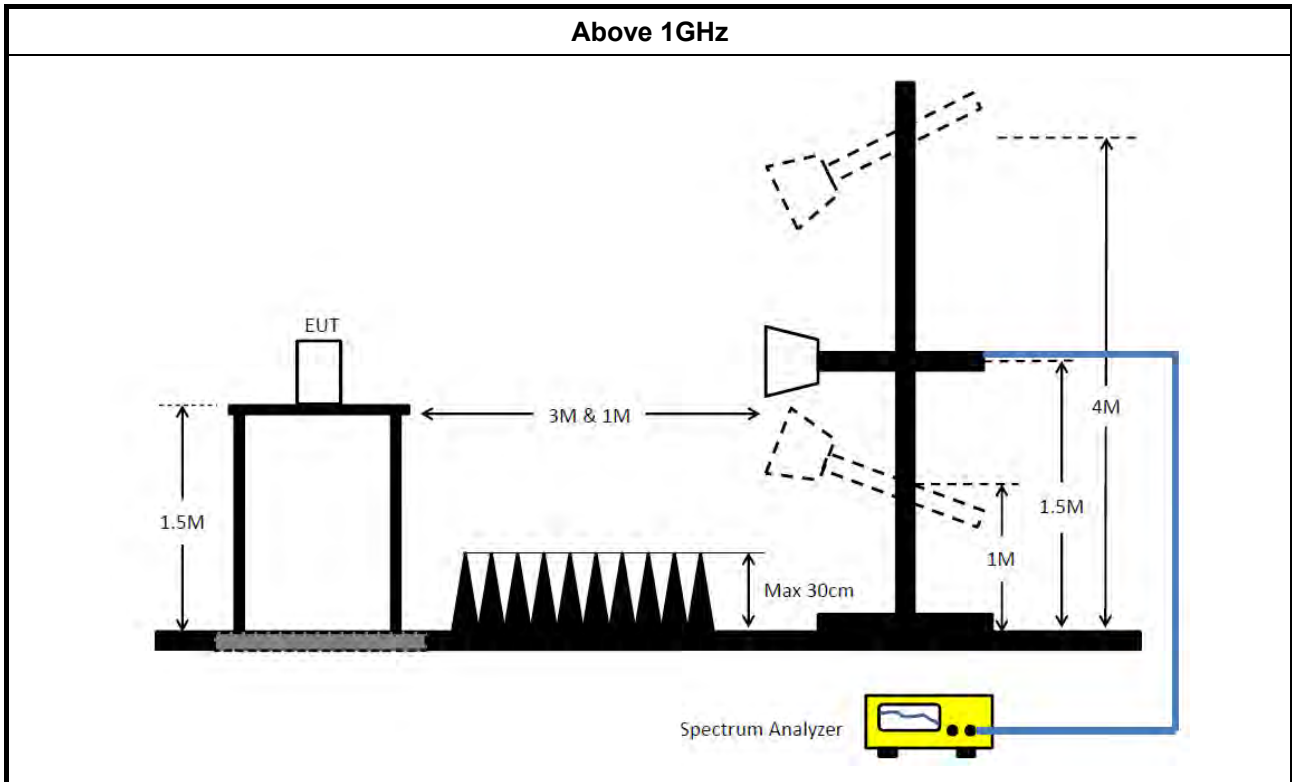
Refer a test equipment and calibration data table in this test report.

3.5.3 Test Procedures

Test Method	
<ul style="list-style-type: none"> Measurements may be performed at a distance other than the limit distance provided they are not performed in the near field and the emissions to be measured can be detected by the measurement equipment. Measurements shall not be performed at a distance greater than 30 m for frequencies above 30 MHz, unless it can be further demonstrated that measurements at a distance of 30 m or less are impractical. When performing measurements at a distance other than that specified, the results shall be extrapolated to the specified distance using an extrapolation factor of 20 dB/decade (inverse of linear distance for field-strength measurements, inverse of linear distance-squared for power-density measurements). 	
<ul style="list-style-type: none"> The average emission levels shall be measured in [duty cycle ≥ 98 or duty factor]. 	
<ul style="list-style-type: none"> For the transmitter unwanted emissions shall be measured using following options below: <ul style="list-style-type: none"> Refer as FCC KDB 789033, clause H)2) for unwanted emissions into non-restricted bands. Refer as FCC KDB 789033, clause H)1) for unwanted emissions into restricted bands. <ul style="list-style-type: none"> <input type="checkbox"/> Refer as FCC KDB 789033, H)6) Method AD (Trace Averaging). <input checked="" type="checkbox"/> Refer as FCC KDB 789033, H)6) Method VB (Reduced VBW). <input type="checkbox"/> Refer as ANSI C63.10, clause 4.2.3.2.3 (Reduced VBW). VBW ≥ 1/T, where T is pulse time. <input type="checkbox"/> Refer as ANSI C63.10, clause 4.2.3.2.4 average value of pulsed emissions. <input checked="" type="checkbox"/> Refer as FCC KDB 789033, clause H)5) measurement procedure peak limit. <input type="checkbox"/> Refer as ANSI C63.10, clause 4.2.3.2.2 measurement procedure peak limit. 	
<ul style="list-style-type: none"> For radiated measurement. <ul style="list-style-type: none"> Refer as ANSI C63.10, clause 6.4 for radiated emissions below 30 MHz and test distance is 3m. Refer as ANSI C63.10, clause 6.5 for radiated emissions 30 MHz to 1 GHz and test distance is 3m. Refer as ANSI C63.10, clause 6.6 for radiated emissions above 1GHz. 	
<ul style="list-style-type: none"> The any unwanted emissions level shall not exceed the fundamental emission level. 	
<ul style="list-style-type: none"> All amplitude of spurious emissions that are attenuated by more than 20 dB below the permissible value has no need to be reported. 	

3.5.4 Test Setup





3.5.5 Transmitter Unwanted Emissions (Below 30MHz)

All amplitude of spurious emissions that are attenuated by more than 20 dB below the permissible value has no need to be reported.

The radiated emissions were investigated from 9 kHz or the lowest frequency generated within the device, up to the 10 harmonic or 40 GHz, whichever is appropriate.

3.5.6 Test Result of Transmitter Unwanted Emissions

Refer as Appendix E



4 Test Equipment and Calibration Data

Instrument	Manufacturer	Model No.	Serial No.	Characteristics	Calibration Date	Calibration Due Date	Remark
EMI Receiver	Agilent	N9038A	My52260123	9kHz ~ 8.45GHz	Jan. 31, 2018	Jan. 30, 2019	Conduction (CO01-CB)
LISN	F.C.C.	FCC-LISN-50-16-2	04083	150kHz ~ 100MHz	Dec. 20, 2017	Dec. 19, 2018	Conduction (CO01-CB)
LISN	Schwarzbeck	NSLK 8127	8127647	9kHz ~ 30MHz	Dec. 29, 2017	Dec. 28, 2018	Conduction (CO01-CB)
COND Cable	Woken	Cable	01	150kHz ~ 30MHz	May 23, 2017	May 22, 2018	Conduction (CO01-CB)
Software	Audix	E3	6.120210n	-	N.C.R.	N.C.R.	Conduction (CO01-CB)
BILOG ANTENNA with 6dB Attenuator	TESEQ & EMCI	CBL6112D & N-6-06	37880 & AT-N0609	20MHz ~ 2GHz	Aug. 30, 2017	Aug. 29, 2018	Radiation (03CH01-CB)
Horn Antenna	EMCO	3115	00075790	750MHz ~ 18GHz	Nov. 20, 2017	Nov. 19, 2018	Radiation (03CH01-CB)
Horn Antenna	Schwarzbeck	BBHA 9170	BBHA9170252	15GHz ~ 40GHz	Jul. 05, 2017	Jul. 04, 2018	Radiation (03CH01-CB)
Pre-Amplifier	EMCI	EMC330N	980332	20MHz ~ 3GHz	May 02, 2017	May 01, 2018	Radiation (03CH01-CB)
Pre-Amplifier	EMCI	EMC330N	980332	20MHz ~ 3GHz	May 02, 2018	May 01, 2019	Radiation (03CH01-CB)
Pre-Amplifier	Agilent	8449B	3008A02310	1GHz ~ 26.5GHz	Jan. 09, 2018	Jan. 08, 2019	Radiation (03CH01-CB)
Pre-Amplifier	MITEQ	TTA1840-35-H G	1864479	18GHz ~ 40GHz	Jul. 10, 2017	Jul. 09, 2018	Radiation (03CH01-CB)
Spectrum Analyzer	R&S	FSP40	100056	9kHz ~ 40GHz	Nov. 23, 2017	Nov. 22, 2018	Radiation (03CH01-CB)
EMI Test Receiver	R&S	ESR26	101289	9kHz ~ 26GHz	Nov. 02, 2017	Nov. 01, 2018	Radiation (03CH01-CB)
RF Cable-low	Woken	Low Cable-16+17	N/A	30 MHz ~ 1 GHz	Oct. 11, 2017	Oct. 10, 2018	Radiation (03CH01-CB)
RF Cable-high	Woken	High Cable-16	N/A	1 GHz ~ 18 GHz	Oct. 11, 2017	Oct. 10, 2018	Radiation (03CH01-CB)
RF Cable-high	Woken	High Cable-16+17	N/A	1 GHz ~ 18 GHz	Oct. 11, 2017	Oct. 10, 2018	Radiation (03CH01-CB)
RF Cable-high	Woken	High Cable-40G#1	N/A	18GHz ~ 40 GHz	Oct. 11, 2017	Oct. 10, 2018	Radiation (03CH01-CB)
RF Cable-high	Woken	High Cable-40G#2	N/A	18GHz ~ 40 GHz	Oct. 11, 2017	Oct. 10, 2018	Radiation (03CH01-CB)
Loop Antenna	Teseq	HLA 6120	24155	9kHz - 30 MHz	Mar. 16, 2018	Mar. 15, 2019	Radiation (03CH01-CB)
Spectrum analyzer	R&S	FSV40	100979	9kHz~40GHz	Dec. 21, 2017	Dec. 20, 2018	Conducted (TH01-CB)
RF Cable-high	Woken	RG402	High Cable-06	1 GHz – 26.5 GHz	Oct. 11, 2017	Oct. 10, 2018	Conducted (TH01-CB)



Instrument	Manufacturer	Model No.	Serial No.	Characteristics	Calibration Date	Calibration Due Date	Remark
RF Cable-high	Woken	RG402	High Cable-07	1 GHz –26.5 GHz	Oct. 11, 2017	Oct. 10, 2018	Conducted (TH01-CB)
RF Cable-high	Woken	RG402	High Cable-08	1 GHz –26.5 GHz	Oct. 11, 2017	Oct. 10, 2018	Conducted (TH01-CB)
RF Cable-high	Woken	RG402	High Cable-09	1 GHz –26.5 GHz	Oct. 11, 2017	Oct. 10, 2018	Conducted (TH01-CB)
RF Cable-high	Woken	RG402	High Cable-10	1 GHz –26.5 GHz	Oct. 11, 2017	Oct. 10, 2018	Conducted (TH01-CB)
Power Sensor	Agilent	U2021XA	MY53410001	50MHz~18GHz	Nov. 20, 2017	Nov. 19, 2018	Conducted (TH01-CB)

Note: Calibration Interval of instruments listed above is one year.

N.C.R. means Non-Calibration required.



AC Power-line Conducted Emissions Result

Appendix A

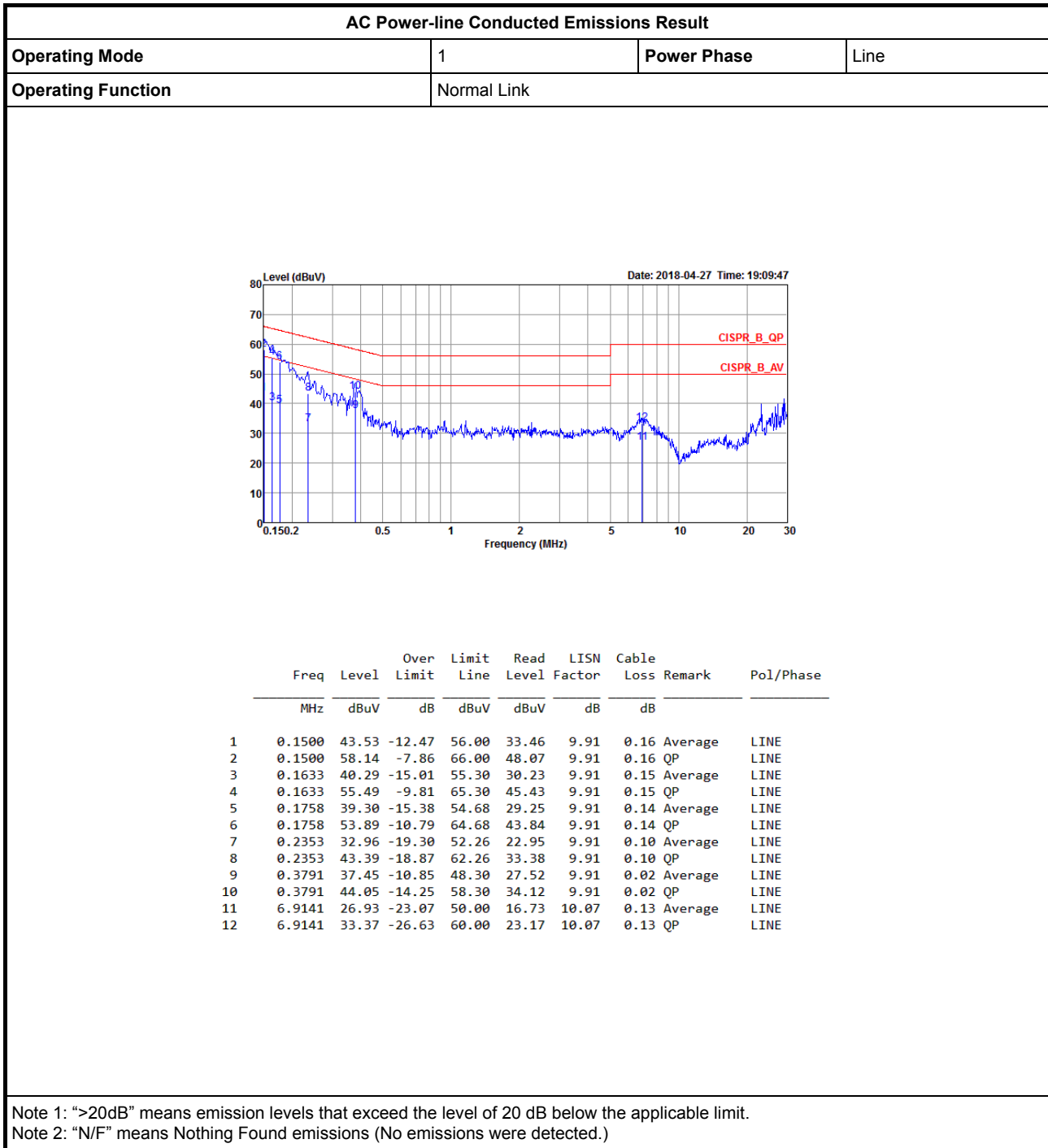
AC Power-line Conducted Emissions Result									
Operating Mode	1	Power Phase	Neutral						
Operating Function	Normal Link								
	Freq	Level	Over Limit	Limit Line	Read Level	LISN Factor	Cable Loss	Remark	Pol/Phase
	MHz	dBuV	dB	dBuV	dBuV	dB	dB		
1	0.1540	42.09	-13.69	55.78	32.01	9.92	0.16	Average	NEUTRAL
2	0.1540	58.29	-7.49	65.78	48.21	9.92	0.16	QP	NEUTRAL
3	0.1641	40.26	-14.99	55.25	30.19	9.92	0.15	Average	NEUTRAL
4	0.1641	55.44	-9.81	65.25	45.37	9.92	0.15	QP	NEUTRAL
5	0.1904	37.30	-16.72	54.02	27.25	9.92	0.13	Average	NEUTRAL
6	0.1904	49.89	-14.13	64.02	39.84	9.92	0.13	QP	NEUTRAL
7	0.2139	34.80	-18.25	53.05	24.76	9.92	0.12	Average	NEUTRAL
8	0.2139	46.02	-17.03	63.05	35.98	9.92	0.12	QP	NEUTRAL
9	0.3771	39.25	-9.09	48.34	29.31	9.92	0.02	Average	NEUTRAL
10	0.3771	44.56	-13.78	58.34	34.62	9.92	0.02	QP	NEUTRAL
11	7.2135	26.82	-23.18	50.00	16.63	10.06	0.13	Average	NEUTRAL
12	7.2135	33.38	-26.62	60.00	23.19	10.06	0.13	QP	NEUTRAL

Note 1: ">20dB" means emission levels that exceed the level of 20 dB below the applicable limit.
 Note 2: "N/F" means Nothing Found emissions (No emissions were detected.)



AC Power-line Conducted Emissions Result

Appendix A





Summary

Mode	Max-N dB (Hz)	Max-OBW (Hz)	ITU-Code	Min-N dB (Hz)	Min-OBW (Hz)
5.15-5.25GHz	-	-	-	-	-
802.11a_Nss1,(6Mbps)_4TX	27.375M	16.717M	16M7D1D	21.7M	16.592M
802.11ac VHT20_Nss1,(MCS0)_4TX	35.5M	17.866M	17M9D1D	24.225M	17.791M
802.11ac VHT40_Nss1,(MCS0)_4TX	89.9M	37.381M	37M4D1D	39.85M	36.232M
802.11ac VHT80_Nss1,(MCS0)_4TX	91.6M	75.262M	75M3D1D	80.7M	74.963M
802.11ac VHT20-BF_Nss1,(MCS0)_4TX	34.95M	17.866M	17M9D1D	28.175M	17.766M
802.11ac VHT40-BF_Nss1,(MCS0)_4TX	75.65M	36.382M	36M4D1D	39.75M	36.232M
802.11ac VHT80-BF_Nss1,(MCS0)_4TX	81.5M	75.062M	75M1D1D	80.5M	74.963M
5.725-5.85GHz	-	-	-	-	-
802.11a_Nss1,(6Mbps)_4TX	16.35M	28.211M	28M2D1D	15.925M	19.815M
802.11ac VHT20_Nss1,(MCS0)_4TX	17.6M	30.285M	30M3D1D	17.3M	21.739M
802.11ac VHT40_Nss1,(MCS0)_4TX	36.35M	54.673M	54M7D1D	35.7M	40.73M
802.11ac VHT80_Nss1,(MCS0)_4TX	76.3M	76.062M	76M1D1D	75.7M	75.962M
802.11ac VHT20-BF_Nss1,(MCS0)_4TX	17.6M	18.041M	18M0D1D	17.525M	17.816M
802.11ac VHT40-BF_Nss1,(MCS0)_4TX	36.35M	36.482M	36M5D1D	35.7M	36.282M
802.11ac VHT80-BF_Nss1,(MCS0)_4TX	76.3M	75.962M	76M0D1D	75.7M	75.862M

Max-N dB = Maximum 6dB down bandwidth for 5.725-5.85GHz band / Maximum 26dB down bandwidth for other band;

Max-OBW = Maximum 99% occupied bandwidth;

Min-N dB = Minimum 6dB down bandwidth for 5.725-5.85GHz band / Maximum 26dB down bandwidth for other band;

Min-OBW = Minimum 99% occupied bandwidth;

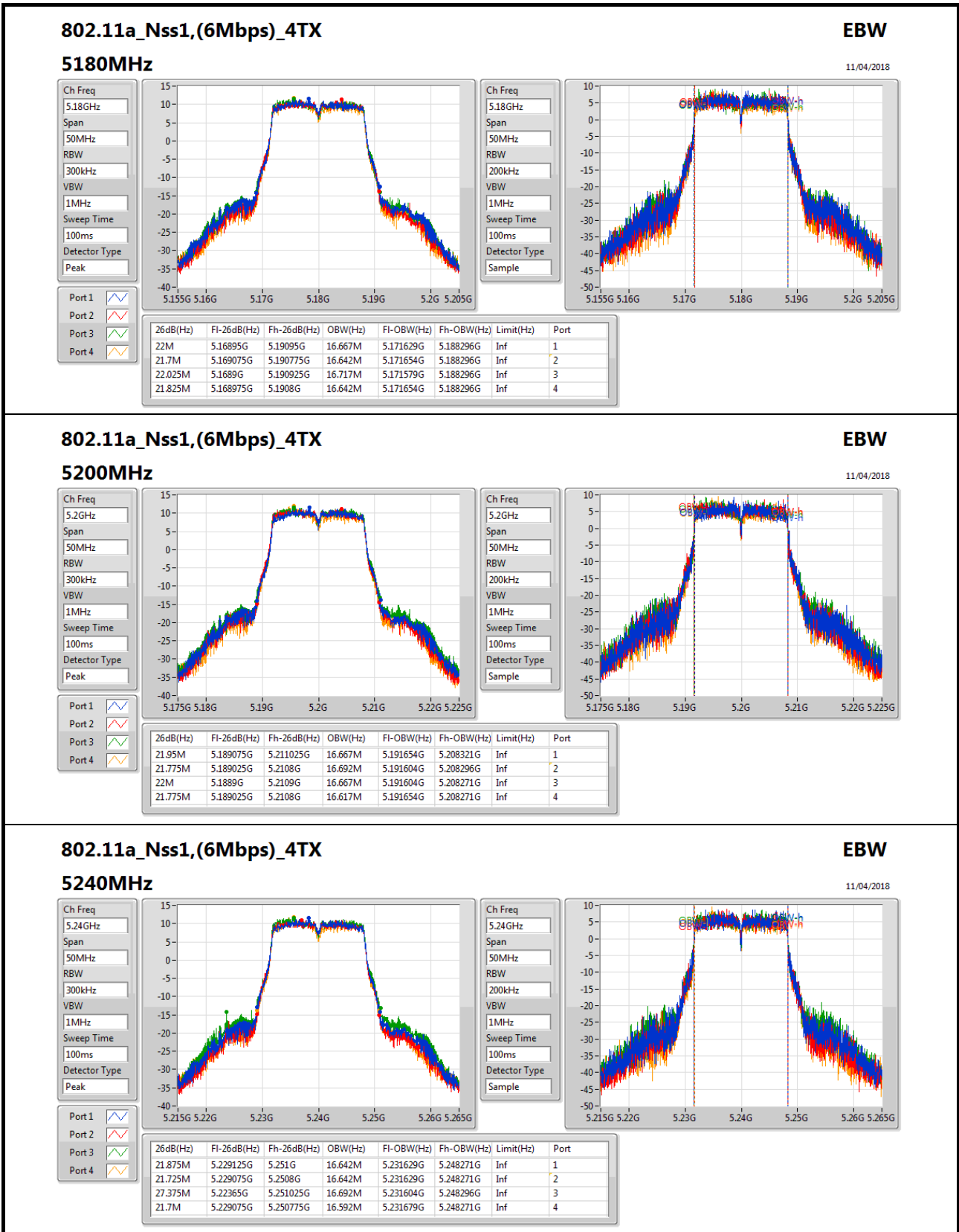


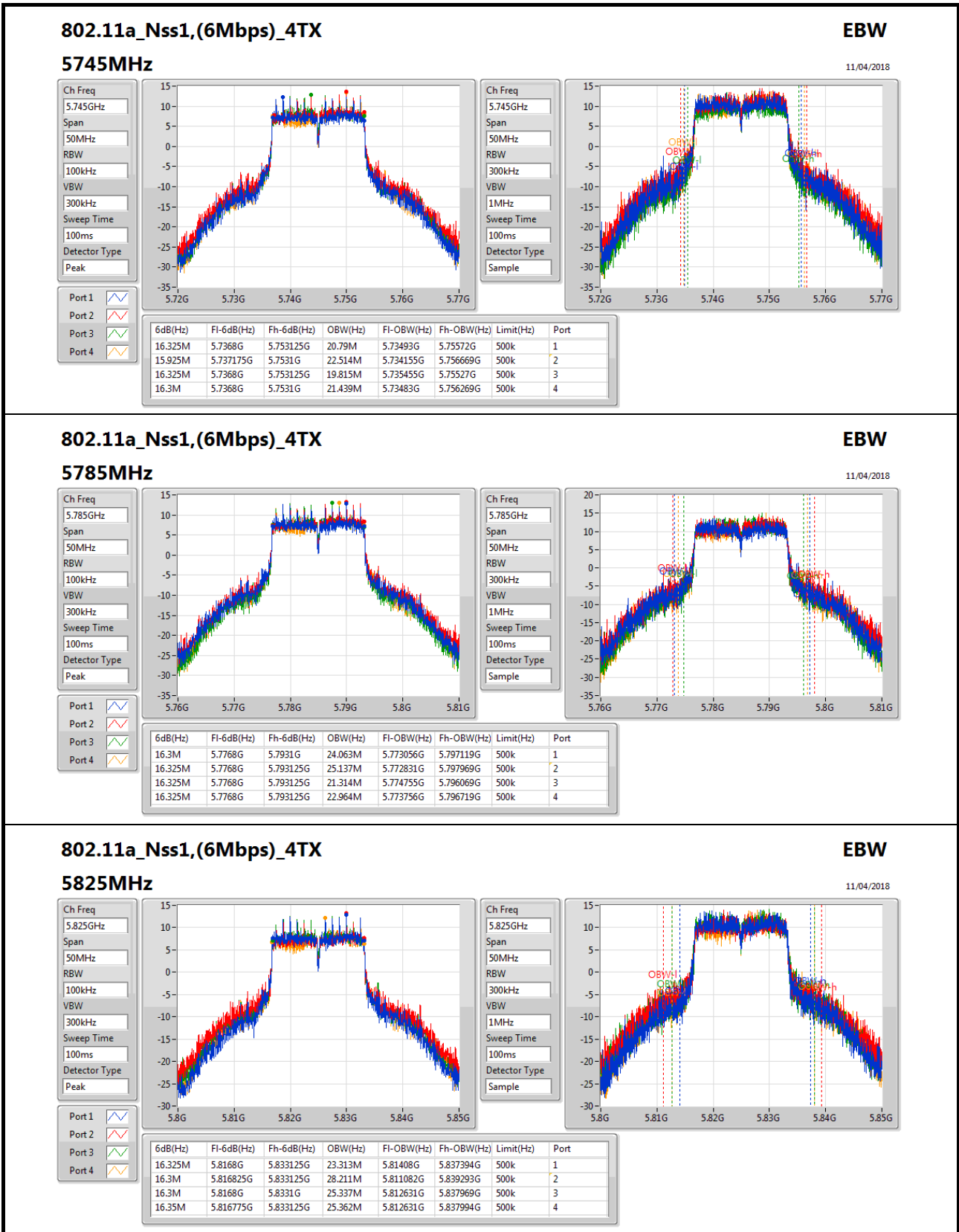
Result

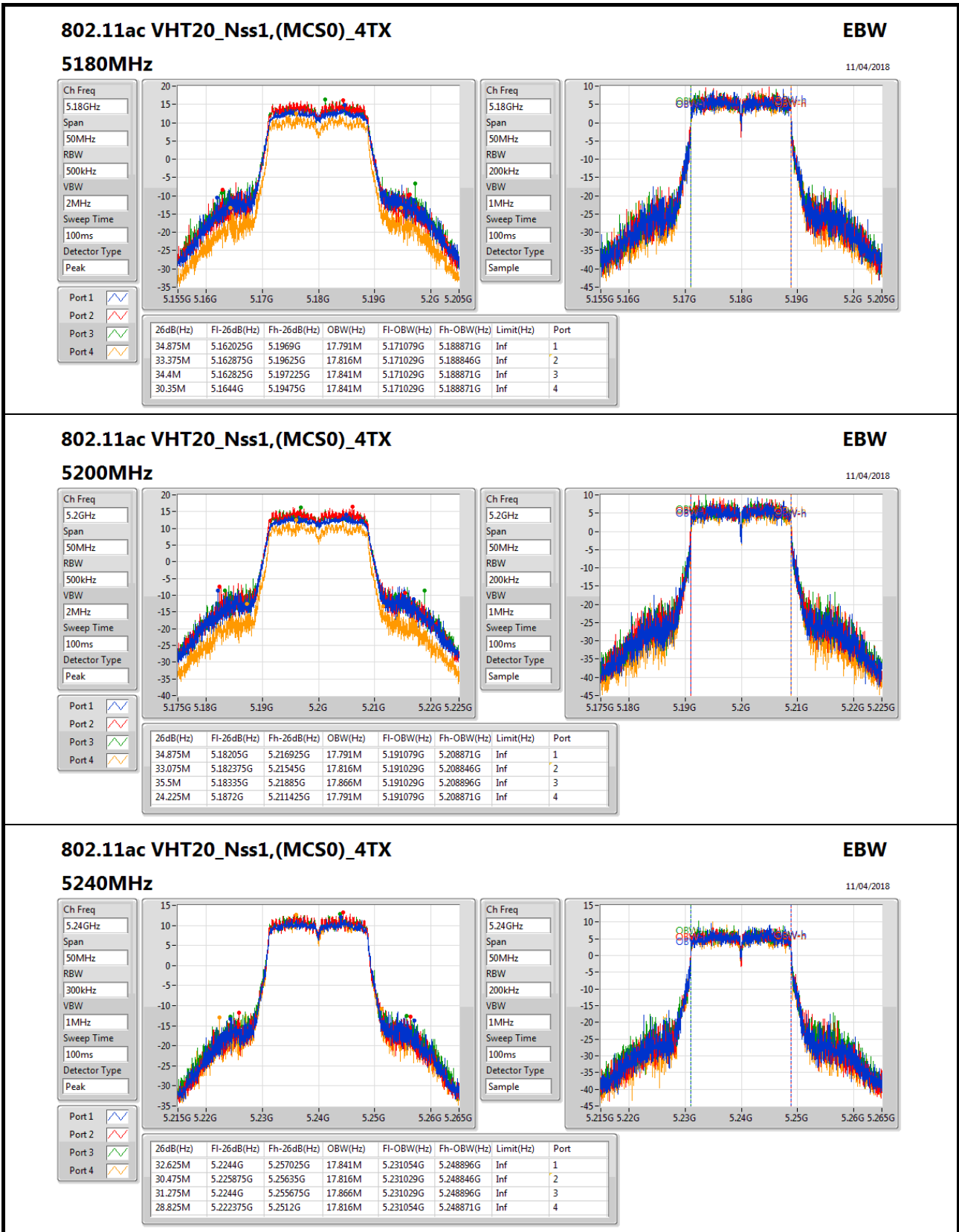
Mode	Result	Limit (Hz)	Port 1-N dB (Hz)	Port 1-OBW (Hz)	Port 2-N dB (Hz)	Port 2-OBW (Hz)	Port 3-N dB (Hz)	Port 3-OBW (Hz)	Port 4-N dB (Hz)	Port 4-OBW (Hz)
802.11a_Nss1,(6Mbps)_4TX	-	-	-	-	-	-	-	-	-	-
5180MHz	Pass	Inf	22M	16.667M	21.7M	16.642M	22.025M	16.717M	21.825M	16.642M
5200MHz	Pass	Inf	21.95M	16.667M	21.775M	16.692M	22M	16.667M	21.775M	16.617M
5240MHz	Pass	Inf	21.875M	16.642M	21.725M	16.642M	27.375M	16.692M	21.7M	16.592M
5745MHz	Pass	500k	16.325M	20.79M	15.925M	22.514M	16.325M	19.815M	16.3M	21.439M
5785MHz	Pass	500k	16.3M	24.063M	16.325M	25.137M	16.325M	21.314M	16.325M	22.964M
5825MHz	Pass	500k	16.325M	23.313M	16.3M	28.211M	16.3M	25.337M	16.35M	25.362M
802.11ac VHT20_Nss1,(MCS0)_4TX	-	-	-	-	-	-	-	-	-	-
5180MHz	Pass	Inf	34.875M	17.791M	33.375M	17.816M	34.4M	17.841M	30.35M	17.841M
5200MHz	Pass	Inf	34.875M	17.791M	33.075M	17.816M	35.5M	17.866M	24.225M	17.791M
5240MHz	Pass	Inf	32.625M	17.841M	30.475M	17.816M	31.275M	17.866M	28.825M	17.816M
5745MHz	Pass	500k	17.55M	22.839M	17.55M	24.763M	17.55M	21.739M	17.55M	24.213M
5785MHz	Pass	500k	17.6M	24.088M	17.55M	26.387M	17.55M	22.489M	17.55M	25.162M
5825MHz	Pass	500k	17.575M	23.438M	17.55M	30.285M	17.525M	26.937M	17.3M	28.086M
802.11ac VHT40_Nss1,(MCS0)_4TX	-	-	-	-	-	-	-	-	-	-
5190MHz	Pass	Inf	46.65M	36.232M	39.85M	36.232M	47.65M	36.282M	47.3M	36.282M
5230MHz	Pass	Inf	83.35M	36.982M	78.7M	36.432M	89.9M	37.381M	77.95M	36.582M
5755MHz	Pass	500k	36.25M	42.829M	36.35M	44.678M	36.3M	54.673M	35.75M	46.277M
5795MHz	Pass	500k	36.35M	41.929M	36.3M	40.73M	36.3M	49.025M	35.7M	42.179M
802.11ac VHT80_Nss1,(MCS0)_4TX	-	-	-	-	-	-	-	-	-	-
5210MHz	Pass	Inf	91.6M	74.963M	81.1M	75.262M	80.7M	74.963M	80.8M	75.062M
5775MHz	Pass	500k	76.3M	75.962M	75.8M	76.062M	75.7M	75.962M	75.7M	76.062M
802.11ac VHT20-BF_Nss1,(MCS0)_4TX	-	-	-	-	-	-	-	-	-	-
5180MHz	Pass	Inf	34.95M	17.816M	34.15M	17.791M	34.3M	17.866M	28.175M	17.791M
5200MHz	Pass	Inf	32.7M	17.816M	32.725M	17.816M	31.975M	17.841M	29.975M	17.766M
5240MHz	Pass	Inf	34.45M	17.816M	34.7M	17.791M	31.7M	17.816M	30.35M	17.816M
5745MHz	Pass	500k	17.575M	17.841M	17.55M	17.866M	17.55M	17.816M	17.575M	17.866M
5785MHz	Pass	500k	17.6M	17.891M	17.575M	17.891M	17.55M	17.816M	17.525M	17.866M
5825MHz	Pass	500k	17.575M	17.891M	17.6M	18.041M	17.575M	18.016M	17.575M	17.866M
802.11ac VHT40-BF_Nss1,(MCS0)_4TX	-	-	-	-	-	-	-	-	-	-
5190MHz	Pass	Inf	40.2M	36.232M	39.75M	36.282M	41.05M	36.232M	40.15M	36.232M
5230MHz	Pass	Inf	75.65M	36.332M	45.95M	36.332M	71.4M	36.382M	65.15M	36.282M
5755MHz	Pass	500k	36.3M	36.382M	36.35M	36.282M	36.25M	36.482M	35.7M	36.382M
5795MHz	Pass	500k	36.35M	36.432M	36.35M	36.332M	36.3M	36.432M	35.75M	36.382M
802.11ac VHT80-BF_Nss1,(MCS0)_4TX	-	-	-	-	-	-	-	-	-	-
5210MHz	Pass	Inf	81.5M	75.062M	81.1M	74.963M	80.5M	74.963M	80.8M	75.062M
5775MHz	Pass	500k	76.3M	75.862M	75.9M	75.862M	75.7M	75.962M	75.7M	75.962M

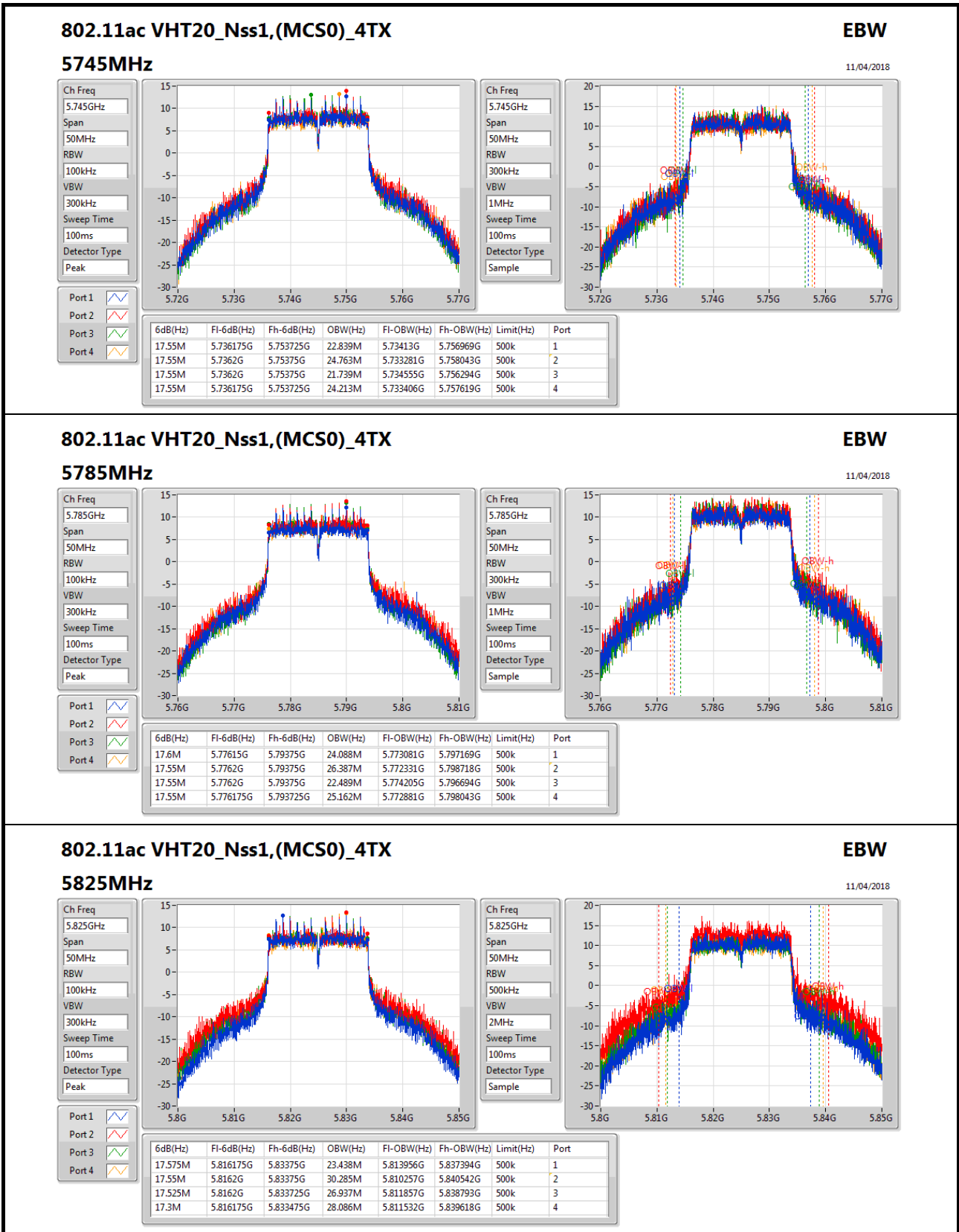
Port X-N dB = Port X 6dB down bandwidth for 5.725-5.85GHz band / 26dB down bandwidth for other band

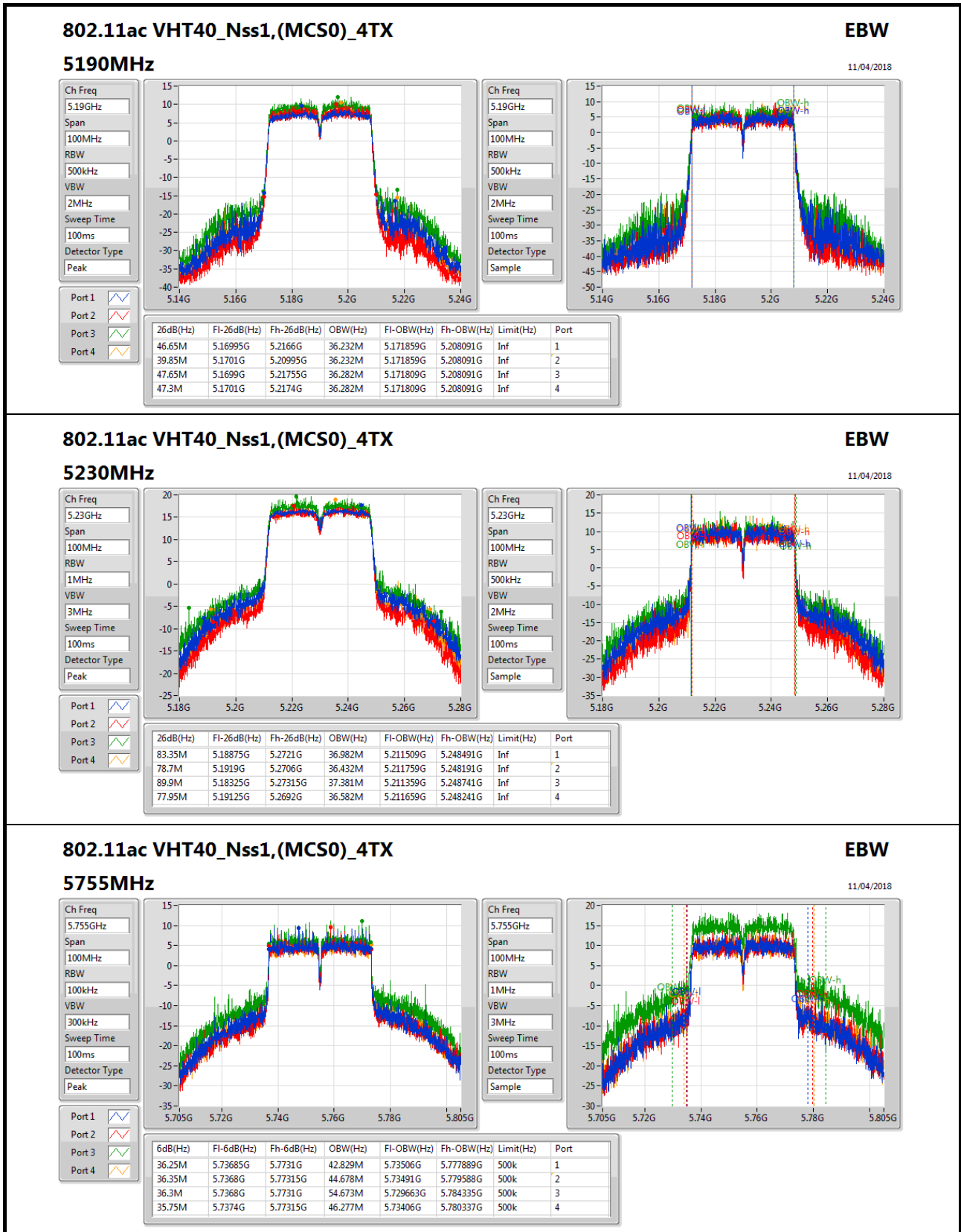
Port X-OBW = Port X 99% occupied bandwidth;

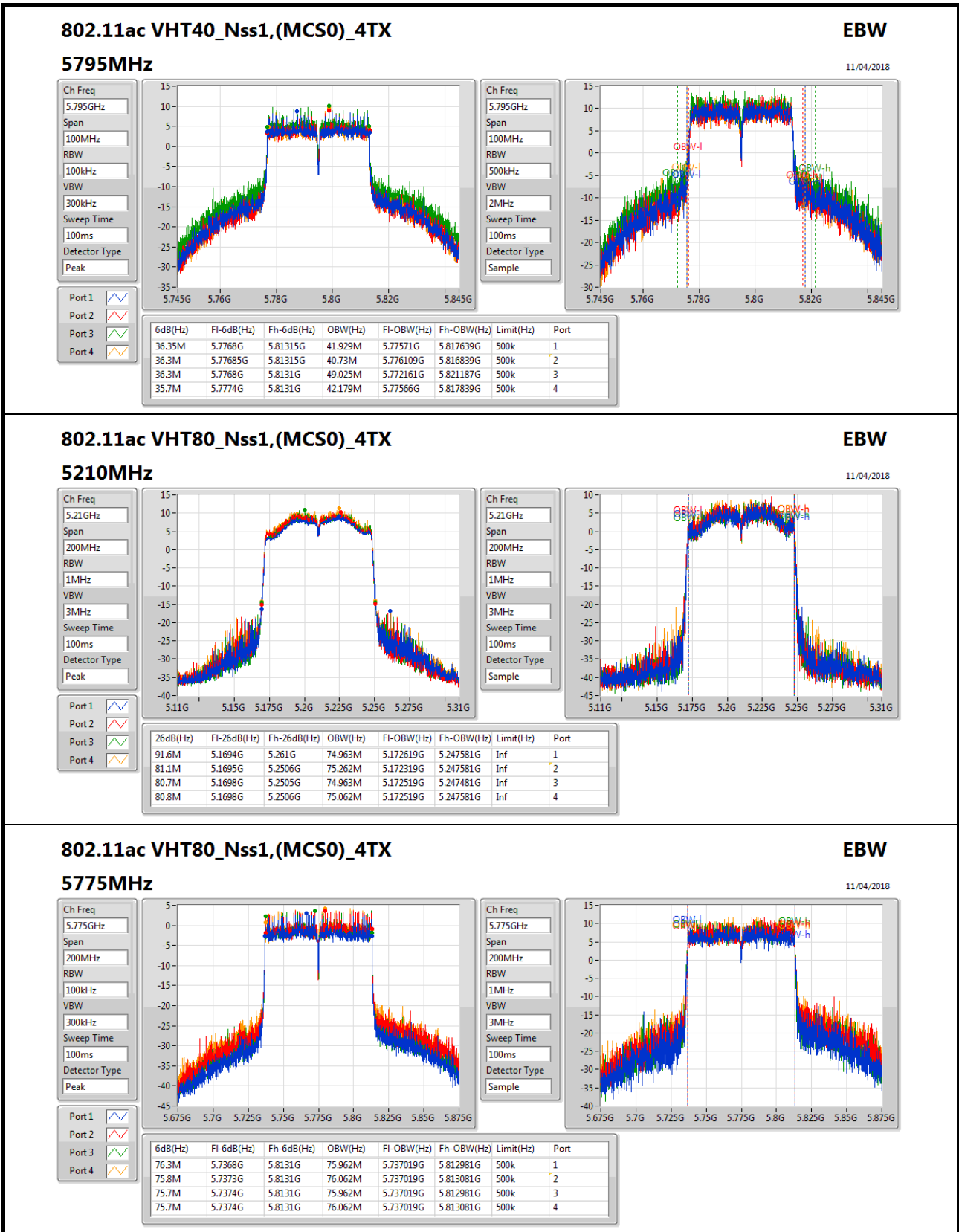


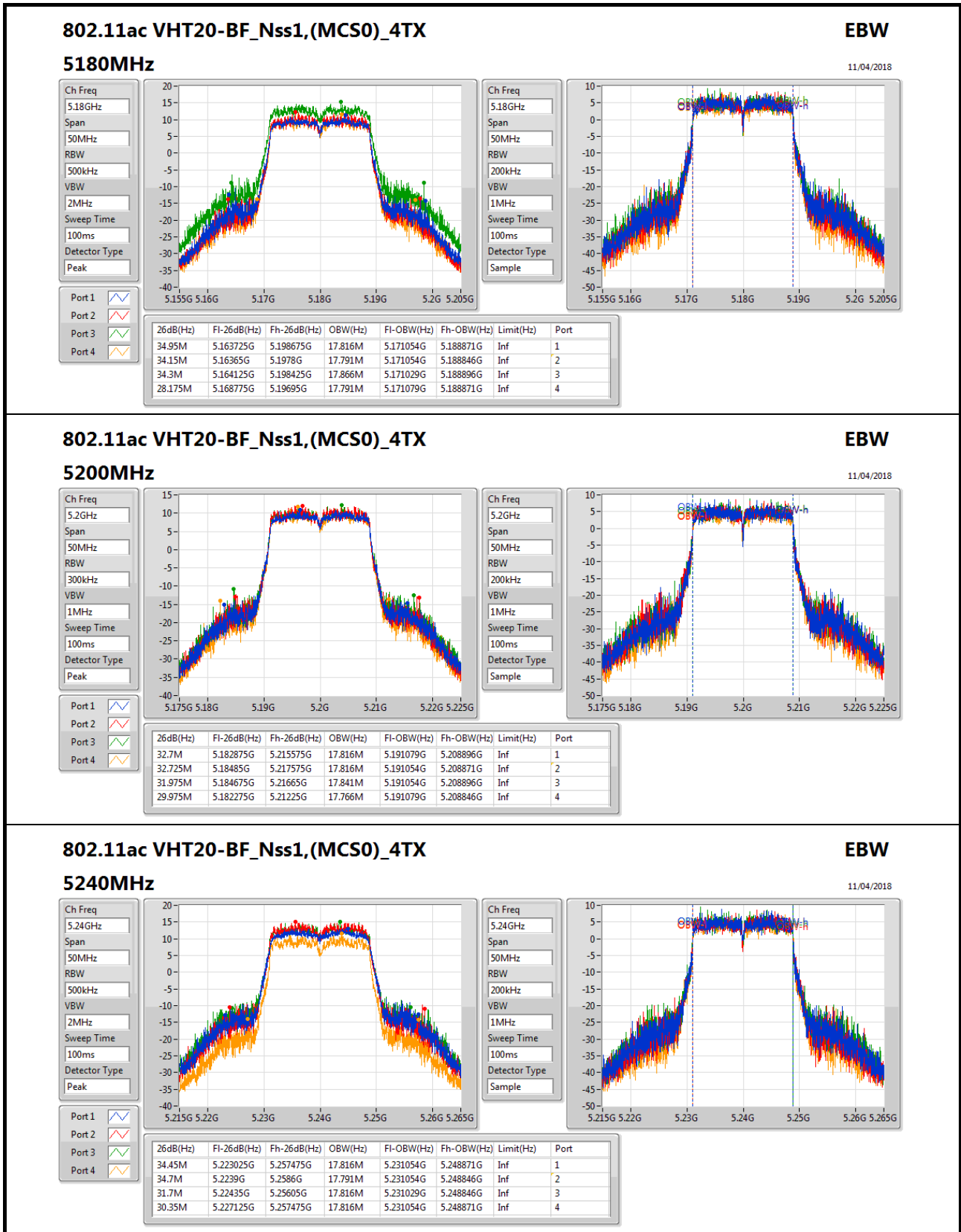


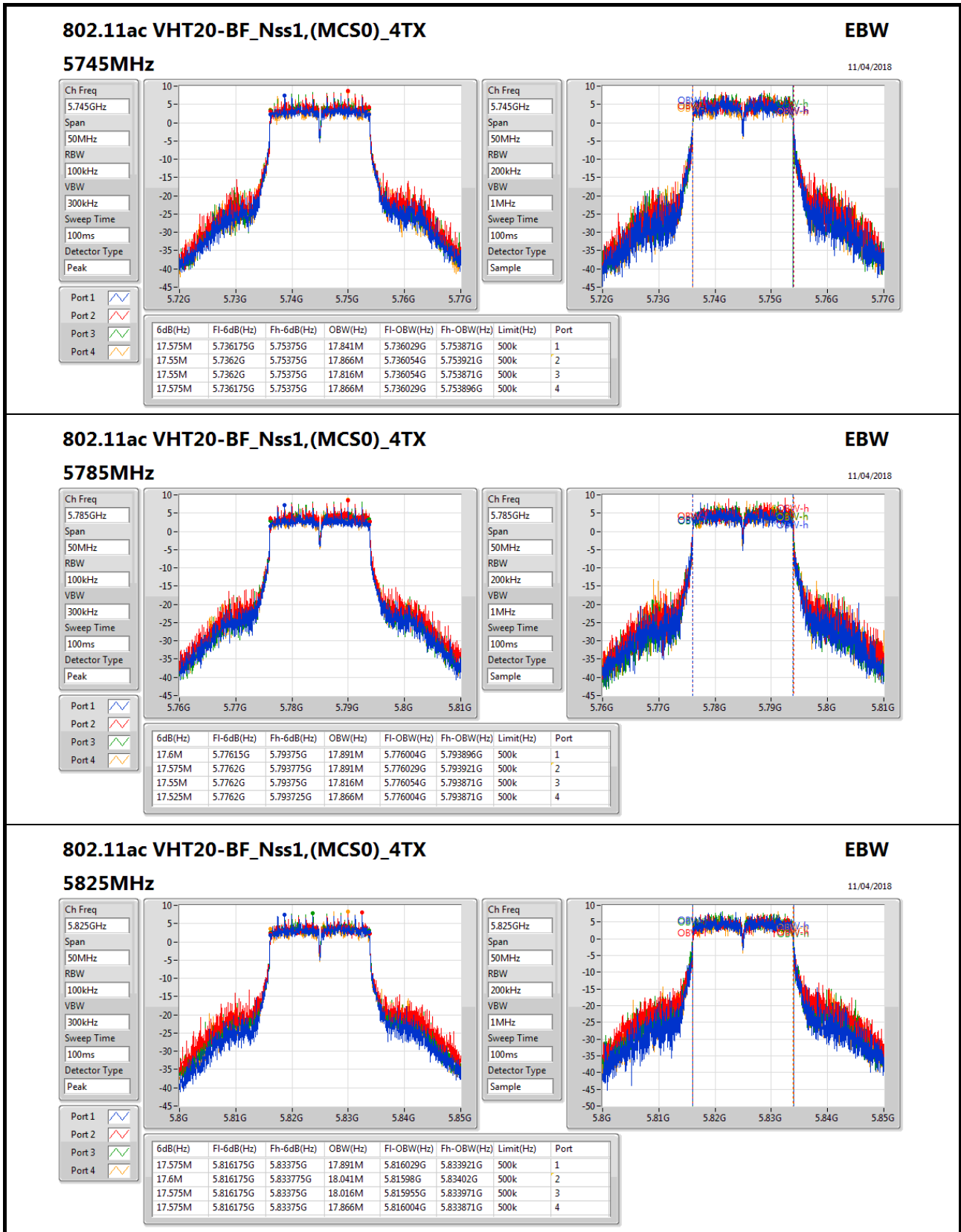


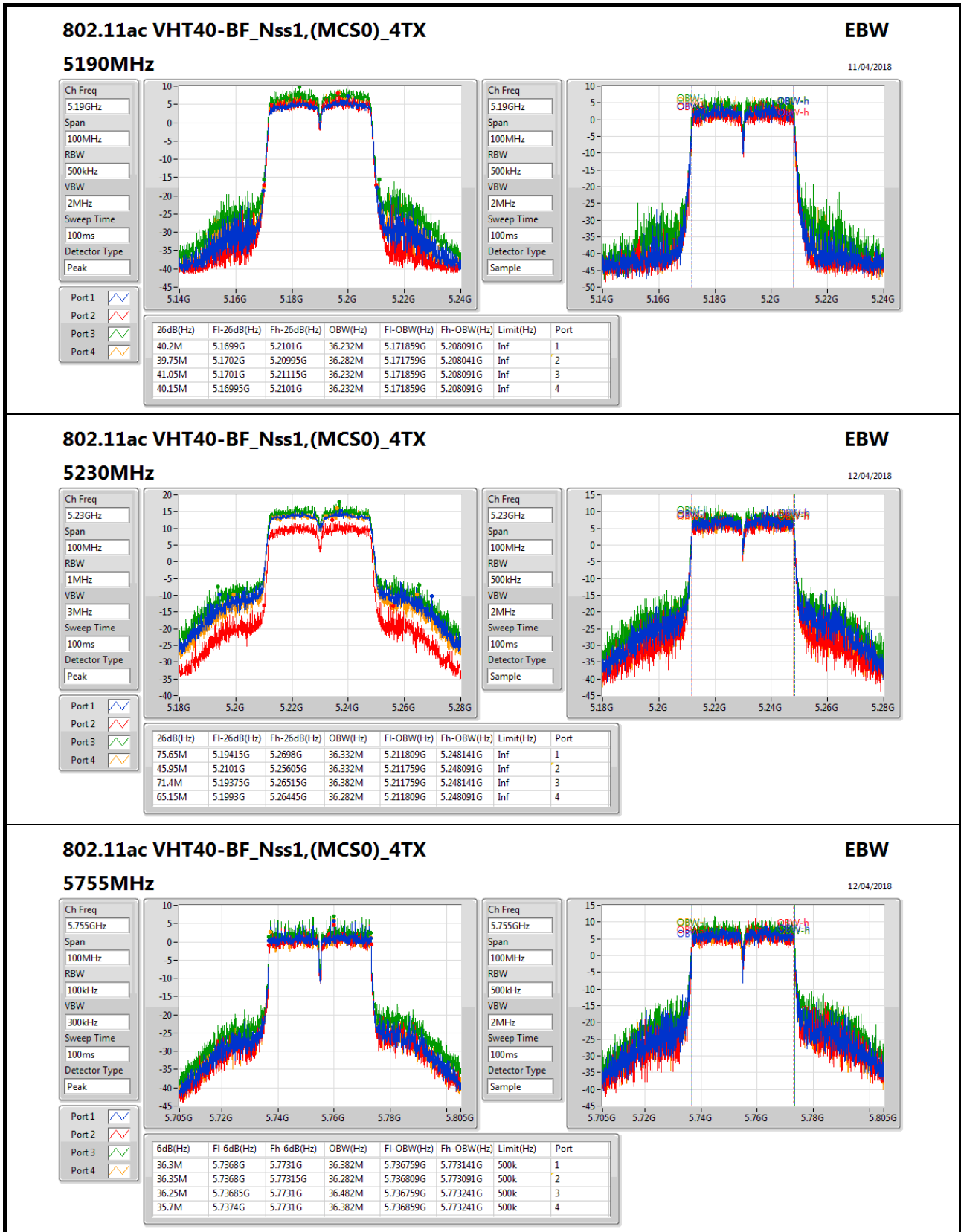


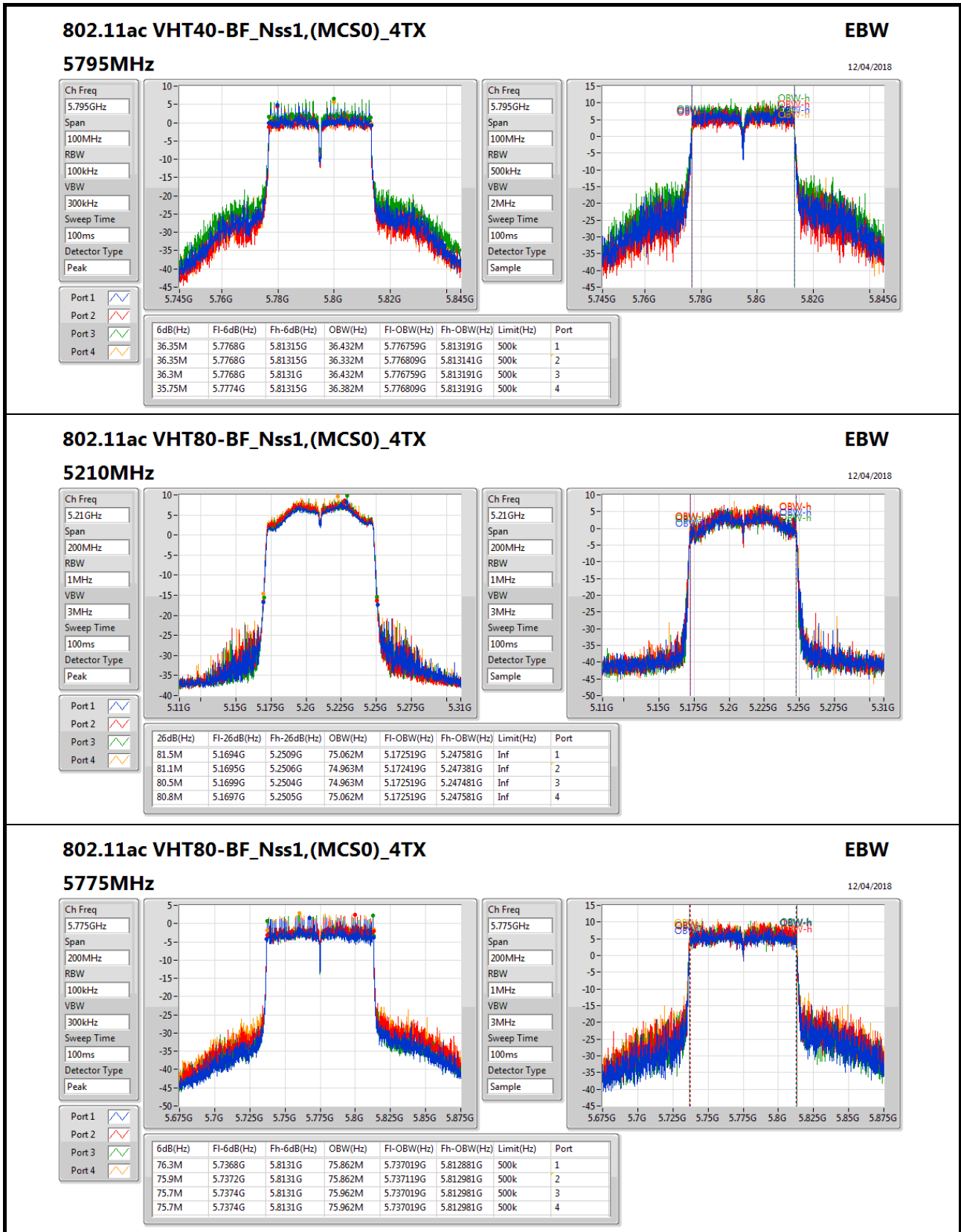














Summary

Mode	Total Power (dBm)	Total Power (W)
5.15-5.25GHz	-	-
802.11a_Nss1,(6Mbps)_4TX	26.11	0.40832
802.11ac VHT20_Nss1,(MCS0)_4TX	26.49	0.44566
802.11ac VHT40_Nss1,(MCS0)_4TX	29.11	0.81470
802.11ac VHT80_Nss1,(MCS0)_4TX	23.45	0.22131
802.11ac VHT20-BF_Nss1,(MCS0)_4TX	26.19	0.41591
802.11ac VHT40-BF_Nss1,(MCS0)_4TX	26.43	0.43954
802.11ac VHT80-BF_Nss1,(MCS0)_4TX	22.46	0.17620
5.725-5.85GHz	-	-
802.11a_Nss1,(6Mbps)_4TX	29.91	0.97949
802.11ac VHT20_Nss1,(MCS0)_4TX	29.91	0.97949
802.11ac VHT40_Nss1,(MCS0)_4TX	29.93	0.98401
802.11ac VHT80_Nss1,(MCS0)_4TX	26.62	0.45920
802.11ac VHT20-BF_Nss1,(MCS0)_4TX	26.32	0.42855
802.11ac VHT40-BF_Nss1,(MCS0)_4TX	26.42	0.43853
802.11ac VHT80-BF_Nss1,(MCS0)_4TX	25.87	0.38637



Result

Mode	Result	DG (dBi)	Port 1 (dBm)	Port 2 (dBm)	Port 3 (dBm)	Port 4 (dBm)	Total Power (dBm)	Power Limit (dBm)
802.11a_Nss1,(6Mbps)_4TX	-	-	-	-	-	-	-	-
5180MHz	Pass	4.00	19.93	20.05	20.27	19.76	26.03	30.00
5200MHz	Pass	4.00	20.09	20.14	20.31	19.81	26.11	30.00
5240MHz	Pass	4.00	20.07	20.16	20.35	19.73	26.10	30.00
5745MHz	Pass	4.00	23.51	23.87	23.98	23.57	29.76	30.00
5785MHz	Pass	4.00	23.62	24.08	24.16	23.67	29.91	30.00
5825MHz	Pass	4.00	23.76	23.64	23.92	23.56	29.74	30.00
802.11ac VHT20_Nss1,(MCS0)_4TX	-	-	-	-	-	-	-	-
5180MHz	Pass	4.00	20.36	20.65	20.78	20.01	26.48	30.00
5200MHz	Pass	4.00	20.31	20.71	20.75	19.96	26.46	30.00
5240MHz	Pass	4.00	20.38	20.57	20.82	20.07	26.49	30.00
5745MHz	Pass	4.00	23.86	23.95	24.12	23.63	29.91	30.00
5785MHz	Pass	4.00	23.52	24.03	24.09	23.82	29.89	30.00
5825MHz	Pass	4.00	23.75	23.64	23.91	23.53	29.73	30.00
802.11ac VHT40_Nss1,(MCS0)_4TX	-	-	-	-	-	-	-	-
5190MHz	Pass	4.00	18.27	17.41	19.36	18.12	24.37	30.00
5230MHz	Pass	4.00	23.14	22.29	23.85	22.94	29.11	30.00
5755MHz	Pass	4.00	23.55	23.47	24.92	23.51	29.93	30.00
5795MHz	Pass	4.00	22.92	22.78	24.24	22.96	29.29	30.00
802.11ac VHT80_Nss1,(MCS0)_4TX	-	-	-	-	-	-	-	-
5210MHz	Pass	4.00	17.14	17.46	17.26	17.84	23.45	30.00
5775MHz	Pass	4.00	20.03	20.77	20.58	20.98	26.62	30.00
802.11ac VHT20-BF_Nss1,(MCS0)_4TX	-	-	-	-	-	-	-	-
5180MHz	Pass	9.55	20.06	20.29	20.52	19.75	26.18	26.45
5200MHz	Pass	9.55	20.02	20.42	20.47	19.72	26.19	26.45
5240MHz	Pass	9.55	20.04	20.31	20.52	19.74	26.18	26.45
5745MHz	Pass	9.55	20.01	20.19	20.68	20.15	26.29	26.45
5785MHz	Pass	9.55	19.93	20.53	20.59	20.11	26.32	26.45
5825MHz	Pass	9.55	20.07	20.35	20.56	20.04	26.28	26.45
802.11ac VHT40-BF_Nss1,(MCS0)_4TX	-	-	-	-	-	-	-	-
5190MHz	Pass	9.55	16.42	15.68	17.98	16.65	22.78	26.45
5230MHz	Pass	9.55	20.29	19.54	21.37	20.23	26.43	26.45
5755MHz	Pass	9.55	20.12	19.93	21.42	19.95	26.42	26.45
5795MHz	Pass	9.55	19.85	19.67	21.15	19.89	26.20	26.45
802.11ac VHT80-BF_Nss1,(MCS0)_4TX	-	-	-	-	-	-	-	-
5210MHz	Pass	9.55	16.19	16.48	16.33	16.74	22.46	26.45
5775MHz	Pass	9.55	19.24	20.02	19.82	20.25	25.87	26.45

DG = Directional Gain; Port X = Port X output power



Summary

Mode	PD (dBm/RBW)
5.15-5.25GHz	-
802.11a_Nss1,(6Mbps)_4TX	13.39
802.11ac VHT20_Nss1,(MCS0)_4TX	13.38
802.11ac VHT40_Nss1,(MCS0)_4TX	13.11
802.11ac VHT80_Nss1,(MCS0)_4TX	5.11
802.11ac VHT20-BF_Nss1,(MCS0)_4TX	13.04
802.11ac VHT40-BF_Nss1,(MCS0)_4TX	10.43
802.11ac VHT80-BF_Nss1,(MCS0)_4TX	4.17
5.725-5.85GHz	-
802.11a_Nss1,(6Mbps)_4TX	15.53
802.11ac VHT20_Nss1,(MCS0)_4TX	15.30
802.11ac VHT40_Nss1,(MCS0)_4TX	12.26
802.11ac VHT80_Nss1,(MCS0)_4TX	6.16
802.11ac VHT20-BF_Nss1,(MCS0)_4TX	11.75
802.11ac VHT40-BF_Nss1,(MCS0)_4TX	8.89
802.11ac VHT80-BF_Nss1,(MCS0)_4TX	5.38

RBW = 500kHz for 5.725-5.85GHz band / 1MHz for other band;

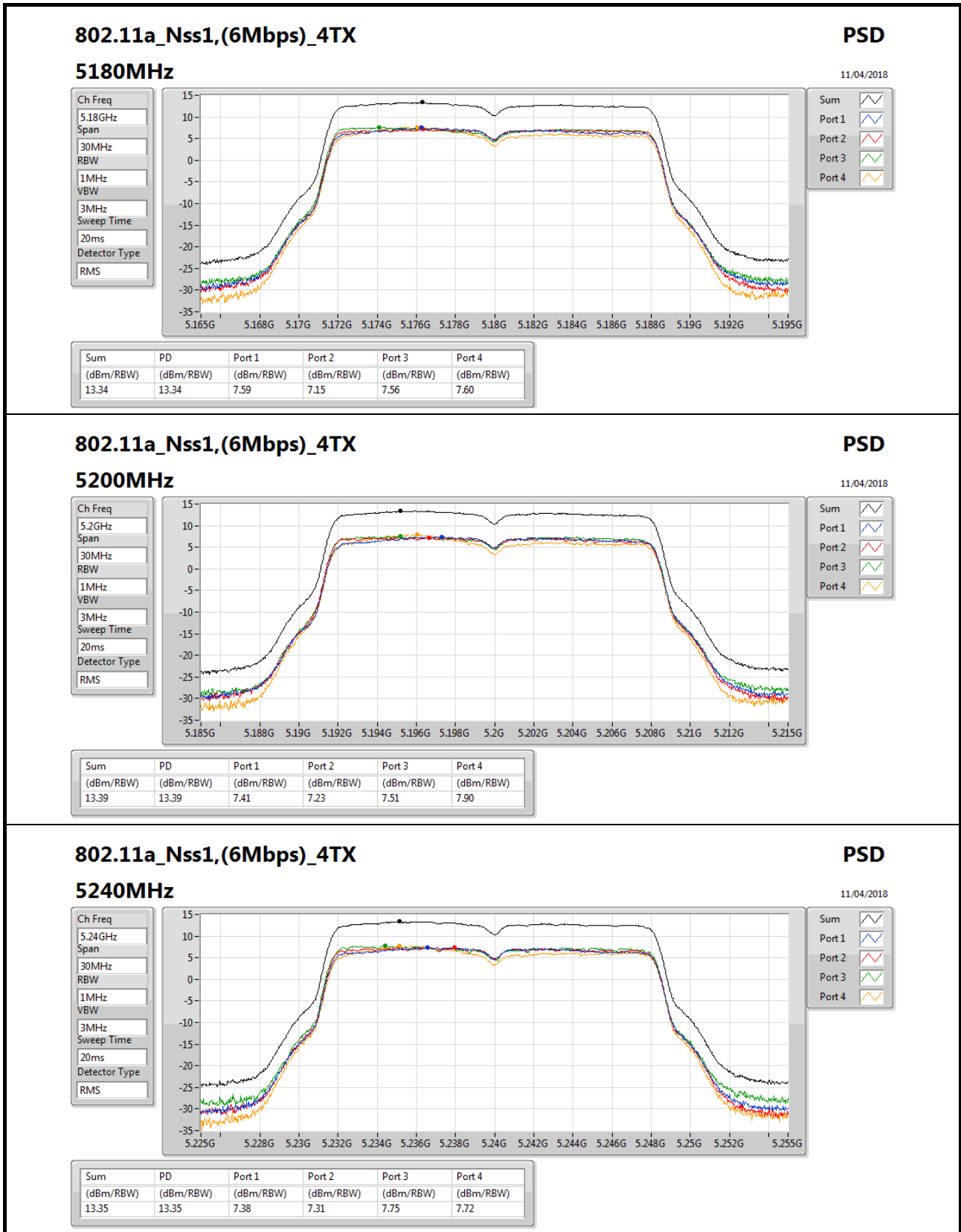


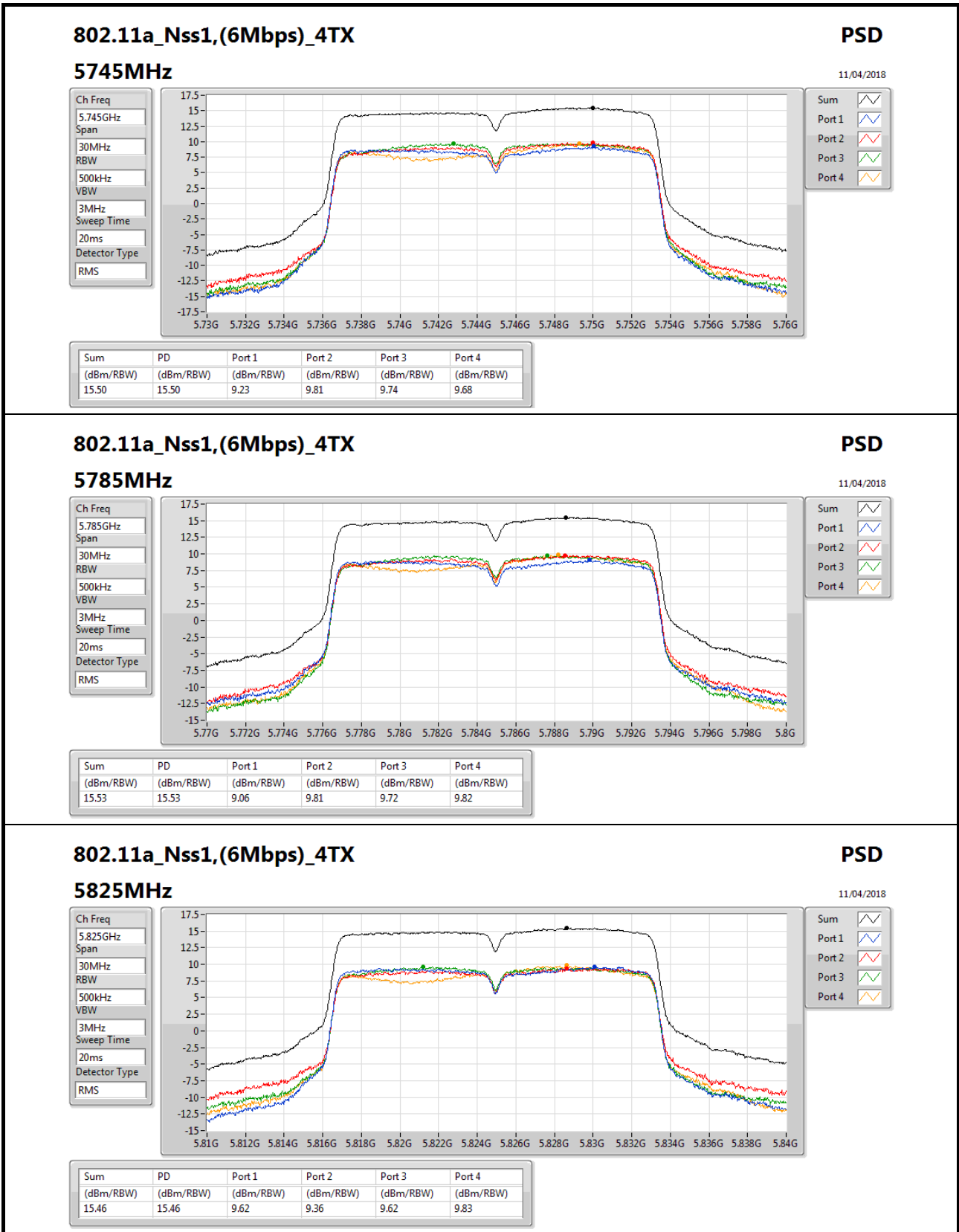
Result

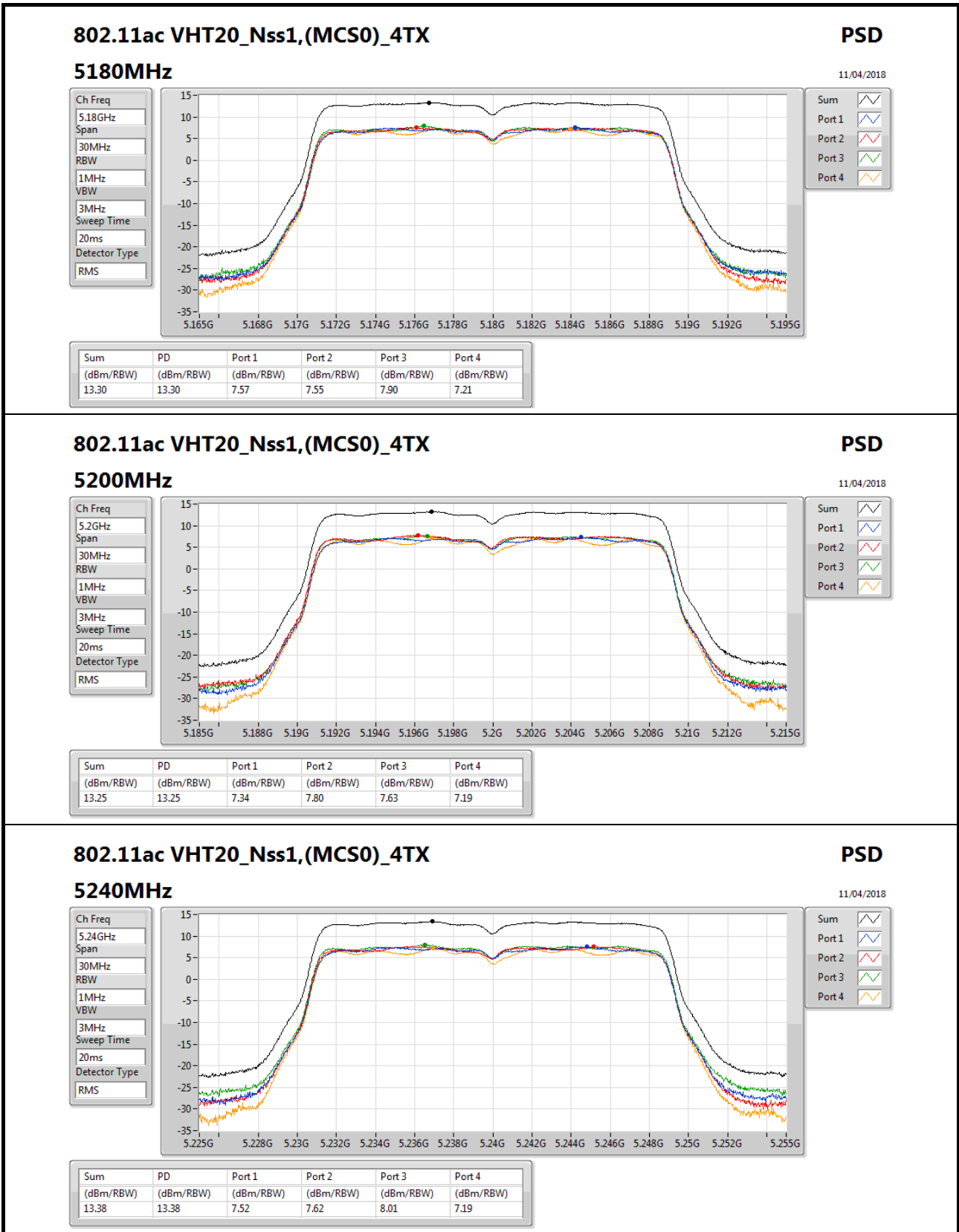
Mode	Result	DG (dBi)	Port 1 (dBm/RBW)	Port 2 (dBm/RBW)	Port 3 (dBm/RBW)	Port 4 (dBm/RBW)	PD (dBm/RBW)	PD Limit (dBm/RBW)
802.11a_Nss1,(6Mbps)_4TX	-	-	-	-	-	-	-	-
5180MHz	Pass	9.55	7.59	7.15	7.56	7.60	13.34	13.45
5200MHz	Pass	9.55	7.41	7.23	7.51	7.90	13.39	13.45
5240MHz	Pass	9.55	7.38	7.31	7.75	7.72	13.35	13.45
5745MHz	Pass	9.55	9.23	9.81	9.74	9.68	15.50	26.45
5785MHz	Pass	9.55	9.06	9.81	9.72	9.82	15.53	26.45
5825MHz	Pass	9.55	9.62	9.36	9.62	9.83	15.46	26.45
802.11ac VHT20_Nss1,(MCS0)_4TX	-	-	-	-	-	-	-	-
5180MHz	Pass	9.55	7.57	7.55	7.90	7.21	13.30	13.45
5200MHz	Pass	9.55	7.34	7.80	7.63	7.19	13.25	13.45
5240MHz	Pass	9.55	7.52	7.62	8.01	7.19	13.38	13.45
5745MHz	Pass	9.55	9.24	9.57	9.64	9.64	15.30	26.45
5785MHz	Pass	9.55	9.02	9.62	9.55	9.66	15.24	26.45
5825MHz	Pass	9.55	9.39	9.27	9.22	9.52	15.11	26.45
802.11ac VHT40_Nss1,(MCS0)_4TX	-	-	-	-	-	-	-	-
5190MHz	Pass	9.55	2.17	1.60	3.61	2.68	8.45	13.45
5230MHz	Pass	9.55	7.09	6.58	8.07	7.33	13.11	13.45
5755MHz	Pass	9.55	6.28	6.06	7.14	6.60	12.26	26.45
5795MHz	Pass	9.55	5.32	5.50	6.55	6.11	11.61	26.45
802.11ac VHT80_Nss1,(MCS0)_4TX	-	-	-	-	-	-	-	-
5210MHz	Pass	9.55	-0.91	-0.70	-0.89	-0.00	5.11	13.45
5775MHz	Pass	9.55	0.03	0.67	0.53	1.24	6.16	26.45
802.11ac VHT20-BF_Nss1,(MCS0)_4TX	-	-	-	-	-	-	-	-
5180MHz	Pass	9.55	7.30	7.15	7.77	6.94	13.03	13.45
5200MHz	Pass	9.55	7.11	7.43	7.52	7.01	13.04	13.45
5240MHz	Pass	9.55	7.27	7.33	7.57	6.83	13.02	13.45
5745MHz	Pass	9.55	5.46	6.09	6.24	6.05	11.67	26.45
5785MHz	Pass	9.55	5.47	6.40	6.15	6.31	11.75	26.45
5825MHz	Pass	9.55	5.64	5.86	5.89	6.13	11.68	26.45
802.11ac VHT40-BF_Nss1,(MCS0)_4TX	-	-	-	-	-	-	-	-
5190MHz	Pass	9.55	0.25	-0.51	2.01	0.75	6.54	13.45
5230MHz	Pass	9.55	4.22	3.48	5.53	4.66	10.43	13.45
5755MHz	Pass	9.55	2.85	2.56	4.10	3.29	8.89	26.45
5795MHz	Pass	9.55	2.34	2.43	3.79	3.20	8.74	26.45
802.11ac VHT80-BF_Nss1,(MCS0)_4TX	-	-	-	-	-	-	-	-
5210MHz	Pass	9.55	-1.79	-1.53	-1.84	-1.16	4.17	13.45
5775MHz	Pass	9.55	-0.89	0.08	-0.34	0.52	5.38	26.45

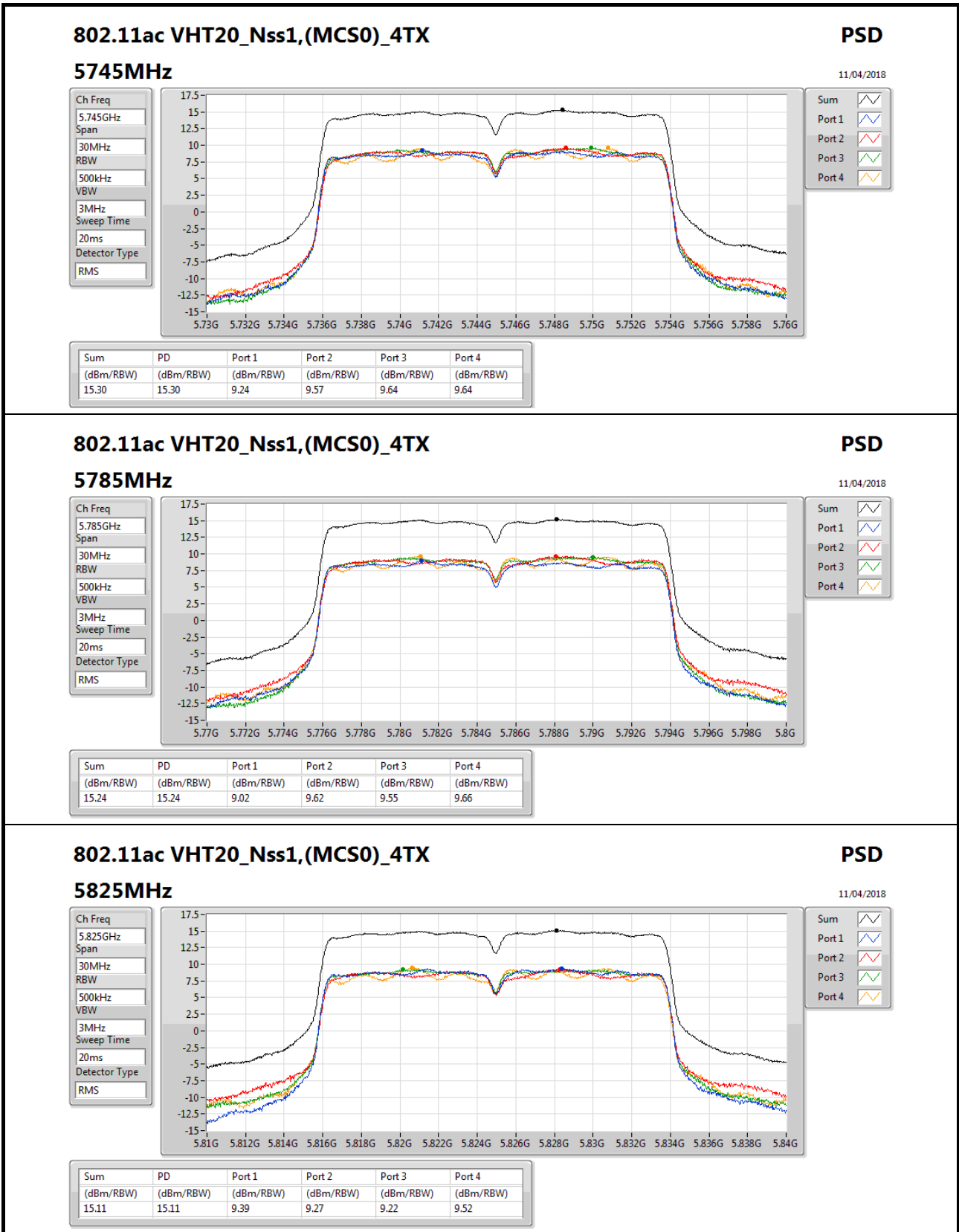
DG = Directional Gain; RBW = 500kHz for 5.725-5.85GHz band / 1MHz for other band;

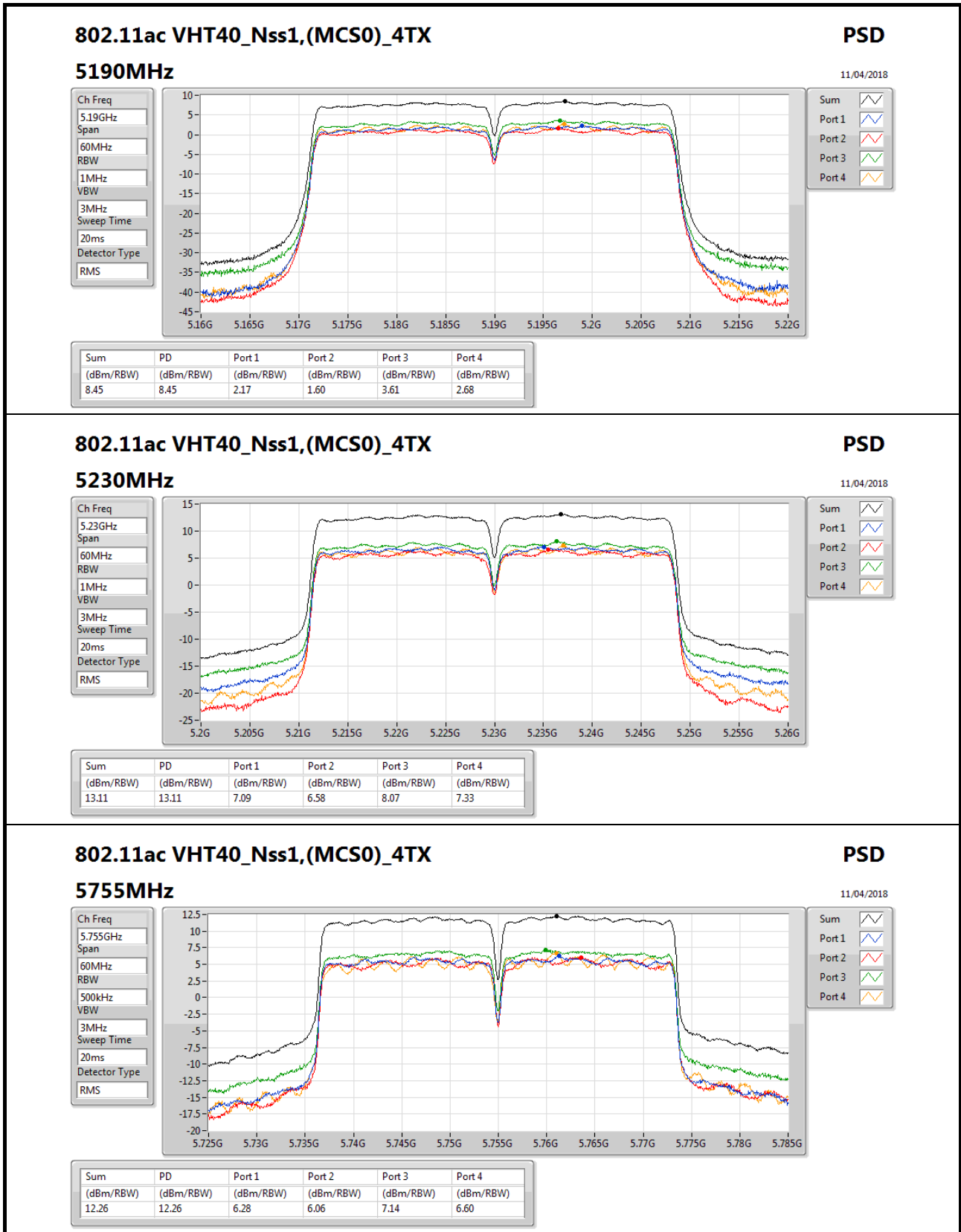
PD = trace bin-by-bin of each transmits port summing can be performed maximum power density; Port X = Port Xpower density;

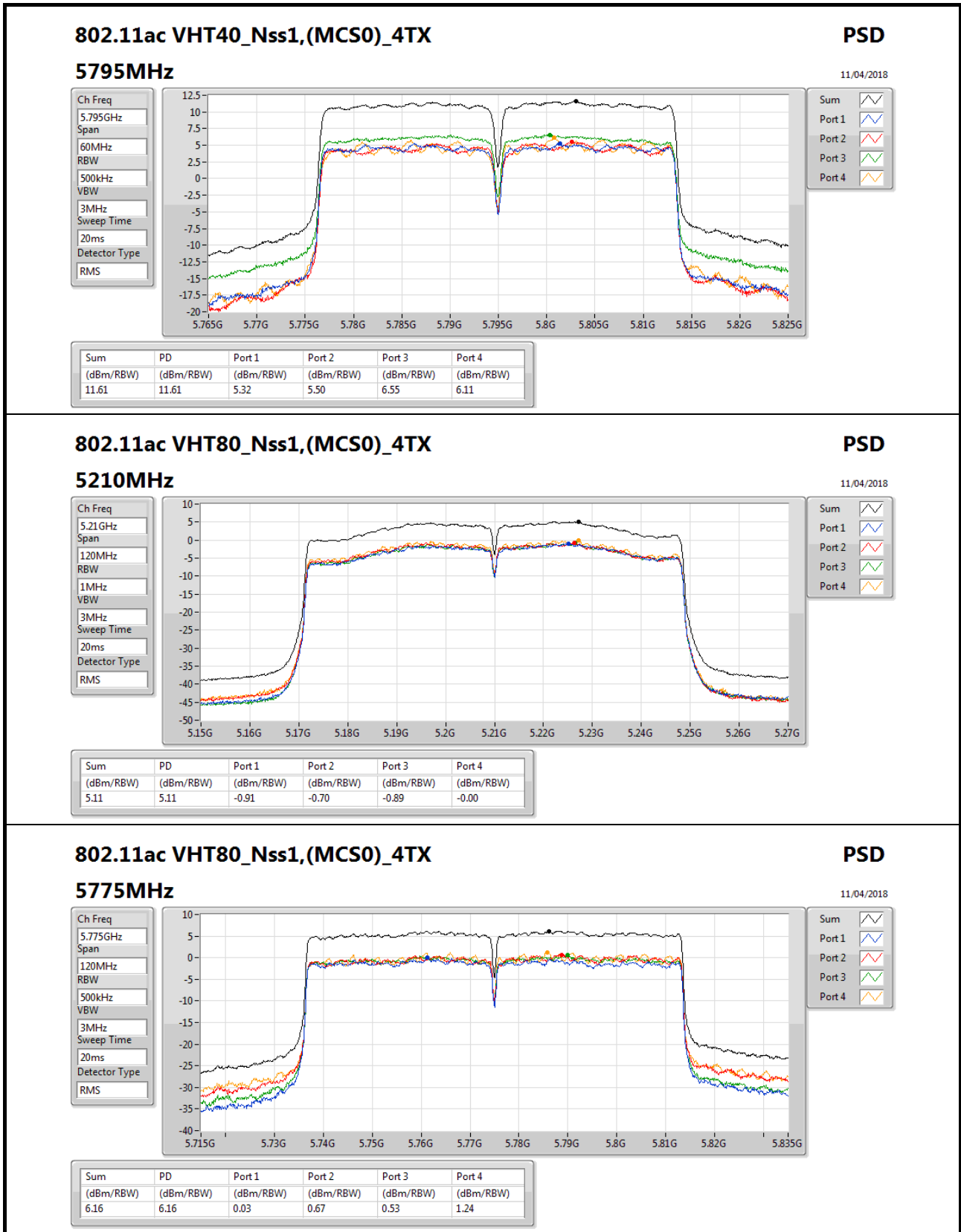


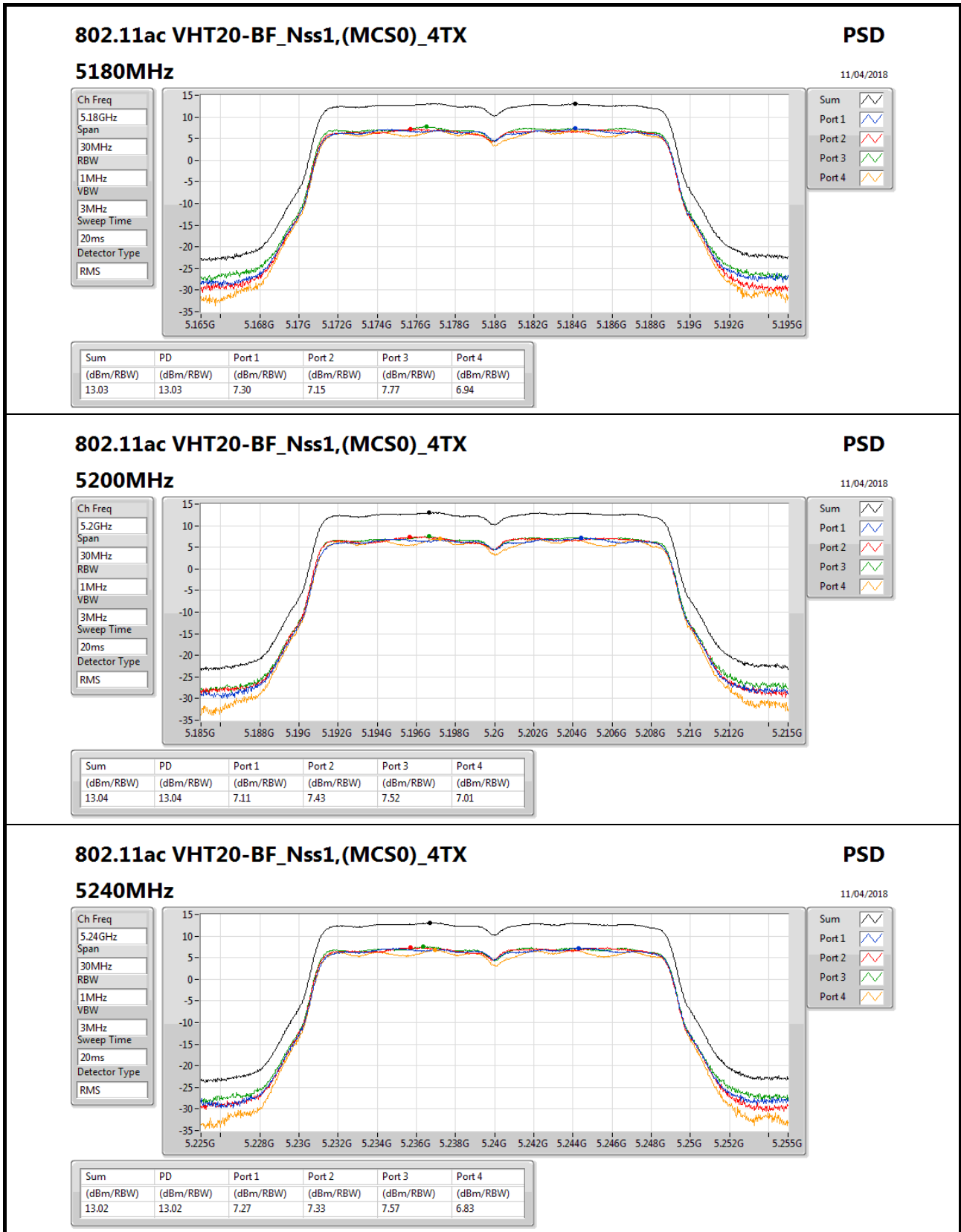


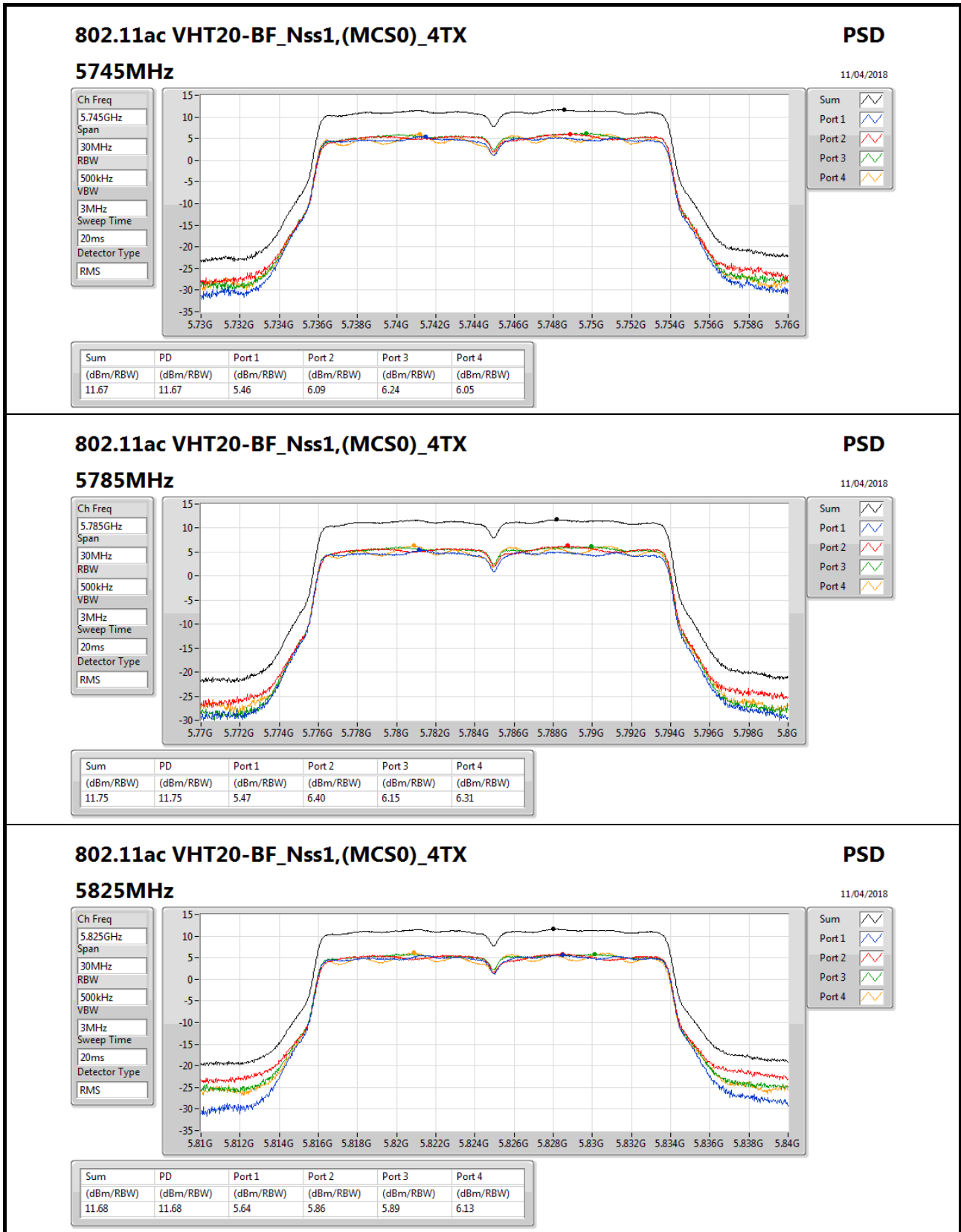


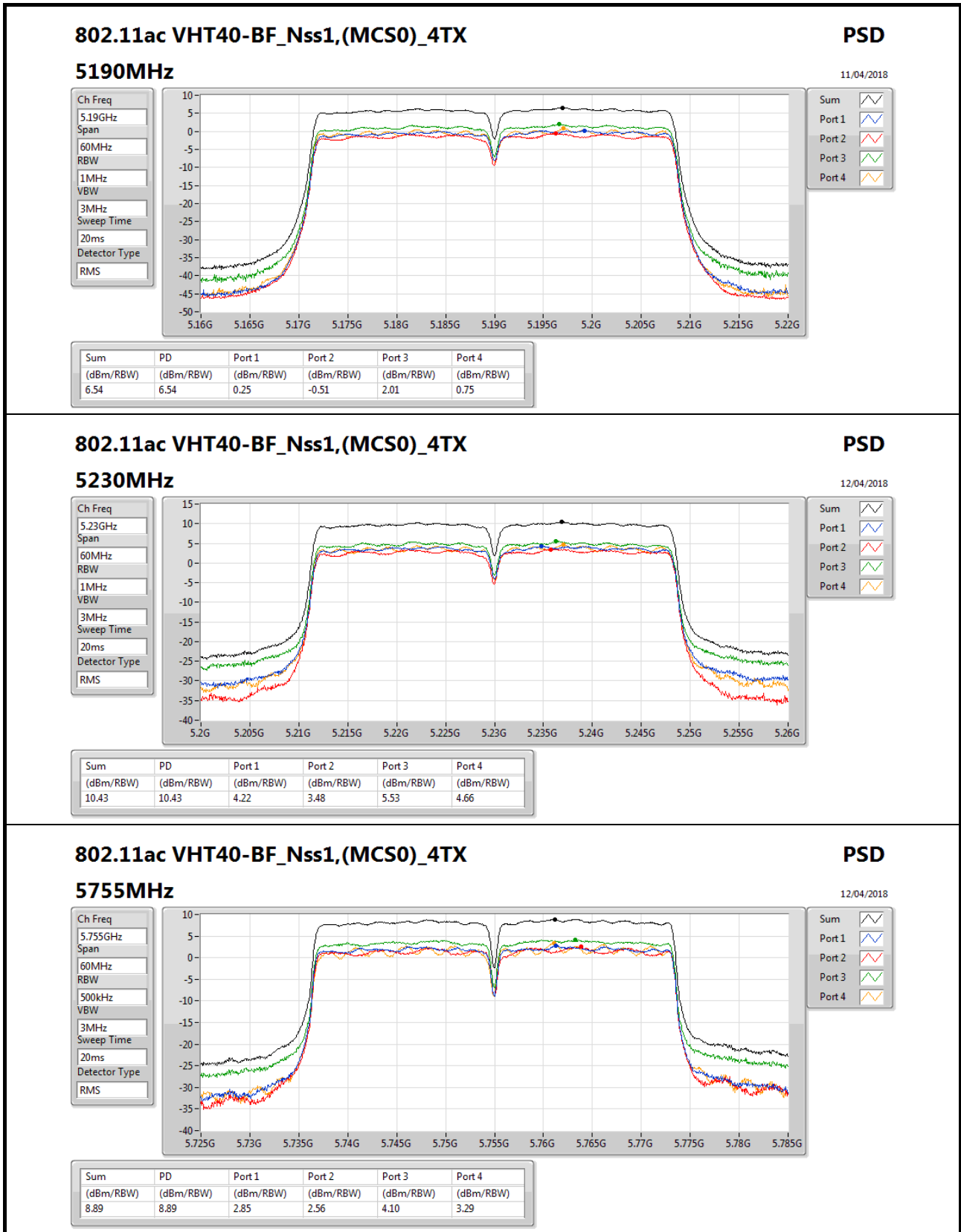


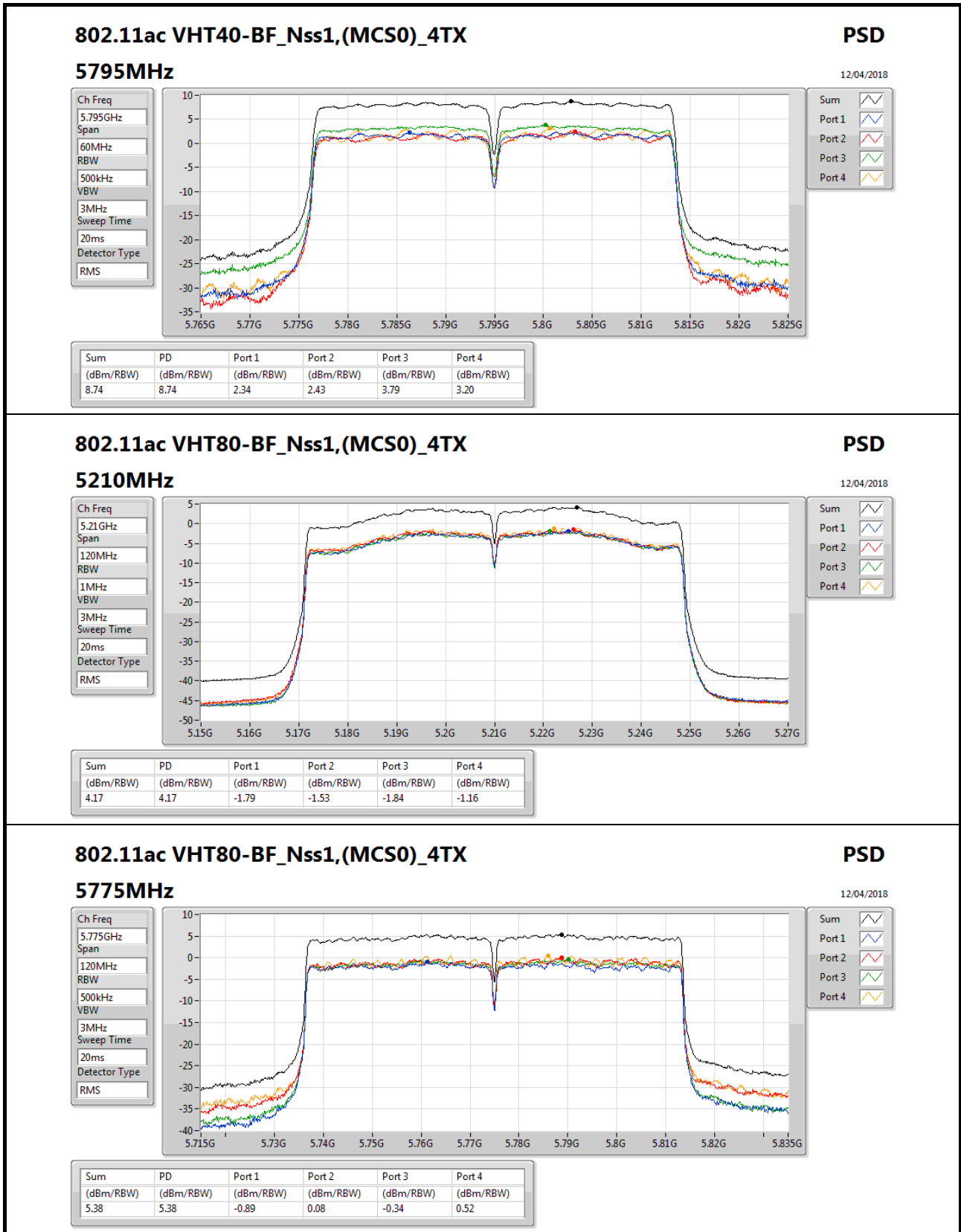














RSE below 1GHz Result

Appendix E.1

RSE below 1GHz Result																																																																																							
Operating Mode	1	Polarization	Horizontal																																																																																				
Operating Function	Normal Link																																																																																						
<div style="display: flex; justify-content: space-between; align-items: flex-start;"> <div style="text-align: center;"> <p>The graph displays the RSE below 1GHz result. The y-axis represents Level (dBuV/m) from 0 to 100, and the x-axis represents Frequency (MHz) from 30 to 1000. A red line indicates the FCC CLASS-B limit, which is 46 dBuV/m. Six peaks are identified and numbered 1 through 6. Peak 1 is at 161.92 MHz, peak 2 at 207.51 MHz, peak 3 at 248.25 MHz, peak 4 at 458.74 MHz, peak 5 at 903.00 MHz, and peak 6 at 904.94 MHz. All peaks are below the 46 dBuV/m limit.</p> </div> <div style="text-align: right;"> <p>Date: 2018-05-02 Time: 11:40:10</p> </div> </div>																																																																																							
<table border="1" style="width: 100%; border-collapse: collapse;"> <thead> <tr> <th></th> <th>Freq MHz</th> <th>Level dBuV/m</th> <th>Limit Line dBuV/m</th> <th>Over Limit dB</th> <th>Read Level dBuV</th> <th>CableAntenna Loss dB</th> <th>Preamp Factor dB/m</th> <th>A/Pos Factor dB</th> <th>T/Pos cm</th> <th>Remark</th> <th>Pol/Phase</th> </tr> </thead> <tbody> <tr> <td>1</td> <td>161.92</td> <td>35.95</td> <td>43.50</td> <td>-7.55</td> <td>50.82</td> <td>1.06</td> <td>16.39</td> <td>32.32</td> <td>200</td> <td>61 Peak</td> <td>HORIZONTAL</td> </tr> <tr> <td>2</td> <td>207.51</td> <td>34.53</td> <td>43.50</td> <td>-8.97</td> <td>48.45</td> <td>2.02</td> <td>16.36</td> <td>32.30</td> <td>150</td> <td>258 Peak</td> <td>HORIZONTAL</td> </tr> <tr> <td>3</td> <td>248.25</td> <td>38.14</td> <td>46.00</td> <td>-7.86</td> <td>49.28</td> <td>2.37</td> <td>18.77</td> <td>32.28</td> <td>125</td> <td>359 Peak</td> <td>HORIZONTAL</td> </tr> <tr> <td>4</td> <td>458.74</td> <td>34.72</td> <td>46.00</td> <td>-11.28</td> <td>41.11</td> <td>2.77</td> <td>23.16</td> <td>32.32</td> <td>125</td> <td>328 Peak</td> <td>HORIZONTAL</td> </tr> <tr> <td>5</td> <td>903.00</td> <td>40.29</td> <td>46.00</td> <td>-5.71</td> <td>39.44</td> <td>4.72</td> <td>27.72</td> <td>31.59</td> <td>300</td> <td>6 Peak</td> <td>HORIZONTAL</td> </tr> <tr> <td>6</td> <td>904.94</td> <td>41.14</td> <td>46.00</td> <td>-4.86</td> <td>40.32</td> <td>4.67</td> <td>27.74</td> <td>31.59</td> <td>100</td> <td>222 Peak</td> <td>HORIZONTAL</td> </tr> </tbody> </table>					Freq MHz	Level dBuV/m	Limit Line dBuV/m	Over Limit dB	Read Level dBuV	CableAntenna Loss dB	Preamp Factor dB/m	A/Pos Factor dB	T/Pos cm	Remark	Pol/Phase	1	161.92	35.95	43.50	-7.55	50.82	1.06	16.39	32.32	200	61 Peak	HORIZONTAL	2	207.51	34.53	43.50	-8.97	48.45	2.02	16.36	32.30	150	258 Peak	HORIZONTAL	3	248.25	38.14	46.00	-7.86	49.28	2.37	18.77	32.28	125	359 Peak	HORIZONTAL	4	458.74	34.72	46.00	-11.28	41.11	2.77	23.16	32.32	125	328 Peak	HORIZONTAL	5	903.00	40.29	46.00	-5.71	39.44	4.72	27.72	31.59	300	6 Peak	HORIZONTAL	6	904.94	41.14	46.00	-4.86	40.32	4.67	27.74	31.59	100	222 Peak	HORIZONTAL
	Freq MHz	Level dBuV/m	Limit Line dBuV/m	Over Limit dB	Read Level dBuV	CableAntenna Loss dB	Preamp Factor dB/m	A/Pos Factor dB	T/Pos cm	Remark	Pol/Phase																																																																												
1	161.92	35.95	43.50	-7.55	50.82	1.06	16.39	32.32	200	61 Peak	HORIZONTAL																																																																												
2	207.51	34.53	43.50	-8.97	48.45	2.02	16.36	32.30	150	258 Peak	HORIZONTAL																																																																												
3	248.25	38.14	46.00	-7.86	49.28	2.37	18.77	32.28	125	359 Peak	HORIZONTAL																																																																												
4	458.74	34.72	46.00	-11.28	41.11	2.77	23.16	32.32	125	328 Peak	HORIZONTAL																																																																												
5	903.00	40.29	46.00	-5.71	39.44	4.72	27.72	31.59	300	6 Peak	HORIZONTAL																																																																												
6	904.94	41.14	46.00	-4.86	40.32	4.67	27.74	31.59	100	222 Peak	HORIZONTAL																																																																												
<p>Note 1: ">20dB" means emission levels that exceed the level of 20 dB below the applicable limit. Note 2: "N/F" means Nothing Found emissions (No emissions were detected.)</p>																																																																																							



RSE below 1GHz Result

RSE below 1GHz Result																																																																																																									
Operating Mode	1	Polarization	Vertical																																																																																																						
Operating Function	Normal Link																																																																																																								
<div style="display: flex; justify-content: space-between; align-items: flex-start;"> <div style="text-align: center;"> <p style="font-size: small;">Date: 2018-05-02 Time: 16:28:30</p> </div> </div>																																																																																																									
<table border="1" style="width: 100%; border-collapse: collapse; font-size: x-small;"> <thead> <tr> <th></th> <th>Freq</th> <th>Level</th> <th>Limit</th> <th>Over</th> <th>Read</th> <th>CableAntenna</th> <th>Preamp</th> <th>A/Pos</th> <th>T/Pos</th> <th>Remark</th> <th>Pol/Phase</th> </tr> <tr> <th></th> <th>MHz</th> <th>dBuV/m</th> <th>dBuV/m</th> <th>dB</th> <th>dBuV</th> <th>dB</th> <th>dB/m</th> <th>dB</th> <th>cm</th> <th>deg</th> <th></th> </tr> </thead> <tbody> <tr> <td>1</td> <td>38.73</td> <td>34.94</td> <td>40.00</td> <td>-5.06</td> <td>45.73</td> <td>1.12</td> <td>20.51</td> <td>32.42</td> <td>100</td> <td>218</td> <td>Peak</td> <td>VERTICAL</td> </tr> <tr> <td>2</td> <td>44.55</td> <td>35.51</td> <td>40.00</td> <td>-4.49</td> <td>49.32</td> <td>1.36</td> <td>17.25</td> <td>32.42</td> <td>100</td> <td>232</td> <td>QP</td> <td>VERTICAL</td> </tr> <tr> <td>3</td> <td>50.37</td> <td>36.96</td> <td>40.00</td> <td>-3.04</td> <td>53.23</td> <td>1.43</td> <td>14.72</td> <td>32.42</td> <td>125</td> <td>174</td> <td>QP</td> <td>VERTICAL</td> </tr> <tr> <td>4</td> <td>55.22</td> <td>35.54</td> <td>40.00</td> <td>-4.46</td> <td>53.03</td> <td>1.30</td> <td>13.62</td> <td>32.41</td> <td>150</td> <td>280</td> <td>Peak</td> <td>VERTICAL</td> </tr> <tr> <td>5</td> <td>161.92</td> <td>34.96</td> <td>43.50</td> <td>-8.54</td> <td>49.83</td> <td>1.06</td> <td>16.39</td> <td>32.32</td> <td>125</td> <td>4</td> <td>QP</td> <td>VERTICAL</td> </tr> <tr> <td>6</td> <td>164.83</td> <td>35.98</td> <td>43.50</td> <td>-7.52</td> <td>50.92</td> <td>1.13</td> <td>16.25</td> <td>32.32</td> <td>125</td> <td>0</td> <td>QP</td> <td>VERTICAL</td> </tr> </tbody> </table>					Freq	Level	Limit	Over	Read	CableAntenna	Preamp	A/Pos	T/Pos	Remark	Pol/Phase		MHz	dBuV/m	dBuV/m	dB	dBuV	dB	dB/m	dB	cm	deg		1	38.73	34.94	40.00	-5.06	45.73	1.12	20.51	32.42	100	218	Peak	VERTICAL	2	44.55	35.51	40.00	-4.49	49.32	1.36	17.25	32.42	100	232	QP	VERTICAL	3	50.37	36.96	40.00	-3.04	53.23	1.43	14.72	32.42	125	174	QP	VERTICAL	4	55.22	35.54	40.00	-4.46	53.03	1.30	13.62	32.41	150	280	Peak	VERTICAL	5	161.92	34.96	43.50	-8.54	49.83	1.06	16.39	32.32	125	4	QP	VERTICAL	6	164.83	35.98	43.50	-7.52	50.92	1.13	16.25	32.32	125	0	QP	VERTICAL
	Freq	Level	Limit	Over	Read	CableAntenna	Preamp	A/Pos	T/Pos	Remark	Pol/Phase																																																																																														
	MHz	dBuV/m	dBuV/m	dB	dBuV	dB	dB/m	dB	cm	deg																																																																																															
1	38.73	34.94	40.00	-5.06	45.73	1.12	20.51	32.42	100	218	Peak	VERTICAL																																																																																													
2	44.55	35.51	40.00	-4.49	49.32	1.36	17.25	32.42	100	232	QP	VERTICAL																																																																																													
3	50.37	36.96	40.00	-3.04	53.23	1.43	14.72	32.42	125	174	QP	VERTICAL																																																																																													
4	55.22	35.54	40.00	-4.46	53.03	1.30	13.62	32.41	150	280	Peak	VERTICAL																																																																																													
5	161.92	34.96	43.50	-8.54	49.83	1.06	16.39	32.32	125	4	QP	VERTICAL																																																																																													
6	164.83	35.98	43.50	-7.52	50.92	1.13	16.25	32.32	125	0	QP	VERTICAL																																																																																													
<p>Note 1: ">20dB" means emission levels that exceed the level of 20 dB below the applicable limit. Note 2: "N/F" means Nothing Found emissions (No emissions were detected.)</p>																																																																																																									



RSE TX above 1GHz Result

Appendix E.2

Summary

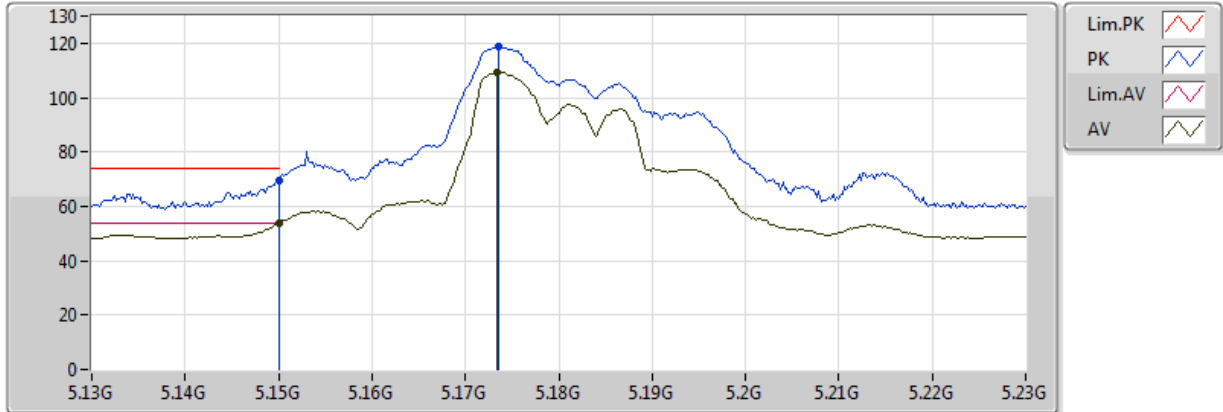
Mode	Result	Type	Freq (Hz)	Level (dBuV/m)	Limit (dBuV/m)	Margin (dB)	Factor (dB)	Dist (m)	Condition	Azimuth (°)	Height (m)	Comments
5.15-5.25GHz	-	-	-	-	-	-	-	-	-	-	-	-
802.11ac VHT40_Nss1,(MCS0)_4TX	Pass	PK	5.1468G	73.97	74.00	-0.03	5.74	3	Vertical	180	2.57	-



802.11a_Nss1,(6Mbps)_4TX

5180MHz_TX

10/04/2018



EUT_Z_4TX
Setting 80
03-R-2-10
FSP

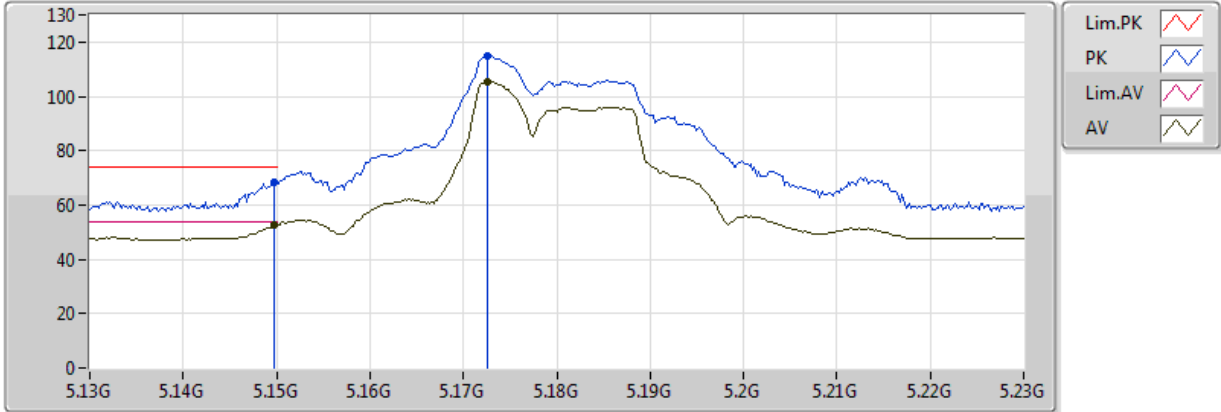
Type	Freq (Hz)	Level (dBuV/m)	Limit (dBuV/m)	Margin (dB)	Factor (dB)	Dist (m)	Condition	Azimuth (°)	Height (m)	Comments
PK	5.149995G	69.66	74.00	-4.34	5.76	3	Vertical	184	2.66	-
AV	5.149995G	53.92	54.00	-0.08	5.76	3	Vertical	184	2.66	-
PK	5.1736G	118.58	Inf	-Inf	5.85	3	Vertical	184	2.66	-
AV	5.1734G	109.10	Inf	-Inf	5.85	3	Vertical	184	2.66	-



802.11a_Nss1,(6Mbps)_4TX

5180MHz_TX

10/04/2018



EUT_Z_4TX
Setting 80
03-R-2-10
FSP

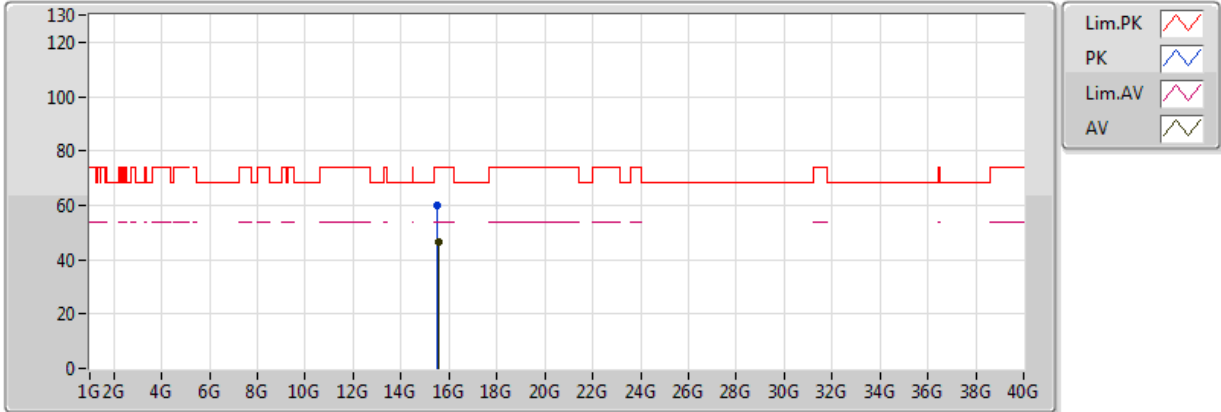
Type	Freq (Hz)	Level (dBuV/m)	Limit (dBuV/m)	Margin (dB)	Factor (dB)	Dist (m)	Condition	Azimuth (°)	Height (m)	Comments
PK	5.1498G	68.09	74.00	-5.91	5.76	3	Horizontal	177	2.86	-
AV	5.1498G	52.75	54.00	-1.25	5.76	3	Horizontal	177	2.86	-
PK	5.1726G	114.84	Inf	-Inf	5.85	3	Horizontal	177	2.86	-
AV	5.1726G	105.41	Inf	-Inf	5.85	3	Horizontal	177	2.86	-



802.11a_Nss1,(6Mbps)_4TX

5180MHz_TX

09/04/2018



EUT_Z_4TX
 Setting 80
 03-J-1
 FSP

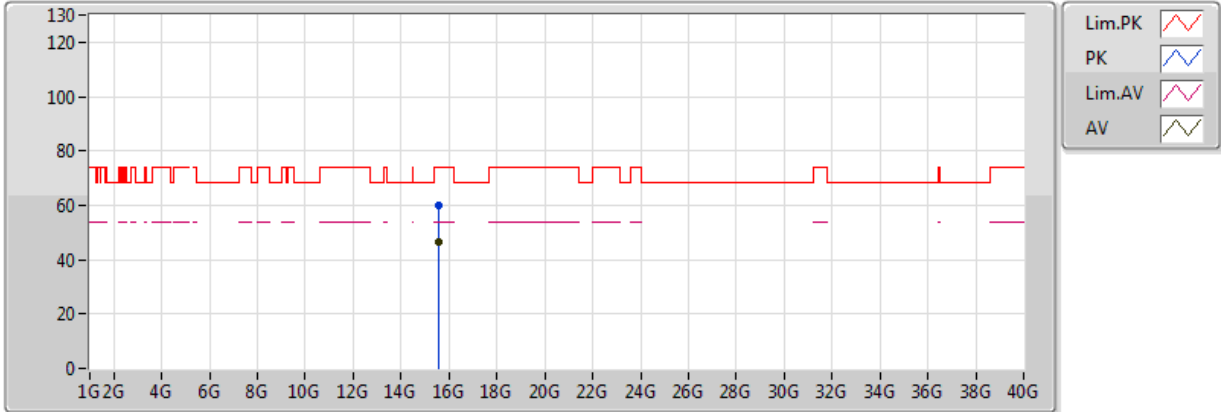
Type	Freq (Hz)	Level (dBuV/m)	Limit (dBuV/m)	Margin (dB)	Factor (dB)	Dist (m)	Condition	Azimuth (°)	Height (m)	Comments
PK	15.53528G	60.09	74.00	-13.91	16.19	3	Vertical	347	1.50	-
AV	15.54884G	46.71	54.00	-7.29	16.15	3	Vertical	347	1.50	-



802.11a_Nss1,(6Mbps)_4TX

5180MHz_TX

09/04/2018



EUT_Z_4TX
 Setting 80
 03-J-1
 FSP

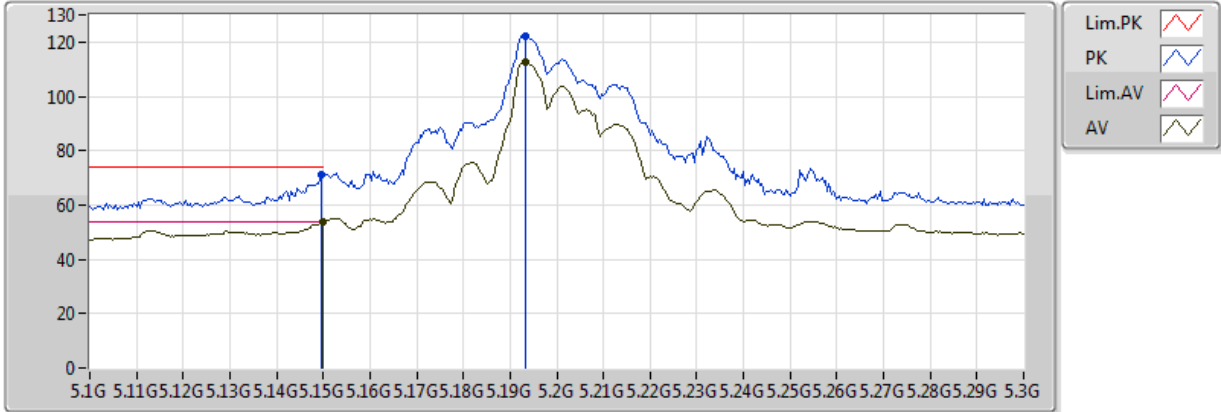
Type	Freq (Hz)	Level (dBuV/m)	Limit (dBuV/m)	Margin (dB)	Factor (dB)	Dist (m)	Condition	Azimuth (°)	Height (m)	Comments
PK	15.54296G	60.11	74.00	-13.89	16.17	3	Horizontal	332	1.51	-
AV	15.54996G	46.56	54.00	-7.44	16.14	3	Horizontal	332	1.51	-



802.11a_Nss1,(6Mbps)_4TX

5200MHz_TX

10/04/2018



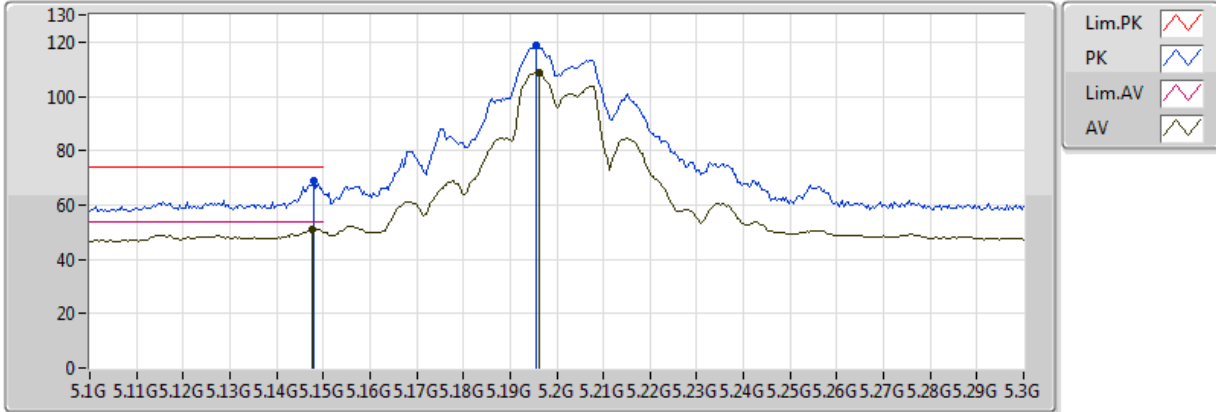
EUT_Z_4TX
Setting 96
03-R-2-10
FSP

Type	Freq (Hz)	Level (dBuV/m)	Limit (dBuV/m)	Margin (dB)	Factor (dB)	Dist (m)	Condition	Azimuth (°)	Height (m)	Comments
PK	5.1496G	71.15	74.00	-2.85	5.76	3	Vertical	186	2.51	-
AV	5.149995G	53.91	54.00	-0.09	5.76	3	Vertical	186	2.51	-
PK	5.1932G	122.28	Inf	-Inf	5.93	3	Vertical	186	2.51	-
AV	5.1932G	112.59	Inf	-Inf	5.93	3	Vertical	186	2.51	-

802.11a_Nss1,(6Mbps)_4TX

5200MHz_TX

10/04/2018



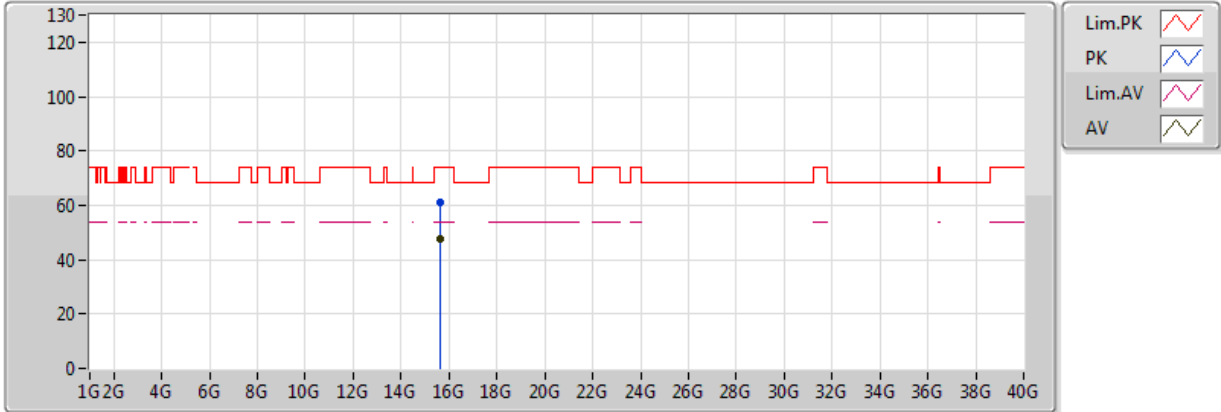
EUT_Z_4TX
Setting 96
03-R-2-10
FSP

Type	Freq (Hz)	Level (dBuV/m)	Limit (dBuV/m)	Margin (dB)	Factor (dB)	Dist (m)	Condition	Azimuth (°)	Height (m)	Comments
PK	5.148G	68.94	74.00	-5.06	5.76	3	Horizontal	258	2.89	-
AV	5.1476G	51.27	54.00	-2.73	5.75	3	Horizontal	258	2.89	-
PK	5.1956G	118.60	Inf	-Inf	5.94	3	Horizontal	258	2.89	-
AV	5.1964G	108.52	Inf	-Inf	5.95	3	Horizontal	258	2.89	-

802.11a_Nss1,(6Mbps)_4TX

5200MHz_TX

09/04/2018



EUT_Z_4TX
 Setting 96
 03-J-1
 FSP

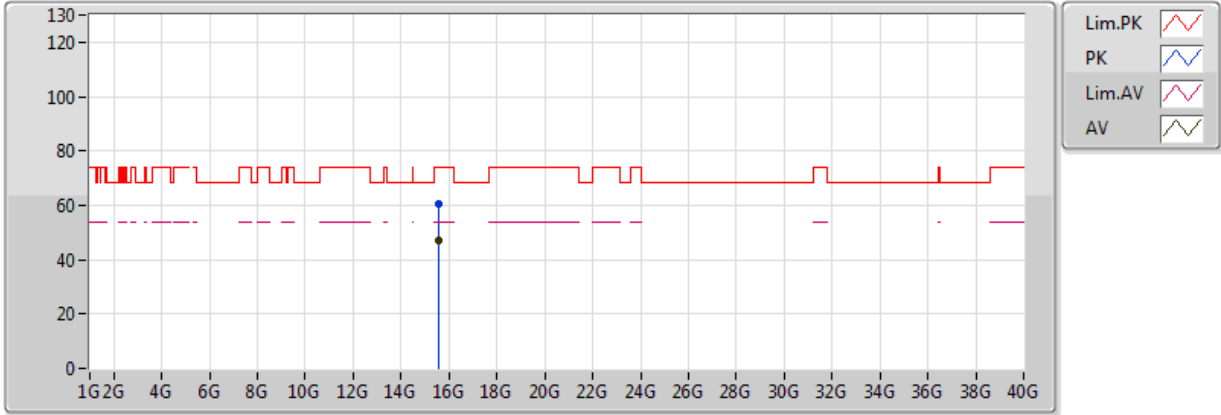
Type	Freq (Hz)	Level (dBuV/m)	Limit (dBuV/m)	Margin (dB)	Factor (dB)	Dist (m)	Condition	Azimuth (°)	Height (m)	Comments
PK	15.60164G	60.96	74.00	-13.04	15.96	3	Vertical	125	2.99	-
AV	15.60184G	47.59	54.00	-6.41	15.96	3	Vertical	125	2.99	-



802.11a_Nss1,(6Mbps)_4TX

5200MHz_TX

09/04/2018



EUT_Z_4TX
 Setting 96
 03-J-1
 FSP

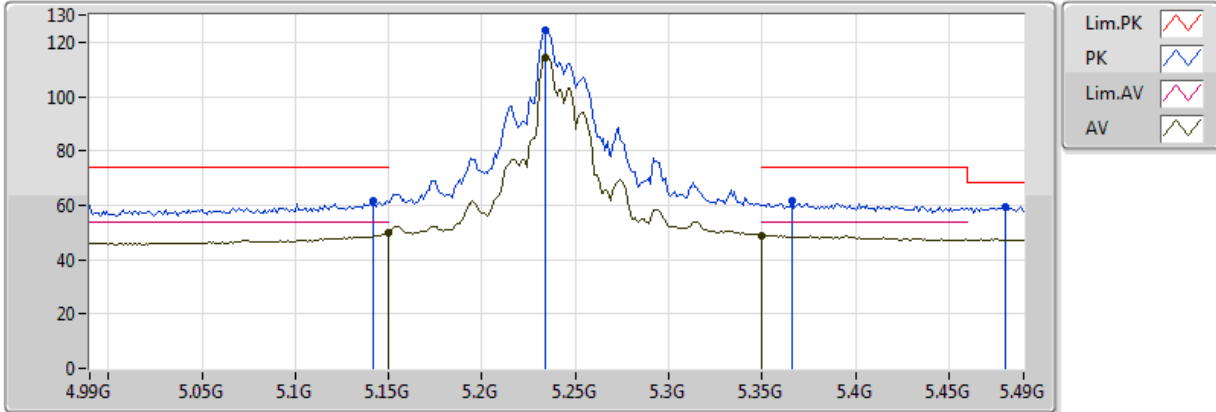
Type	Freq (Hz)	Level (dBuV/m)	Limit (dBuV/m)	Margin (dB)	Factor (dB)	Dist (m)	Condition	Azimuth (°)	Height (m)	Comments
PK	15.591G	60.45	74.00	-13.55	16.00	3	Horizontal	359	1.08	-
AV	15.593G	47.21	54.00	-6.79	15.99	3	Horizontal	359	1.08	-



802.11a_Nss1,(6Mbps)_4TX

5240MHz_TX

10/04/2018



EUT_Z_4TX
Setting 100
03-R-2-10
FSP

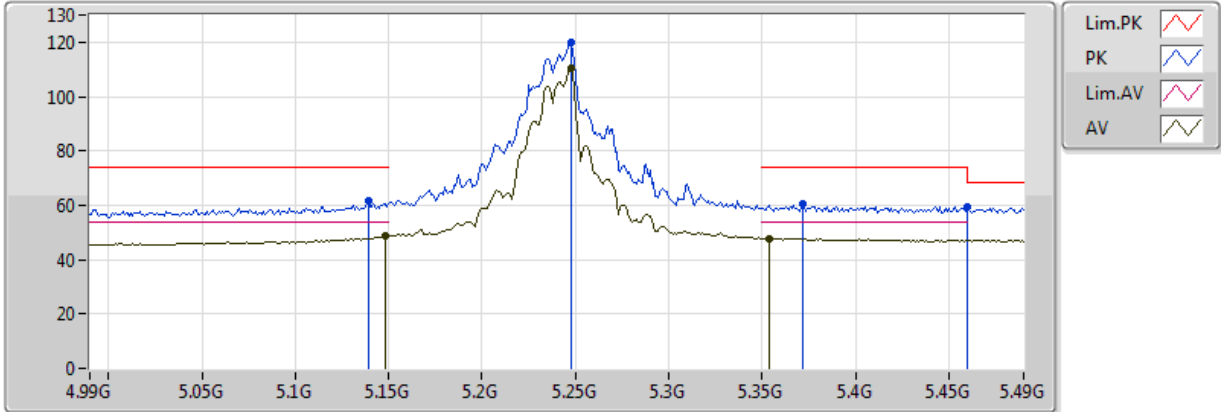
Type	Freq (Hz)	Level (dBuV/m)	Limit (dBuV/m)	Margin (dB)	Factor (dB)	Dist (m)	Condition	Azimuth (°)	Height (m)	Comments
PK	5.142G	61.69	74.00	-12.31	5.73	3	Vertical	181	2.37	-
AV	5.149995G	49.68	54.00	-4.32	5.76	3	Vertical	181	2.37	-
PK	5.234G	124.48	Inf	-Inf	6.02	3	Vertical	181	2.37	-
AV	5.234G	114.37	Inf	-Inf	6.02	3	Vertical	181	2.37	-
PK	5.366G	61.64	74.00	-12.36	6.24	3	Vertical	181	2.37	-
AV	5.350005G	48.84	54.00	-5.16	6.20	3	Vertical	181	2.37	-
PK	5.48G	59.34	68.20	-8.86	6.40	3	Vertical	181	2.37	-



802.11a_Nss1,(6Mbps)_4TX

5240MHz_TX

10/04/2018



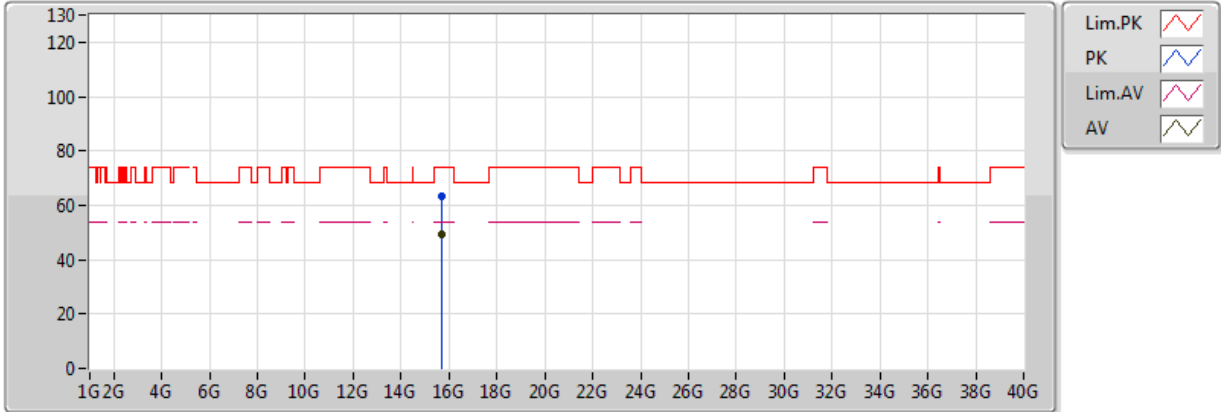
EUT_Z_4TX
Setting 100
03-R-2-10
FSP

Type	Freq (Hz)	Level (dBuV/m)	Limit (dBuV/m)	Margin (dB)	Factor (dB)	Dist (m)	Condition	Azimuth (°)	Height (m)	Comments
PK	5.139G	61.45	74.00	-12.55	5.71	3	Horizontal	281	2.50	-
AV	5.148G	48.49	54.00	-5.51	5.76	3	Horizontal	281	2.50	-
PK	5.248G	119.68	Inf	-Inf	6.04	3	Horizontal	281	2.50	-
AV	5.248G	110.11	Inf	-Inf	6.04	3	Horizontal	281	2.50	-
PK	5.372G	60.51	74.00	-13.49	6.25	3	Horizontal	281	2.50	-
AV	5.354G	47.84	54.00	-6.16	6.21	3	Horizontal	281	2.50	-
PK	5.460005G	59.14	68.20	-9.06	6.38	3	Horizontal	281	2.50	-

802.11a_Nss1,(6Mbps)_4TX

5240MHz_TX

09/04/2018



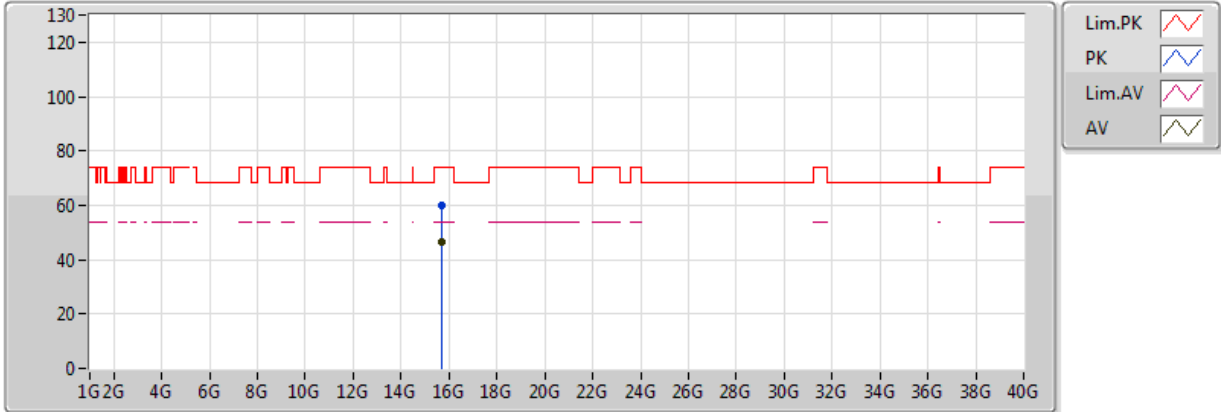
EUT_Z_4TX
Setting 100
03-J-1
FSP

Type	Freq (Hz)	Level (dBuV/m)	Limit (dBuV/m)	Margin (dB)	Factor (dB)	Dist (m)	Condition	Azimuth (°)	Height (m)	Comments
PK	15.72304G	63.37	74.00	-10.63	15.55	3	Vertical	180	2.95	-
AV	15.7172G	49.14	54.00	-4.86	15.57	3	Vertical	180	2.95	-

802.11a_Nss1,(6Mbps)_4TX

5240MHz_TX

09/04/2018



EUT_Z_4TX
Setting 100
03-J-1
FSP

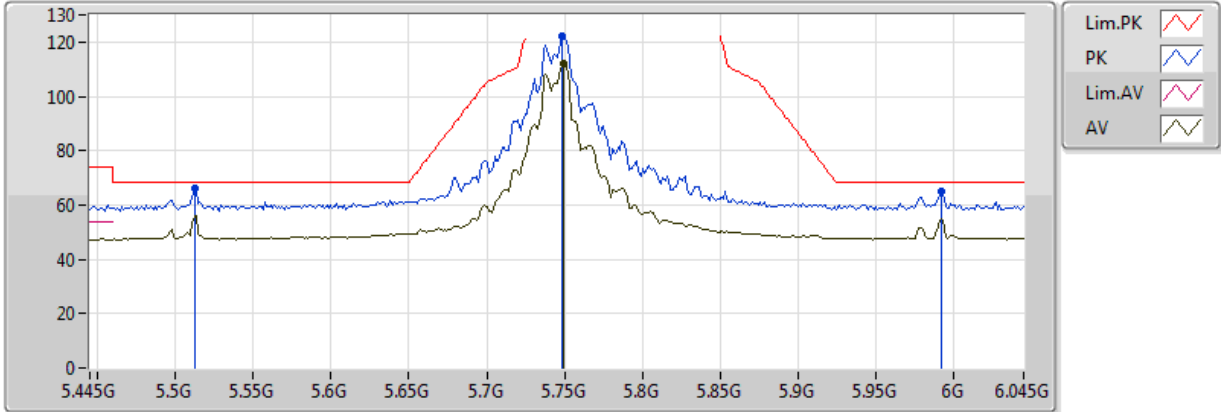
Type	Freq (Hz)	Level (dBuV/m)	Limit (dBuV/m)	Margin (dB)	Factor (dB)	Dist (m)	Condition	Azimuth (°)	Height (m)	Comments
PK	15.72216G	59.99	74.00	-14.01	15.55	3	Horizontal	10	1.04	-
AV	15.72558G	46.50	54.00	-7.50	15.54	3	Horizontal	10	1.04	-



802.11a_Nss1,(6Mbps)_4TX

5745MHz_TX

09/04/2018



EUT_Z_4TX
 Setting 97
 03-J-1-10
 FSP

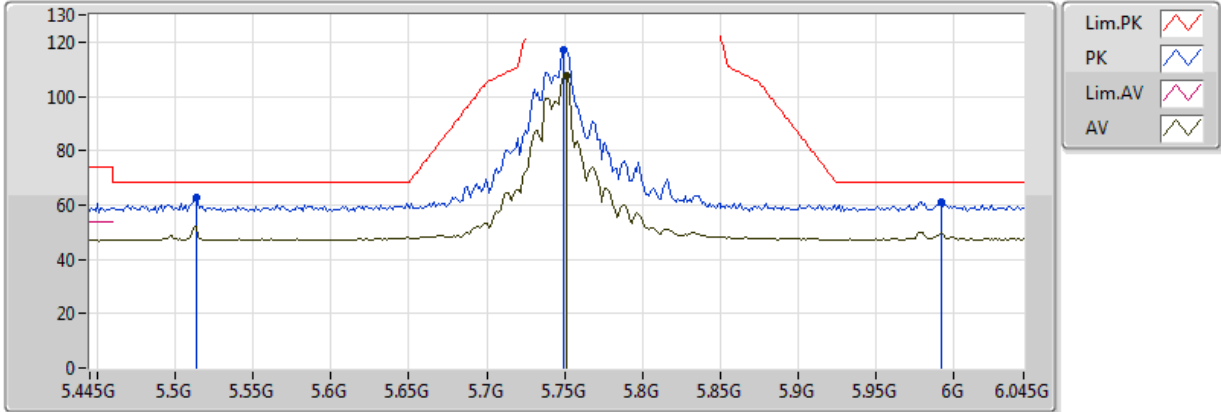
Type	Freq (Hz)	Level (dBuV/m)	Limit (dBuV/m)	Margin (dB)	Factor (dB)	Dist (m)	Condition	Azimuth (°)	Height (m)	Comments
PK	5.5122G	66.37	68.20	-1.83	6.43	3	Vertical	189	2.45	-
PK	5.7486G	122.29	Inf	-Inf	6.77	3	Vertical	189	2.45	-
AV	5.7498G	111.80	Inf	-Inf	6.77	3	Vertical	189	2.45	-
PK	5.9922G	65.13	68.20	-3.07	6.76	3	Vertical	189	2.45	-



802.11a_Nss1,(6Mbps)_4TX

5745MHz_TX

09/04/2018



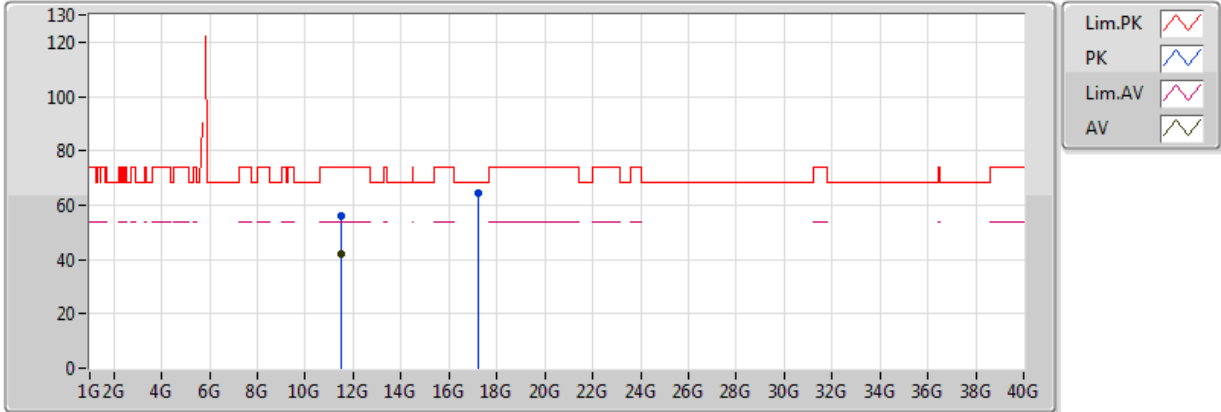
EUT_Z_4TX
Setting 97
03-J-1-10
FSP

Type	Freq (Hz)	Level (dBuV/m)	Limit (dBuV/m)	Margin (dB)	Factor (dB)	Dist (m)	Condition	Azimuth (°)	Height (m)	Comments
PK	5.5134G	62.96	68.20	-5.24	6.42	3	Horizontal	178	2.36	-
PK	5.7498G	117.17	Inf	-Inf	6.77	3	Horizontal	178	2.36	-
AV	5.751G	107.72	Inf	-Inf	6.77	3	Horizontal	178	2.36	-
PK	5.9922G	61.21	68.20	-6.99	6.76	3	Horizontal	178	2.36	-

802.11a_Nss1,(6Mbps)_4TX

5745MHz_TX

09/04/2018



EUT_Z_4TX
Setting 97
03-J-1
FSP

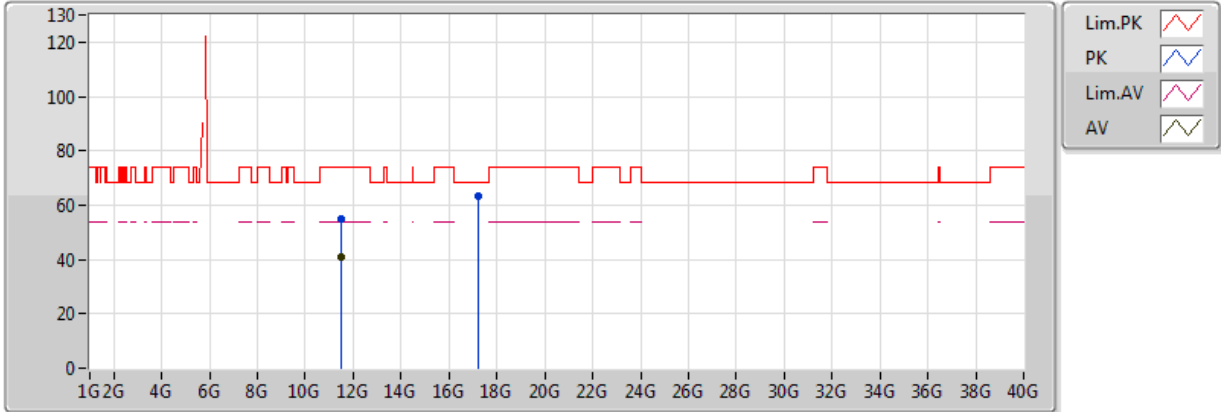
Type	Freq (Hz)	Level (dBuV/m)	Limit (dBuV/m)	Margin (dB)	Factor (dB)	Dist (m)	Condition	Azimuth (°)	Height (m)	Comments
PK	11.49268G	55.95	74.00	-18.05	14.53	3	Vertical	155	2.17	-
AV	11.49136G	42.18	54.00	-11.82	14.53	3	Vertical	155	2.17	-
PK	17.23652G	64.64	68.20	-3.56	19.61	3	Vertical	19	2.79	-



802.11a_Nss1,(6Mbps)_4TX

5745MHz_TX

09/04/2018



EUT_Z_4TX
 Setting 97
 03-J-1
 FSP

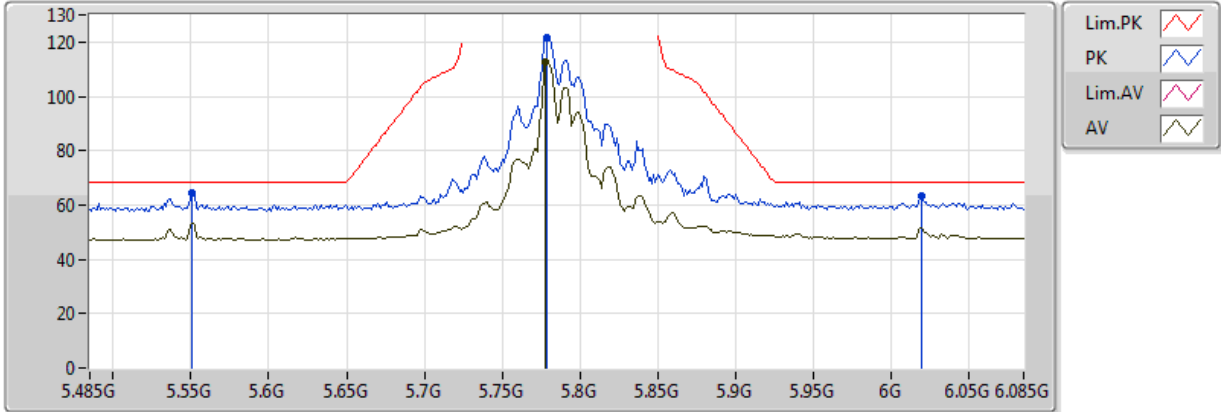
Type	Freq (Hz)	Level (dBuV/m)	Limit (dBuV/m)	Margin (dB)	Factor (dB)	Dist (m)	Condition	Azimuth (°)	Height (m)	Comments
PK	11.48132G	55.15	74.00	-18.85	14.51	3	Horizontal	349	1.50	-
AV	11.49864G	41.15	54.00	-12.85	14.53	3	Horizontal	349	1.50	-
PK	17.23784G	63.48	68.20	-4.72	19.62	3	Horizontal	276	1.50	-



802.11a_Nss1,(6Mbps)_4TX

5785MHz_TX

09/04/2018



EUT_Z_4TX
 Setting 97
 03-J-1-10
 FSP

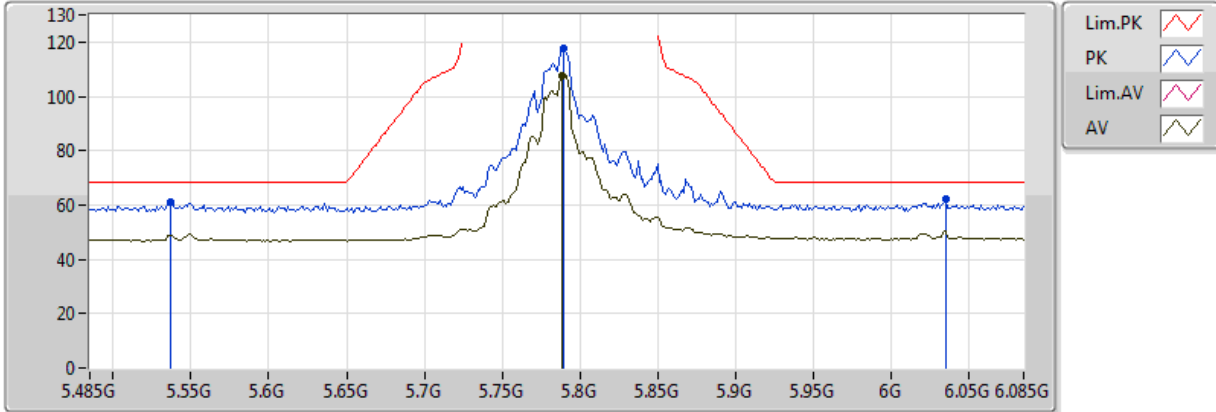
Type	Freq (Hz)	Level (dBuV/m)	Limit (dBuV/m)	Margin (dB)	Factor (dB)	Dist (m)	Condition	Azimuth (°)	Height (m)	Comments
PK	5.551G	64.29	68.20	-3.91	6.41	3	Vertical	146	2.39	-
PK	5.779G	121.80	Inf	-Inf	6.84	3	Vertical	146	2.39	-
AV	5.778G	112.46	Inf	-Inf	6.84	3	Vertical	146	2.39	-
PK	6.019G	63.09	68.20	-5.11	6.78	3	Vertical	146	2.39	-



802.11a_Nss1,(6Mbps)_4TX

5785MHz_TX

09/04/2018



EUT_Z_4TX
 Setting 97
 03-J-1-10
 FSP

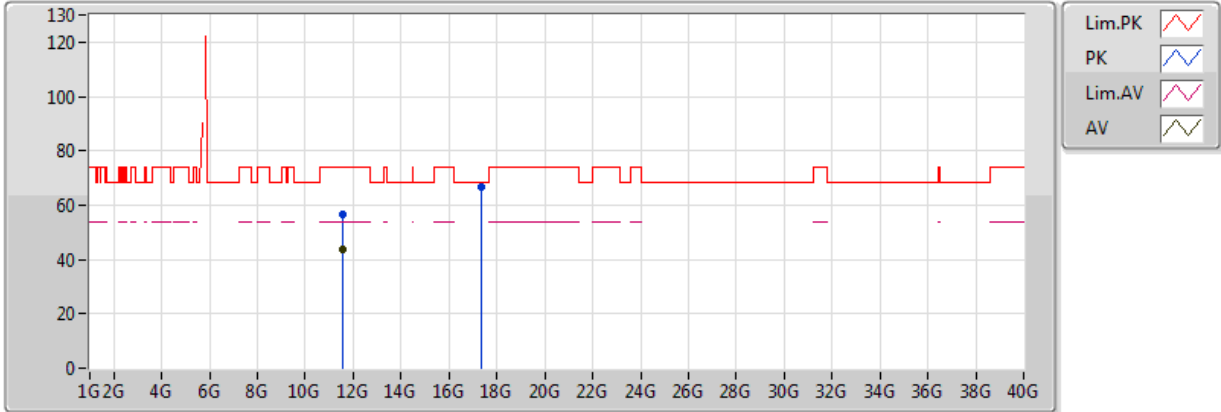
Type	Freq (Hz)	Level (dBuV/m)	Limit (dBuV/m)	Margin (dB)	Factor (dB)	Dist (m)	Condition	Azimuth (°)	Height (m)	Comments
PK	5.5366G	61.14	68.20	-7.06	6.43	3	Horizontal	182	2.54	-
PK	5.7898G	117.63	Inf	-Inf	6.87	3	Horizontal	182	2.54	-
AV	5.7886G	107.81	Inf	-Inf	6.86	3	Horizontal	182	2.54	-
PK	6.0346G	62.15	68.20	-6.05	6.81	3	Horizontal	182	2.54	-



802.11a_Nss1,(6Mbps)_4TX

5785MHz_TX

09/04/2018



EUT_Z_4TX
Setting 97
03-J-1
FSP

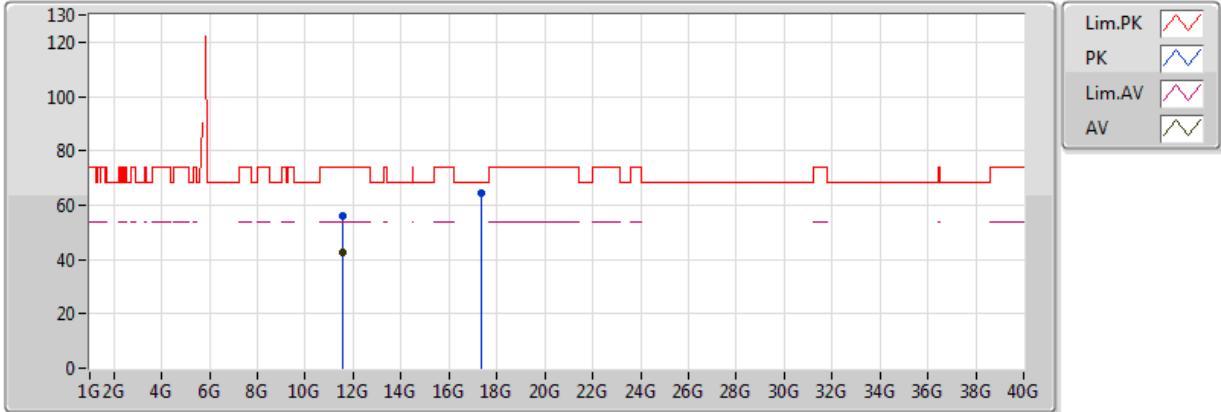
Type	Freq (Hz)	Level (dBuV/m)	Limit (dBuV/m)	Margin (dB)	Factor (dB)	Dist (m)	Condition	Azimuth (°)	Height (m)	Comments
PK	11.57124G	56.47	74.00	-17.53	14.61	3	Vertical	112	1.01	-
AV	11.56936G	43.47	54.00	-10.53	14.61	3	Vertical	112	1.01	-
PK	17.35632G	66.44	68.20	-1.76	20.29	3	Vertical	18	1.76	-



802.11a_Nss1,(6Mbps)_4TX

5785MHz_TX

09/04/2018



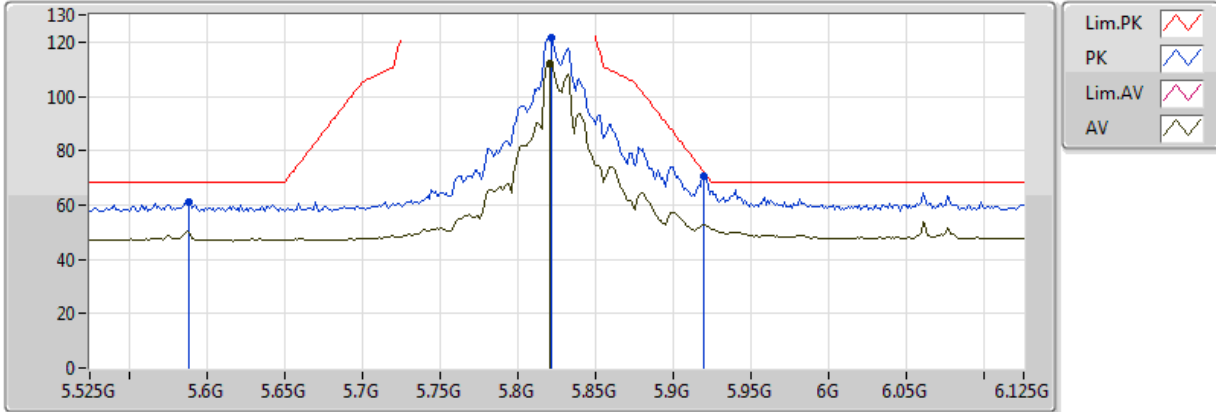
EUT_Z_4TX
Setting 97
03-J-1
FSP

Type	Freq (Hz)	Level (dBuV/m)	Limit (dBuV/m)	Margin (dB)	Factor (dB)	Dist (m)	Condition	Azimuth (°)	Height (m)	Comments
PK	11.5678G	55.76	74.00	-18.24	14.61	3	Horizontal	235	1.02	-
AV	11.5696G	42.58	54.00	-11.42	14.61	3	Horizontal	235	1.02	-
PK	17.34812G	64.27	68.20	-3.93	20.25	3	Horizontal	274	2.93	-

802.11a_Nss1,(6Mbps)_4TX

5825MHz_TX

09/04/2018



EUT_Z_4TX
Setting 97
03-J-1-10
FSP

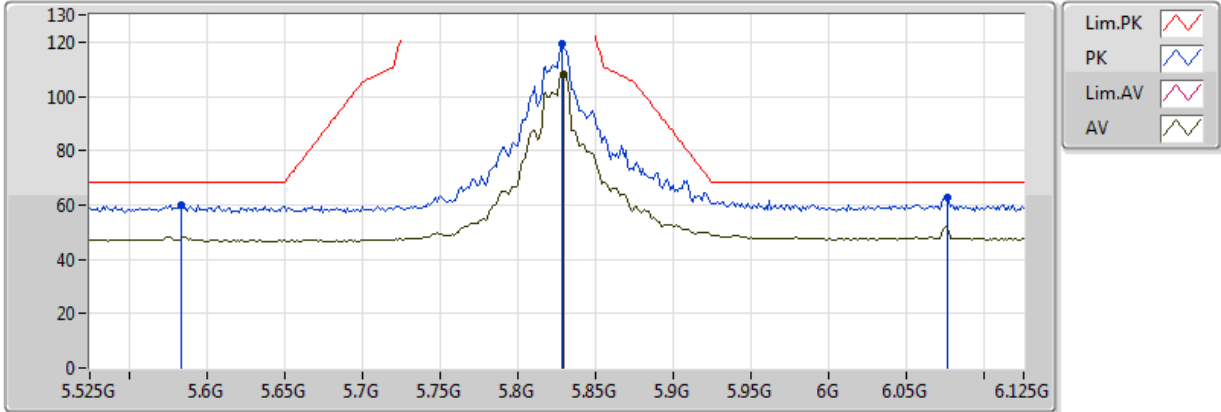
Type	Freq (Hz)	Level (dBuV/m)	Limit (dBuV/m)	Margin (dB)	Factor (dB)	Dist (m)	Condition	Azimuth (°)	Height (m)	Comments
PK	5.5886G	61.10	68.20	-7.10	6.40	3	Vertical	140	2.37	-
PK	5.8214G	121.86	Inf	-Inf	6.88	3	Vertical	140	2.37	-
AV	5.8202G	112.26	Inf	-Inf	6.88	3	Vertical	140	2.37	-
PK	5.9198G	70.54	72.05	-1.51	6.80	3	Vertical	140	2.37	-



802.11a_Nss1,(6Mbps)_4TX

5825MHz_TX

09/04/2018



EUT_Z_4TX
Setting 97
03-J-1-10
FSP

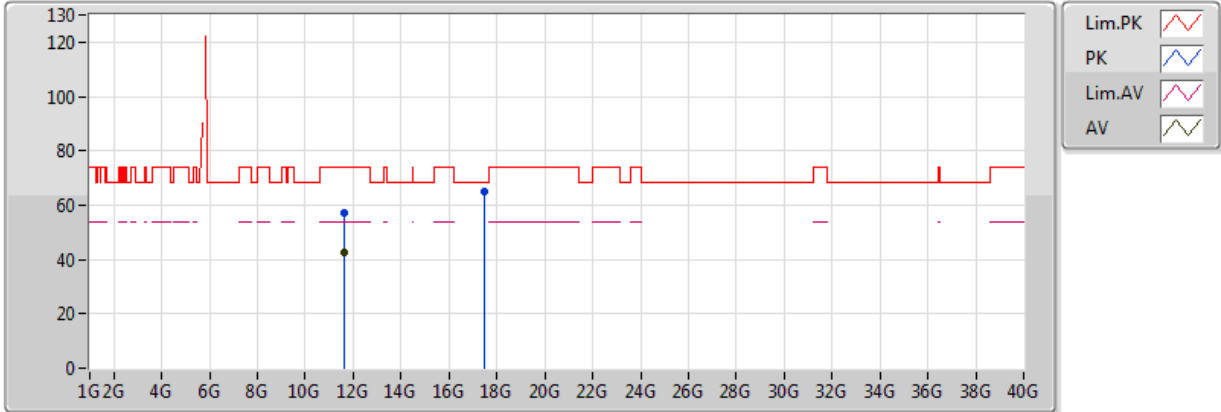
Type	Freq (Hz)	Level (dBuV/m)	Limit (dBuV/m)	Margin (dB)	Factor (dB)	Dist (m)	Condition	Azimuth (°)	Height (m)	Comments
PK	5.5838G	60.04	68.20	-8.16	6.41	3	Horizontal	183	2.41	-
PK	5.8286G	119.23	Inf	-Inf	6.87	3	Horizontal	183	2.41	-
AV	5.8298G	108.30	Inf	-Inf	6.87	3	Horizontal	183	2.41	-
PK	6.0758G	62.79	68.20	-5.41	6.87	3	Horizontal	183	2.41	-



802.11a_Nss1,(6Mbps)_4TX

5825MHz_TX

09/04/2018



EUT_Z_4TX
 Setting 97
 03-J-1
 FSP

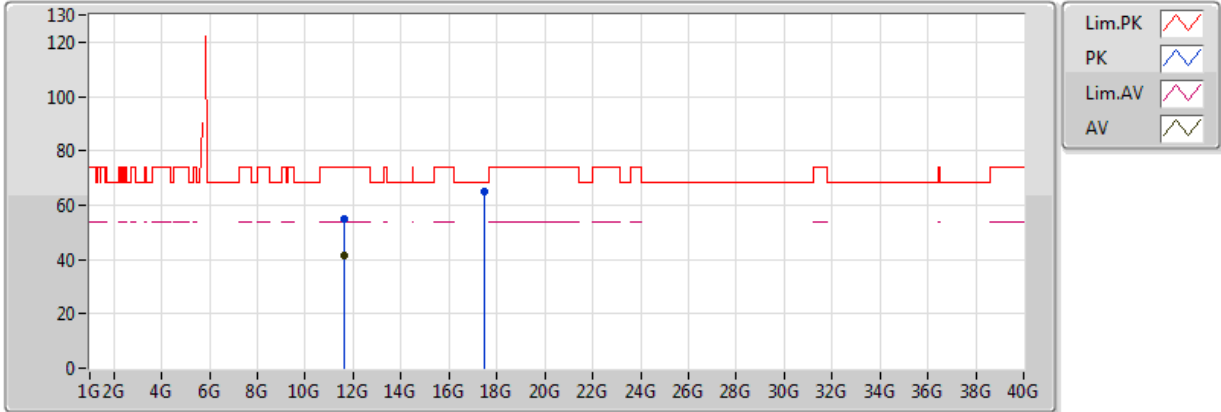
Type	Freq (Hz)	Level (dBuV/m)	Limit (dBuV/m)	Margin (dB)	Factor (dB)	Dist (m)	Condition	Azimuth (°)	Height (m)	Comments
PK	11.64584G	57.26	74.00	-16.74	14.70	3	Vertical	247	2.04	-
AV	11.64644G	42.60	54.00	-11.40	14.70	3	Vertical	247	2.04	-
PK	17.47672G	64.94	68.20	-3.26	20.98	3	Vertical	117	2.78	-



802.11a_Nss1,(6Mbps)_4TX

5825MHz_TX

09/04/2018



EUT_Z_4TX
 Setting 97
 03-J-1
 FSP

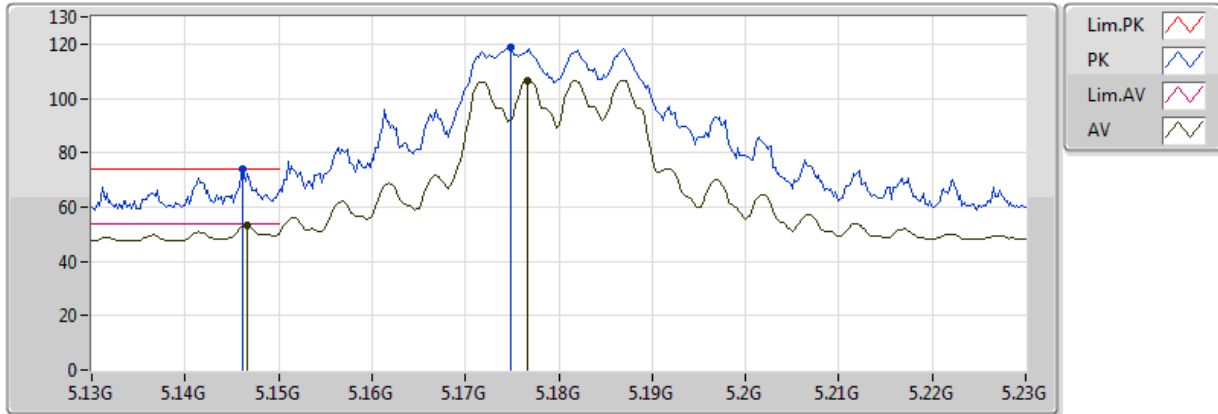
Type	Freq (Hz)	Level (dBuV/m)	Limit (dBuV/m)	Margin (dB)	Factor (dB)	Dist (m)	Condition	Azimuth (°)	Height (m)	Comments
PK	11.65624G	55.11	74.00	-18.89	14.71	3	Horizontal	314	1.01	-
AV	11.64872G	41.68	54.00	-12.32	14.70	3	Horizontal	314	1.01	-
PK	17.47516G	64.81	68.20	-3.39	20.97	3	Horizontal	66	2.92	-



802.11ac VHT20_Nss1,(MCS0)_4TX

5180MHz_TX

10/04/2018



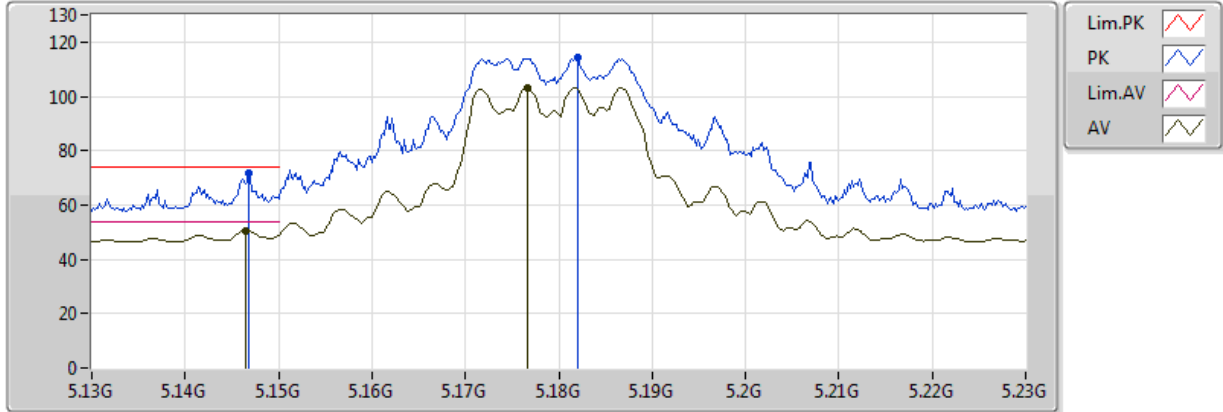
EUT_Z_4TX
Setting 79
03-R-2-10
FSP

Type	Freq (Hz)	Level (dBuV/m)	Limit (dBuV/m)	Margin (dB)	Factor (dB)	Dist (m)	Condition	Azimuth (°)	Height (m)	Comments
PK	5.1462G	73.87	74.00	-0.13	5.74	3	Vertical	182	2.50	-
AV	5.1466G	53.13	54.00	-0.87	5.74	3	Vertical	182	2.50	-
PK	5.1748G	118.66	Inf	-Inf	5.86	3	Vertical	182	2.50	-
AV	5.1766G	106.72	Inf	-Inf	5.86	3	Vertical	182	2.50	-

802.11ac VHT20_Nss1,(MCS0)_4TX

5180MHz_TX

10/04/2018



EUT_Z_4TX
Setting 79
03-R-2-10
FSP

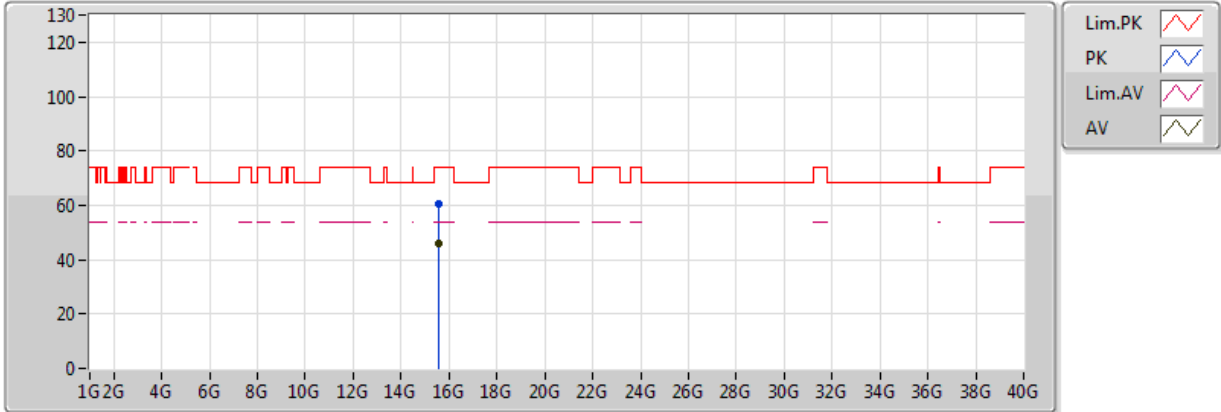
Type	Freq (Hz)	Level (dBuV/m)	Limit (dBuV/m)	Margin (dB)	Factor (dB)	Dist (m)	Condition	Azimuth (°)	Height (m)	Comments
PK	5.1468G	71.49	74.00	-2.51	5.74	3	Horizontal	175	2.87	-
AV	5.1464G	50.67	54.00	-3.33	5.74	3	Horizontal	175	2.87	-
PK	5.182G	114.06	Inf	-Inf	5.89	3	Horizontal	175	2.87	-
AV	5.1766G	103.28	Inf	-Inf	5.86	3	Horizontal	175	2.87	-



802.11ac VHT20_Nss1,(MCS0)_4TX

5180MHz_TX

09/04/2018



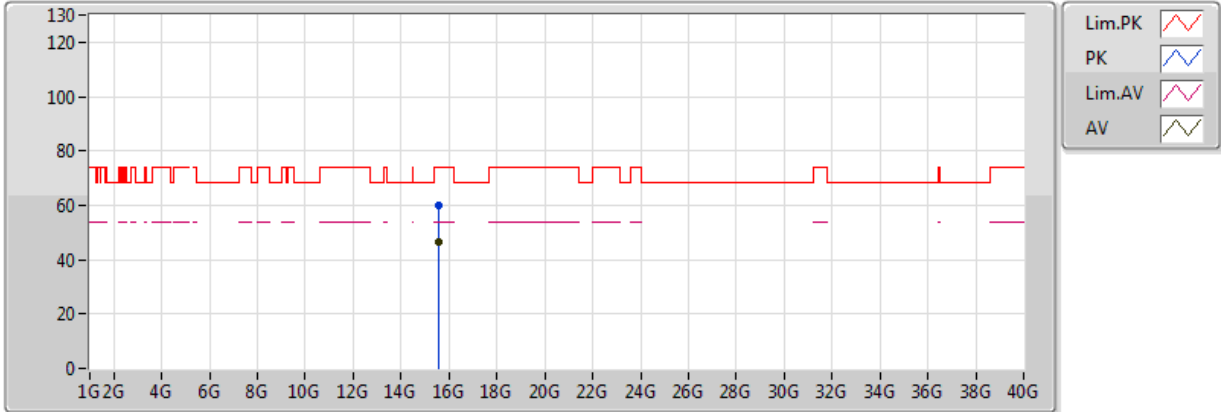
EUT_Z_4TX
 Setting 79
 03-J-1
 FSP

Type	Freq (Hz)	Level (dBuV/m)	Limit (dBuV/m)	Margin (dB)	Factor (dB)	Dist (m)	Condition	Azimuth (°)	Height (m)	Comments
PK	15.53936G	60.46	74.00	-13.54	16.18	3	Vertical	331	1.50	-
AV	15.54344G	46.20	54.00	-7.80	16.17	3	Vertical	331	1.50	-

802.11ac VHT20_Nss1,(MCS0)_4TX

5180MHz_TX

09/04/2018



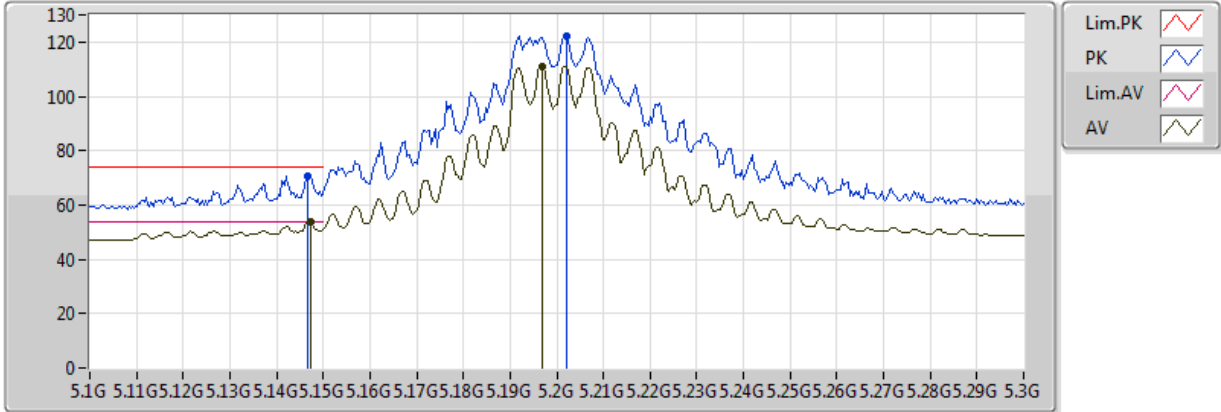
EUT_Z_4TX
Setting 79
03-J-1
FSP

Type	Freq (Hz)	Level (dBuV/m)	Limit (dBuV/m)	Margin (dB)	Factor (dB)	Dist (m)	Condition	Azimuth (°)	Height (m)	Comments
PK	15.54696G	59.84	74.00	-14.16	16.15	3	Horizontal	157	1.50	-
AV	15.5482G	46.23	54.00	-7.77	16.15	3	Horizontal	157	1.50	-

802.11ac VHT20_Nss1,(MCS0)_4TX

5200MHz_TX

10/04/2018



EUT_Z_4TX
Setting 97
03-R-2-10
FSP

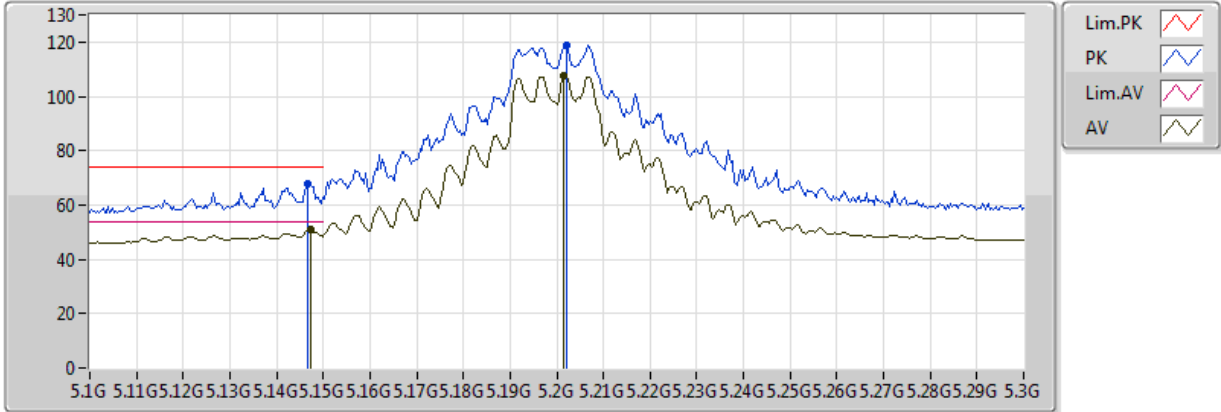
Type	Freq (Hz)	Level (dBuV/m)	Limit (dBuV/m)	Margin (dB)	Factor (dB)	Dist (m)	Condition	Azimuth (°)	Height (m)	Comments
PK	5.1468G	70.57	74.00	-3.43	5.74	3	Vertical	184	2.63	-
AV	5.1472G	53.75	54.00	-0.25	5.74	3	Vertical	184	2.63	-
PK	5.202G	122.28	Inf	-Inf	5.96	3	Vertical	184	2.63	-
AV	5.1968G	111.00	Inf	-Inf	5.95	3	Vertical	184	2.63	-



802.11ac VHT20_Nss1,(MCS0)_4TX

5200MHz_TX

10/04/2018



EUT_Z_4TX
Setting 97
03-R-2-10
FSP

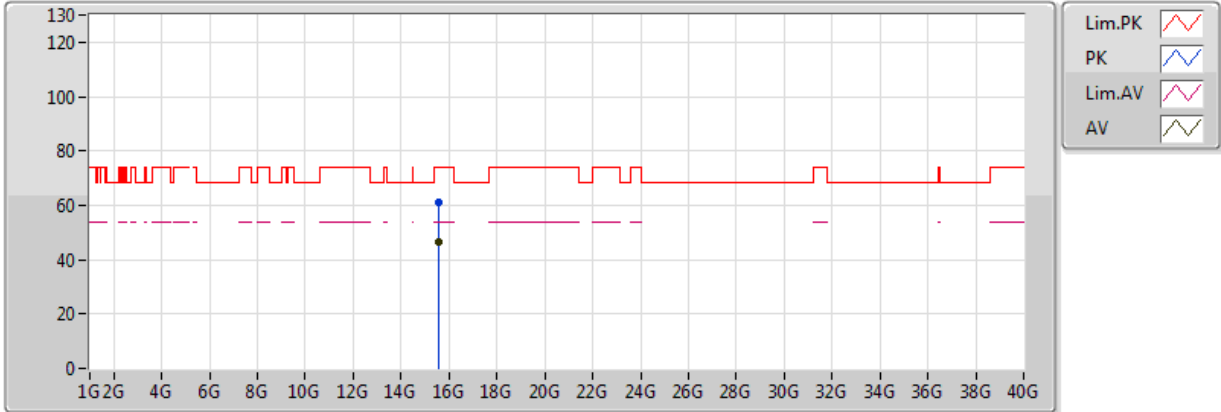
Type	Freq (Hz)	Level (dBuV/m)	Limit (dBuV/m)	Margin (dB)	Factor (dB)	Dist (m)	Condition	Azimuth (°)	Height (m)	Comments
PK	5.1468G	67.72	74.00	-6.28	5.74	3	Horizontal	173	2.99	-
AV	5.1472G	50.89	54.00	-3.11	5.74	3	Horizontal	173	2.99	-
PK	5.202G	118.58	Inf	-Inf	5.96	3	Horizontal	173	2.99	-
AV	5.2016G	107.50	Inf	-Inf	5.96	3	Horizontal	173	2.99	-



802.11ac VHT20_Nss1,(MCS0)_4TX

5200MHz_TX

09/04/2018



EUT_Z_4TX
 Setting 97
 03-J-1
 FSP

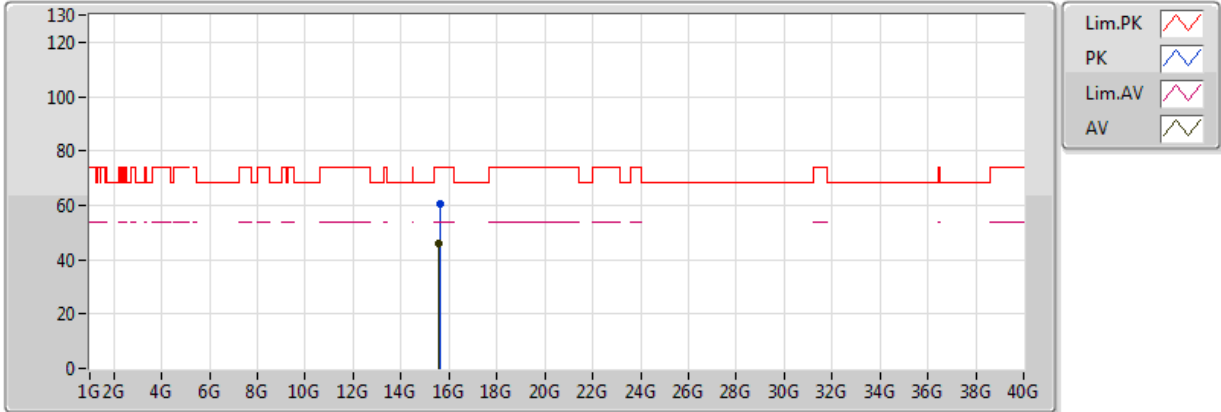
Type	Freq (Hz)	Level (dBuV/m)	Limit (dBuV/m)	Margin (dB)	Factor (dB)	Dist (m)	Condition	Azimuth (°)	Height (m)	Comments
PK	15.59584G	60.82	74.00	-13.18	15.98	3	Vertical	2	2.42	-
AV	15.6008G	46.68	54.00	-7.32	15.97	3	Vertical	2	2.42	-



802.11ac VHT20_Nss1,(MCS0)_4TX

5200MHz_TX

09/04/2018



EUT_Z_4TX
Setting 97
03-J-1
FSP

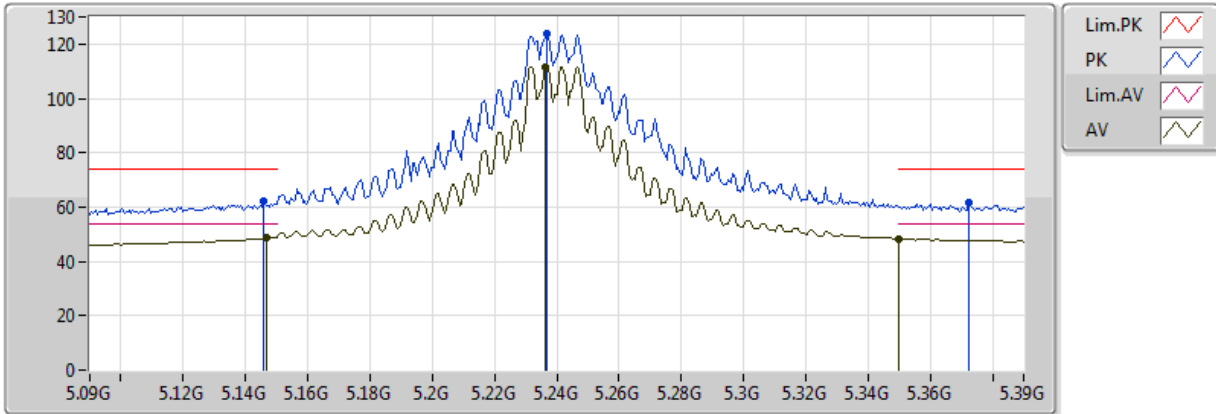
Type	Freq (Hz)	Level (dBuV/m)	Limit (dBuV/m)	Margin (dB)	Factor (dB)	Dist (m)	Condition	Azimuth (°)	Height (m)	Comments
PK	15.60408G	60.71	74.00	-13.29	15.96	3	Horizontal	157	1.50	-
AV	15.5922G	45.99	54.00	-8.01	16.00	3	Horizontal	157	1.50	-



802.11ac VHT20_Nss1,(MCS0)_4TX

5240MHz_TX

10/04/2018



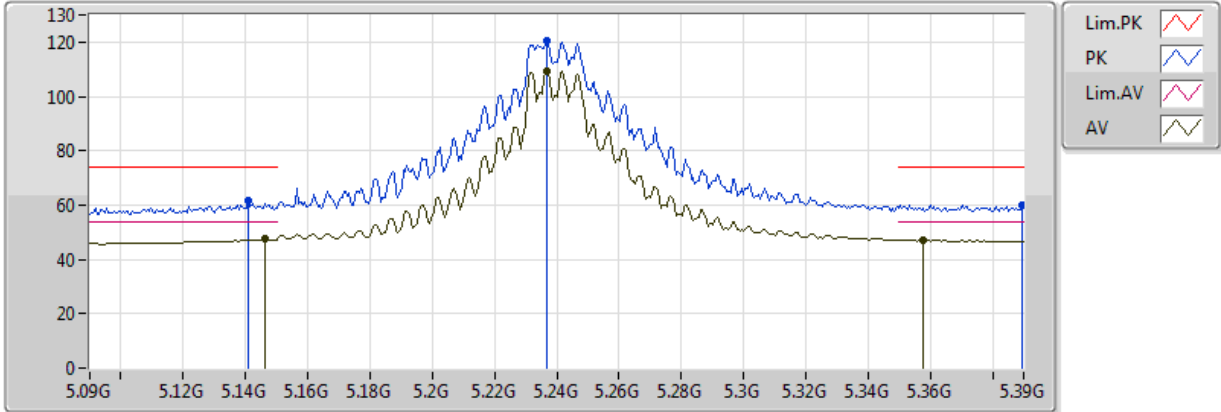
EUT_Z_4TX
Setting 100
03-R-2-10
FSP

Type	Freq (Hz)	Level (dBuV/m)	Limit (dBuV/m)	Margin (dB)	Factor (dB)	Dist (m)	Condition	Azimuth (°)	Height (m)	Comments
PK	5.1458G	61.92	74.00	-12.08	5.74	3	Vertical	186	2.36	-
AV	5.147G	48.83	54.00	-5.17	5.74	3	Vertical	186	2.36	-
PK	5.237G	123.58	Inf	-Inf	6.02	3	Vertical	186	2.36	-
AV	5.2364G	111.74	Inf	-Inf	6.02	3	Vertical	186	2.36	-
PK	5.3726G	61.60	74.00	-12.40	6.24	3	Vertical	186	2.36	-
AV	5.350005G	48.19	54.00	-5.81	6.20	3	Vertical	186	2.36	-

802.11ac VHT20_Nss1,(MCS0)_4TX

5240MHz_TX

10/04/2018



EUT_Z_4TX
Setting 100
03-R-2-10
FSP

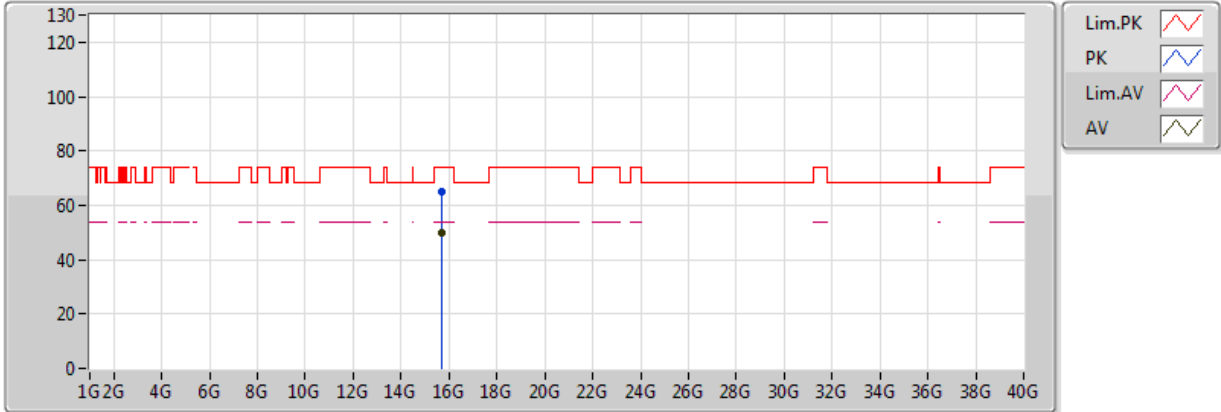
Type	Freq (Hz)	Level (dBuV/m)	Limit (dBuV/m)	Margin (dB)	Factor (dB)	Dist (m)	Condition	Azimuth (°)	Height (m)	Comments
PK	5.141G	61.66	74.00	-12.34	5.72	3	Horizontal	174	2.97	-
AV	5.1464G	47.47	54.00	-6.53	5.74	3	Horizontal	174	2.97	-
PK	5.237G	120.67	Inf	-Inf	6.02	3	Horizontal	174	2.97	-
AV	5.237G	109.21	Inf	-Inf	6.02	3	Horizontal	174	2.97	-
PK	5.3894G	60.01	74.00	-13.99	6.27	3	Horizontal	174	2.97	-
AV	5.3576G	47.04	54.00	-6.96	6.21	3	Horizontal	174	2.97	-



802.11ac VHT20_Nss1,(MCS0)_4TX

5240MHz_TX

09/04/2018



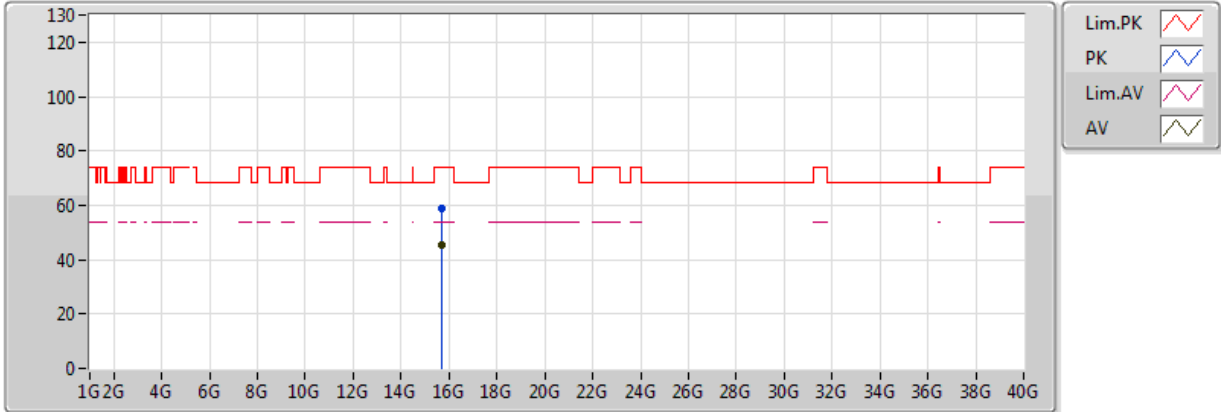
EUT_Z_4TX
 Setting 100
 03-J-1
 FSP

Type	Freq (Hz)	Level (dBuV/m)	Limit (dBuV/m)	Margin (dB)	Factor (dB)	Dist (m)	Condition	Azimuth (°)	Height (m)	Comments
PK	15.72792G	64.82	74.00	-9.18	15.53	3	Vertical	179	2.97	-
AV	15.7226G	49.67	54.00	-4.33	15.55	3	Vertical	179	2.97	-

802.11ac VHT20_Nss1,(MCS0)_4TX

5240MHz_TX

09/04/2018



EUT_Z_4TX
Setting 100
03-J-1
FSP

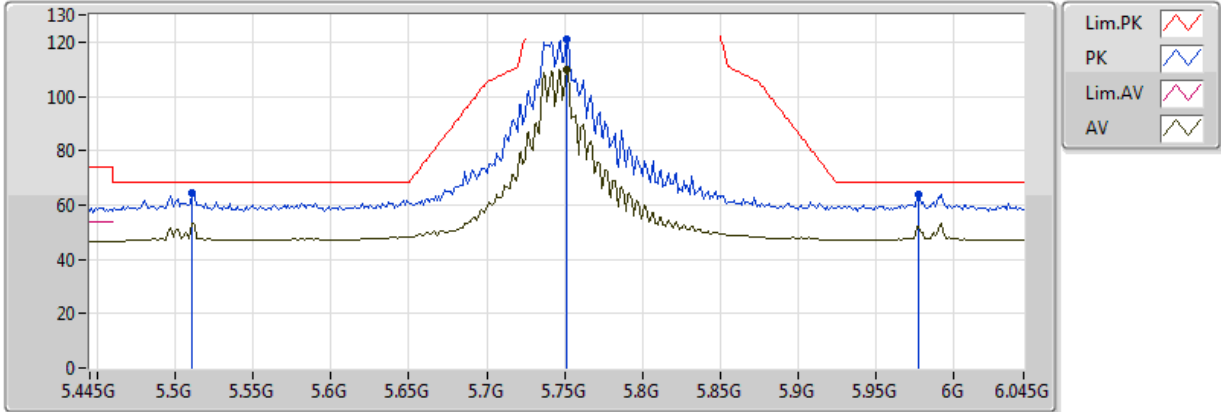
Type	Freq (Hz)	Level (dBuV/m)	Limit (dBuV/m)	Margin (dB)	Factor (dB)	Dist (m)	Condition	Azimuth (°)	Height (m)	Comments
PK	15.71252G	59.04	74.00	-14.96	15.58	3	Horizontal	117	1.95	-
AV	15.72224G	45.22	54.00	-8.78	15.55	3	Horizontal	117	1.95	-



802.11ac VHT20_Nss1,(MCS0)_4TX

5745MHz_TX

09/04/2018



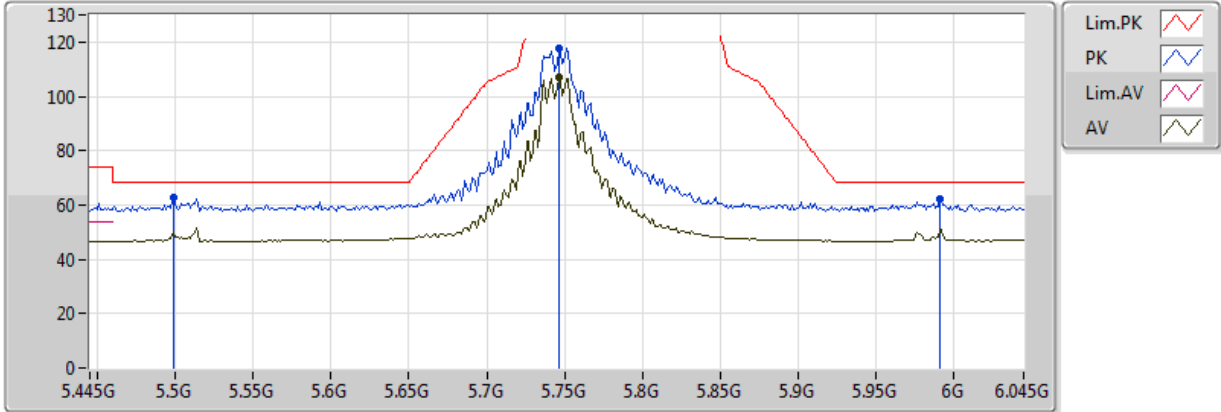
EUT_Z_4TX
Setting 97
03-J-1-10
FSP

Type	Freq (Hz)	Level (dBuV/m)	Limit (dBuV/m)	Margin (dB)	Factor (dB)	Dist (m)	Condition	Azimuth (°)	Height (m)	Comments
PK	5.511G	64.23	68.20	-3.97	6.43	3	Vertical	149	2.31	-
PK	5.751G	120.85	Inf	-Inf	6.77	3	Vertical	149	2.31	-
AV	5.751G	109.67	Inf	-Inf	6.77	3	Vertical	149	2.31	-
PK	5.9778G	63.92	68.20	-4.28	6.77	3	Vertical	149	2.31	-

802.11ac VHT20_Nss1,(MCS0)_4TX

5745MHz_TX

09/04/2018



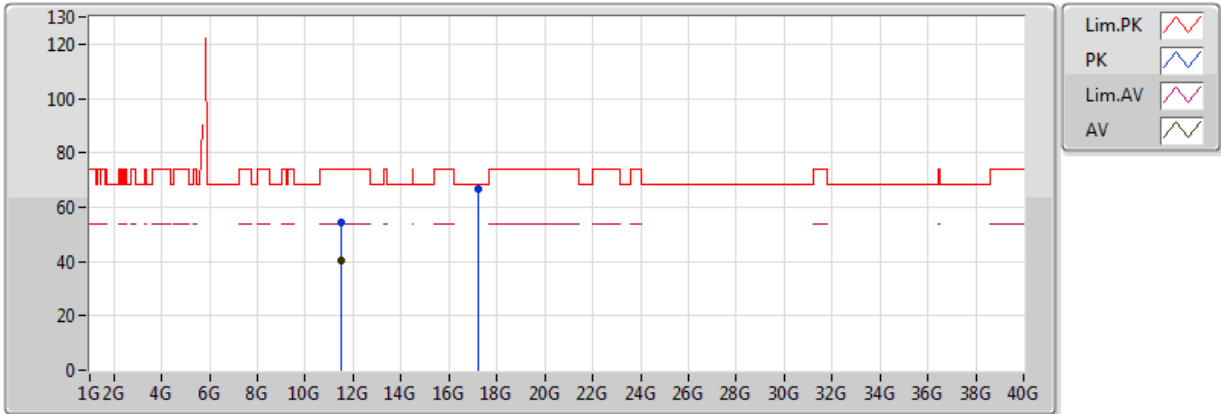
EUT_Z_4TX
Setting 97
03-J-1-10
FSP

Type	Freq (Hz)	Level (dBuV/m)	Limit (dBuV/m)	Margin (dB)	Factor (dB)	Dist (m)	Condition	Azimuth (°)	Height (m)	Comments
PK	5.499G	62.55	68.20	-5.65	6.43	3	Horizontal	261	2.44	-
PK	5.7462G	117.68	Inf	-Inf	6.76	3	Horizontal	261	2.44	-
AV	5.7462G	106.83	Inf	-Inf	6.76	3	Horizontal	261	2.44	-
PK	5.991G	62.15	68.20	-6.05	6.76	3	Horizontal	261	2.44	-

802.11ac VHT20_Nss1,(MCS0)_4TX

5745MHz_TX

10/04/2018



EUT_Z_4TX
 Setting 97
 03-J-1
 FSP

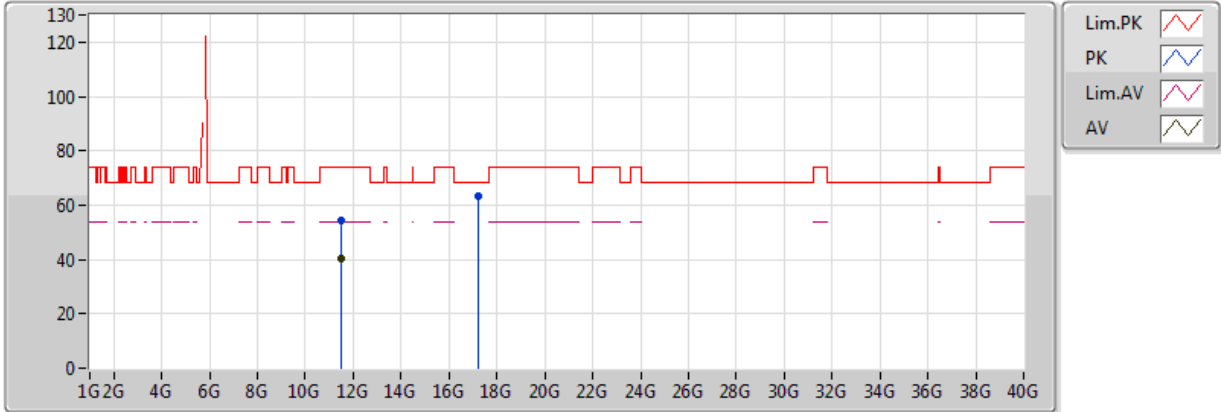
Type	Freq (Hz)	Level (dBuV/m)	Limit (dBuV/m)	Margin (dB)	Factor (dB)	Dist (m)	Condition	Azimuth (°)	Height (m)	Comments
PK	11.48784G	54.09	74.00	-19.91	14.52	3	Vertical	323	2.07	-
AV	11.49176G	40.39	54.00	-13.61	14.53	3	Vertical	323	2.07	-
PK	17.2346G	66.64	68.20	-1.56	19.60	3	Vertical	12	1.02	-



802.11ac VHT20_Nss1,(MCS0)_4TX

5745MHz_TX

10/04/2018



EUT_Z_4TX
 Setting 97
 03-J-1
 FSP

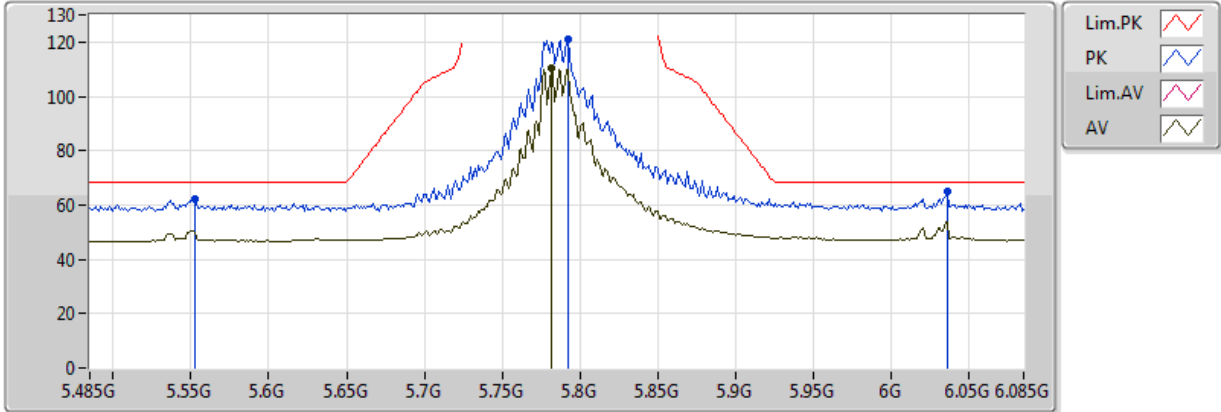
Type	Freq (Hz)	Level (dBuV/m)	Limit (dBuV/m)	Margin (dB)	Factor (dB)	Dist (m)	Condition	Azimuth (°)	Height (m)	Comments
PK	11.49304G	54.57	74.00	-19.43	14.53	3	Horizontal	83	1.45	-
AV	11.48492G	40.15	54.00	-13.85	14.52	3	Horizontal	83	1.45	-
PK	17.24292G	63.48	68.20	-4.72	19.65	3	Horizontal	333	1.72	-



802.11ac VHT20_Nss1,(MCS0)_4TX

5785MHz_TX

09/04/2018



EUT_Z_4TX
 Setting 97
 03-J-1-10
 FSP

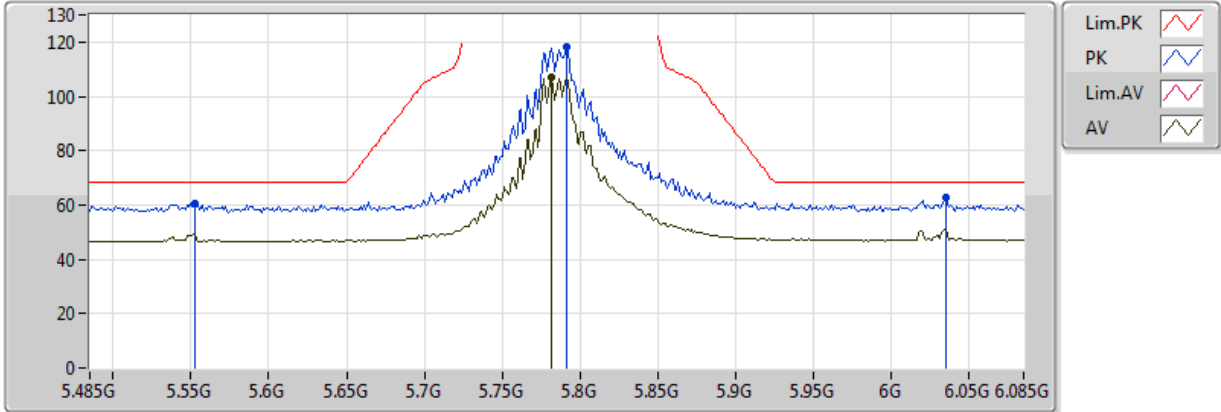
Type	Freq (Hz)	Level (dBuV/m)	Limit (dBuV/m)	Margin (dB)	Factor (dB)	Dist (m)	Condition	Azimuth (°)	Height (m)	Comments
PK	5.5522G	62.03	68.20	-6.17	6.41	3	Vertical	147	2.38	-
PK	5.7922G	120.81	Inf	-Inf	6.87	3	Vertical	147	2.38	-
AV	5.7814G	110.15	Inf	-Inf	6.85	3	Vertical	147	2.38	-
PK	6.0358G	64.91	68.20	-3.29	6.81	3	Vertical	147	2.38	-



802.11ac VHT20_Nss1,(MCS0)_4TX

5785MHz_TX

09/04/2018



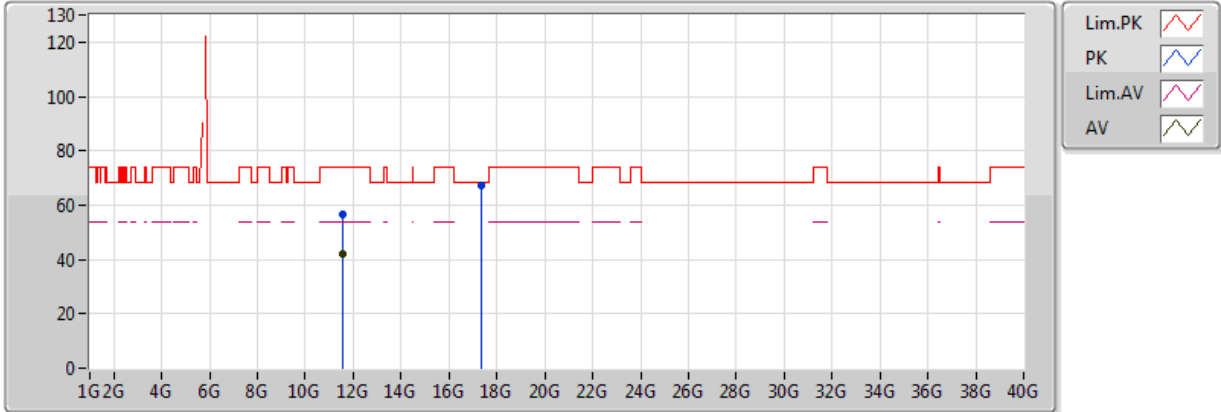
EUT_Z_4TX
 Setting 97
 03-J-1-10
 FSP

Type	Freq (Hz)	Level (dBuV/m)	Limit (dBuV/m)	Margin (dB)	Factor (dB)	Dist (m)	Condition	Azimuth (°)	Height (m)	Comments
PK	5.5522G	60.75	68.20	-7.45	6.41	3	Horizontal	262	2.35	-
PK	5.791G	118.06	Inf	-Inf	6.87	3	Horizontal	262	2.35	-
AV	5.7814G	106.97	Inf	-Inf	6.85	3	Horizontal	262	2.35	-
PK	6.0346G	62.87	68.20	-5.33	6.81	3	Horizontal	262	2.35	-

802.11ac VHT20_Nss1,(MCS0)_4TX

5785MHz_TX

09/04/2018



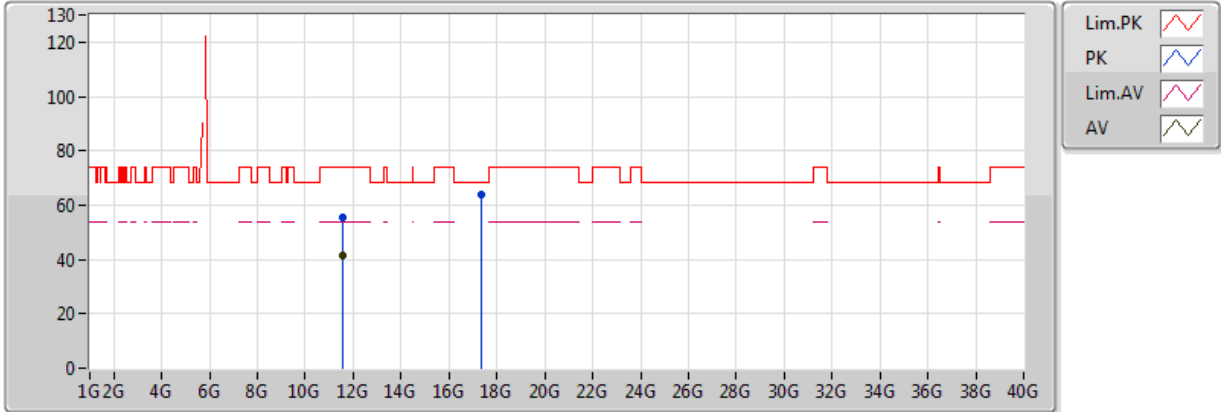
EUT_Z_4TX
Setting 97
03-J-1
FSP

Type	Freq (Hz)	Level (dBuV/m)	Limit (dBuV/m)	Margin (dB)	Factor (dB)	Dist (m)	Condition	Azimuth (°)	Height (m)	Comments
PK	11.56424G	56.70	74.00	-17.30	14.61	3	Vertical	114	1.03	-
AV	11.57036G	42.24	54.00	-11.76	14.61	3	Vertical	114	1.03	-
PK	17.35632G	67.11	68.20	-1.09	20.29	3	Vertical	38	2.71	-

802.11ac VHT20_Nss1,(MCS0)_4TX

5785MHz_TX

09/04/2018



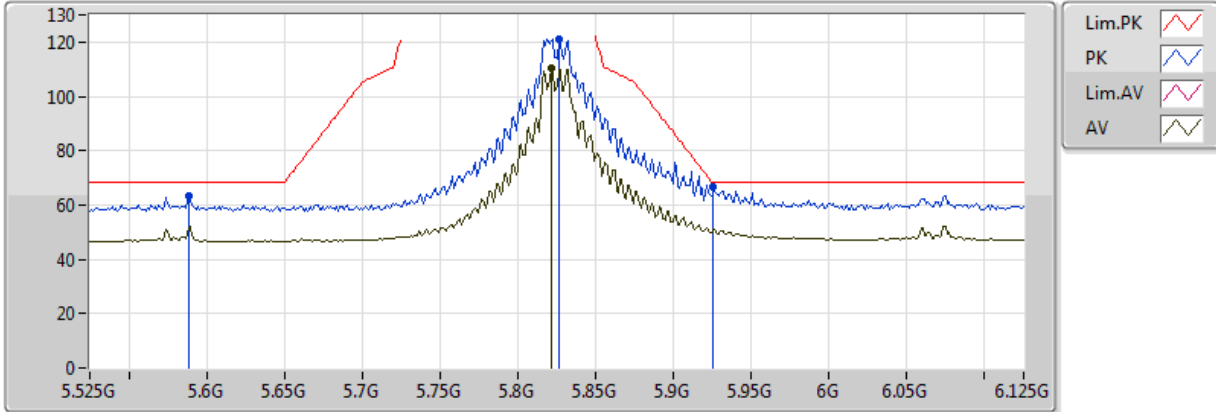
EUT_Z_4TX
Setting 97
03-J-1
FSP

Type	Freq (Hz)	Level (dBuV/m)	Limit (dBuV/m)	Margin (dB)	Factor (dB)	Dist (m)	Condition	Azimuth (°)	Height (m)	Comments
PK	11.57228G	55.22	74.00	-18.78	14.62	3	Horizontal	243	1.50	-
AV	11.57988G	41.20	54.00	-12.80	14.62	3	Horizontal	243	1.50	-
PK	17.3508G	63.81	68.20	-4.39	20.26	3	Horizontal	176	1.50	-

802.11ac VHT20_Nss1,(MCS0)_4TX

5825MHz_TX

09/04/2018



EUT_Z_4TX
Setting 97
03-J-1-10
FSP

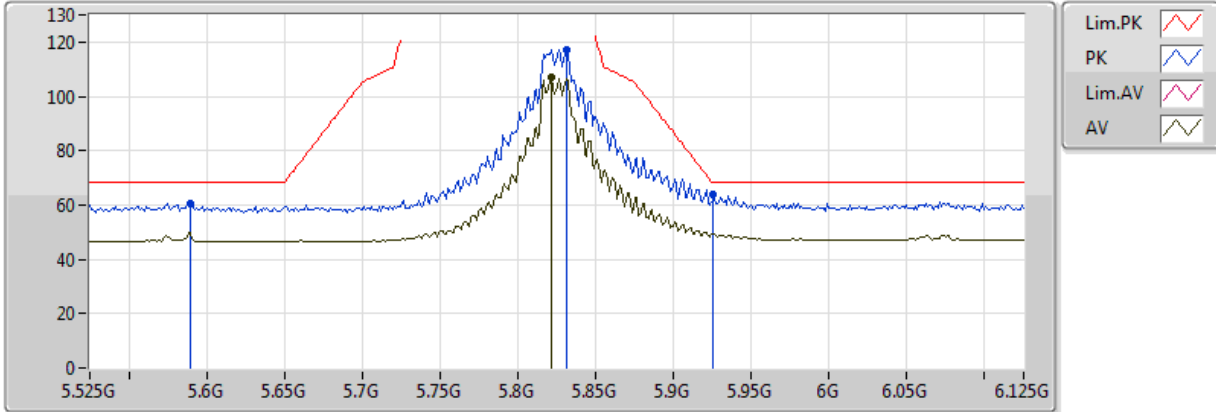
Type	Freq (Hz)	Level (dBuV/m)	Limit (dBuV/m)	Margin (dB)	Factor (dB)	Dist (m)	Condition	Azimuth (°)	Height (m)	Comments
PK	5.5886G	63.39	68.20	-4.81	6.40	3	Vertical	147	2.35	-
PK	5.8262G	120.94	Inf	-Inf	6.87	3	Vertical	147	2.35	-
AV	5.8214G	110.19	Inf	-Inf	6.88	3	Vertical	147	2.35	-
PK	5.9258G	66.55	68.20	-1.65	6.81	3	Vertical	147	2.35	-



802.11ac VHT20_Nss1,(MCS0)_4TX

5825MHz_TX

09/04/2018



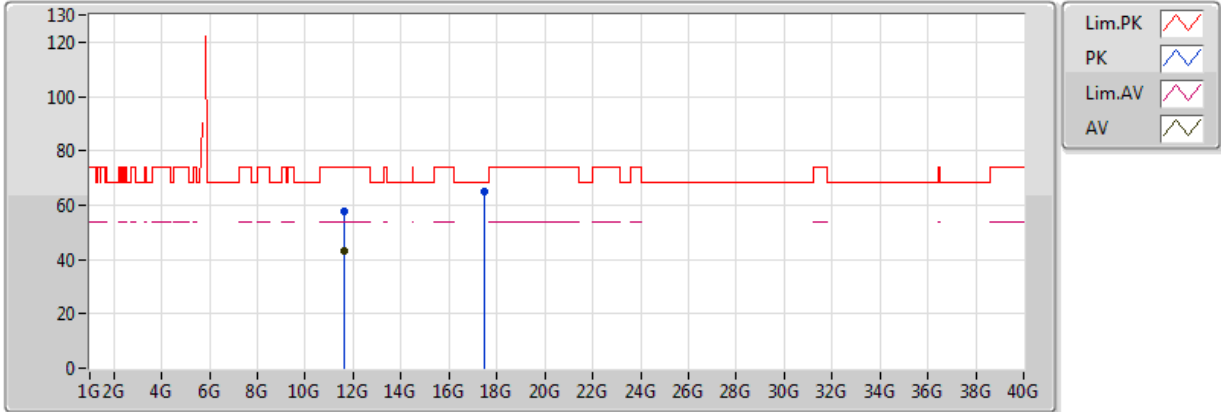
EUT_Z_4TX
Setting 97
03-J-1-10
FSP

Type	Freq (Hz)	Level (dBuV/m)	Limit (dBuV/m)	Margin (dB)	Factor (dB)	Dist (m)	Condition	Azimuth (°)	Height (m)	Comments
PK	5.5898G	60.79	68.20	-7.41	6.40	3	Horizontal	263	2.33	-
PK	5.831G	117.38	Inf	-Inf	6.87	3	Horizontal	263	2.33	-
AV	5.8214G	107.06	Inf	-Inf	6.88	3	Horizontal	263	2.33	-
PK	5.9258G	63.73	68.20	-4.47	6.81	3	Horizontal	263	2.33	-

802.11ac VHT20_Nss1,(MCS0)_4TX

5825MHz_TX

09/04/2018



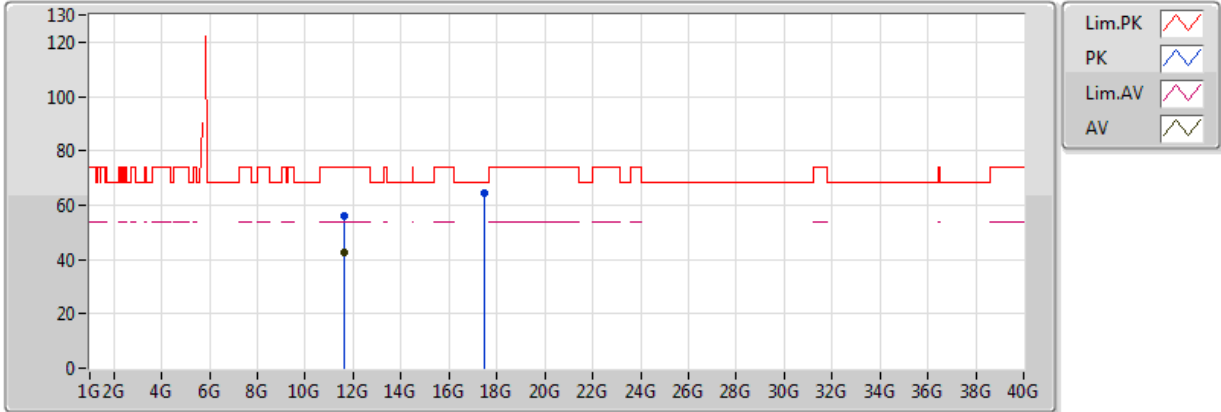
EUT_Z_4TX
 Setting 97
 03-J-1
 FSP

Type	Freq (Hz)	Level (dBuV/m)	Limit (dBuV/m)	Margin (dB)	Factor (dB)	Dist (m)	Condition	Azimuth (°)	Height (m)	Comments
PK	11.65224G	57.91	74.00	-16.09	14.70	3	Vertical	56	2.19	-
AV	11.65184G	43.41	54.00	-10.59	14.70	3	Vertical	56	2.19	-
PK	17.47152G	65.01	68.20	-3.19	20.95	3	Vertical	340	2.09	-

802.11ac VHT20_Nss1,(MCS0)_4TX

5825MHz_TX

09/04/2018



EUT_Z_4TX
Setting 97
03-J-1
FSP

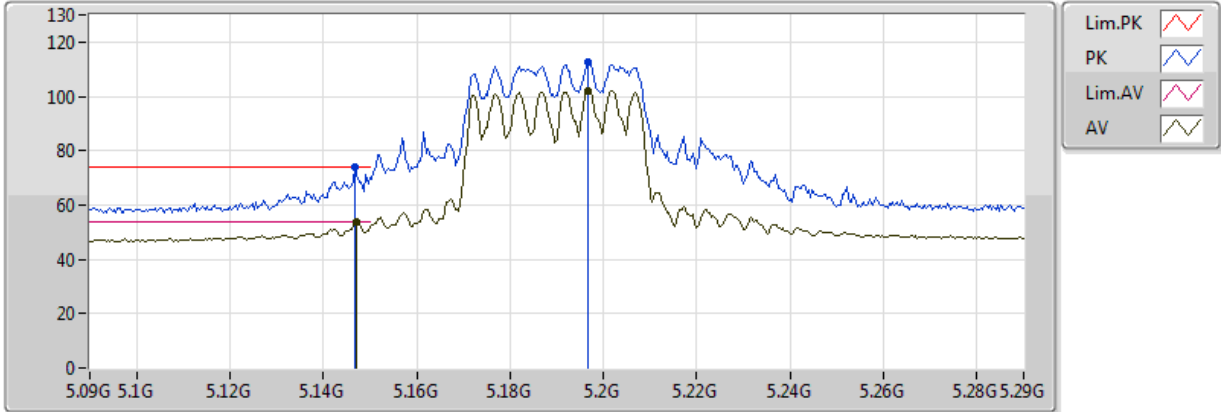
Type	Freq (Hz)	Level (dBuV/m)	Limit (dBuV/m)	Margin (dB)	Factor (dB)	Dist (m)	Condition	Azimuth (°)	Height (m)	Comments
PK	11.64828G	56.02	74.00	-17.98	14.70	3	Horizontal	353	1.00	-
AV	11.65316G	42.35	54.00	-11.65	14.71	3	Horizontal	353	1.00	-
PK	17.46956G	64.63	68.20	-3.57	20.94	3	Horizontal	308	2.20	-



802.11ac VHT40_Nss1,(MCS0)_4TX

5190MHz_TX

09/04/2018



EUT_Z_4TX
Setting 69
03-J-1-10
FSP

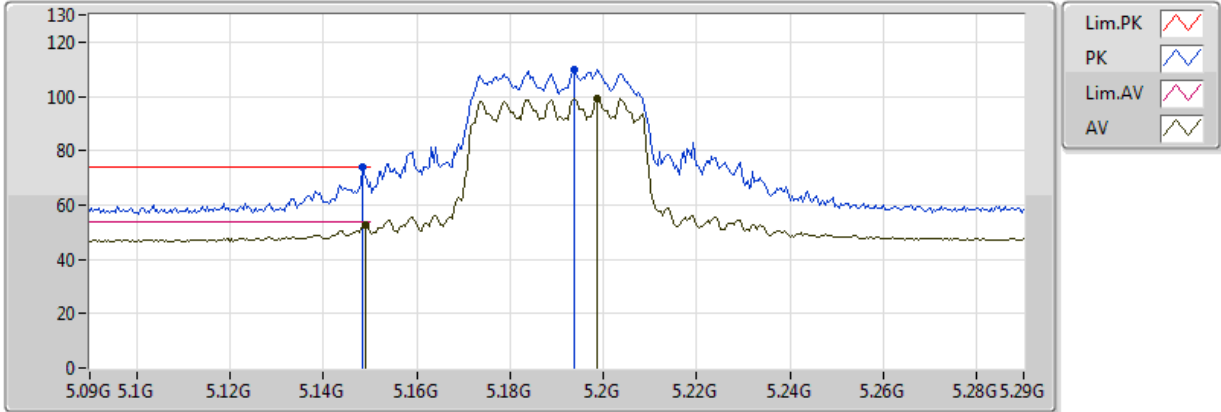
Type	Freq (Hz)	Level (dBuV/m)	Limit (dBuV/m)	Margin (dB)	Factor (dB)	Dist (m)	Condition	Azimuth (°)	Height (m)	Comments
PK	5.1468G	73.97	74.00	-0.03	5.74	3	Vertical	180	2.57	-
AV	5.1472G	53.73	54.00	-0.27	5.74	3	Vertical	180	2.57	-
PK	5.1968G	112.76	Inf	-Inf	5.95	3	Vertical	180	2.57	-
AV	5.1968G	102.14	Inf	-Inf	5.95	3	Vertical	180	2.57	-



802.11ac VHT40_Nss1,(MCS0)_4TX

5190MHz_TX

09/04/2018



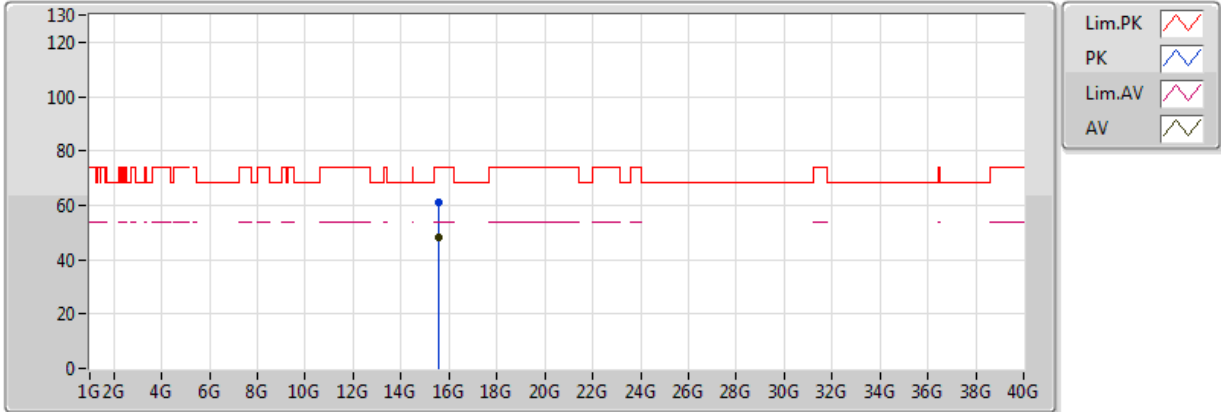
EUT_Z_4TX
Setting 69
03-J-1-10
FSP

Type	Freq (Hz)	Level (dBuV/m)	Limit (dBuV/m)	Margin (dB)	Factor (dB)	Dist (m)	Condition	Azimuth (°)	Height (m)	Comments
PK	5.1484G	73.74	74.00	-0.26	5.76	3	Horizontal	282	2.52	-
AV	5.1492G	52.61	54.00	-1.39	5.76	3	Horizontal	282	2.52	-
PK	5.1936G	109.83	Inf	-Inf	5.93	3	Horizontal	282	2.52	-
AV	5.1988G	99.29	Inf	-Inf	5.96	3	Horizontal	282	2.52	-

802.11ac VHT40_Nss1,(MCS0)_4TX

5190MHz_TX

10/04/2018



EUT_Z_4TX
Setting 69
03-J-1
FSP

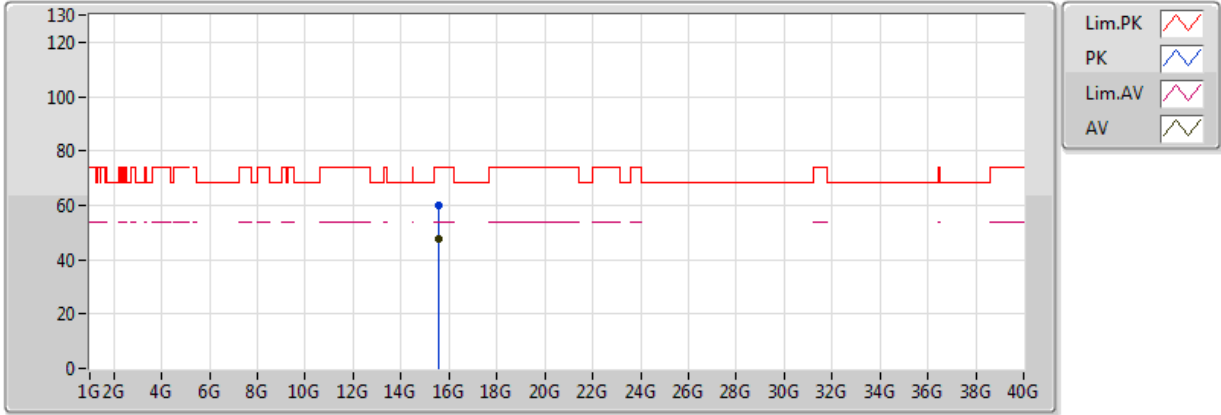
Type	Freq (Hz)	Level (dBuV/m)	Limit (dBuV/m)	Margin (dB)	Factor (dB)	Dist (m)	Condition	Azimuth (°)	Height (m)	Comments
PK	15.58576G	60.89	74.00	-13.11	16.02	3	Vertical	260	2.19	-
AV	15.58968G	48.04	54.00	-5.96	16.01	3	Vertical	260	2.19	-



802.11ac VHT40_Nss1,(MCS0)_4TX

5190MHz_TX

10/04/2018



EUT_Z_4TX
 Setting 69
 03-J-1
 FSP

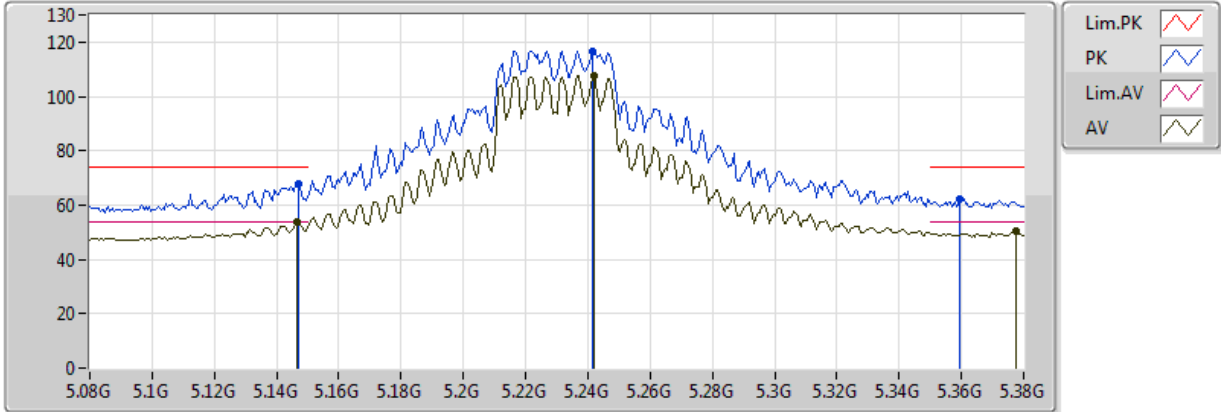
Type	Freq (Hz)	Level (dBuV/m)	Limit (dBuV/m)	Margin (dB)	Factor (dB)	Dist (m)	Condition	Azimuth (°)	Height (m)	Comments
PK	15.58808G	60.05	74.00	-13.95	16.01	3	Horizontal	321	2.24	-
AV	15.57304G	47.85	54.00	-6.15	16.06	3	Horizontal	321	2.24	-



802.11ac VHT40_Nss1,(MCS0)_4TX

5230MHz_TX

10/04/2018



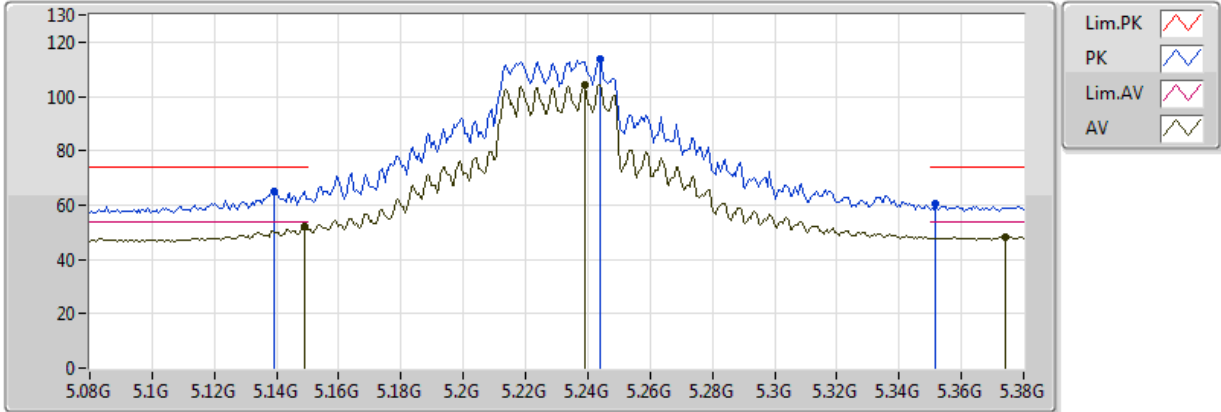
EUT_Z_4TX
Setting 88
03-J-1-10
FSP

Type	Freq (Hz)	Level (dBuV/m)	Limit (dBuV/m)	Margin (dB)	Factor (dB)	Dist (m)	Condition	Azimuth (°)	Height (m)	Comments
PK	5.1472G	67.62	74.00	-6.38	5.74	3	Vertical	183	2.62	-
AV	5.1466G	53.93	54.00	-0.07	5.74	3	Vertical	183	2.62	-
PK	5.2414G	116.68	Inf	-Inf	6.03	3	Vertical	183	2.62	-
AV	5.242G	107.44	Inf	-Inf	6.03	3	Vertical	183	2.62	-
PK	5.3596G	62.47	74.00	-11.53	6.22	3	Vertical	183	2.62	-
AV	5.3776G	50.49	54.00	-3.51	6.25	3	Vertical	183	2.62	-

802.11ac VHT40_Nss1,(MCS0)_4TX

5230MHz_TX

10/04/2018



EUT_Z_4TX
Setting 88
03-J-1-10
FSP

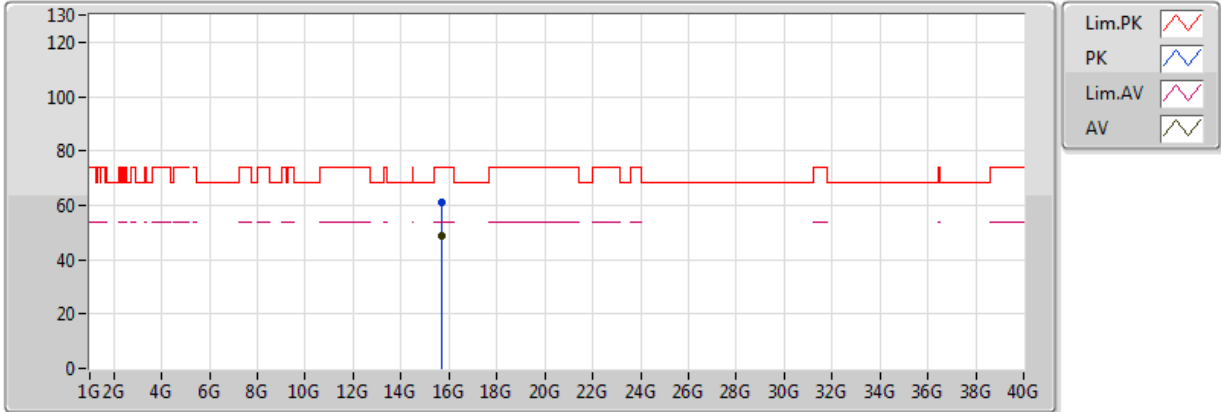
Type	Freq (Hz)	Level (dBuV/m)	Limit (dBuV/m)	Margin (dB)	Factor (dB)	Dist (m)	Condition	Azimuth (°)	Height (m)	Comments
PK	5.1394G	65.26	74.00	-8.74	5.71	3	Horizontal	286	2.28	-
AV	5.149G	51.85	54.00	-2.15	5.76	3	Horizontal	286	2.28	-
PK	5.2438G	113.50	Inf	-Inf	6.03	3	Horizontal	286	2.28	-
AV	5.239G	104.08	Inf	-Inf	6.03	3	Horizontal	286	2.28	-
PK	5.3518G	60.67	74.00	-13.33	6.20	3	Horizontal	286	2.28	-
AV	5.374G	48.31	54.00	-5.69	6.24	3	Horizontal	286	2.28	-



802.11ac VHT40_Nss1,(MCS0)_4TX

5230MHz_TX

10/04/2018



EUT_Z_4TX
 Setting 88
 03-J-1
 FSP

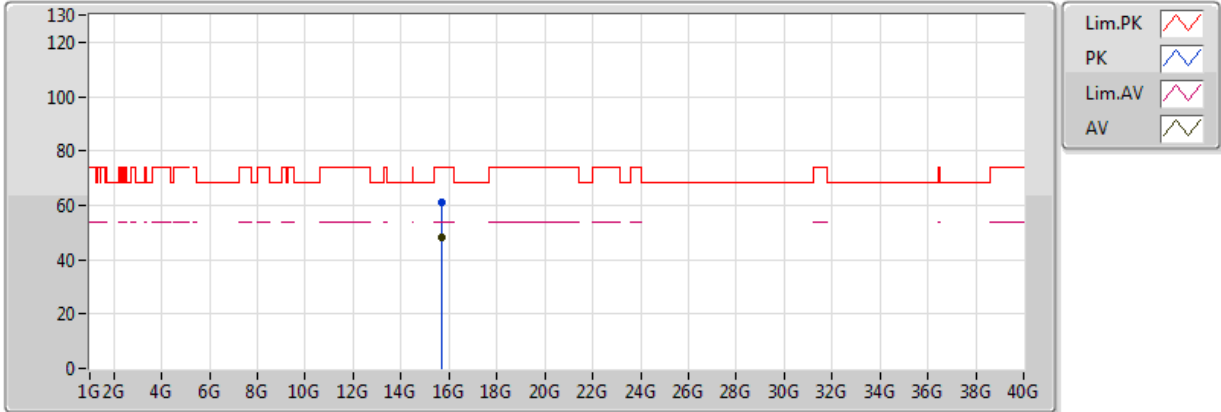
Type	Freq (Hz)	Level (dBuV/m)	Limit (dBuV/m)	Margin (dB)	Factor (dB)	Dist (m)	Condition	Azimuth (°)	Height (m)	Comments
PK	15.68372G	61.11	74.00	-12.89	15.68	3	Vertical	238	1.50	-
AV	15.68056G	48.54	54.00	-5.46	15.69	3	Vertical	238	1.50	-



802.11ac VHT40_Nss1,(MCS0)_4TX

5230MHz_TX

10/04/2018



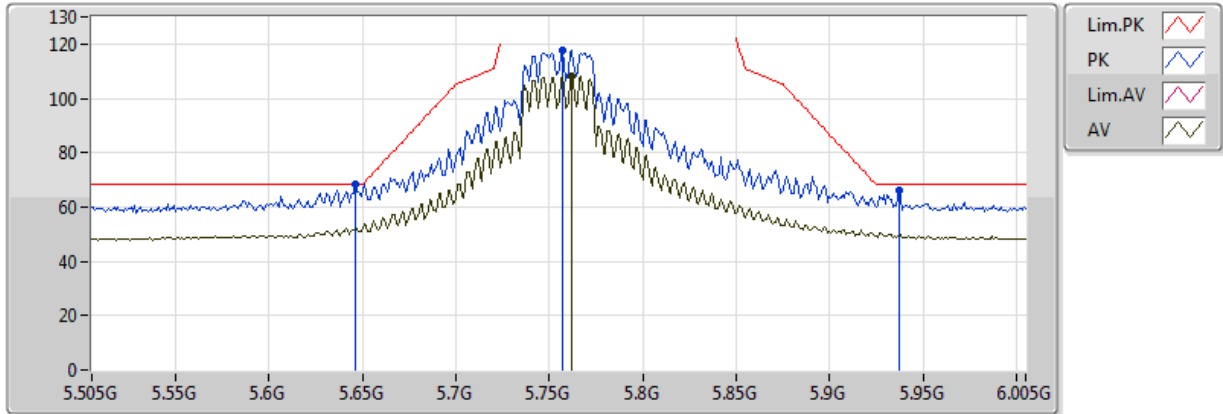
EUT_Z_4TX
 Setting 88
 03-J-1
 FSP

Type	Freq (Hz)	Level (dBuV/m)	Limit (dBuV/m)	Margin (dB)	Factor (dB)	Dist (m)	Condition	Azimuth (°)	Height (m)	Comments
PK	15.6814G	60.81	74.00	-13.19	15.69	3	Horizontal	39	1.48	-
AV	15.6856G	48.19	54.00	-5.81	15.67	3	Horizontal	39	1.48	-

802.11ac VHT40_Nss1,(MCS0)_4TX

5755MHz_TX

10/04/2018



EUT_Z_4TX
Setting 91
03-J-1-10
FSP

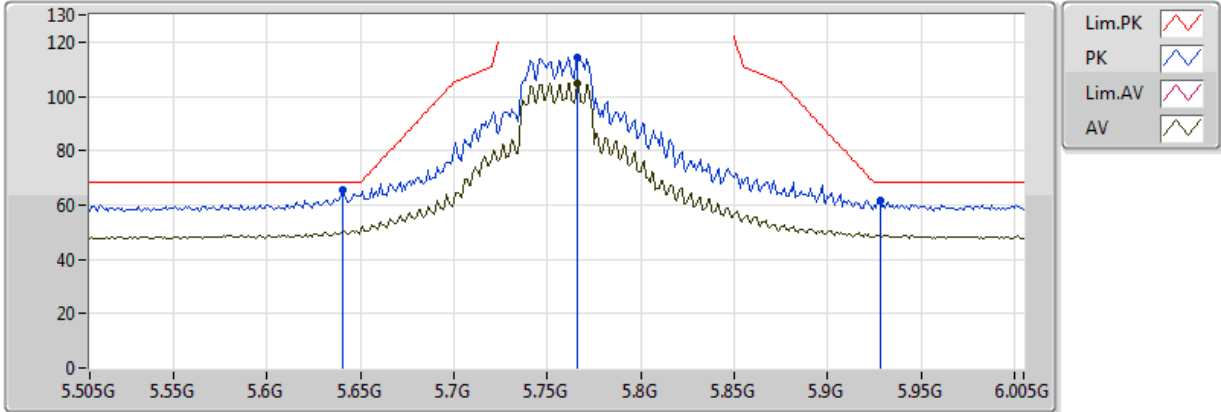
Type	Freq (Hz)	Level (dBuV/m)	Limit (dBuV/m)	Margin (dB)	Factor (dB)	Dist (m)	Condition	Azimuth (°)	Height (m)	Comments
PK	5.646G	68.15	68.20	-0.05	6.52	3	Vertical	147	2.39	-
PK	5.757G	117.72	Inf	-Inf	6.79	3	Vertical	147	2.39	-
AV	5.762G	108.29	Inf	-Inf	6.80	3	Vertical	147	2.39	-
PK	5.937G	66.15	68.20	-2.05	6.80	3	Vertical	147	2.39	-



802.11ac VHT40_Nss1,(MCS0)_4TX

5755MHz_TX

10/04/2018



EUT_Z_4TX
Setting 91
03-J-1-10
FSP

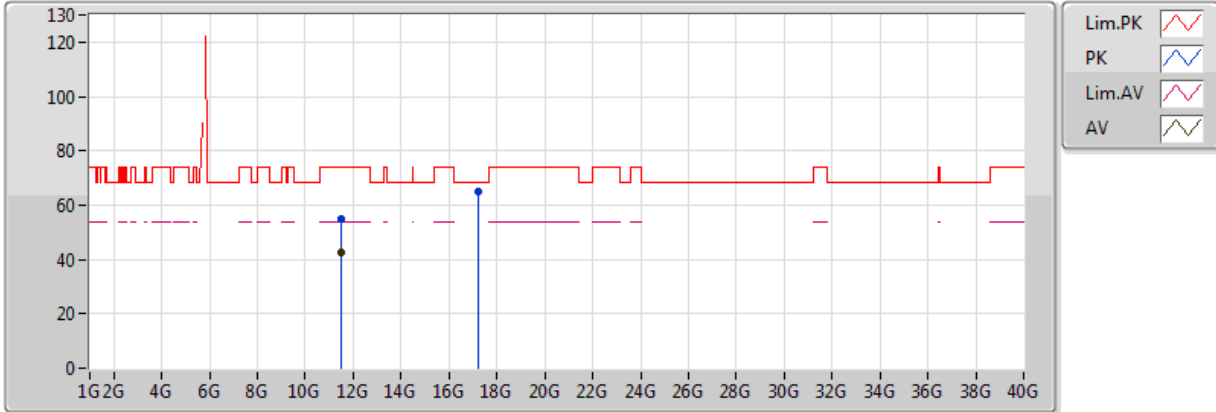
Type	Freq (Hz)	Level (dBuV/m)	Limit (dBuV/m)	Margin (dB)	Factor (dB)	Dist (m)	Condition	Azimuth (°)	Height (m)	Comments
PK	5.64G	65.42	68.20	-2.78	6.51	3	Horizontal	262	2.42	-
PK	5.766G	114.59	Inf	-Inf	6.81	3	Horizontal	262	2.42	-
AV	5.766G	104.91	Inf	-Inf	6.81	3	Horizontal	262	2.42	-
PK	5.928G	61.45	68.20	-6.75	6.81	3	Horizontal	262	2.42	-



802.11ac VHT40_Nss1,(MCS0)_4TX

5755MHz_TX

10/04/2018



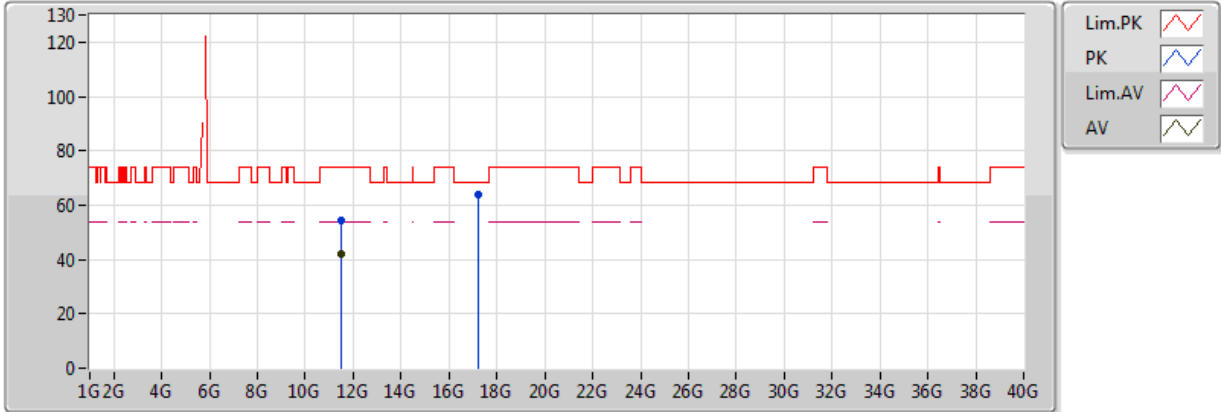
EUT_Z_4TX
 Setting 91
 03-J-1
 FSP

Type	Freq (Hz)	Level (dBuV/m)	Limit (dBuV/m)	Margin (dB)	Factor (dB)	Dist (m)	Condition	Azimuth (°)	Height (m)	Comments
PK	11.5164G	54.92	74.00	-19.08	14.55	3	Vertical	56	2.64	-
AV	11.52752G	42.35	54.00	-11.65	14.57	3	Vertical	56	2.64	-
PK	17.25468G	65.10	68.20	-3.10	19.72	3	Vertical	40	2.33	-

802.11ac VHT40_Nss1,(MCS0)_4TX

5755MHz_TX

10/04/2018



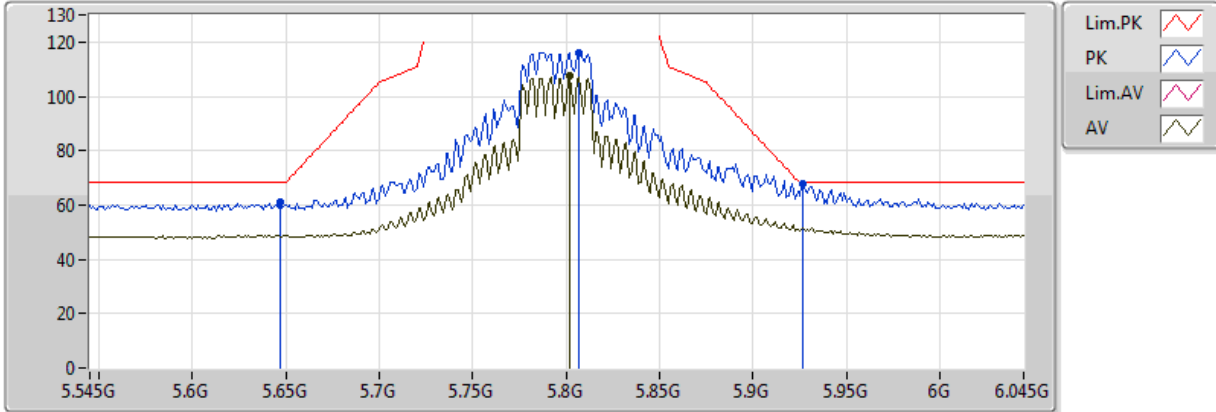
EUT_Z_4TX
 Setting 91
 03-J-1
 FSP

Type	Freq (Hz)	Level (dBuV/m)	Limit (dBuV/m)	Margin (dB)	Factor (dB)	Dist (m)	Condition	Azimuth (°)	Height (m)	Comments
PK	11.5188G	54.49	74.00	-19.51	14.56	3	Horizontal	11	1.50	-
AV	11.52296G	42.30	54.00	-11.70	14.56	3	Horizontal	11	1.50	-
PK	17.25164G	64.10	68.20	-4.10	19.70	3	Horizontal	322	2.98	-

802.11ac VHT40_Nss1,(MCS0)_4TX

5795MHz_TX

10/04/2018



EUT_Z_4TX
Setting 88
03-J-1-10
FSP

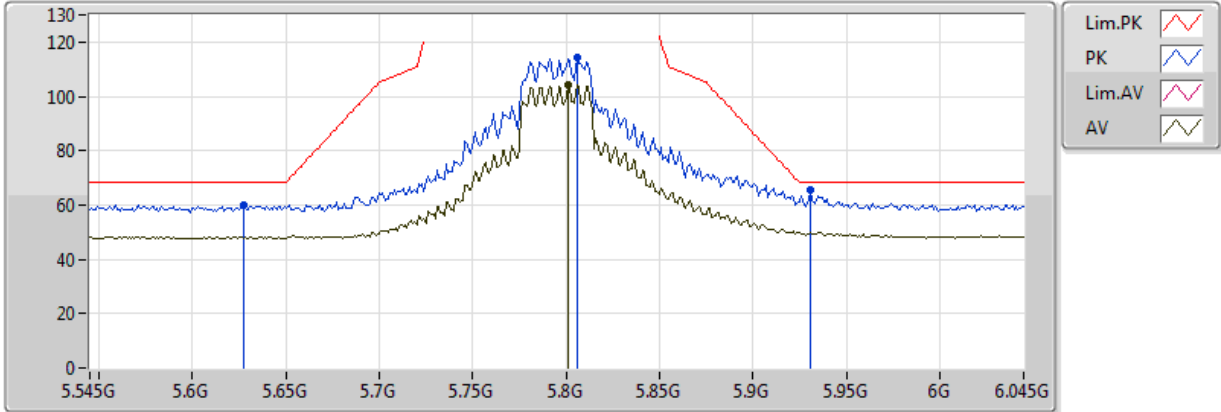
Type	Freq (Hz)	Level (dBuV/m)	Limit (dBuV/m)	Margin (dB)	Factor (dB)	Dist (m)	Condition	Azimuth (°)	Height (m)	Comments
PK	5.647G	60.84	68.20	-7.36	6.52	3	Vertical	149	2.39	-
PK	5.807G	116.15	Inf	-Inf	6.89	3	Vertical	149	2.39	-
AV	5.802G	107.41	Inf	-Inf	6.89	3	Vertical	149	2.39	-
PK	5.927G	68.03	68.20	-0.17	6.81	3	Vertical	149	2.39	-



802.11ac VHT40_Nss1,(MCS0)_4TX

5795MHz_TX

10/04/2018



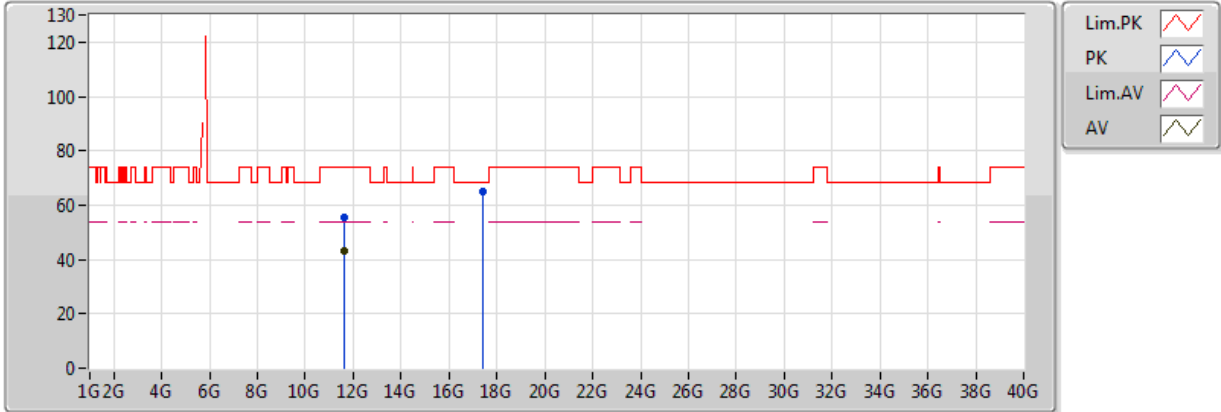
EUT_Z_4TX
Setting 88
03-J-1-10
FSP

Type	Freq (Hz)	Level (dBuV/m)	Limit (dBuV/m)	Margin (dB)	Factor (dB)	Dist (m)	Condition	Azimuth (°)	Height (m)	Comments
PK	5.627G	59.94	68.20	-8.26	6.47	3	Horizontal	262	2.42	-
PK	5.806G	114.59	Inf	-Inf	6.89	3	Horizontal	262	2.42	-
AV	5.801G	104.36	Inf	-Inf	6.89	3	Horizontal	262	2.42	-
PK	5.931G	65.53	68.20	-2.67	6.81	3	Horizontal	262	2.42	-

802.11ac VHT40_Nss1,(MCS0)_4TX

5795MHz_TX

10/04/2018



EUT_Z_4TX
Setting 88
03-J-1
FSP

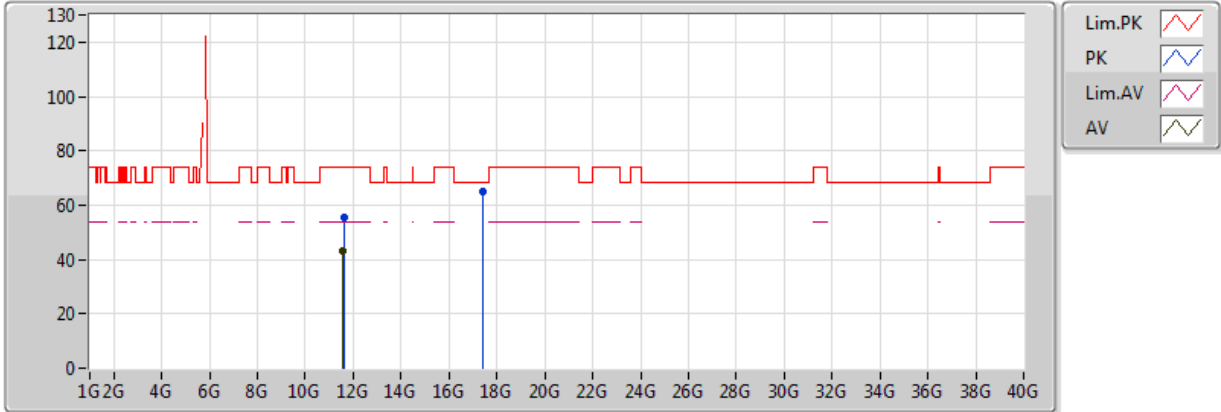
Type	Freq (Hz)	Level (dBuV/m)	Limit (dBuV/m)	Margin (dB)	Factor (dB)	Dist (m)	Condition	Azimuth (°)	Height (m)	Comments
PK	11.6096G	55.36	74.00	-18.64	14.66	3	Vertical	175	1.02	-
AV	11.59944G	43.29	54.00	-10.71	14.65	3	Vertical	175	1.02	-
PK	17.39548G	64.81	68.20	-3.39	20.52	3	Vertical	360	1.63	-



802.11ac VHT40_Nss1,(MCS0)_4TX

5795MHz_TX

10/04/2018



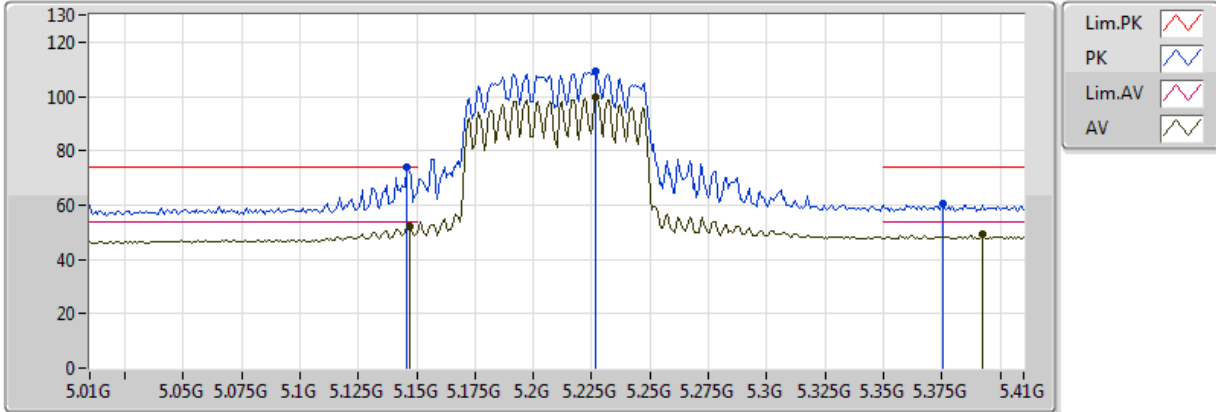
EUT_Z_4TX
 Setting 88
 03-J-1
 FSP

Type	Freq (Hz)	Level (dBuV/m)	Limit (dBuV/m)	Margin (dB)	Factor (dB)	Dist (m)	Condition	Azimuth (°)	Height (m)	Comments
PK	11.60112G	55.56	74.00	-18.44	14.65	3	Horizontal	1	1.02	-
AV	11.58384G	43.28	54.00	-10.72	14.63	3	Horizontal	1	1.02	-
PK	17.39196G	65.04	68.20	-3.16	20.50	3	Horizontal	246	1.50	-

802.11ac VHT80_Nss1,(MCS0)_4TX

5210MHz_TX

10/04/2018



EUT_Z_4TX
Setting 65
03-J-1-10
FSP

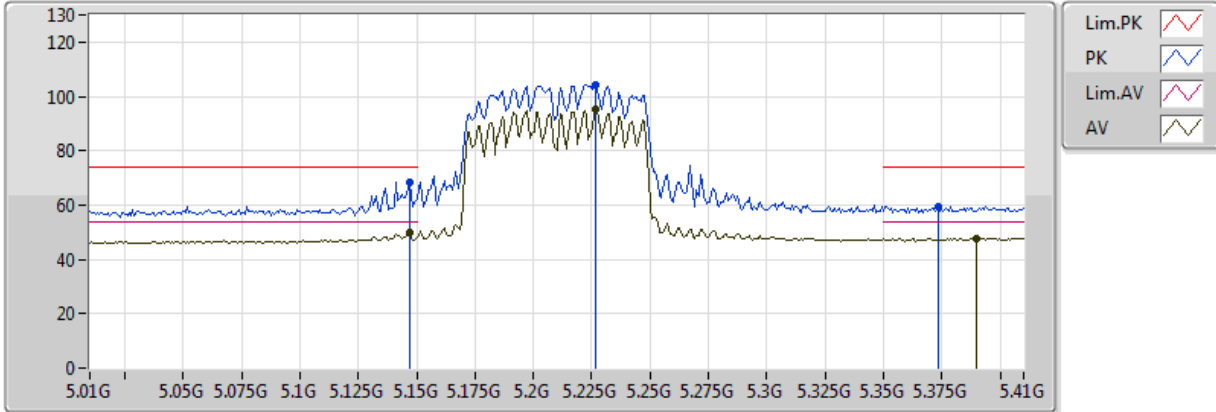
Type	Freq (Hz)	Level (dBuV/m)	Limit (dBuV/m)	Margin (dB)	Factor (dB)	Dist (m)	Condition	Azimuth (°)	Height (m)	Comments
PK	5.146G	73.79	74.00	-0.21	5.74	3	Vertical	181	2.53	-
AV	5.1468G	52.37	54.00	-1.63	5.74	3	Vertical	181	2.53	-
PK	5.2268G	109.02	Inf	-Inf	6.01	3	Vertical	181	2.53	-
AV	5.2268G	99.81	Inf	-Inf	6.01	3	Vertical	181	2.53	-
PK	5.3756G	60.38	74.00	-13.62	6.25	3	Vertical	181	2.53	-
AV	5.3924G	49.04	54.00	-4.96	6.28	3	Vertical	181	2.53	-



802.11ac VHT80_Nss1,(MCS0)_4TX

5210MHz_TX

10/04/2018



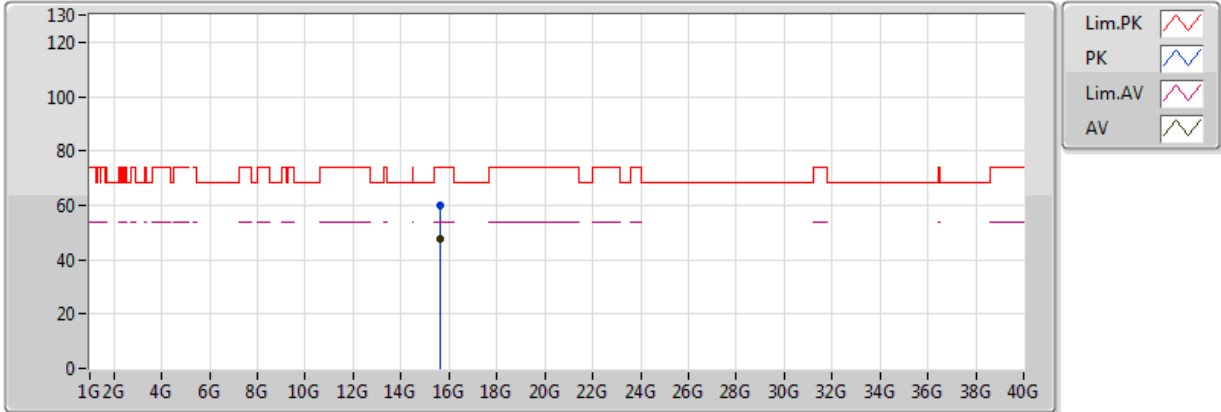
EUT_Z_4TX
 Setting 65
 03-J-1-10
 FSP

Type	Freq (Hz)	Level (dBuV/m)	Limit (dBuV/m)	Margin (dB)	Factor (dB)	Dist (m)	Condition	Azimuth (°)	Height (m)	Comments
PK	5.1468G	68.42	74.00	-5.58	5.74	3	Horizontal	173	1.10	-
AV	5.1468G	49.81	54.00	-4.19	5.74	3	Horizontal	173	1.10	-
PK	5.2268G	104.48	Inf	-Inf	6.01	3	Horizontal	173	1.10	-
AV	5.2268G	95.09	Inf	-Inf	6.01	3	Horizontal	173	1.10	-
PK	5.3732G	59.61	74.00	-14.39	6.24	3	Horizontal	173	1.10	-
AV	5.39G	47.90	54.00	-6.10	6.27	3	Horizontal	173	1.10	-

802.11ac VHT80_Nss1,(MCS0)_4TX

5210MHz_TX

10/04/2018



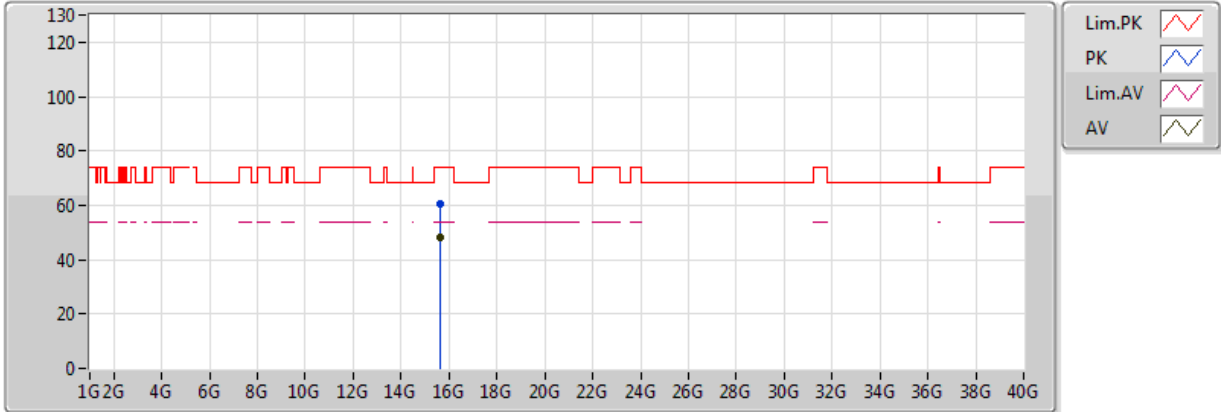
EUT_Z_4TX
Setting 65
03-J-1
FSP

Type	Freq (Hz)	Level (dBuV/m)	Limit (dBuV/m)	Margin (dB)	Factor (dB)	Dist (m)	Condition	Azimuth (°)	Height (m)	Comments
PK	15.621G	60.18	74.00	-13.82	15.90	3	Vertical	333	1.50	-
AV	15.6149G	47.82	54.00	-6.18	15.92	3	Vertical	333	1.50	-

802.11ac VHT80_Nss1,(MCS0)_4TX

5210MHz_TX

10/04/2018



EUT_Z_4TX
Setting 65
03-J-1
FSP

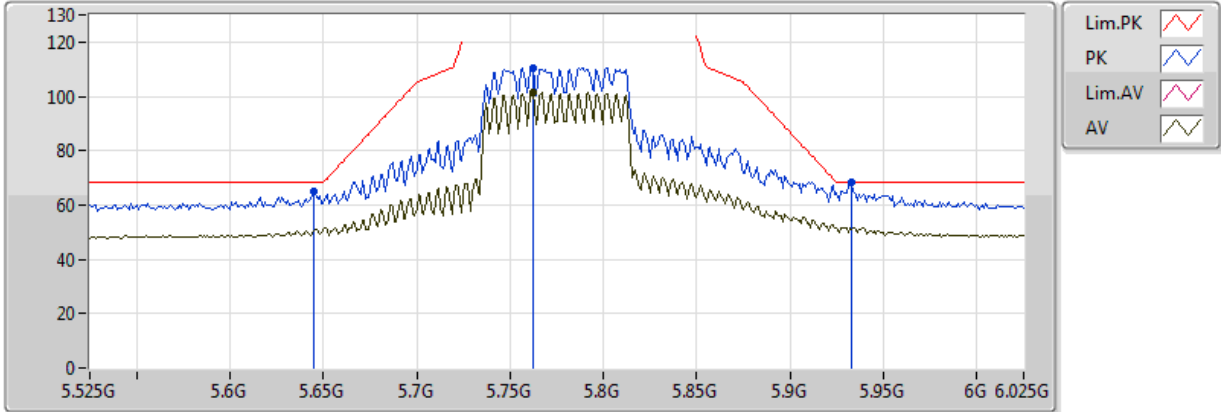
Type	Freq (Hz)	Level (dBuV/m)	Limit (dBuV/m)	Margin (dB)	Factor (dB)	Dist (m)	Condition	Azimuth (°)	Height (m)	Comments
PK	15.6171G	60.51	74.00	-13.49	15.91	3	Horizontal	309	1.56	-
AV	15.6065G	48.05	54.00	-5.95	15.95	3	Horizontal	309	1.56	-



802.11ac VHT80_Nss1,(MCS0)_4TX

5775MHz_TX

10/04/2018



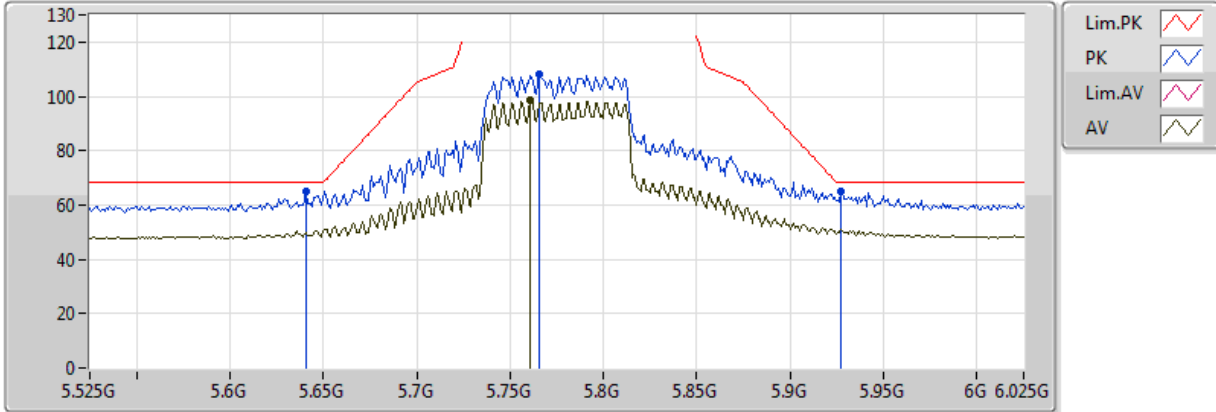
EUT_Z_4TX
Setting 78
03-J-1-10
FSP

Type	Freq (Hz)	Level (dBuV/m)	Limit (dBuV/m)	Margin (dB)	Factor (dB)	Dist (m)	Condition	Azimuth (°)	Height (m)	Comments
PK	5.645G	64.80	68.20	-3.40	6.52	3	Vertical	174	2.42	-
PK	5.762G	110.44	Inf	-Inf	6.80	3	Vertical	174	2.42	-
AV	5.762G	101.45	Inf	-Inf	6.80	3	Vertical	174	2.42	-
PK	5.933G	68.11	68.20	-0.09	6.80	3	Vertical	174	2.42	-

802.11ac VHT80_Nss1,(MCS0)_4TX

5775MHz_TX

10/04/2018



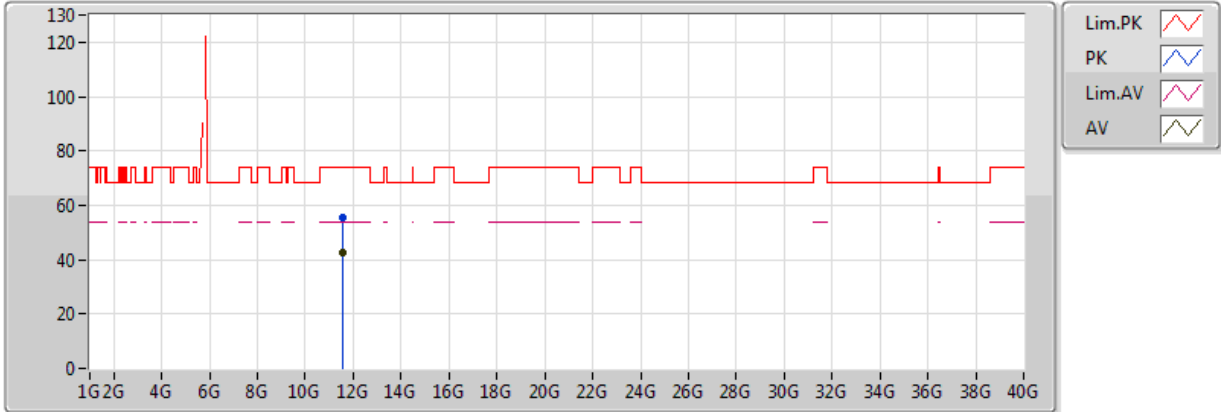
EUT_Z_4TX
Setting 78
03-J-1-10
FSP

Type	Freq (Hz)	Level (dBuV/m)	Limit (dBuV/m)	Margin (dB)	Factor (dB)	Dist (m)	Condition	Azimuth (°)	Height (m)	Comments
PK	5.641G	64.96	68.20	-3.24	6.51	3	Horizontal	262	2.37	-
PK	5.766G	108.28	Inf	-Inf	6.81	3	Horizontal	262	2.37	-
AV	5.761G	98.81	Inf	-Inf	6.80	3	Horizontal	262	2.37	-
PK	5.927G	65.13	68.20	-3.07	6.81	3	Horizontal	262	2.37	-

802.11ac VHT80_Nss1,(MCS0)_4TX

5775MHz_TX

10/04/2018



EUT_Z_4TX
 Setting 78
 03-J-1
 FSP

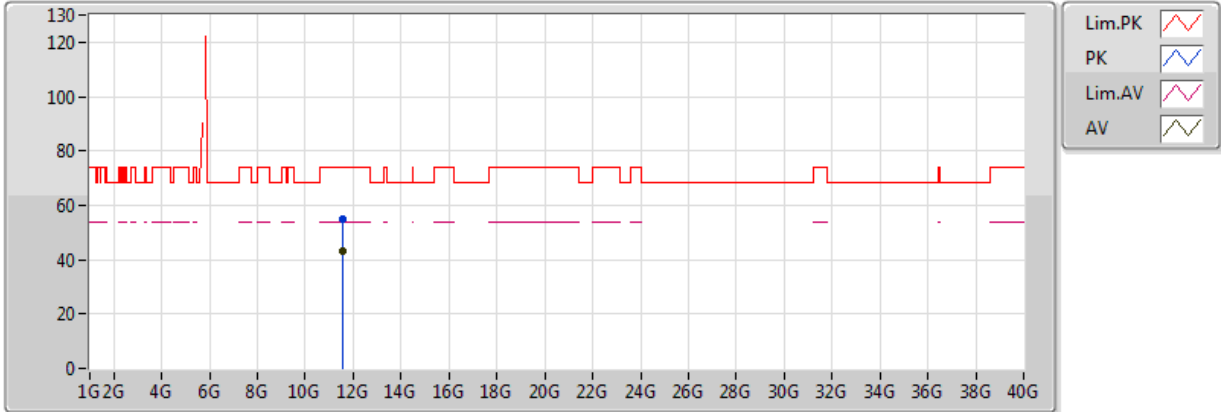
Type	Freq (Hz)	Level (dBuV/m)	Limit (dBuV/m)	Margin (dB)	Factor (dB)	Dist (m)	Condition	Azimuth (°)	Height (m)	Comments
PK	11.5397G	55.26	74.00	-18.74	14.58	3	Vertical	229	1.47	-
AV	11.5721G	42.80	54.00	-11.20	14.62	3	Vertical	229	1.47	-



802.11ac VHT80_Nss1,(MCS0)_4TX

5775MHz_TX

10/04/2018



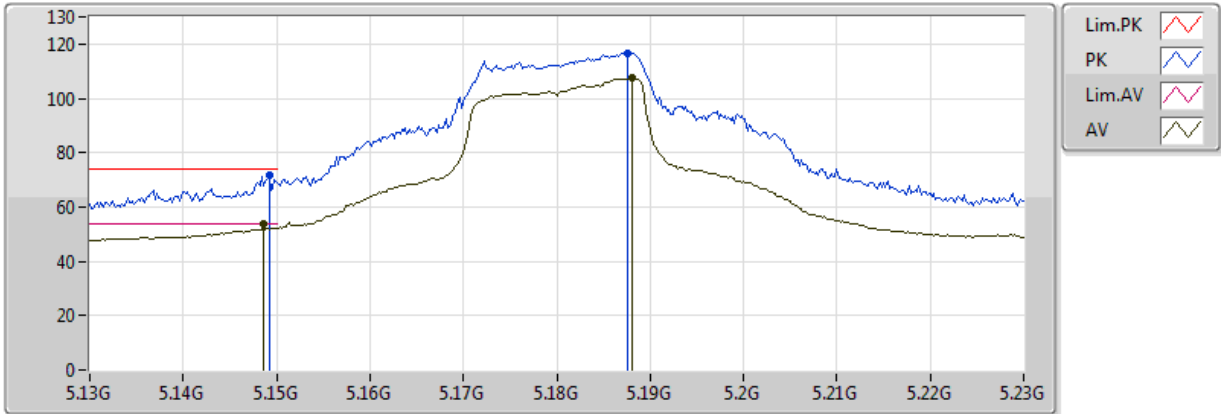
EUT_Z_4TX
 Setting 78
 03-J-1
 FSP

Type	Freq (Hz)	Level (dBuV/m)	Limit (dBuV/m)	Margin (dB)	Factor (dB)	Dist (m)	Condition	Azimuth (°)	Height (m)	Comments
PK	11.5684G	55.06	74.00	-18.94	14.61	3	Horizontal	358	1.89	-
AV	11.5648G	42.95	54.00	-11.05	14.61	3	Horizontal	358	1.89	-

802.11ac VHT20-BF_Nss1,(MCS0)_4TX

5180MHz_TX

10/04/2018



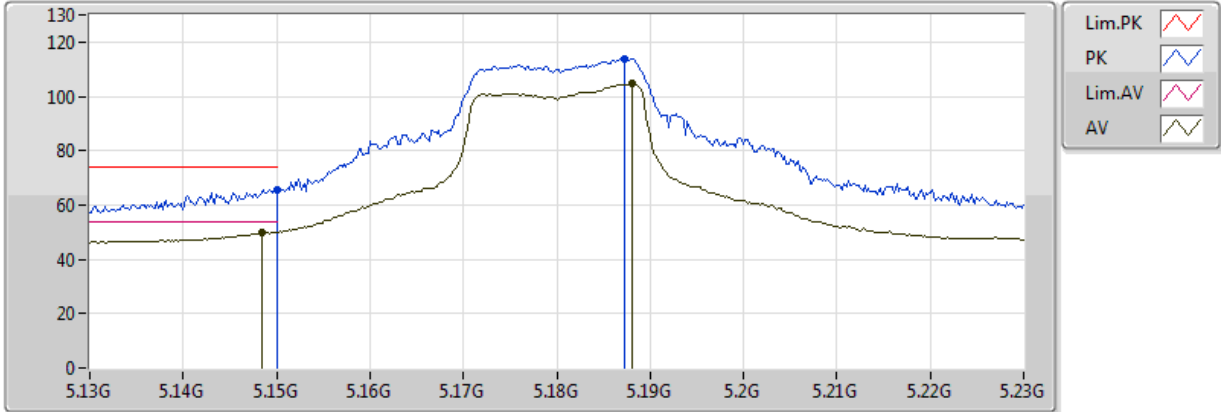
EUT_Z_4TX
Setting 83
03-J-1-10
FSP

Type	Freq (Hz)	Level (dBuV/m)	Limit (dBuV/m)	Margin (dB)	Factor (dB)	Dist (m)	Condition	Azimuth (°)	Height (m)	Comments
PK	5.1492G	71.91	74.00	-2.09	5.76	3	Vertical	115	2.66	-
AV	5.1486G	53.88	54.00	-0.12	5.76	3	Vertical	115	2.66	-
PK	5.1876G	116.81	Inf	-Inf	5.91	3	Vertical	115	2.66	-
AV	5.188G	107.82	Inf	-Inf	5.91	3	Vertical	115	2.66	-

802.11ac VHT20-BF_Nss1,(MCS0)_4TX

5180MHz_TX

10/04/2018



EUT_Z_4TX
Setting 83
03-J-1-10
FSP

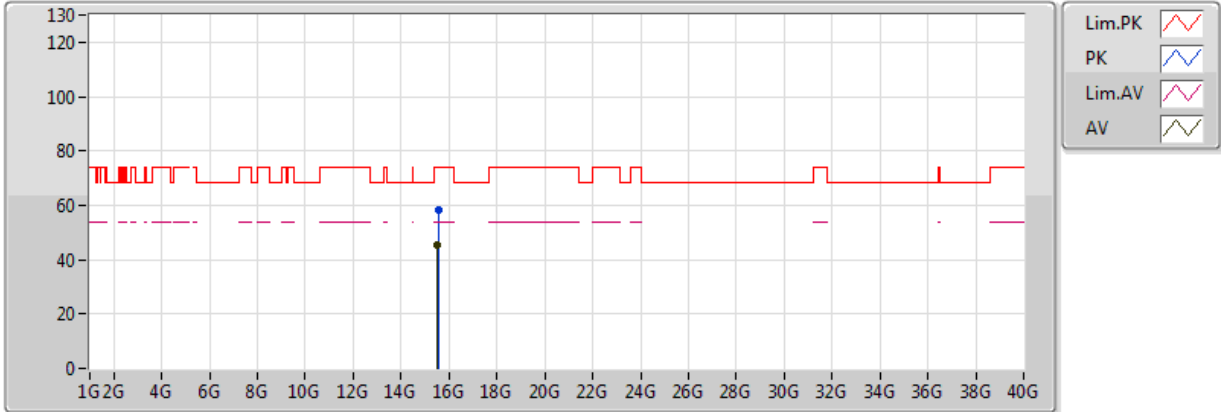
Type	Freq (Hz)	Level (dBuV/m)	Limit (dBuV/m)	Margin (dB)	Factor (dB)	Dist (m)	Condition	Azimuth (°)	Height (m)	Comments
PK	5.149995G	65.64	74.00	-8.36	5.76	3	Horizontal	276	1.03	-
AV	5.1484G	50.10	54.00	-3.90	5.76	3	Horizontal	276	1.03	-
PK	5.1872G	113.70	Inf	-Inf	5.91	3	Horizontal	276	1.03	-
AV	5.188G	104.89	Inf	-Inf	5.91	3	Horizontal	276	1.03	-



802.11ac VHT20-BF_Nss1,(MCS0)_4TX

5180MHz_TX

10/04/2018



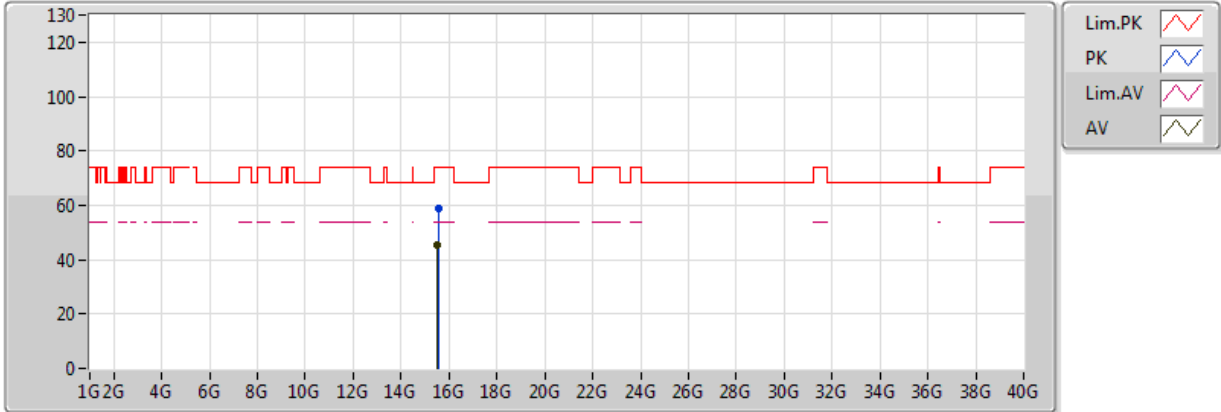
EUT_Z_4TX
 Setting 83
 03-J-1
 FSP

Type	Freq (Hz)	Level (dBuV/m)	Limit (dBuV/m)	Margin (dB)	Factor (dB)	Dist (m)	Condition	Azimuth (°)	Height (m)	Comments
PK	15.54184G	58.39	74.00	-15.61	16.17	3	Vertical	32	1.50	-
AV	15.53456G	45.30	54.00	-8.70	16.20	3	Vertical	32	1.50	-

802.11ac VHT20-BF_Nss1,(MCS0)_4TX

5180MHz_TX

10/04/2018



EUT_Z_4TX
 Setting 83
 03-J-1
 FSP

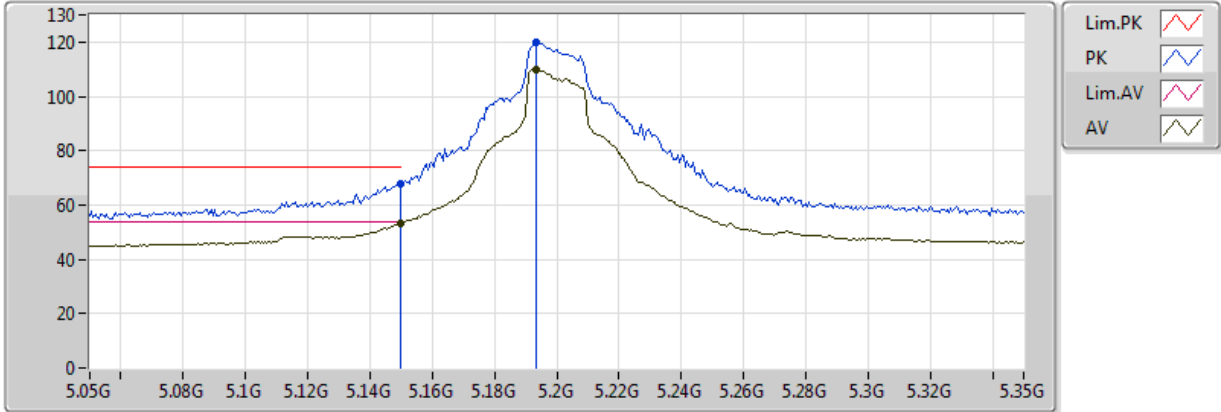
Type	Freq (Hz)	Level (dBuV/m)	Limit (dBuV/m)	Margin (dB)	Factor (dB)	Dist (m)	Condition	Azimuth (°)	Height (m)	Comments
PK	15.54996G	59.00	74.00	-15.00	16.14	3	Horizontal	90	2.20	-
AV	15.53504G	45.36	54.00	-8.64	16.19	3	Horizontal	90	2.20	-



802.11ac VHT20-BF_Nss1,(MCS0)_4TX

5200MHz_TX

10/04/2018



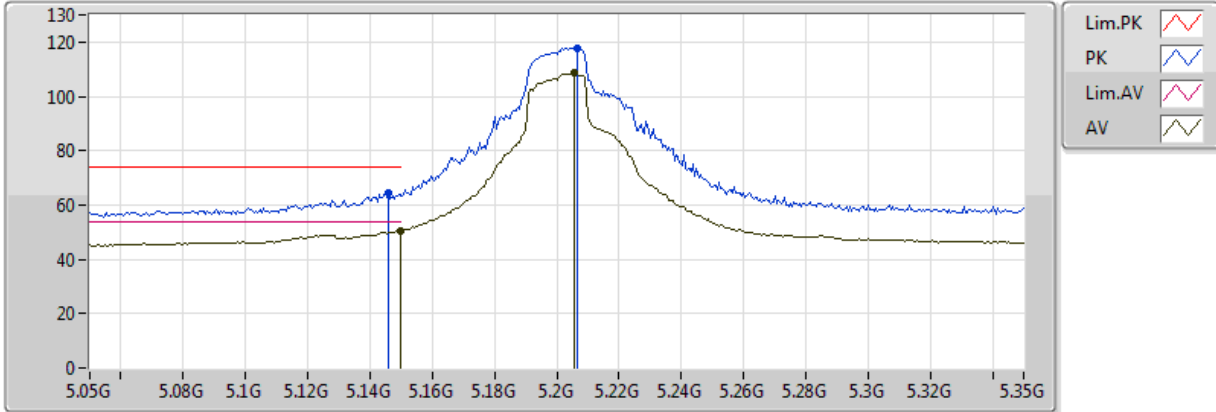
EUT_Z_4TX
Setting 98
03-J-1-10
FSP

Type	Freq (Hz)	Level (dBuV/m)	Limit (dBuV/m)	Margin (dB)	Factor (dB)	Dist (m)	Condition	Azimuth (°)	Height (m)	Comments
PK	5.149995G	67.97	74.00	-6.03	5.76	3	Vertical	120	1.26	-
AV	5.149995G	53.36	54.00	-0.64	5.76	3	Vertical	120	1.26	-
PK	5.1934G	119.93	Inf	-Inf	5.93	3	Vertical	120	1.26	-
AV	5.1934G	109.81	Inf	-Inf	5.93	3	Vertical	120	1.26	-

802.11ac VHT20-BF_Nss1,(MCS0)_4TX

5200MHz_TX

10/04/2018



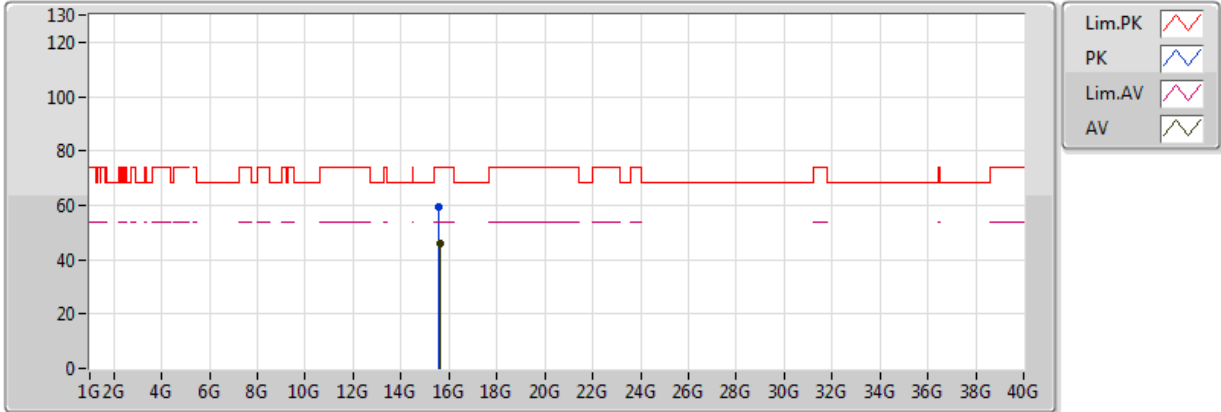
EUT_Z_4TX
Setting 98
03-J-1-10
FSP

Type	Freq (Hz)	Level (dBuV/m)	Limit (dBuV/m)	Margin (dB)	Factor (dB)	Dist (m)	Condition	Azimuth (°)	Height (m)	Comments
PK	5.146G	64.67	74.00	-9.33	5.74	3	Horizontal	277	2.51	-
AV	5.149995G	50.55	54.00	-3.45	5.76	3	Horizontal	277	2.51	-
PK	5.2066G	117.89	Inf	-Inf	5.97	3	Horizontal	277	2.51	-
AV	5.2054G	108.65	Inf	-Inf	5.97	3	Horizontal	277	2.51	-

802.11ac VHT20-BF_Nss1,(MCS0)_4TX

5200MHz_TX

10/04/2018



EUT_Z_4TX
Setting 98
03-J-1
FSP

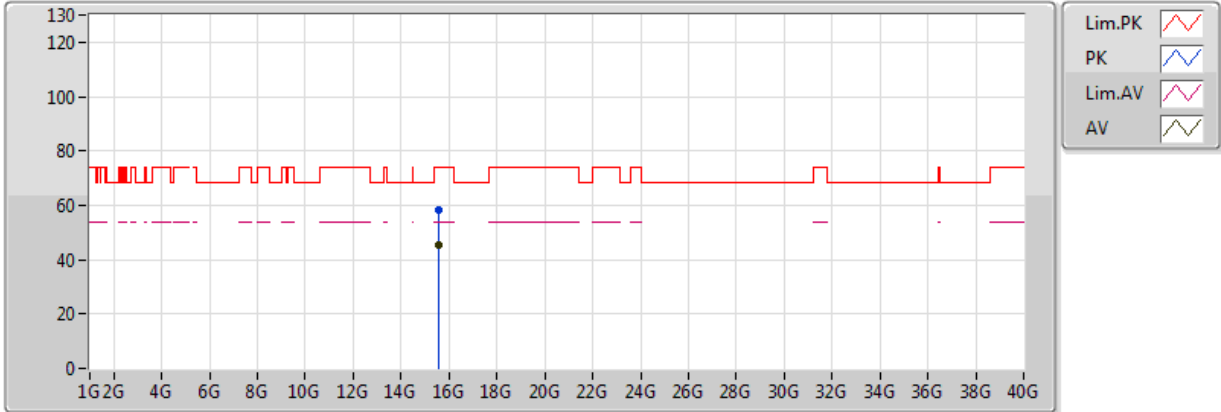
Type	Freq (Hz)	Level (dBuV/m)	Limit (dBuV/m)	Margin (dB)	Factor (dB)	Dist (m)	Condition	Azimuth (°)	Height (m)	Comments
PK	15.6006G	59.49	74.00	-14.51	15.97	3	Vertical	219	2.11	-
AV	15.60408G	46.16	54.00	-7.84	15.96	3	Vertical	219	2.11	-



802.11ac VHT20-BF_Nss1,(MCS0)_4TX

5200MHz_TX

10/04/2018



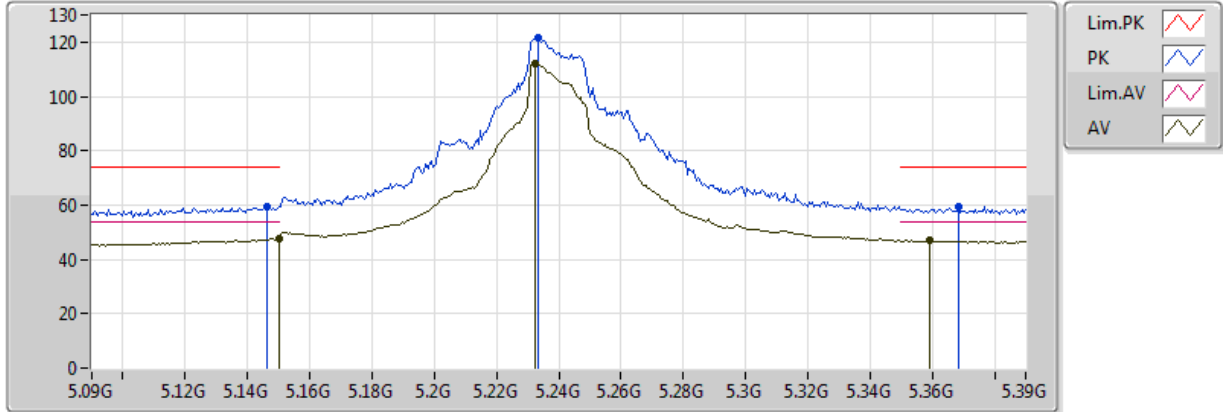
EUT_Z_4TX
 Setting 98
 03-J-1
 FSP

Type	Freq (Hz)	Level (dBuV/m)	Limit (dBuV/m)	Margin (dB)	Factor (dB)	Dist (m)	Condition	Azimuth (°)	Height (m)	Comments
PK	15.59876G	58.33	74.00	-15.67	15.97	3	Horizontal	337	2.99	-
AV	15.59396G	45.18	54.00	-8.82	15.99	3	Horizontal	337	2.99	-

802.11ac VHT20-BF_Nss1,(MCS0)_4TX

5240MHz_TX

10/04/2018



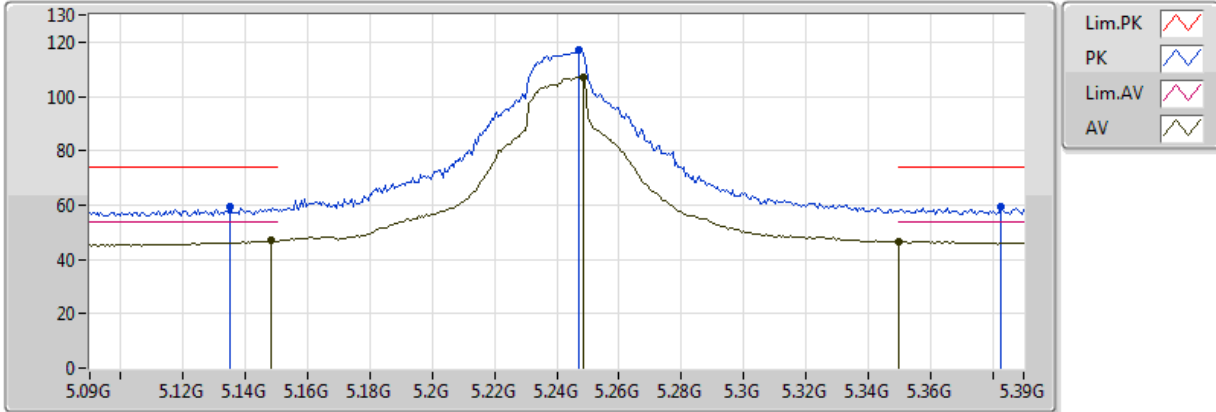
EUT_Z_4TX
Setting 100
03-J-1-10
FSP

Type	Freq (Hz)	Level (dBuV/m)	Limit (dBuV/m)	Margin (dB)	Factor (dB)	Dist (m)	Condition	Azimuth (°)	Height (m)	Comments
PK	5.1464G	59.23	74.00	-14.77	5.74	3	Vertical	121	1.19	-
AV	5.149995G	47.68	54.00	-6.32	5.76	3	Vertical	121	1.19	-
PK	5.2334G	121.48	Inf	-Inf	6.02	3	Vertical	121	1.19	-
AV	5.2322G	112.28	Inf	-Inf	6.01	3	Vertical	121	1.19	-
PK	5.3684G	59.39	74.00	-14.61	6.23	3	Vertical	121	1.19	-
AV	5.3594G	46.98	54.00	-7.02	6.22	3	Vertical	121	1.19	-

802.11ac VHT20-BF_Nss1,(MCS0)_4TX

5240MHz_TX

10/04/2018



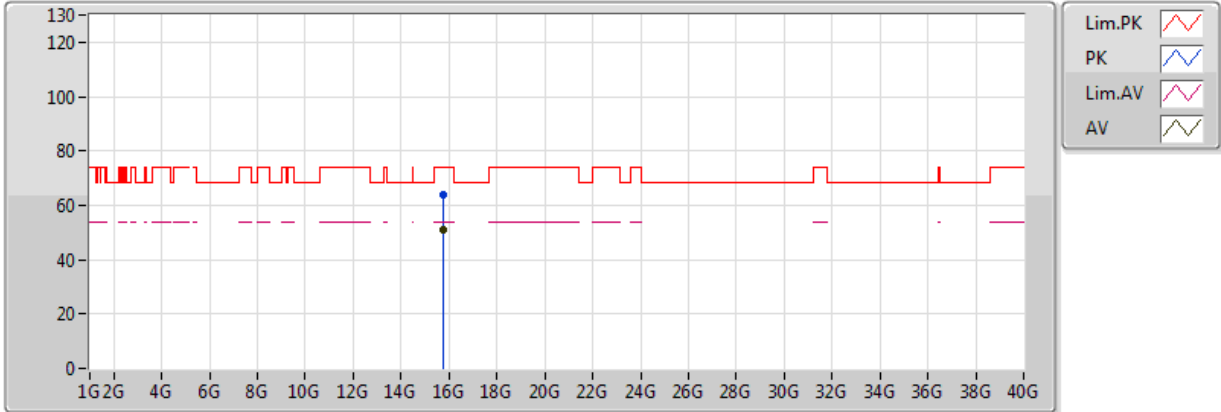
EUT_Z_4TX
 Setting 100
 03-J-1-10
 FSP

Type	Freq (Hz)	Level (dBuV/m)	Limit (dBuV/m)	Margin (dB)	Factor (dB)	Dist (m)	Condition	Azimuth (°)	Height (m)	Comments
PK	5.135G	59.44	74.00	-14.56	5.69	3	Horizontal	356	2.38	-
AV	5.1482G	46.85	54.00	-7.15	5.76	3	Horizontal	356	2.38	-
PK	5.2472G	116.92	Inf	-Inf	6.04	3	Horizontal	356	2.38	-
AV	5.2484G	107.11	Inf	-Inf	6.04	3	Horizontal	356	2.38	-
PK	5.3828G	59.53	74.00	-14.47	6.26	3	Horizontal	356	2.38	-
AV	5.350005G	46.70	54.00	-7.30	6.20	3	Horizontal	356	2.38	-

802.11ac VHT20-BF_Nss1,(MCS0)_4TX

5240MHz_TX

10/04/2018



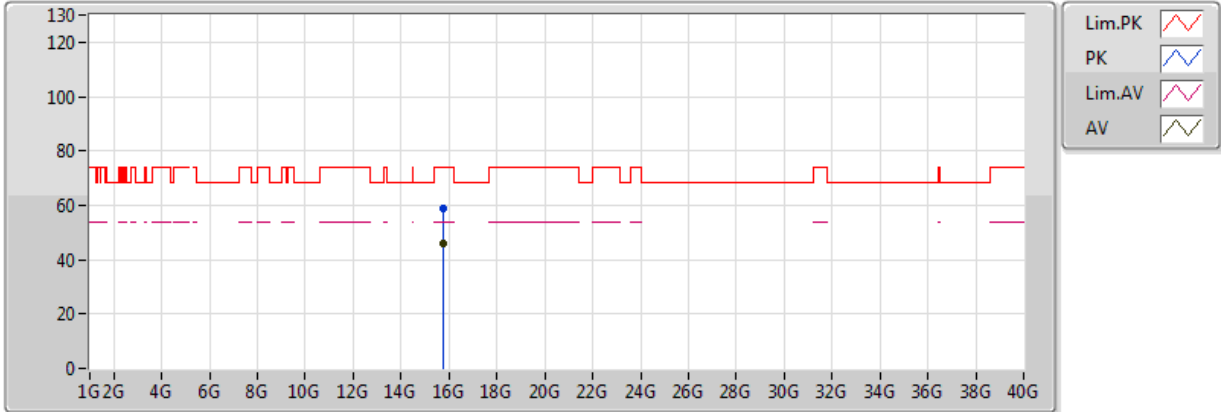
EUT_Z_4TX
Setting 100
03-J-1
FSP

Type	Freq (Hz)	Level (dBuV/m)	Limit (dBuV/m)	Margin (dB)	Factor (dB)	Dist (m)	Condition	Azimuth (°)	Height (m)	Comments
PK	15.73536G	63.84	74.00	-10.16	15.50	3	Vertical	180	2.89	-
AV	15.73128G	50.77	54.00	-3.23	15.52	3	Vertical	180	2.89	-

802.11ac VHT20-BF_Nss1,(MCS0)_4TX

5240MHz_TX

10/04/2018



EUT_Z_4TX
Setting 100
03-J-1
FSP

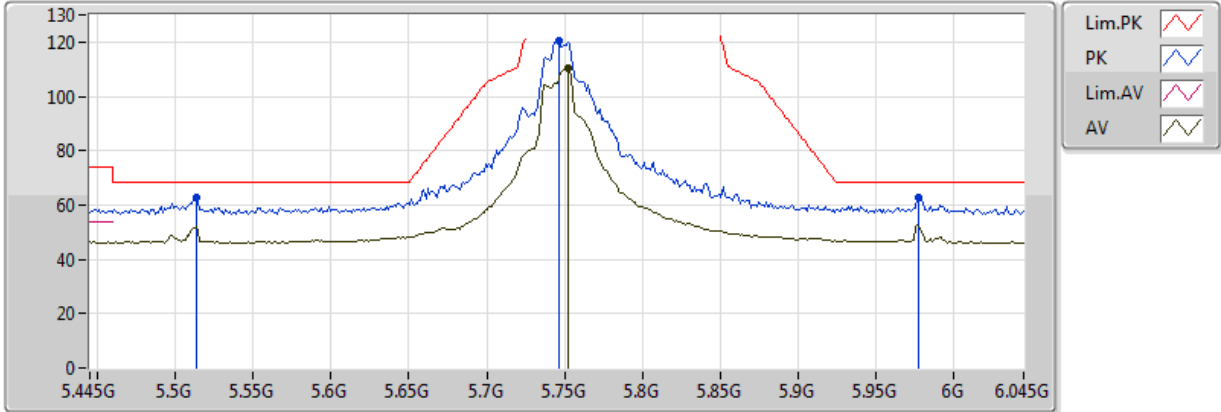
Type	Freq (Hz)	Level (dBuV/m)	Limit (dBuV/m)	Margin (dB)	Factor (dB)	Dist (m)	Condition	Azimuth (°)	Height (m)	Comments
PK	15.73524G	59.04	74.00	-14.96	15.50	3	Horizontal	226	1.50	-
AV	15.74544G	46.01	54.00	-7.99	15.47	3	Horizontal	226	1.50	-



802.11ac VHT20-BF_Nss1,(MCS0)_4TX

5745MHz_TX

10/04/2018



EUT_Z_4TX
Setting 97
03-J-1-10
FSP

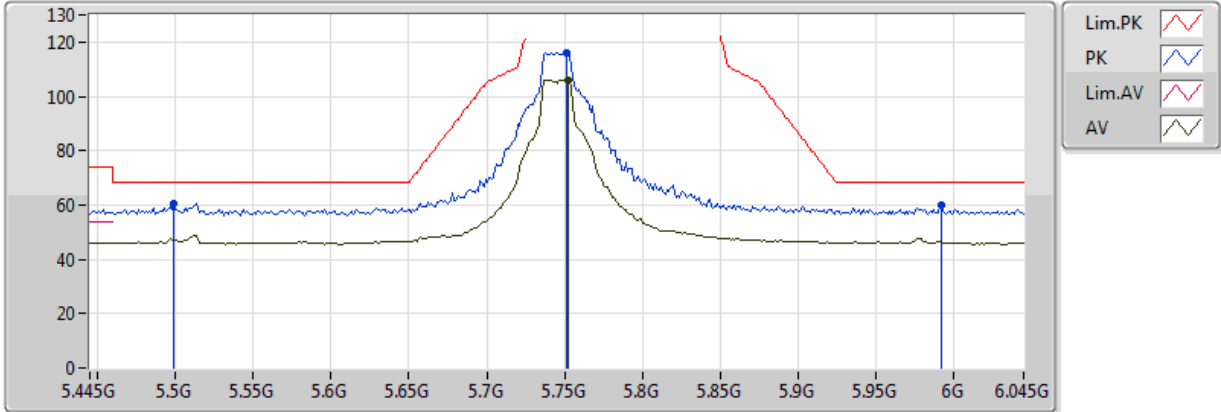
Type	Freq (Hz)	Level (dBuV/m)	Limit (dBuV/m)	Margin (dB)	Factor (dB)	Dist (m)	Condition	Azimuth (°)	Height (m)	Comments
PK	5.5134G	63.01	68.20	-5.19	6.42	3	Vertical	275	2.57	-
PK	5.7462G	120.48	Inf	-Inf	6.76	3	Vertical	275	2.57	-
AV	5.7522G	110.24	Inf	-Inf	6.78	3	Vertical	275	2.57	-
PK	5.9778G	62.53	68.20	-5.67	6.77	3	Vertical	275	2.57	-



802.11ac VHT20-BF_Nss1,(MCS0)_4TX

5745MHz_TX

10/04/2018



EUT_Z_4TX
Setting 97
03-J-1-10
FSP

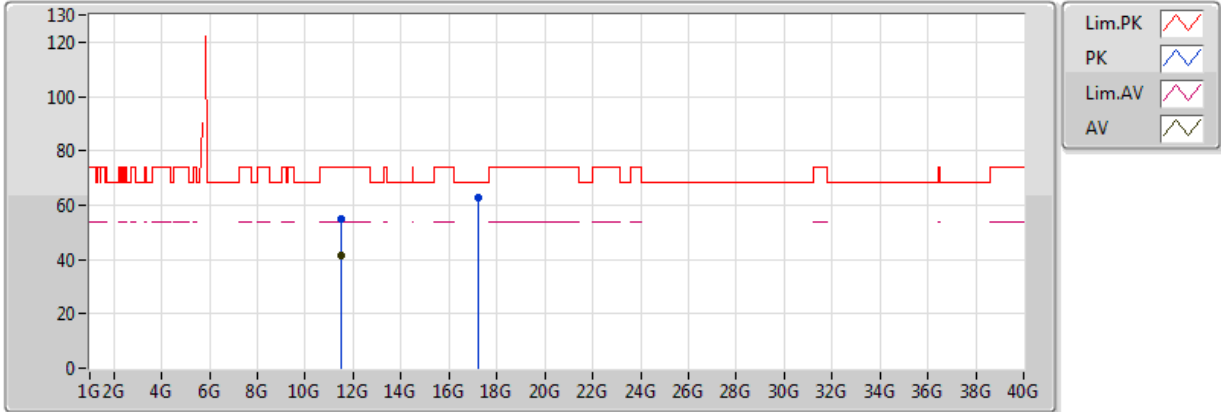
Type	Freq (Hz)	Level (dBuV/m)	Limit (dBuV/m)	Margin (dB)	Factor (dB)	Dist (m)	Condition	Azimuth (°)	Height (m)	Comments
PK	5.499G	60.29	68.20	-7.91	6.43	3	Horizontal	263	2.22	-
PK	5.751G	116.26	Inf	-Inf	6.77	3	Horizontal	263	2.22	-
AV	5.7522G	106.13	Inf	-Inf	6.78	3	Horizontal	263	2.22	-
PK	5.9922G	60.15	68.20	-8.05	6.76	3	Horizontal	263	2.22	-



802.11ac VHT20-BF_Nss1,(MCS0)_4TX

5745MHz_TX

10/04/2018



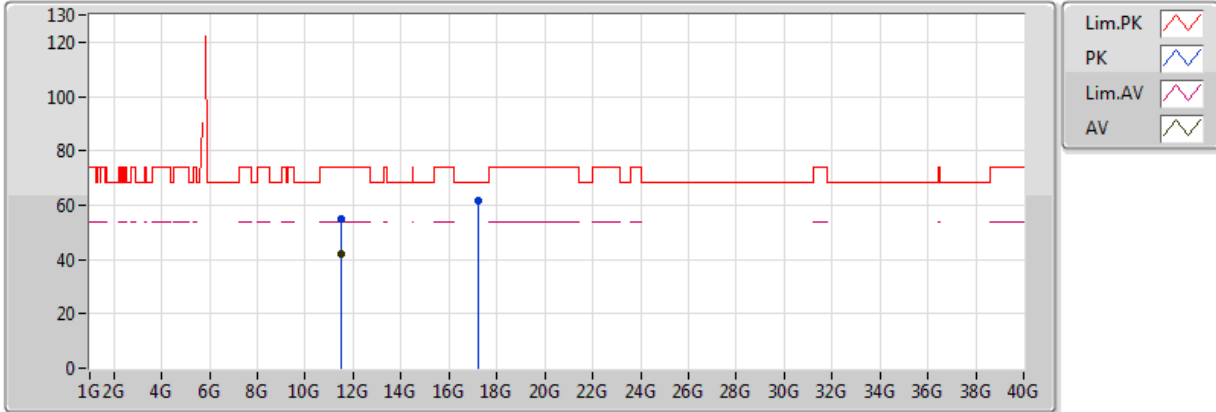
EUT_Z_4TX
Setting 97
03-J-1
FSP

Type	Freq (Hz)	Level (dBuV/m)	Limit (dBuV/m)	Margin (dB)	Factor (dB)	Dist (m)	Condition	Azimuth (°)	Height (m)	Comments
PK	11.49068G	54.90	74.00	-19.10	14.52	3	Vertical	252	2.38	-
AV	11.48324G	41.72	54.00	-12.28	14.52	3	Vertical	252	2.38	-
PK	17.2437G	62.52	68.20	-5.68	19.65	3	Vertical	273	2.37	-

802.11ac VHT20-BF_Nss1,(MCS0)_4TX

5745MHz_TX

10/04/2018



EUT_Z_4TX
 Setting 97
 03-J-1
 FSP

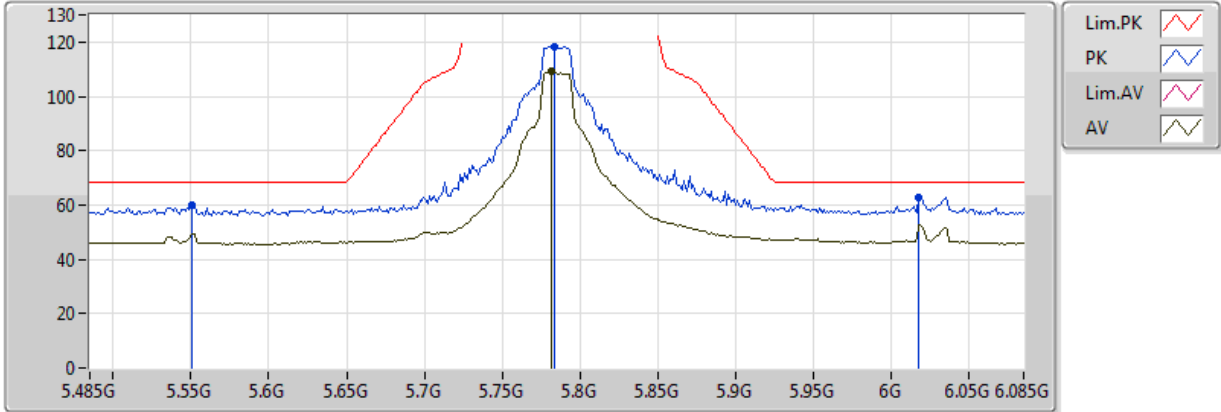
Type	Freq (Hz)	Level (dBuV/m)	Limit (dBuV/m)	Margin (dB)	Factor (dB)	Dist (m)	Condition	Azimuth (°)	Height (m)	Comments
PK	11.4719G	54.71	74.00	-19.29	14.50	3	Horizontal	140	2.15	-
AV	11.5065G	41.76	54.00	-12.24	14.54	3	Horizontal	140	2.15	-
PK	17.24868G	61.78	68.20	-6.42	19.68	3	Horizontal	360	1.28	-



802.11ac VHT20-BF_Nss1,(MCS0)_4TX

5785MHz_TX

10/04/2018



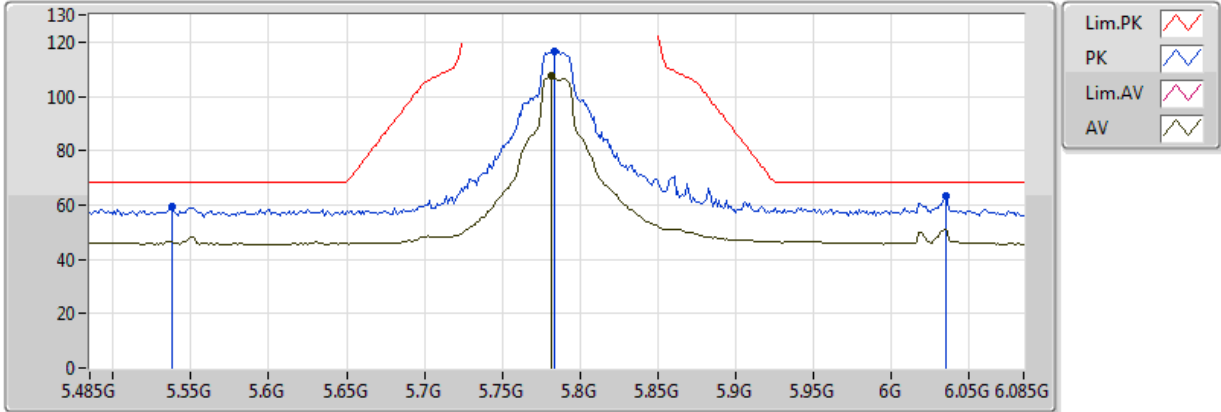
EUT_Z_4TX
 Setting 96
 03-J-1-10
 FSP

Type	Freq (Hz)	Level (dBuV/m)	Limit (dBuV/m)	Margin (dB)	Factor (dB)	Dist (m)	Condition	Azimuth (°)	Height (m)	Comments
PK	5.551G	59.94	68.20	-8.26	6.41	3	Vertical	260	2.32	-
PK	5.7838G	118.34	Inf	-Inf	6.85	3	Vertical	260	2.32	-
AV	5.7814G	109.01	Inf	-Inf	6.85	3	Vertical	260	2.32	-
PK	6.0178G	62.95	68.20	-5.25	6.78	3	Vertical	260	2.32	-

802.11ac VHT20-BF_Nss1,(MCS0)_4TX

5785MHz_TX

10/04/2018



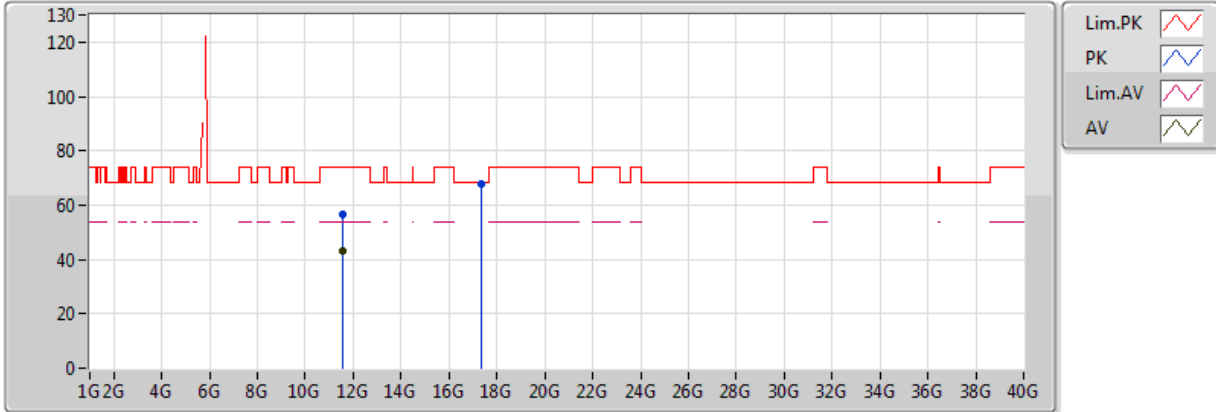
EUT_Z_4TX
Setting 96
03-J-1-10
FSP

Type	Freq (Hz)	Level (dBuV/m)	Limit (dBuV/m)	Margin (dB)	Factor (dB)	Dist (m)	Condition	Azimuth (°)	Height (m)	Comments
PK	5.5378G	59.56	68.20	-8.64	6.42	3	Horizontal	261	2.39	-
PK	5.7838G	116.49	Inf	-Inf	6.85	3	Horizontal	261	2.39	-
AV	5.7814G	107.61	Inf	-Inf	6.85	3	Horizontal	261	2.39	-
PK	6.0346G	63.05	68.20	-5.15	6.81	3	Horizontal	261	2.39	-

802.11ac VHT20-BF_Nss1,(MCS0)_4TX

5785MHz_TX

10/04/2018



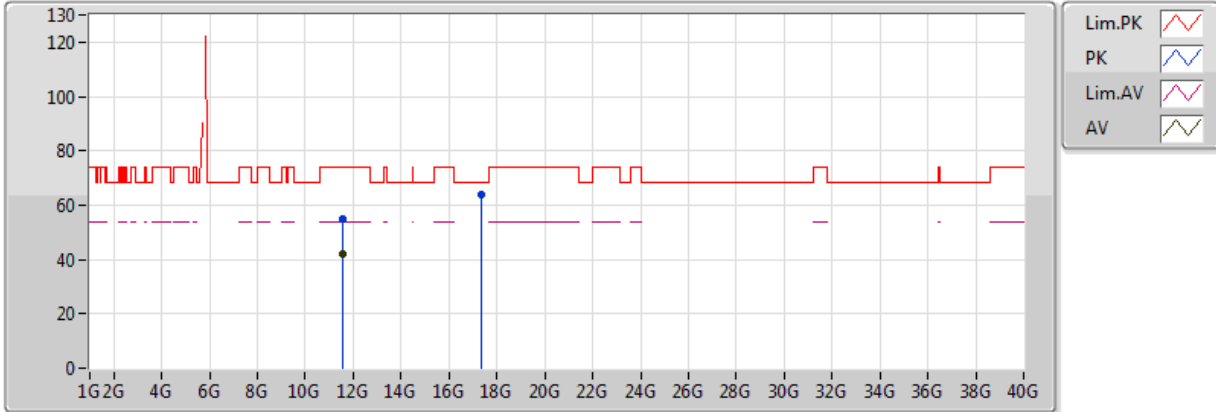
EUT_Z_4TX
 Setting 96
 03-J-1
 FSP

Type	Freq (Hz)	Level (dBuV/m)	Limit (dBuV/m)	Margin (dB)	Factor (dB)	Dist (m)	Condition	Azimuth (°)	Height (m)	Comments
PK	11.57144G	56.37	74.00	-17.63	14.61	3	Vertical	103	1.08	-
AV	11.57312G	42.93	54.00	-11.07	14.62	3	Vertical	103	1.08	-
PK	17.36952G	68.05	68.20	-0.15	20.37	3	Vertical	172	2.32	-

802.11ac VHT20-BF_Nss1,(MCS0)_4TX

5785MHz_TX

10/04/2018



EUT_Z_4TX
 Setting 96
 03-J-1
 FSP

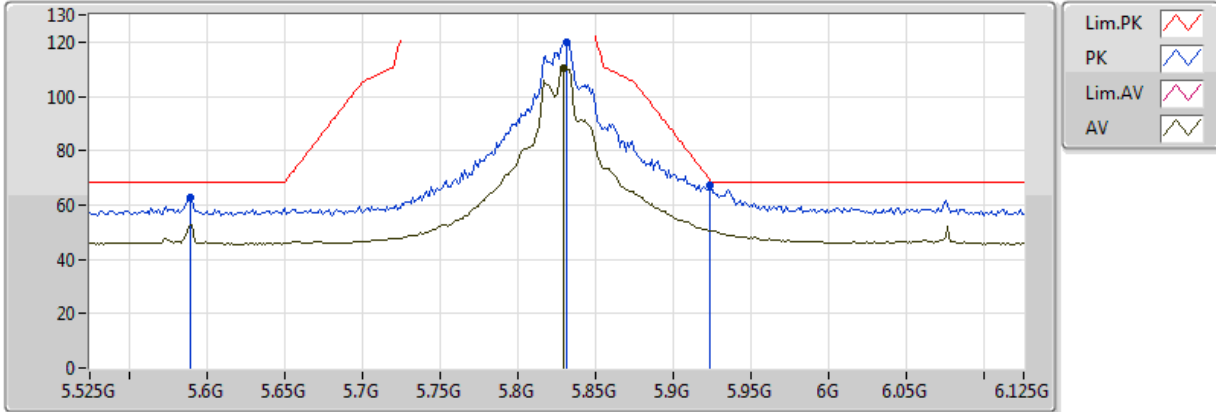
Type	Freq (Hz)	Level (dBuV/m)	Limit (dBuV/m)	Margin (dB)	Factor (dB)	Dist (m)	Condition	Azimuth (°)	Height (m)	Comments
PK	11.56766G	54.83	74.00	-19.17	14.61	3	Horizontal	272	1.50	-
AV	11.5787G	41.85	54.00	-12.15	14.62	3	Horizontal	272	1.50	-
PK	17.34324G	63.81	68.20	-4.39	20.22	3	Horizontal	287	1.50	-



802.11ac VHT20-BF_Nss1,(MCS0)_4TX

5825MHz_TX

10/04/2018



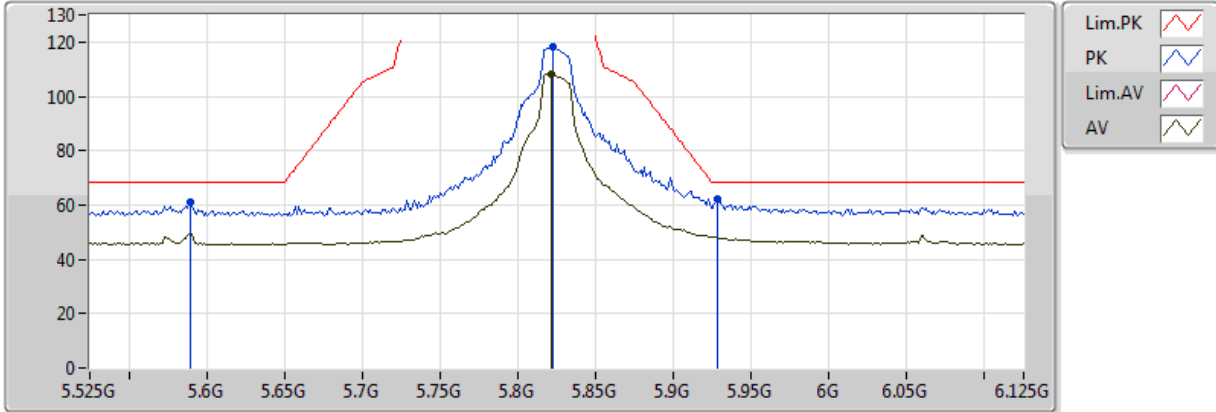
EUT_Z_4TX
 Setting 97
 03-J-1-10
 FSP

Type	Freq (Hz)	Level (dBuV/m)	Limit (dBuV/m)	Margin (dB)	Factor (dB)	Dist (m)	Condition	Azimuth (°)	Height (m)	Comments
PK	5.5898G	62.98	68.20	-5.22	6.40	3	Vertical	187	2.46	-
PK	5.831G	119.66	Inf	-Inf	6.87	3	Vertical	187	2.46	-
AV	5.8298G	110.21	Inf	-Inf	6.87	3	Vertical	187	2.46	-
PK	5.9234G	67.19	69.38	-2.19	6.80	3	Vertical	187	2.46	-

802.11ac VHT20-BF_Nss1,(MCS0)_4TX

5825MHz_TX

10/04/2018



EUT_Z_4TX
 Setting 97
 03-J-1-10
 FSP

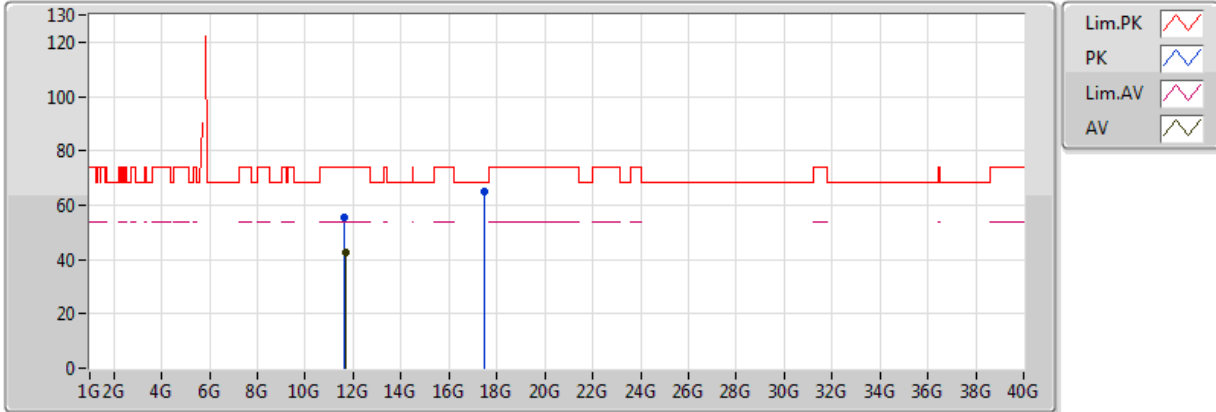
Type	Freq (Hz)	Level (dBuV/m)	Limit (dBuV/m)	Margin (dB)	Factor (dB)	Dist (m)	Condition	Azimuth (°)	Height (m)	Comments
PK	5.5898G	60.94	68.20	-7.26	6.40	3	Horizontal	263	2.40	-
PK	5.8226G	118.27	Inf	-Inf	6.87	3	Horizontal	263	2.40	-
AV	5.8214G	108.28	Inf	-Inf	6.88	3	Horizontal	263	2.40	-
PK	5.9282G	62.47	68.20	-5.73	6.81	3	Horizontal	263	2.40	-



802.11ac VHT20-BF_Nss1,(MCS0)_4TX

5825MHz_TX

10/04/2018



EUT_Z_4TX
 Setting 97
 03-J-1
 FSP

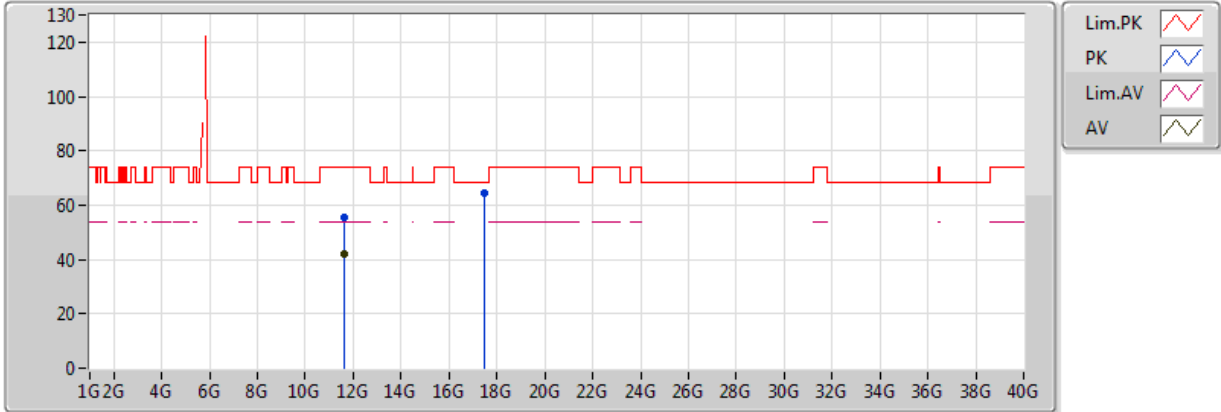
Type	Freq (Hz)	Level (dBuV/m)	Limit (dBuV/m)	Margin (dB)	Factor (dB)	Dist (m)	Condition	Azimuth (°)	Height (m)	Comments
PK	11.64754G	55.44	74.00	-18.56	14.70	3	Vertical	62	2.26	-
AV	11.65912G	42.64	54.00	-11.36	14.71	3	Vertical	62	2.26	-
PK	17.48034G	64.89	68.20	-3.31	21.00	3	Vertical	0	2.24	-



802.11ac VHT20-BF_Nss1,(MCS0)_4TX

5825MHz_TX

10/04/2018



EUT_Z_4TX
 Setting 97
 03-J-1
 FSP

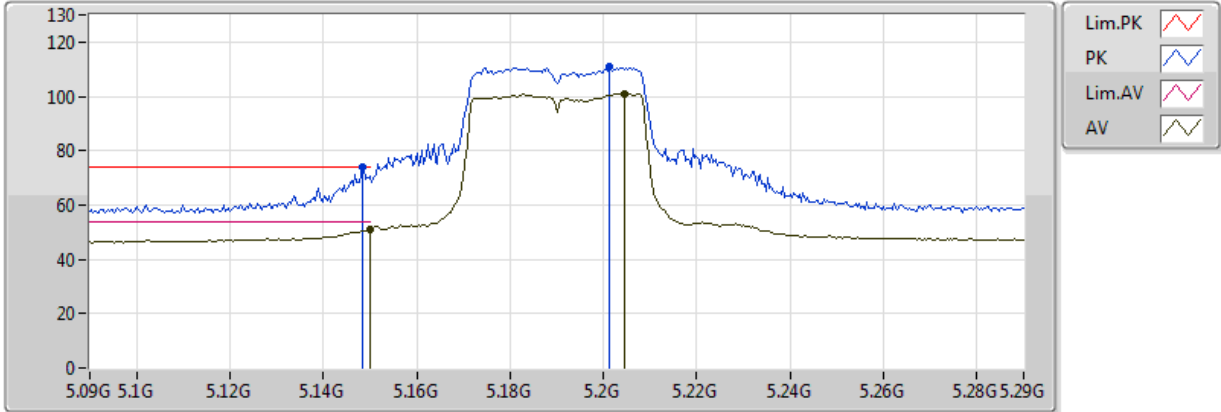
Type	Freq (Hz)	Level (dBuV/m)	Limit (dBuV/m)	Margin (dB)	Factor (dB)	Dist (m)	Condition	Azimuth (°)	Height (m)	Comments
PK	11.64712G	55.63	74.00	-18.37	14.70	3	Horizontal	141	2.47	-
AV	11.64118G	41.84	54.00	-12.16	14.69	3	Horizontal	141	2.47	-
PK	17.4717G	64.34	68.20	-3.86	20.95	3	Horizontal	46	2.41	-



802.11ac VHT40-BF_Nss1,(MCS0)_4TX

5190MHz_TX

10/04/2018



EUT_Z_4TX
 Setting 63
 03-J-1-10
 FSP

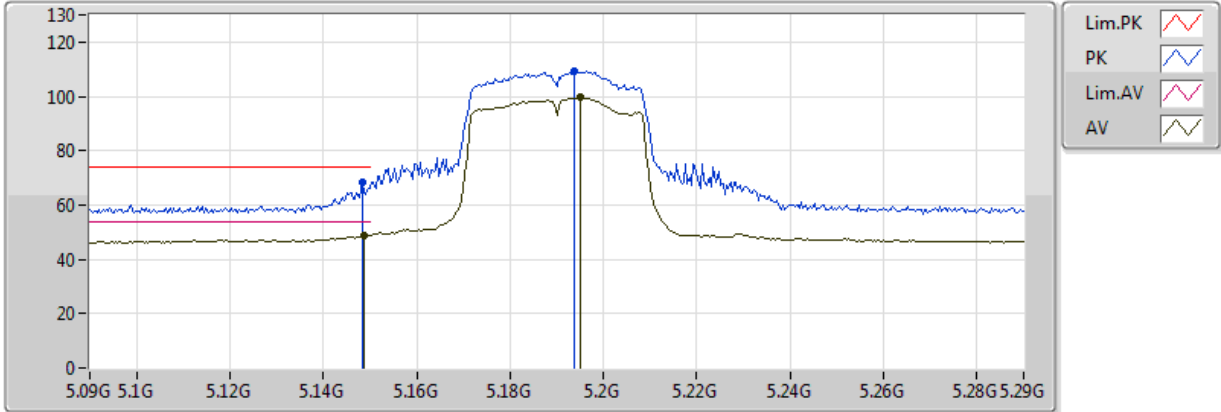
Type	Freq (Hz)	Level (dBuV/m)	Limit (dBuV/m)	Margin (dB)	Factor (dB)	Dist (m)	Condition	Azimuth (°)	Height (m)	Comments
PK	5.1484G	73.90	74.00	-0.10	5.76	3	Vertical	180	2.75	-
AV	5.149995G	51.22	54.00	-2.78	5.76	3	Vertical	180	2.75	-
PK	5.2012G	110.85	Inf	-Inf	5.96	3	Vertical	180	2.75	-
AV	5.2044G	101.00	Inf	-Inf	5.97	3	Vertical	180	2.75	-



802.11ac VHT40-BF_Nss1,(MCS0)_4TX

5190MHz_TX

10/04/2018



EUT_Z_4TX
 Setting 63
 03-J-1-10
 FSP

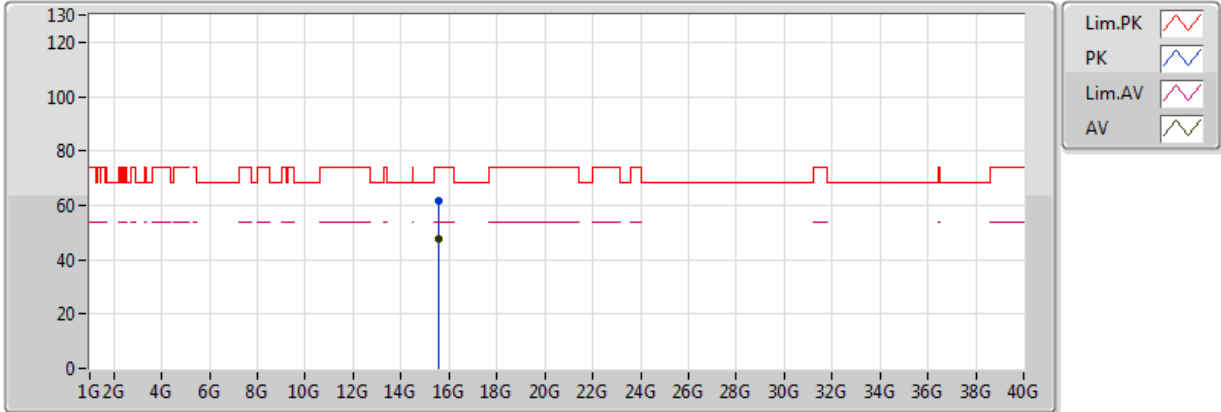
Type	Freq (Hz)	Level (dBuV/m)	Limit (dBuV/m)	Margin (dB)	Factor (dB)	Dist (m)	Condition	Azimuth (°)	Height (m)	Comments
PK	5.1484G	68.27	74.00	-5.73	5.76	3	Horizontal	275	243	-
AV	5.1488G	48.70	54.00	-5.30	5.76	3	Horizontal	275	243	-
PK	5.1936G	109.50	Inf	-Inf	5.93	3	Horizontal	275	243	-
AV	5.1952G	99.80	Inf	-Inf	5.94	3	Horizontal	275	243	-



802.11ac VHT40-BF_Nss1,(MCS0)_4TX

5190MHz_TX

10/04/2018



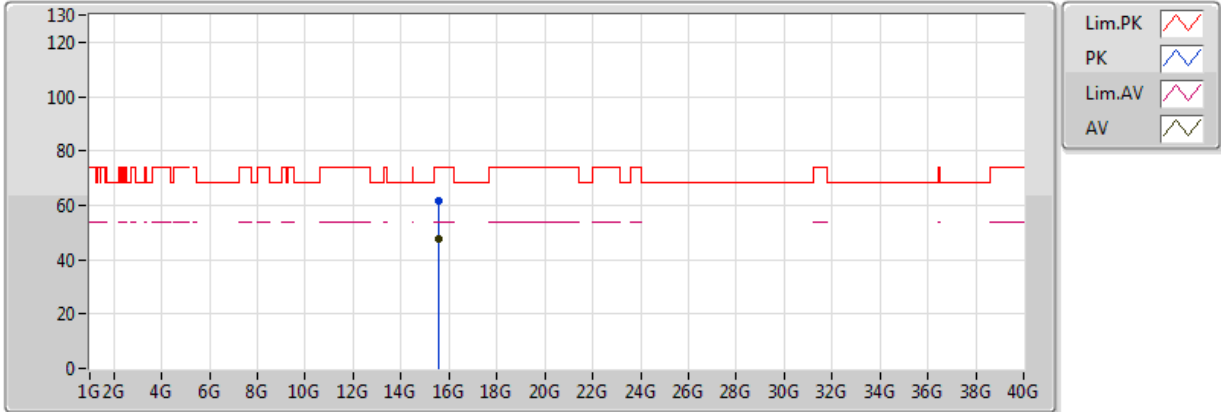
EUT_Z_4TX
 Setting 63
 03-J-1
 FSP

Type	Freq (Hz)	Level (dBuV/m)	Limit (dBuV/m)	Margin (dB)	Factor (dB)	Dist (m)	Condition	Azimuth (°)	Height (m)	Comments
PK	15.57624G	61.58	74.00	-12.42	16.05	3	Vertical	199	1.55	-
AV	15.56424G	47.80	54.00	-6.20	16.09	3	Vertical	199	1.55	-

802.11ac VHT40-BF_Nss1,(MCS0)_4TX

5190MHz_TX

10/04/2018



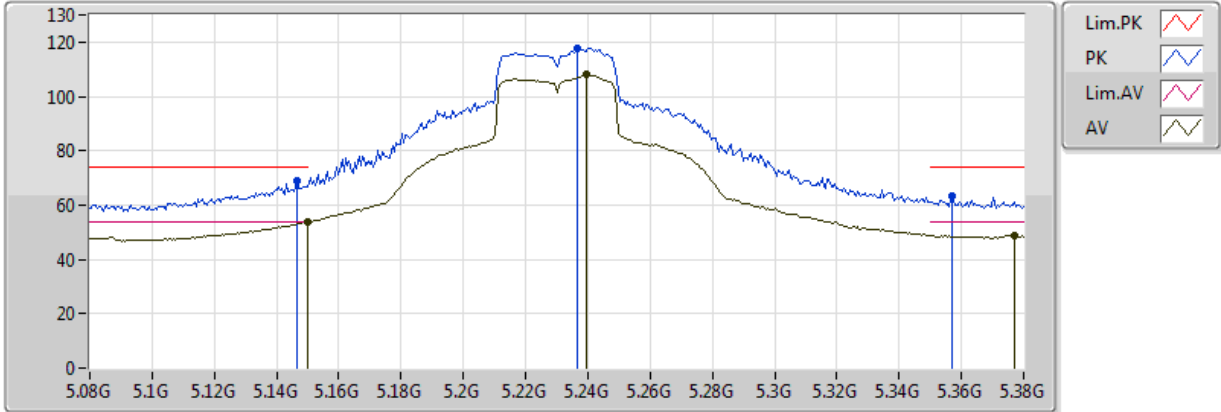
EUT_Z_4TX
 Setting 63
 03-J-1
 FSP

Type	Freq (Hz)	Level (dBuV/m)	Limit (dBuV/m)	Margin (dB)	Factor (dB)	Dist (m)	Condition	Azimuth (°)	Height (m)	Comments
PK	15.58188G	61.69	74.00	-12.31	16.03	3	Horizontal	318	2.28	-
AV	15.57906G	47.37	54.00	-6.63	16.04	3	Horizontal	318	2.28	-

802.11ac VHT40-BF_Nss1,(MCS0)_4TX

5230MHz_TX

10/04/2018



EUT_Z_4TX
Setting 92
03-J-1-10
FSP

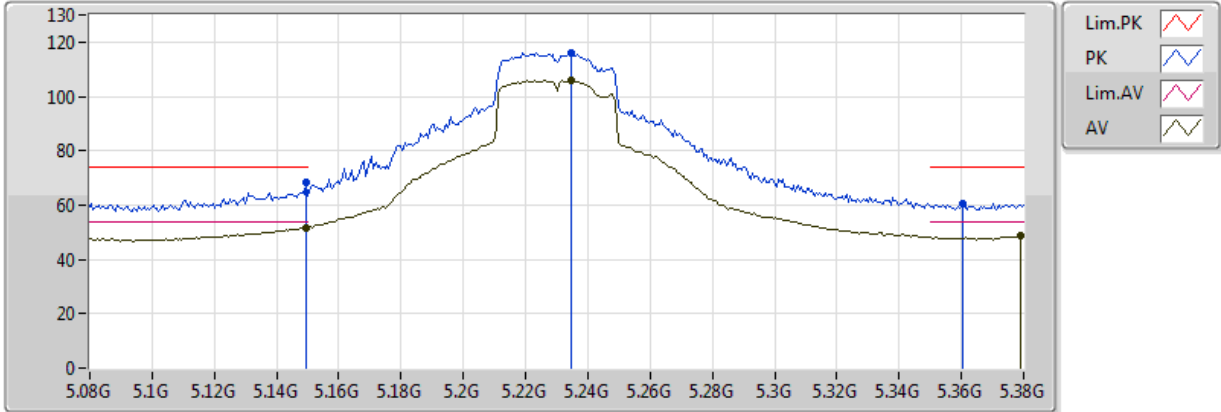
Type	Freq (Hz)	Level (dBuV/m)	Limit (dBuV/m)	Margin (dB)	Factor (dB)	Dist (m)	Condition	Azimuth (°)	Height (m)	Comments
PK	5.1466G	68.85	74.00	-5.15	5.74	3	Vertical	78	1.01	-
AV	5.149995G	53.92	54.00	-0.08	5.76	3	Vertical	78	1.01	-
PK	5.2366G	117.75	Inf	-Inf	6.02	3	Vertical	78	1.01	-
AV	5.2396G	107.97	Inf	-Inf	6.03	3	Vertical	78	1.01	-
PK	5.3572G	63.30	74.00	-10.70	6.21	3	Vertical	78	1.01	-
AV	5.377G	48.66	54.00	-5.34	6.25	3	Vertical	78	1.01	-



802.11ac VHT40-BF_Nss1,(MCS0)_4TX

5230MHz_TX

10/04/2018



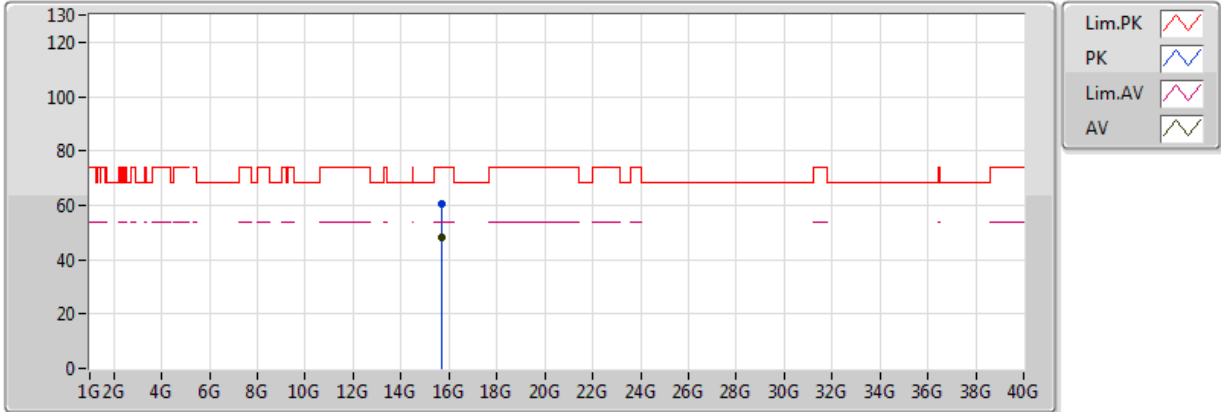
EUT_Z_4TX
Setting 92
03-J-1-10
FSP

Type	Freq (Hz)	Level (dBuV/m)	Limit (dBuV/m)	Margin (dB)	Factor (dB)	Dist (m)	Condition	Azimuth (°)	Height (m)	Comments
PK	5.1496G	68.57	74.00	-5.43	5.76	3	Horizontal	275	2.28	-
AV	5.1496G	51.64	54.00	-2.36	5.76	3	Horizontal	275	2.28	-
PK	5.2348G	116.17	Inf	-Inf	6.02	3	Horizontal	275	2.28	-
AV	5.2348G	105.97	Inf	-Inf	6.02	3	Horizontal	275	2.28	-
PK	5.3602G	60.27	74.00	-13.73	6.22	3	Horizontal	275	2.28	-
AV	5.3788G	48.51	54.00	-5.49	6.25	3	Horizontal	275	2.28	-

802.11ac VHT40-BF_Nss1,(MCS0)_4TX

5230MHz_TX

10/04/2018



EUT_Z_4TX
Setting 92
03-J-1
FSP

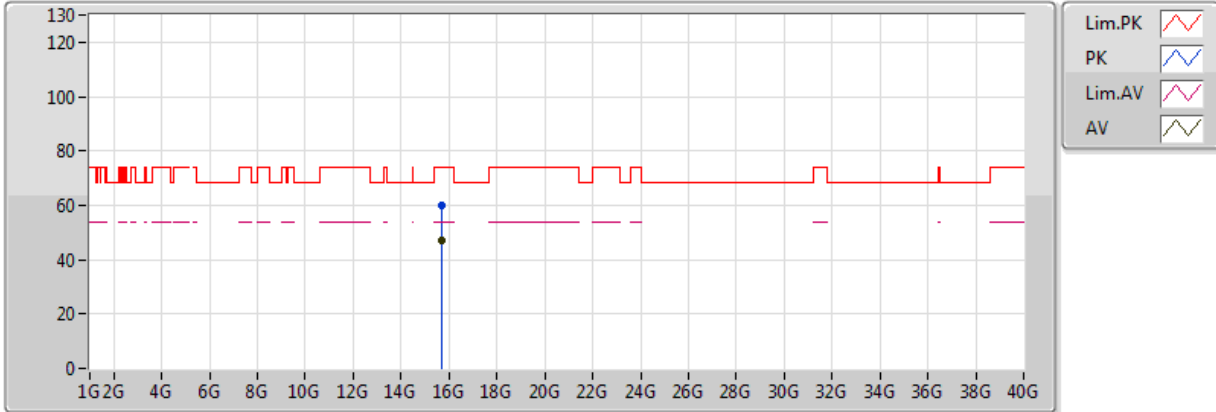
Type	Freq (Hz)	Level (dBuV/m)	Limit (dBuV/m)	Margin (dB)	Factor (dB)	Dist (m)	Condition	Azimuth (°)	Height (m)	Comments
PK	15.6917G	60.60	74.00	-13.40	15.65	3	Vertical	360	2.21	-
AV	15.6757G	47.97	54.00	-6.03	15.71	3	Vertical	360	2.21	-



802.11ac VHT40-BF_Nss1,(MCS0)_4TX

5230MHz_TX

10/04/2018



EUT_Z_4TX
 Setting 92
 03-J-1
 FSP

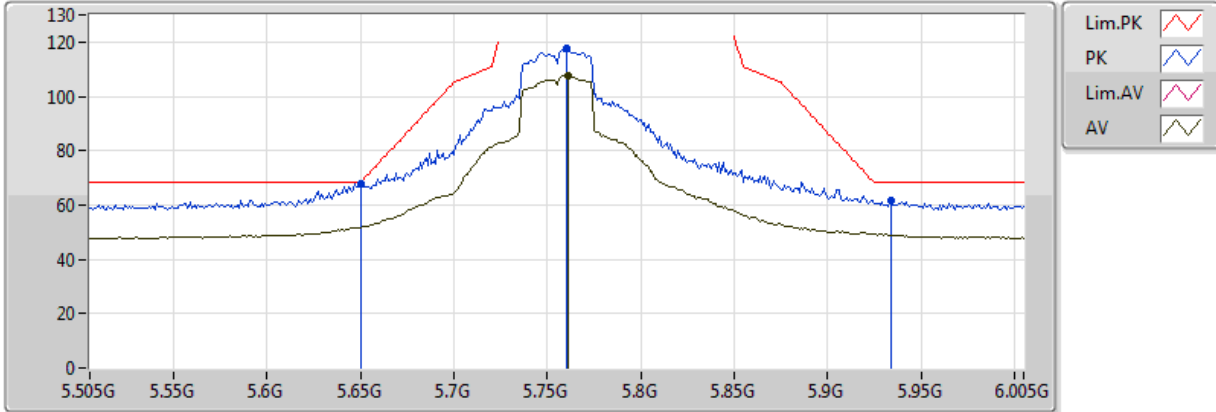
Type	Freq (Hz)	Level (dBuV/m)	Limit (dBuV/m)	Margin (dB)	Factor (dB)	Dist (m)	Condition	Azimuth (°)	Height (m)	Comments
PK	15.6779G	60.22	74.00	-13.78	15.70	3	Horizontal	302	2.08	-
AV	15.6695G	46.83	54.00	-7.17	15.73	3	Horizontal	302	2.08	-



802.11ac VHT40-BF_Nss1,(MCS0)_4TX

5755MHz_TX

10/04/2018



EUT_Z_4TX
Setting 90
03-J-1-10
FSP

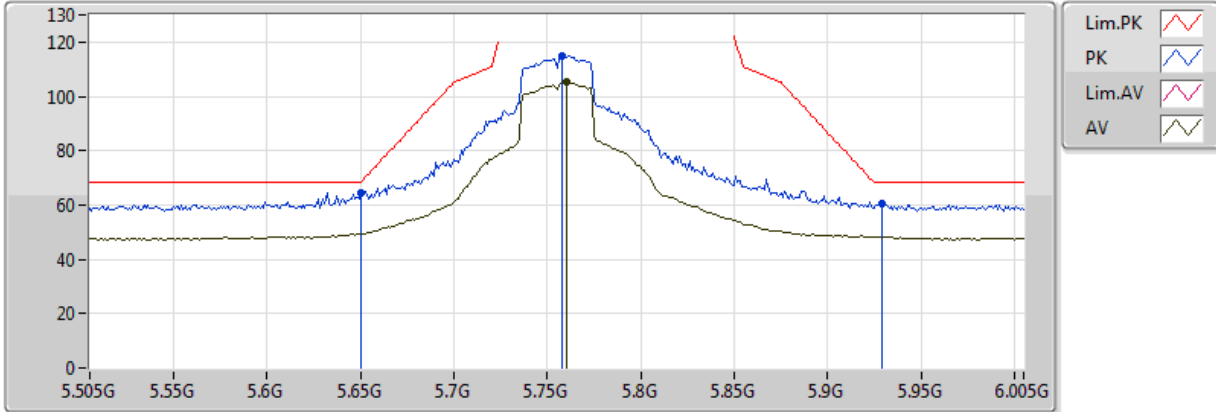
Type	Freq (Hz)	Level (dBuV/m)	Limit (dBuV/m)	Margin (dB)	Factor (dB)	Dist (m)	Condition	Azimuth (°)	Height (m)	Comments
PK	5.65G	68.02	68.20	-0.18	6.53	3	Vertical	262	2.43	-
PK	5.76G	117.54	Inf	-Inf	6.79	3	Vertical	262	2.43	-
AV	5.761G	107.47	Inf	-Inf	6.80	3	Vertical	262	2.43	-
PK	5.934G	61.76	68.20	-6.44	6.80	3	Vertical	262	2.43	-



802.11ac VHT40-BF_Nss1,(MCS0)_4TX

5755MHz_TX

10/04/2018



EUT_Z_4TX
 Setting 90
 03-J-1-10
 FSP

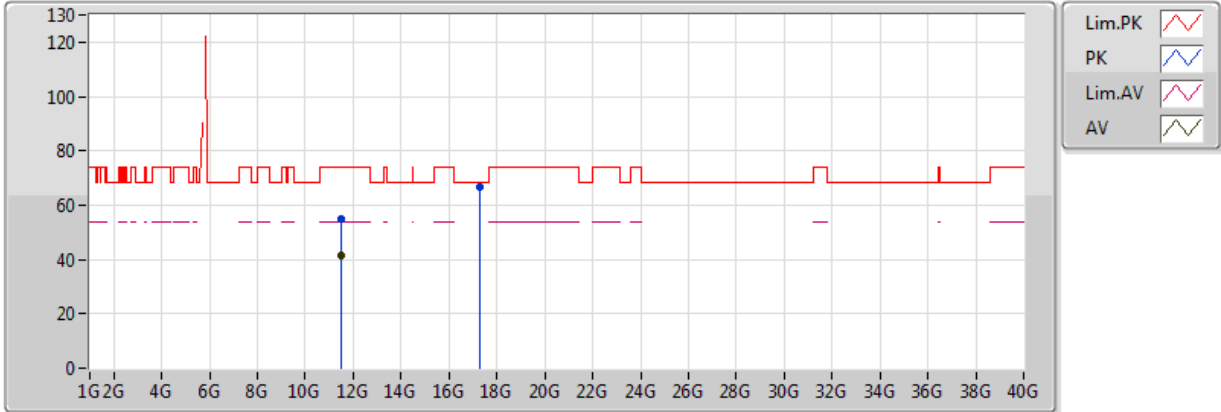
Type	Freq (Hz)	Level (dBuV/m)	Limit (dBuV/m)	Margin (dB)	Factor (dB)	Dist (m)	Condition	Azimuth (°)	Height (m)	Comments
PK	5.65G	64.61	68.20	-3.59	6.53	3	Horizontal	264	2.56	-
PK	5.758G	114.78	Inf	-Inf	6.79	3	Horizontal	264	2.56	-
AV	5.76G	105.43	Inf	-Inf	6.79	3	Horizontal	264	2.56	-
PK	5.929G	60.67	68.20	-7.53	6.81	3	Horizontal	264	2.56	-



802.11ac VHT40-BF_Nss1,(MCS0)_4TX

5755MHz_TX

10/04/2018



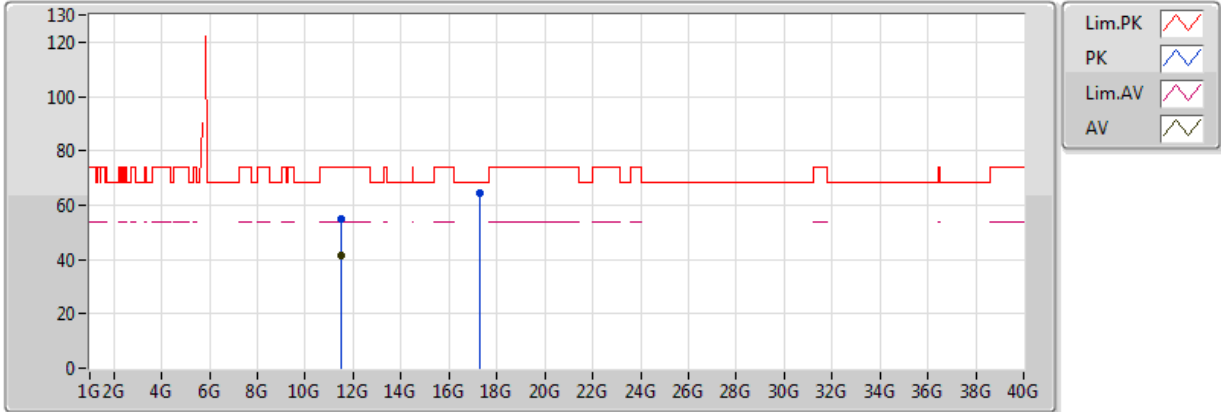
EUT_Z_4TX
 Setting 90
 03-J-1
 FSP

Type	Freq (Hz)	Level (dBuV/m)	Limit (dBuV/m)	Margin (dB)	Factor (dB)	Dist (m)	Condition	Azimuth (°)	Height (m)	Comments
PK	11.4998G	55.11	74.00	-18.89	14.53	3	Vertical	242	2.22	-
AV	11.51756G	41.57	54.00	-12.43	14.55	3	Vertical	242	2.22	-
PK	17.27442G	66.92	68.20	-1.28	19.83	3	Vertical	175	2.99	-

802.11ac VHT40-BF_Nss1,(MCS0)_4TX

5755MHz_TX

10/04/2018



EUT_Z_4TX
Setting 90
03-J-1
FSP

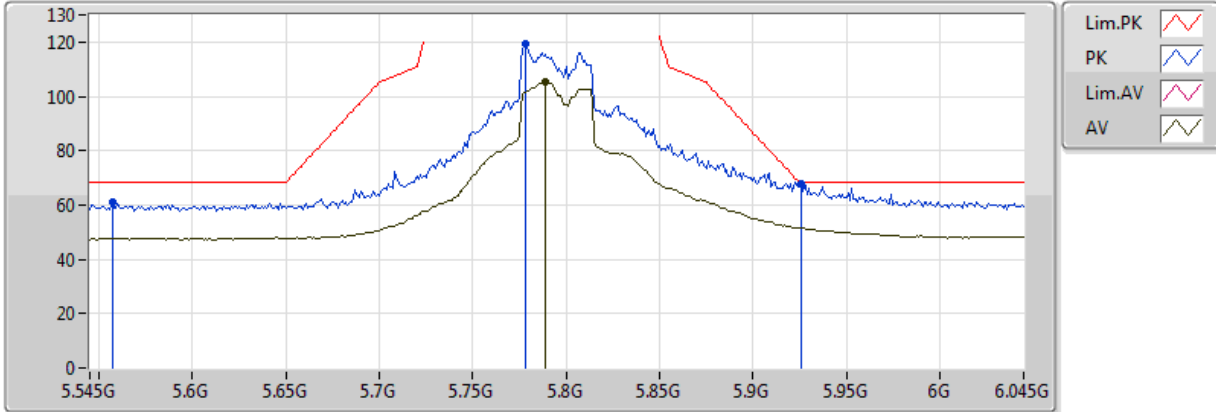
Type	Freq (Hz)	Level (dBuV/m)	Limit (dBuV/m)	Margin (dB)	Factor (dB)	Dist (m)	Condition	Azimuth (°)	Height (m)	Comments
PK	11.5082G	54.76	74.00	-19.24	14.54	3	Horizontal	59	1.89	-
AV	11.5226G	41.47	54.00	-12.53	14.56	3	Horizontal	59	1.89	-
PK	17.25696G	64.47	68.20	-3.73	19.73	3	Horizontal	155	2.05	-



802.11ac VHT40-BF_Nss1,(MCS0)_4TX

5795MHz_TX

10/04/2018



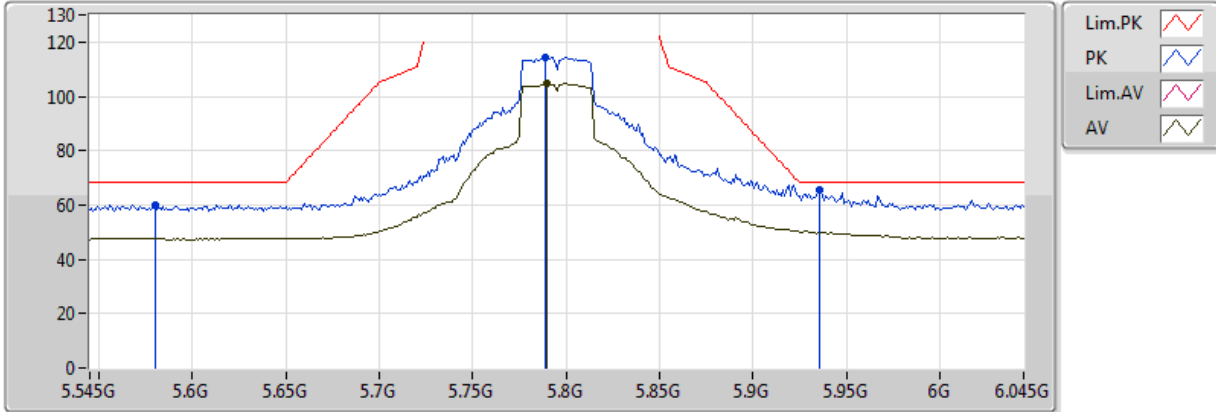
EUT_Z_4TX
 Setting 89
 03-J-1-10
 FSP

Type	Freq (Hz)	Level (dBuV/m)	Limit (dBuV/m)	Margin (dB)	Factor (dB)	Dist (m)	Condition	Azimuth (°)	Height (m)	Comments
PK	5.557G	60.83	68.20	-7.37	6.41	3	Vertical	149	2.32	-
PK	5.778G	119.49	Inf	-Inf	6.84	3	Vertical	149	2.32	-
AV	5.789G	105.19	Inf	-Inf	6.86	3	Vertical	149	2.32	-
PK	5.926G	68.05	68.20	-0.15	6.81	3	Vertical	149	2.32	-

802.11ac VHT40-BF_Nss1,(MCS0)_4TX

5795MHz_TX

10/04/2018



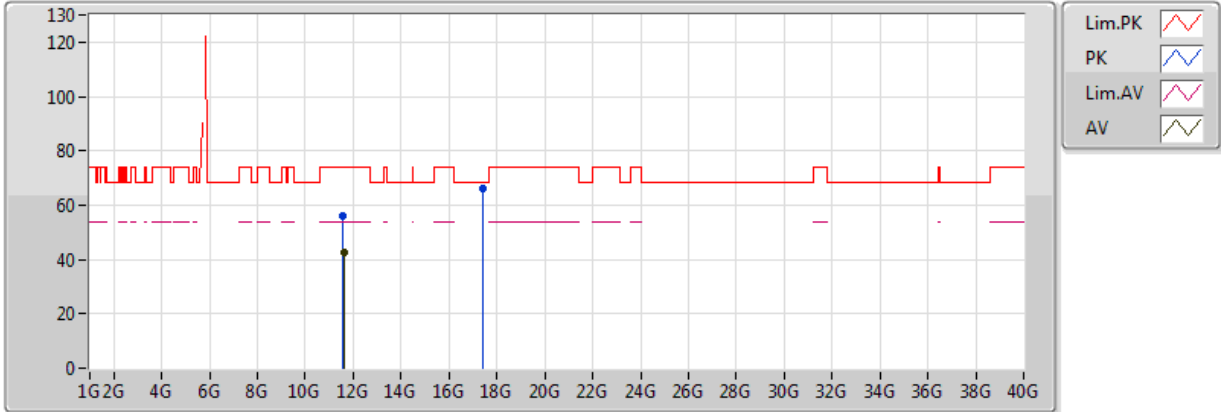
EUT_Z_4TX
 Setting 89
 03-J-1-10
 FSP

Type	Freq (Hz)	Level (dBuV/m)	Limit (dBuV/m)	Margin (dB)	Factor (dB)	Dist (m)	Condition	Azimuth (°)	Height (m)	Comments
PK	5.58G	60.10	68.20	-8.10	6.41	3	Horizontal	264	2.32	-
PK	5.789G	114.59	Inf	-Inf	6.86	3	Horizontal	264	2.32	-
AV	5.79G	104.83	Inf	-Inf	6.87	3	Horizontal	264	2.32	-
PK	5.936G	65.45	68.20	-2.75	6.80	3	Horizontal	264	2.32	-

802.11ac VHT40-BF_Nss1,(MCS0)_4TX

5795MHz_TX

10/04/2018



EUT_Z_4TX
Setting 89
03-J-1
FSP

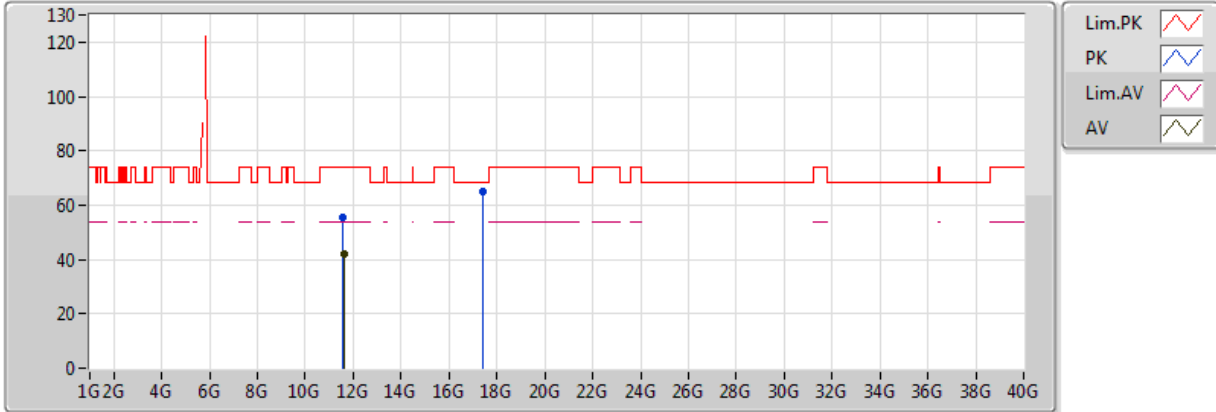
Type	Freq (Hz)	Level (dBuV/m)	Limit (dBuV/m)	Margin (dB)	Factor (dB)	Dist (m)	Condition	Azimuth (°)	Height (m)	Comments
PK	11.58456G	55.85	74.00	-18.15	14.63	3	Vertical	136	1.31	-
AV	11.59968G	42.38	54.00	-11.62	14.65	3	Vertical	136	1.31	-
PK	17.38708G	66.04	68.20	-2.16	20.47	3	Vertical	151	2.95	-



802.11ac VHT40-BF_Nss1,(MCS0)_4TX

5795MHz_TX

10/04/2018



EUT_Z_4TX
 Setting 89
 03-J-1
 FSP

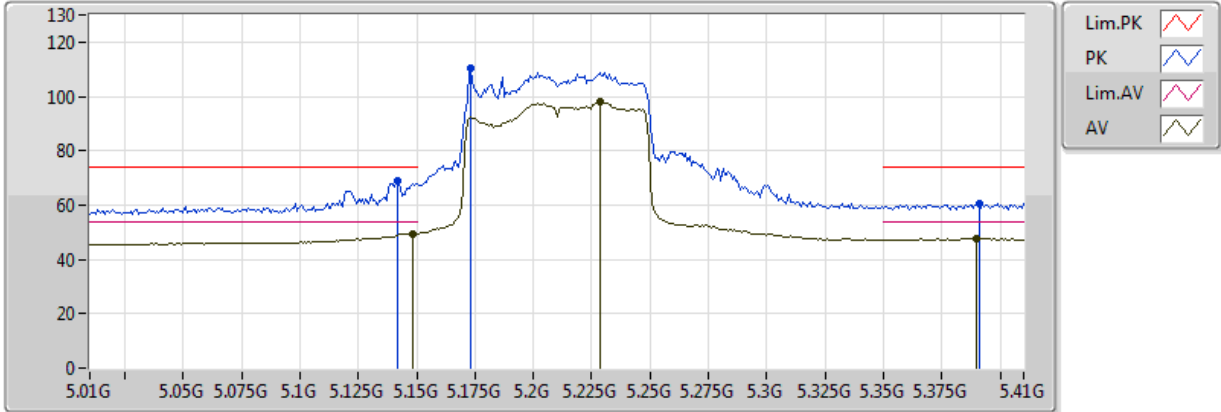
Type	Freq (Hz)	Level (dBuV/m)	Limit (dBuV/m)	Margin (dB)	Factor (dB)	Dist (m)	Condition	Azimuth (°)	Height (m)	Comments
PK	11.57G	55.49	74.00	-18.51	14.61	3	Horizontal	242	1.96	-
AV	11.60776G	42.08	54.00	-11.92	14.65	3	Horizontal	242	1.96	-
PK	17.3862G	65.11	68.20	-3.09	20.46	3	Horizontal	287	2.39	-



802.11ac VHT80-BF_Nss1,(MCS0)_4TX

5210MHz_TX

10/04/2018



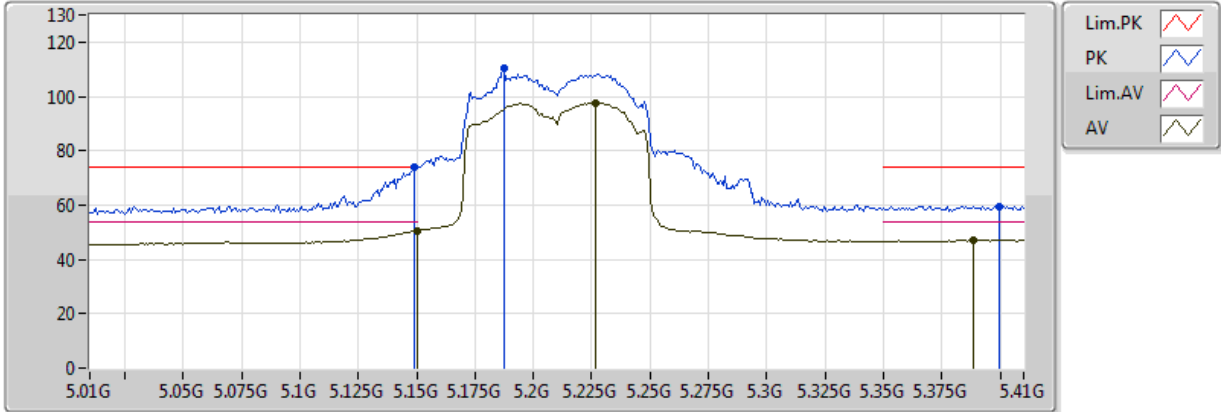
EUT_Z_4TX
Setting 61
03-J-1-10
FSP

Type	Freq (Hz)	Level (dBuV/m)	Limit (dBuV/m)	Margin (dB)	Factor (dB)	Dist (m)	Condition	Azimuth (°)	Height (m)	Comments
PK	5.142G	68.82	74.00	-5.18	5.73	3	Vertical	117	2.40	-
AV	5.1484G	49.53	54.00	-4.47	5.76	3	Vertical	117	2.40	-
PK	5.1732G	110.43	Inf	-Inf	5.85	3	Vertical	117	2.40	-
AV	5.2284G	98.15	Inf	-Inf	6.01	3	Vertical	117	2.40	-
PK	5.3908G	60.54	74.00	-13.46	6.27	3	Vertical	117	2.40	-
AV	5.39G	47.86	54.00	-6.14	6.27	3	Vertical	117	2.40	-

802.11ac VHT80-BF_Nss1,(MCS0)_4TX

5210MHz_TX

10/04/2018



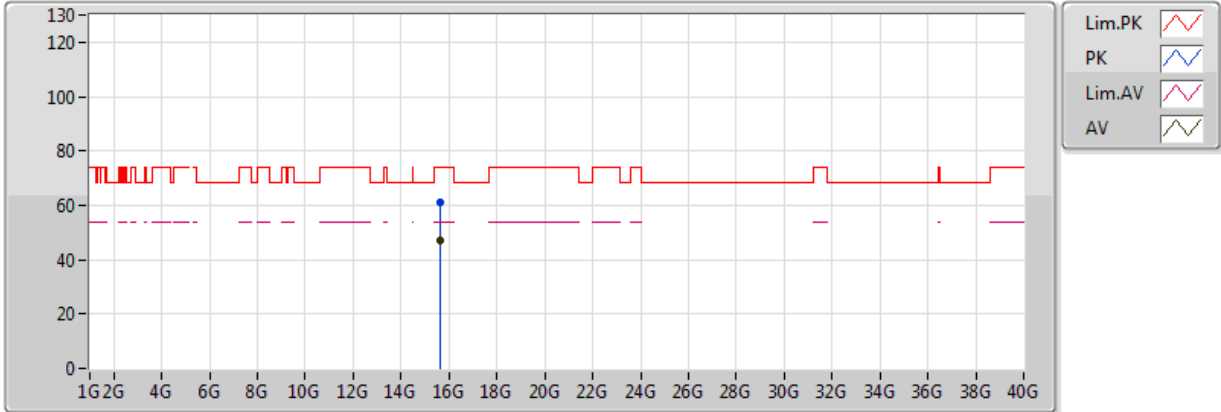
EUT_Z_4TX
Setting 61
03-J-1-10
FSP

Type	Freq (Hz)	Level (dBuV/m)	Limit (dBuV/m)	Margin (dB)	Factor (dB)	Dist (m)	Condition	Azimuth (°)	Height (m)	Comments
PK	5.1492G	73.78	74.00	-0.22	5.76	3	Horizontal	277	2.36	-
AV	5.149995G	50.65	54.00	-3.35	5.76	3	Horizontal	277	2.36	-
PK	5.1876G	110.33	Inf	-Inf	5.91	3	Horizontal	277	2.36	-
AV	5.2268G	97.75	Inf	-Inf	6.01	3	Horizontal	277	2.36	-
PK	5.3996G	59.60	74.00	-14.40	6.29	3	Horizontal	277	2.36	-
AV	5.3884G	47.12	54.00	-6.88	6.27	3	Horizontal	277	2.36	-

802.11ac VHT80-BF_Nss1,(MCS0)_4TX

5210MHz_TX

10/04/2018



EUT_Z_4TX
Setting 61
03-J-1
FSP

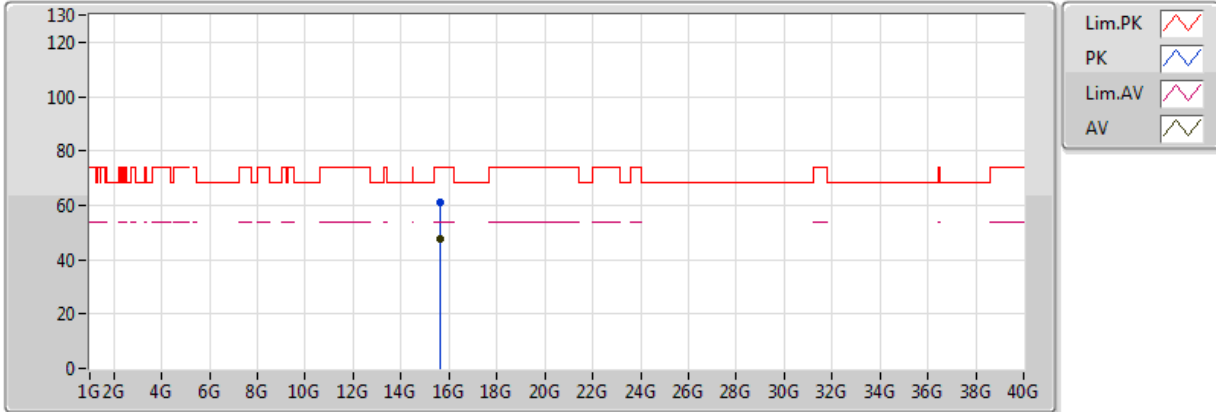
Type	Freq (Hz)	Level (dBuV/m)	Limit (dBuV/m)	Margin (dB)	Factor (dB)	Dist (m)	Condition	Azimuth (°)	Height (m)	Comments
PK	15.6113G	60.89	74.00	-13.11	15.93	3	Vertical	257	2.20	-
AV	15.6087G	47.31	54.00	-6.69	15.94	3	Vertical	257	2.20	-



802.11ac VHT80-BF_Nss1,(MCS0)_4TX

5210MHz_TX

10/04/2018



EUT_Z_4TX
 Setting 61
 03-J-1
 FSP

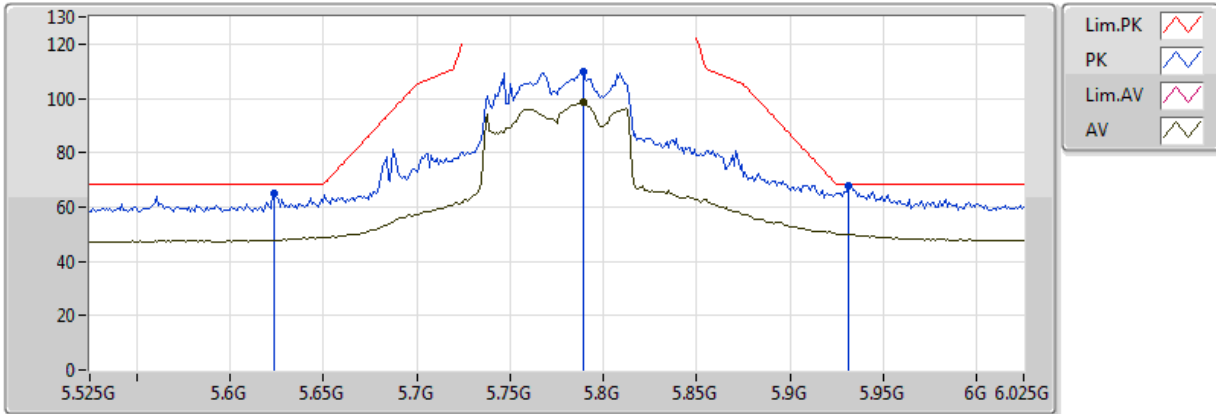
Type	Freq (Hz)	Level (dBuV/m)	Limit (dBuV/m)	Margin (dB)	Factor (dB)	Dist (m)	Condition	Azimuth (°)	Height (m)	Comments
PK	15.647G	61.22	74.00	-12.78	15.81	3	Horizontal	312	2.48	-
AV	15.6058G	47.44	54.00	-6.56	15.95	3	Horizontal	312	2.48	-



802.11ac VHT80-BF_Nss1,(MCS0)_4TX

5775MHz_TX

10/04/2018



EUT_Z_4TX
Setting 75
03-J-1-10
FSP

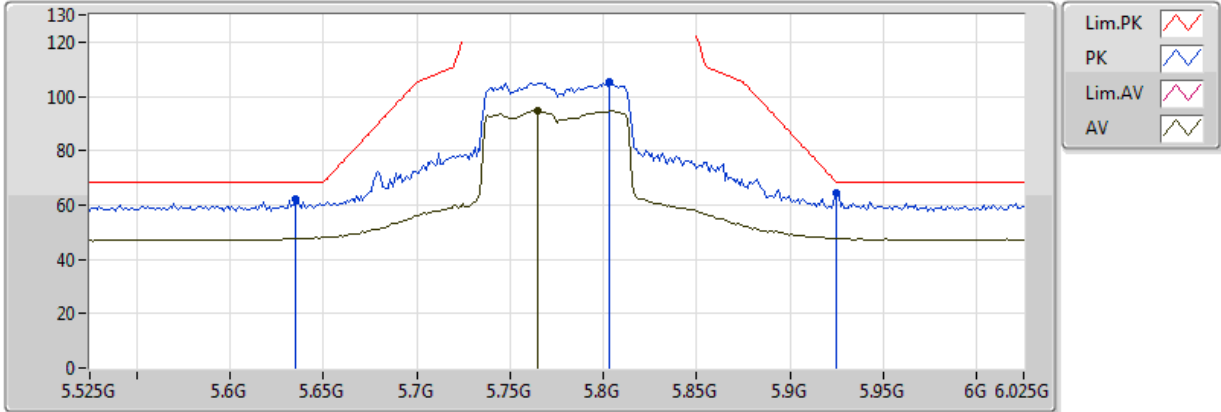
Type	Freq (Hz)	Level (dBuV/m)	Limit (dBuV/m)	Margin (dB)	Factor (dB)	Dist (m)	Condition	Azimuth (°)	Height (m)	Comments
PK	5.624G	65.27	68.20	-2.93	6.46	3	Vertical	149	2.30	-
PK	5.789G	110.09	Inf	-Inf	6.86	3	Vertical	149	2.30	-
AV	5.789G	98.56	Inf	-Inf	6.86	3	Vertical	149	2.30	-
PK	5.931G	67.94	68.20	-0.26	6.81	3	Vertical	149	2.30	-



802.11ac VHT80-BF_Nss1,(MCS0)_4TX

5775MHz_TX

10/04/2018



EUT_Z_4TX
 Setting 75
 03-J-1-10
 FSP

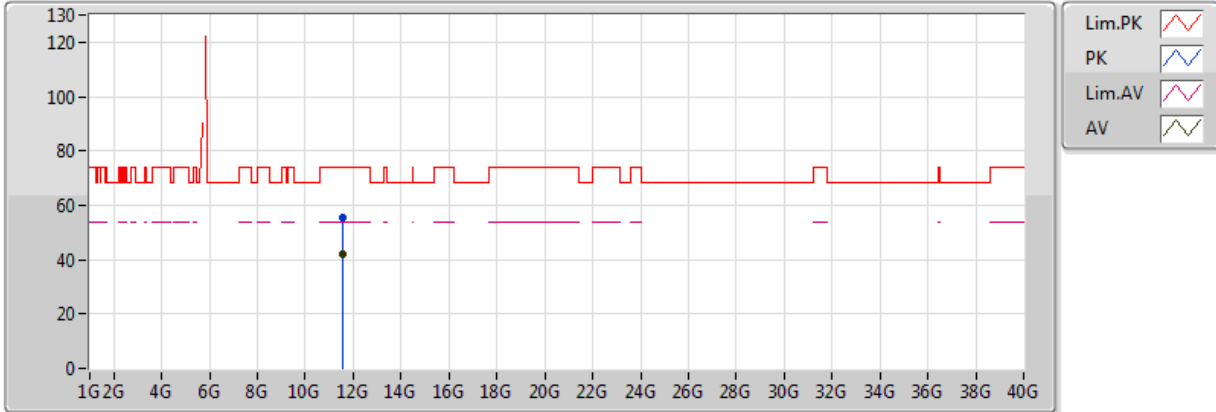
Type	Freq (Hz)	Level (dBuV/m)	Limit (dBuV/m)	Margin (dB)	Factor (dB)	Dist (m)	Condition	Azimuth (°)	Height (m)	Comments
PK	5.635G	62.13	68.20	-6.07	6.49	3	Horizontal	177	2.18	-
PK	5.803G	105.16	Inf	-Inf	6.89	3	Horizontal	177	2.18	-
AV	5.765G	94.94	Inf	-Inf	6.81	3	Horizontal	177	2.18	-
PK	5.925006G	64.61	68.20	-3.59	6.81	3	Horizontal	177	2.18	-



802.11ac VHT80-BF_Nss1,(MCS0)_4TX

5775MHz_TX

10/04/2018



EUT_Z_4TX
 Setting 75
 03-J-1
 FSP

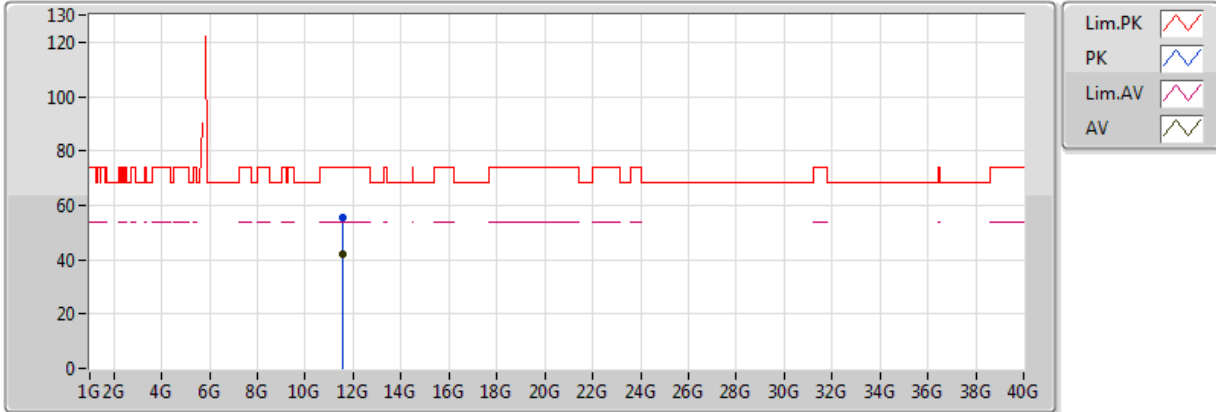
Type	Freq (Hz)	Level (dBuV/m)	Limit (dBuV/m)	Margin (dB)	Factor (dB)	Dist (m)	Condition	Azimuth (°)	Height (m)	Comments
PK	11.5545G	55.73	74.00	-18.27	14.60	3	Vertical	277	1.57	-
AV	11.5607G	41.95	54.00	-12.05	14.60	3	Vertical	277	1.57	-



802.11ac VHT80-BF_Nss1,(MCS0)_4TX

5775MHz_TX

10/04/2018

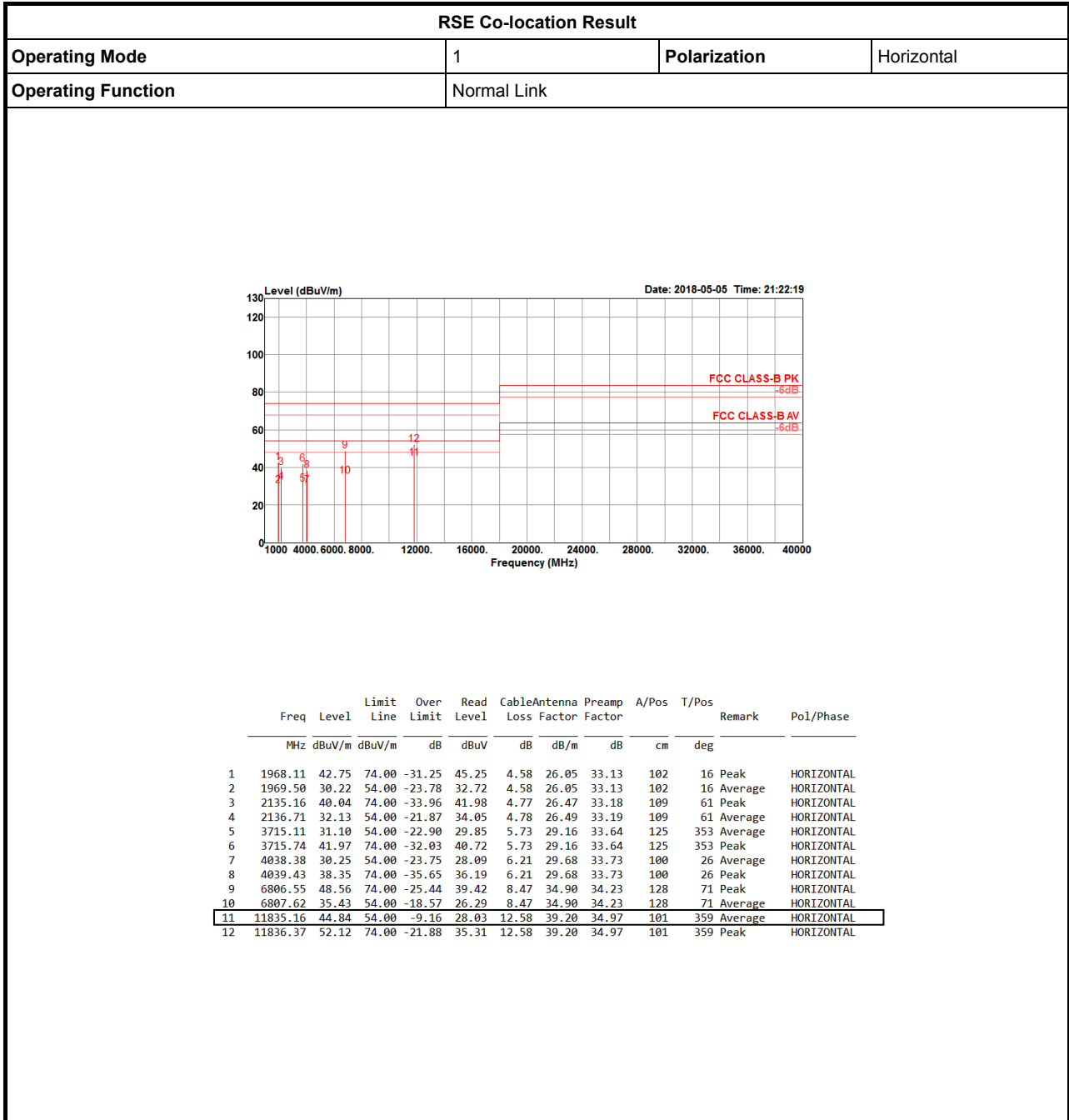


EUT_Z_4TX
Setting 75
03-J-1
FSP

Type	Freq (Hz)	Level (dBuV/m)	Limit (dBuV/m)	Margin (dB)	Factor (dB)	Dist (m)	Condition	Azimuth (°)	Height (m)	Comments
PK	11.5481G	55.64	74.00	-18.36	14.59	3	Horizontal	17	1.53	-
AV	11.5516G	41.98	54.00	-12.02	14.59	3	Horizontal	17	1.53	-



RSE Co-location Result





RSE Co-location Result

