



# The Epic Mesh Quick Install Guide

## Setting up your Epic Mesh in 3 easy steps:

1. Download the Luxul Easy Setup App  
(initial set up must be done using the app)
2. Install your router node
3. Install satellite node(s) as needed

1

Download the Luxul Easy Setup App



or search "Luxul Easy Setup App" on:




### Node Installation

The first node you install in your mesh network will automatically be designated as the router node.

2

Router Node



3



Satellite Node



Connecting Nodes

Wireless

Wired



Antennas are optimized for horizontal node placement for best client connections.



### What if...

#### I need to restore factory default settings?

To restore factory default settings to your Epic Mesh node, press and hold the button labeled 'Reset' for six seconds.

#### I need to restart my Epic Mesh node?

To restart your Epic Mesh node, press and quickly release the button labeled 'Reset.'

#### I want to perform advanced configuration?

1. Open a web browser and go to 192.168.0.1 or the IP address you specified in the Easy Setup App during the setup process.
2. Enter the login credentials you created during setup in the Easy Setup App.



### What does the LED on the front indicate?

| Color | Pattern    | Description                               |
|-------|------------|---|
| Green | Blinking   | Device is booting up                      |
| White | Solid      | Setup complete; normal operation          |
| Red   | Slow blink | Device has lost internet (WAN) connection |
| Green | Fast blink | Factory default is in process             |
| Blue  | Solid      | Device is in factory default state        |
| Red   | Solid      | Error condition; contact support          |

#### Copyright and Trademark Notices

No part of this document may be modified or adapted in any way, for any purposes without permission in writing from Luxul. The material in this document is subject to change without notice. Luxul reserves the right to make changes to any product to improve reliability, function, or design. No license is granted, either expressly or by implication or otherwise under any Luxul intellectual property rights. An implied license only exists for equipment, circuits and subsystems contained in this or any Luxul product.

© Copyright 2019 Legrand AV Inc. All rights reserved. The name Luxul, the Luxul logo, the Luxul logo mark and Simply Connected are all trademarks and/or registered trademarks of Legrand AV Inc. All other trademarks and registered trademarks are property of their respective holders.

#### Technical Support

P: 801-822-5450

E: support@luxul.com

For support chat go to:  
luxul.com

#### Sales

P: 801-822-5450

E: sales@luxul.com

## Frequency/Band Information

|             | Channel | Frequency (MHz) | US (FCC) |
|-------------|---------|-----------------|----------|
| 2.4GHz Band | 1       | 2412            | ✓        |
|             | 2       | 2417            | ✓        |
|             | 3       | 2422            | ✓        |
|             | 4       | 2427            | ✓        |
|             | 5       | 2432            | ✓        |
|             | 6       | 2437            | ✓        |
|             | 7       | 2442            | ✓        |
|             | 8       | 2447            | ✓        |
|             | 9       | 2452            | ✓        |
|             | 10      | 2457            | ✓        |
|             | 11      | 2462            | ✓        |
|             | 12      | 2467            |          |
|             | 13      | 2472            |          |
| 5GHz Band   | 36      | 5180            | ✓        |
|             | 40      | 5200            | ✓        |
|             | 44      | 5220            | ✓        |
|             | 48      | 5240            | ✓        |
|             | 149     | 5745            | ✓        |
|             | 153     | 5765            | ✓        |
|             | 157     | 5785            | ✓        |
|             | 161     | 5805            | ✓        |
| 165         | 5825    | ✓               |          |



12884 Fronrunner Blvd, Suite 201  
Draper, UT 84020-5490

1-801-822-5450

# REGULATORY, COMPLIANCE AND SAFETY DOCUMENT

**MN-10**

Epic Mesh Node

Last Update: 12/04/19

FCC ID: W59MNI0

IC: 8584A-MNI0

This documentation contains regulatory compliance and safety information. No part of this publication, or any other publication may be modified or adapted in any way, for any purposes without written permission from Luxul.

©2019 Legrand AV Inc. All Rights Reserved.

The name Luxul, the Luxul logo, the Luxul logo mark and Simply Connected are all trademarks and/or registered trademarks of Legrand AV Inc. All other trademarks and registered trademarks are property of their respective holders.

LUX-REG-COM-MNI0-191222

## FCC STATEMENT—WIRELESS FCC 2.4GHZ & 5GHZ 802.11B/G/N/AC

### FCC Compliance

This device complies with Part 15 of the FCC Rules. Operation is subject to the following two conditions: (1) this device may not cause harmful interference, and (2) this device must accept any interference received, including interference that may cause undesired operation.

### FCC Statement

This equipment has been tested and found to comply with the limits for a Class B digital device, pursuant to Part 15 of the FCC Rules. This equipment generates, uses and can radiate radio frequency energy and, if not installed and used in accordance with the instructions, may cause harmful interference to radio communications. However, there is no guarantee that interference will not occur in a particular installation. If this equipment does cause harmful interference to radio or television reception, which can be determined by turning the equipment off and on, the user is encouraged to try to correct the interference by one of the following measures:

- ▶ Reorient or relocate the receiving antenna.
- ▶ Increase the separation between the equipment and receiver.
- ▶ Connect the equipment to an outlet on a circuit different from that to which the receiver is connected.
- ▶ Consult the dealer or an experienced radio/TV technician for help.

Refer to included Quick Installation Guide for device-specific FCC Class information.

**FCC Caution:** Any changes or modifications not expressly approved by the party responsible for compliance could void the user's authority to operate this equipment.

- ▶ This device complies with part 15 of the FCC Rules.
- ▶ This transmitter must not be co-located or operated in conjunction with any other antenna or transmitter.

## Radiation Exposure Statement

This equipment complies with FCC radiation exposure limits set forth for an uncontrolled environment. This equipment should be installed and operated with a minimum distance of 24cm between the radiator & your body.

## REGULATORY COMPLIANCE

The device complies with internationally-recognized standards covering human exposure to electromagnetic fields from radio devices. This equipment also complies with FCC radiation exposure set forth for an uncontrolled environment. In order to avoid the possibility of exceeding the FCC radio frequency exposure limits, human proximity to the antenna shall not be less than 24cm during normal operation.

Unauthorized antennas, modifications, or attachments could cause damage and may violate regulatory approvals. Any changes or modifications not expressly approved by the party responsible for compliance could void the authority to operate the equipment.

Luxul equipment marketed in the U.S. is restricted to usage of channels 1-11 only for 2.4GHz and channels 36-48/149-165 for 5GHz.

## Warnings and Safety Information

- ▶ Ensure that the electrical circuits have appropriate grounding, overload and surge protection.
- ▶ Attach only approved power cords to the device.
- ▶ Verify there is adequate ventilation around the device, and that ambient temperatures meet equipment operation specifications.
- ▶ DO NOT install in or near hot or humid places, such as a kitchen or bathroom. Take care to minimize exposure to excessive heat or moisture.
- ▶ Small parts and plastic bags used for packaging may be harmful to small children. KEEP ALL ACCESSORIES OUT OF THE REACH OF CHILDREN!
- ▶ This product may become hot when in use for extended time periods. This is normal and is not a malfunction. DO NOT install where it will be exposed to paper, cloth or other flammable materials.
- ▶ Operation within the 5.15-5.25GHz frequency range is restricted to indoor use.

## Health and Safety Recommendations

**Warnings for the use of Wireless Devices:** Please observe all warning notices with regard to the use of wireless devices

**Potentially Hazardous Atmospheres:** You are reminded of the need to observe restrictions on the use of radio devices in fuel depots, chemical plants, and other similar areas where the air contains chemicals or particles (such as grain, dust, or metal powders).

**Safety in Hospitals:** Wireless devices transmit radio frequency energy and may affect medical electrical equipment. When installed adjacent to other equipment, it is advised to verify that the adjacent equipment is not adversely affected.

## RF Exposure Guidelines

**Safety Information:** The device complies with internationally-recognized standards covering human exposure to electromagnetic fields from radio devices.

### Warning: Exposure to Radio Frequency (RF) Radiation:

The radiated output of this device is below FCC radio frequency exposure limits. Nevertheless, the device should be used in such a manner that the potential for human contact during normal operation is minimized.

- ▶ The end user must avoid any extended human RF exposure directly in front of the device, up to a distance of 24cm, when the unit is on.
- ▶ When servicing the equipment and selecting a location for the antennas, it is important to note that a minimum distance of 24cm is required between personnel and the device or antenna, to comply with radio frequency exposure limits.
- ▶ The antenna used for this transmitter must be installed to provide a separation distance of at least 24cm from all persons and must not be co-located or operating in conjunction with any other antenna or transmitter.

### The following safety precautions should be observed:

- ▶ Do not touch or move the antenna while the unit is transmitting or receiving.
- ▶ Do not hold any component containing the radio such that the antenna is very close or touching any exposed parts of the body, especially the face or eyes, while transmitting.
- ▶ Do not operate the radio or attempt to transmit data unless the antenna is connected; this behavior may cause damage to the radio.

## Industry Canada

This device contains licence-exempt transmitter(s)/receiver(s) that comply with Innovation, Science and Economic Development Canada's licence-exempt RSS(s). Operation is subject to the following two conditions: (1) This device may not cause interference.

(2) This device must accept any interference, including interference that may cause undesired operation of the device.

Cet appareil contient des émetteurs / récepteurs exempts de licence qui sont conformes au (x) RSS (s) exemptés de licence d'Innovation, Sciences et Développement économique Canada. L'opération est soumise aux deux conditions suivantes:(1) Cet appareil ne doit pas provoquer d'interférences.(2) Cet appareil doit accepter toute interférence, y compris les interférences susceptibles de provoquer un fonctionnement indésirable de l'appareil.

The device meets the exemption from the routine evaluation limits in section 2.5 of RSS-102 and compliance with RSS-102 RF exposure; users can obtain Canadian information on RF exposure and compliance.

Le dispositif rencontre l'exemption des limites courantes d'évaluation dans la section 2.5 de RSS-102 et la conformité à l'exposition de RSS-102 rf, utilisateurs peut obtenir l'information canadienne sur l'exposition et la conformité de rf.

This transmitter must not be co-located or operating in conjunction with any other antenna or transmitter. This equipment should be installed and operated with a minimum distance of 23 centimeters between the radiator and your body.

Cet émetteur ne doit pas être Co-placé ou ne fonctionnant en même temps qu'aucune autre antenne ou émetteur. Cet équipement devrait être installé et actionné avec une distance minimum de 23 centimètres entre le radiateur et votre corps.

### Caution:

(i) the device for operation in the band 5150-5250 MHz is only for indoor use to reduce the potential for harmful interference to co-channel mobile satellite systems;

### Avertissement:

(i) les dispositifs fonctionnant dans la bande 5150-5250 MHz sont réservés uniquement pour une utilisation à l'intérieur afin de réduire les risques de brouillage préjudiciable aux systèmes de satellites mobiles utilisant les mêmes canaux;