



FCC RADIO TEST REPORT

FCC ID : W59MN10
Equipment : Epic Mesh Node
Brand Name : Luxul
Model Name : MN-10
Applicant : Luxul Wireless
12884 S Frontrunner Blvd Suite 201 Draper Utah
United States 84020
Standard : 47 CFR FCC Part 15.407

The product was received on Dec. 25, 2019, and testing was started from Dec. 25, 2019 and completed on Jan. 20, 2020. We, SPORTON INTERNATIONAL INC. EMC & Wireless Communications Laboratory, would like to declare that the tested sample has been evaluated in accordance with the procedures given in ANSI C63.10-2013 and shown compliance with the applicable technical standards.

The report must not be used by the client to claim product certification, approval, or endorsement by TAF or any agency of government.

The test results in this report apply exclusively to the tested model / sample. Without written approval of SPORTON INTERNATIONAL INC. EMC & Wireless Communications Laboratory, the test report shall not be reproduced except in full.


Approved by: Cliff Chang

SPORTON INTERNATIONAL INC. EMC & Wireless Communications Laboratory
No. 52, Huaya 1st Rd., Guishan Dist., Taoyuan City, Taiwan (R.O.C.)



Table of Contents

History of this test report.....3

Summary of Test Result.....4

1 General Description5

1.1 Information.....5

1.2 Applicable Standards8

1.3 Testing Location Information9

1.4 Measurement Uncertainty9

2 Test Configuration of EUT10

2.1 Test Channel Mode10

2.2 The Worst Case Measurement Configuration12

2.3 EUT Operation during Test13

2.4 Accessories13

2.5 Support Equipment.....14

2.6 Test Setup Diagram16

3 Transmitter Test Result20

3.1 AC Power-line Conducted Emissions20

3.2 Emission Bandwidth22

3.3 Maximum Conducted Output Power23

3.4 Peak Power Spectral Density.....25

3.5 Unwanted Emissions.....28

4 Test Equipment and Calibration Data32

Appendix A. Test Results of AC Power-line Conducted Emissions

Appendix B. Test Results of Emission Bandwidth

Appendix C. Test Results of Maximum Conducted Output Power

Appendix D. Test Results of Peak Power Spectral Density

Appendix E. Test Results of Unwanted Emissions

Appendix F. Test Results of Radiated Emission Co-location

Appendix G. Test Photos

Photographs of EUT v01



History of this test report

Report No.	Version	Description	Issued Date
FR9D2627AB	01	Initial issue of report	Mar. 04, 2020



Summary of Test Result

Report Clause	Ref Std. Clause	Test Items	Result (PASS/FAIL)	Remark
1.1.2	15.203	Antenna Requirement	PASS	-
3.1	15.207	AC Power-line Conducted Emissions	PASS	-
3.2	15.407(a)	Emission Bandwidth	PASS	-
3.3	15.407(a)	Maximum Conducted Output Power	PASS	-
3.4	15.407(a)	Peak Power Spectral Density	PASS	-
3.5	15.407(b)	Unwanted Emissions	PASS	-

Declaration of Conformity:

The test results with all measurement uncertainty excluded are presented in accordance with the regulation limits or requirements declared by manufacturers.

Comments and Explanations:

1. The test configuration, test mode and test software were written in this test report are declared by the manufacturer.
2. The declared of product specification for EUT presented in the report are provided by the manufacturer, and the manufacturer takes all the responsibilities for the accuracy of product specification.

Reviewed by: Sam Chen

Report Producer: Sandy Chuang



1 General Description

1.1 Information

1.1.1 RF General Information

Frequency Range (MHz)	IEEE Std. 802.11	Ch. Frequency (MHz)	Channel Number
5150-5250	a, n (HT20), ac (VHT20)	5180-5240	36-48 [4]
5725-5850		5745-5825	149-165 [5]
5150-5250	n (HT40), ac (VHT40)	5190-5230	38-46 [2]
5725-5850		5755-5795	151-159 [2]
5150-5250	ac (VHT80)	5210	42 [1]
5725-5850		5775	155 [1]

Band	Mode	BWch (MHz)	Nant
5.15-5.25GHz	802.11a	20	2TX
5.15-5.25GHz	802.11n HT20	20	2TX
5.15-5.25GHz	802.11n HT20-BF	20	2TX
5.15-5.25GHz	802.11ac VHT20	20	2TX
5.15-5.25GHz	802.11ac VHT20-BF	20	2TX
5.15-5.25GHz	802.11n HT40	40	2TX
5.15-5.25GHz	802.11n HT40-BF	40	2TX
5.15-5.25GHz	802.11ac VHT40	40	2TX
5.15-5.25GHz	802.11ac VHT40-BF	40	2TX
5.15-5.25GHz	802.11ac VHT80	80	2TX
5.15-5.25GHz	802.11ac VHT80-BF	80	2TX
5.725-5.85GHz	802.11a	20	4TX
5.725-5.85GHz	802.11n HT20	20	4TX
5.725-5.85GHz	802.11n HT20-BF	20	4TX
5.725-5.85GHz	802.11ac VHT20	20	4TX
5.725-5.85GHz	802.11ac VHT20-BF	20	4TX
5.725-5.85GHz	802.11n HT40	40	4TX
5.725-5.85GHz	802.11n HT40-BF	40	4TX
5.725-5.85GHz	802.11ac VHT40	40	4TX
5.725-5.85GHz	802.11ac VHT40-BF	40	4TX
5.725-5.85GHz	802.11ac VHT80	80	4TX
5.725-5.85GHz	802.11ac VHT80-BF	80	4TX



Note:

- ♦ 11a, HT20 and HT40 use a combination of OFDM-BPSK, QPSK, 16QAM, 64QAM modulation.
- ♦ VHT20, VHT40, VHT80 use a combination of OFDM-BPSK, QPSK, 16QAM, 64QAM, 256QAM modulation.
- ♦ BWch is the nominal channel bandwidth.
- ♦ Nss-Min is the minimum number of spatial streams.
- ♦ Nant is the number of outputs. e.g., 2(2,3) means have 2 outputs for port 2 and port 3. 2 means have 2 outputs for port 1 and port 2.



1.1.2 Antenna Information

Ant.	Port				Brand	Model Name	Antenna Type	Connector	Gain (dBi)
	WLAN 2.4GHz	WLAN 5GHz (Band 1)	WLAN 5GHz (Band 4)	Bluetooth					
1	1	2	-	-	HONGBO	WRG-AC87	PIFA	I-PEX	Note 1
2	2	1	-	-	HONGBO	WRG-AC87	PIFA	I-PEX	
3	-	-	1	-	HONGBO	WRG-AC87	PIFA	I-PEX	
4	-	-	2	-	HONGBO	WRG-AC87	PIFA	I-PEX	
5	-	-	3	-	HONGBO	WRG-AC87	PIFA	I-PEX	
6	-	-	4	-	HONGBO	WRG-AC87	PIFA	I-PEX	
7	-	-	-	1	ALPHA	WRG-AC87	PCB	N/A	

Note 1

Ant.	Gain (dBi)				Directional Gain (dBi)		
	WLAN 2.4GHz	WLAN 5GHz (Band 1)	WLAN 5GHz (Band 4)	Bluetooth	WLAN 2.4GHz	WLAN 5GHz (Band 1)	WLAN 5GHz (Band 4)
1	2.61	3.34	-	-	4.37	5.40	-
2	2.61	3.34	-	-			-
3	-	-	5.45	-	-	-	8.51
4	-	-	5.45	-	-	-	
5	-	-	5.45	-	-	-	
6	-	-	5.45	-	-	-	
7	-	-	-	2.80	-	-	-

Note 2: The above information was declared by manufacturer.

For IEEE 802.11b/g/n/VHT (2TX/2RX):

Port 1 and Port 2 can be used as transmitting/receiving antenna.

Port 1 and Port 2 could transmit/receive simultaneously.

For 5GHz function:

Band 1

For IEEE 802.11a/n/ac (2TX/2RX):

Port 1 and Port 2 can be used as transmitting/receiving antenna.

Port 1 and Port 2 could transmit/receive simultaneously.

Band 4

For IEEE 802.11a/n/ac (4TX/4RX):

Port 1, Port 2, Port 3 and Port 4 can be used as transmitting/receiving antenna.

Port 1, Port 2, Port 3 and Port 4 could transmit/receive simultaneously.

For Bluetooth function:

Only Port 1 can be used as transmitting/receiving antenna.



1.1.3 Mode Test Duty Cycle

Mode	DC	DCF(dB)	T(s)	VBW(Hz) ≥ 1/T
802.11a_Nss1,(6Mbps)_2TX	0.964	0.16	2.068m	1k
802.11ac VHT20_Nss1,(MCS0)_2TX	0.985	0.07	5.015m	10
802.11ac VHT20-BF_Nss1,(MCS0)_2TX	0.906	0.43	2.093m	1k
802.11ac VHT40_Nss1,(MCS0)_2TX	0.969	0.14	2.437m	1k
802.11ac VHT40-BF_Nss1,(MCS0)_2TX	0.895	0.48	1.755m	1k
802.11ac VHT80_Nss1,(MCS0)_2TX	0.938	0.28	1.15m	1k
802.11ac VHT80-BF_Nss1,(MCS0)_2TX	0.881	0.55	1.944m	1k
802.11a_Nss1,(6Mbps)_4TX	0.972	0.12	2.068m	1k
802.11ac VHT20_Nss1,(MCS0)_4TX	0.987	0.06	5.013m	10
802.11ac VHT20-BF_Nss1,(MCS0)_4TX	0.94	0.27	1.831m	1k
802.11ac VHT40_Nss1,(MCS0)_4TX	0.975	0.11	2.44m	1k
802.11ac VHT40-BF_Nss1,(MCS0)_4TX	0.929	0.32	1.755m	1k
802.11ac VHT80_Nss1,(MCS0)_4TX	0.951	0.22	1.153m	1k
802.11ac VHT80-BF_Nss1,(MCS0)_4TX	0.924	0.34	2.007m	1k

Note:

- ◆ DC is Duty Cycle.
- ◆ DCF is Duty Cycle Factor.

1.1.4 EUT Operational Condition

EUT Power Type	From Power Adapter			
Beamforming Function	<input checked="" type="checkbox"/>	With beamforming	<input type="checkbox"/>	Without beamforming
	The product has beamforming function for n/VHT in 2.4GHz and n/ac in 5GHz.			
Function	<input type="checkbox"/>	Outdoor P2M	<input checked="" type="checkbox"/>	Indoor P2M
	<input type="checkbox"/>	Fixed P2P	<input type="checkbox"/>	Client
Test Software Version	<Non-beamforming mode> QRCT <beamforming mode> Telnet			

1.1.5 Table for EUT Operation Mode

Operation Mode	WLAN 2.4GHz	WLAN 5GHz Band 1	WLAN 5GHz Band 4	Bluetooth
AP Router	V	V	V (AP Router and Mesh function)	V
Repeater	V	V	V (Repeater and Mesh function)	V

Note: The applicant designated the AP Router mode to perform all test and its test result was written in the report.



1.2 Applicable Standards

According to the specifications of the manufacturer, the EUT must comply with the requirements of the following standards:

- ◆ 47 CFR FCC Part 15
- ◆ ANSI C63.10-2013
- ◆ FCC KDB 789033 D02 v02r01
- ◆ FCC KDB 662911 D01 v02r01
- ◆ FCC KDB 412172 D01 v01r01
- ◆ FCC KDB 414788 D01 v01r01

1.3 Testing Location Information

Testing Location		
<input type="checkbox"/>	HWA YA	ADD : No. 52, Huaya 1st Rd., Guishan Dist., Taoyuan City, Taiwan (R.O.C.) TEL : 886-3-327-3456 FAX : 886-3-327-0973
<input checked="" type="checkbox"/>	JHUBEI	ADD : No.8, Lane 724, Bo-ai St., Jhubei City, HsinChu County 302, Taiwan, R.O.C. TEL : 886-3-656-9065 FAX : 886-3-656-9085

Test Condition	Test Site No.	Test Engineer	Test Environment	Test Date
RF Conducted	TH03-CB	Lucas Huang	21.7-24.3°C / 54-64%	Jan. 13, 2020~ Jan. 20, 2020
Radiated (Below 1GHz)	03CH06CB	KJ Chang	23-24.3°C / 56-60%	Jan. 18, 2020
Radiated (Above 1GHz)	03CH06CB	KJ Chang	14.8-15.4°C / 54-56%	Dec. 25, 2019~ Jan. 17, 2020
AC Conduction	CO01-CB	Max Lin	21~22°C / 58~59%	Jan. 20, 2020

Test site Designation No. TW0006 with FCC.
Test site registered number IC 4086D with Industry Canada.

1.4 Measurement Uncertainty

ISO/IEC 17025 requires that an estimate of the measurement uncertainties associated with the emissions test results be included in the report. The measurement uncertainties given below are based on a 95% confidence level (based on a coverage factor (k=2))

Test Items	Uncertainty	Remark
Conducted Emission (150kHz ~ 30MHz)	2.0 dB	Confidence levels of 95%
Radiated Emission (30MHz ~ 1,000MHz)	4.3 dB	Confidence levels of 95%
Radiated Emission (1GHz ~ 18GHz)	4.3 dB	Confidence levels of 95%
Radiated Emission (18GHz ~ 40GHz)	5.1 dB	Confidence levels of 95%
Conducted Emission	2.4 dB	Confidence levels of 95%
Output Power Measurement	1.5 dB	Confidence levels of 95%
Power Density Measurement	2.4 dB	Confidence levels of 95%
Bandwidth Measurement	2%	Confidence levels of 95%



2 Test Configuration of EUT

2.1 Test Channel Mode

Mode	Power Setting
802.11a_Nss1,(6Mbps)_2TX	-
5180MHz	18.5
5200MHz	22.5
5240MHz	23.5
802.11a_Nss1,(6Mbps)_4TX	-
5745MHz	22.5
5785MHz	22.5
5825MHz	22.5
802.11ac VHT20_Nss1,(MCS0)_2TX	-
5180MHz	19
5200MHz	24
5240MHz	23.5
802.11ac VHT20_Nss1,(MCS0)_4TX	-
5745MHz	22.5
5785MHz	22.5
5825MHz	22.5
802.11ac VHT40_Nss1,(MCS0)_2TX	-
5190MHz	17
5230MHz	22
802.11ac VHT40_Nss1,(MCS0)_4TX	-
5755MHz	25
5795MHz	22.5
802.11ac VHT80_Nss1,(MCS0)_2TX	-
5210MHz	17
802.11ac VHT80_Nss1,(MCS0)_4TX	-
5775MHz	19
802.11ac VHT20-BF_Nss1,(MCS0)_2TX	-
5180MHz	21
5200MHz	25
5240MHz	25
802.11ac VHT20-BF_Nss1,(MCS0)_4TX	-
5745MHz	25
5785MHz	21
5825MHz	22
802.11ac VHT40-BF_Nss1,(MCS0)_2TX	-
5190MHz	21



Mode	Power Setting
5230MHz	25
802.11ac VHT40-BF_Nss1,(MCS0)_4TX	-
5755MHz	25
5795MHz	21
802.11ac VHT80-BF_Nss1,(MCS0)_2TX	-
5210MHz	20
802.11ac VHT80-BF_Nss1,(MCS0)_4TX	-
5775MHz	24

Note:

- ♦ VHT20/VHT40 covers HT20/HT40, due to same modulation. The power setting for 802.11n HT20 and HT40 are the same or lower than 802.11ac VHT20 and VHT40.
- ♦ There are two modes of EUT, one is beamforming mode, and the other is Non-beamforming mode for n/VHT in 2.4GHz and n/ac in 5GHz. Beamforming mode and Non-beamforming mode has been test and record in this test report.



2.2 The Worst Case Measurement Configuration

The Worst Case Mode for Following Conformance Tests	
Tests Item	AC power-line conducted emissions
Condition	AC power-line conducted measurement for line and neutral
Operating Mode	Normal Link
1	EUT_ AP Router

The Worst Case Mode for Following Conformance Tests	
Tests Item	Emission Bandwidth Maximum Conducted Output Power Peak Power Spectral Density Unwanted Emissions
Test Condition	Conducted measurement at transmit chains

The Worst Case Mode for Following Conformance Tests	
Tests Item	Unwanted Emissions
Test Condition	Radiated measurement If EUT consist of multiple antenna assembly (multiple antenna are used in EUT regardless of spatial multiplexing MIMO configuration), the radiated test should be performed with highest antenna gain of each antenna type.
Operating Mode < 1GHz	Normal Link
1	EUT_ AP Router
Operating Mode > 1GHz	CTX

The Worst Case Mode for Following Conformance Tests	
Tests Item	Simultaneous Transmission Analysis - Radiated Emission Co-location
Test Condition	Radiated measurement
Operating Mode	Normal Link
1	WLAN 2.4GHz + WLAN 5G Band 1
Refer to Appendix F for Radiated Emission Co-location.	

The Worst Case Mode for Following Conformance Tests	
Tests Item	Simultaneous Transmission Analysis - Co-location RF Exposure Evaluation
Operating Mode	
1	WLAN 2.4GHz + WLAN 5GHz Band 1 + WLAN 5GHz Band 4 + Bluetooth
Refer to Sporton Test Report No.: FA9D2627 for Co-location RF Exposure Evaluation.	

Note: The EUT can only be used in Z-axis position.



2.3 EUT Operation during Test

For CTX Mode:

non-beamforming mode:

The EUT was programmed to be in continuously transmitting mode.

beamforming mode:

For Conducted Mode:

The EUT was programmed to be in continuously transmitting mode.

For Radiated Mode:

During the test, the following programs under WIN XP were executed.

The program was executed as follows:

1. During the test, the EUT operation to normal function.
2. Executed command fixed test channel under DOS.
3. Executed "Lantest.exe" to link with the remote workstation to transmit and receive packet by RX Device and transmit duty cycle no less than 98%.

For Normal Link:

During the test, the EUT operation to normal function.

2.4 Accessories

Accessories			
Equipment Name	Brand Name	Model Name	Rating
Adapter	APD	WA-30P12FU	Input: 100-240V~, 50-60Hz, 0.9A Max. Output: 12V, 2.5A
Other			
RJ-45 cable*1: Non-Shielded, 1.0m			



2.5 Support Equipment

For AC Conduction:

Support Equipment				
No.	Equipment	Brand Name	Model Name	FCC ID
A	WAN NB	DELL	E6430	N/A
B	LAN NB	DELL	E6430	N/A
C	2.4G NB	DELL	E6430	N/A
D	5G NB	DELL	E6430	N/A
E	AP-1	Luxul	MN-10	N/A
F	AP-2	Luxul	MN-10	N/A
G	Smart phone	Samsung	Galaxy J2	N/A
H	AP-1 NB	DELL	E6430	N/A
I	AP-2 NB	DELL	E6430	N/A

For Radiated (below 1GHz):

Support Equipment				
No.	Equipment	Brand Name	Model Name	FCC ID
A	NB	DELL	E4300	N/A
B	NB	DELL	E4300	N/A
C	AP-1	Luxul	MN-10	N/A
D	PHONE	HTC	One X9	N/A
E	NB	DELL	E4300	N/A
F	NB	DELL	E4300	N/A
G	AP-2	Luxul	MN-10	N/A
H	NB	DELL	E4300	N/A
I	NB	DELL	E4300	N/A



For Radiated (above 1GHz):
<For Non-Beamforming Mode>

Support Equipment				
No.	Equipment	Brand Name	Model Name	FCC ID
A	NB	DELL	E4300	N/A

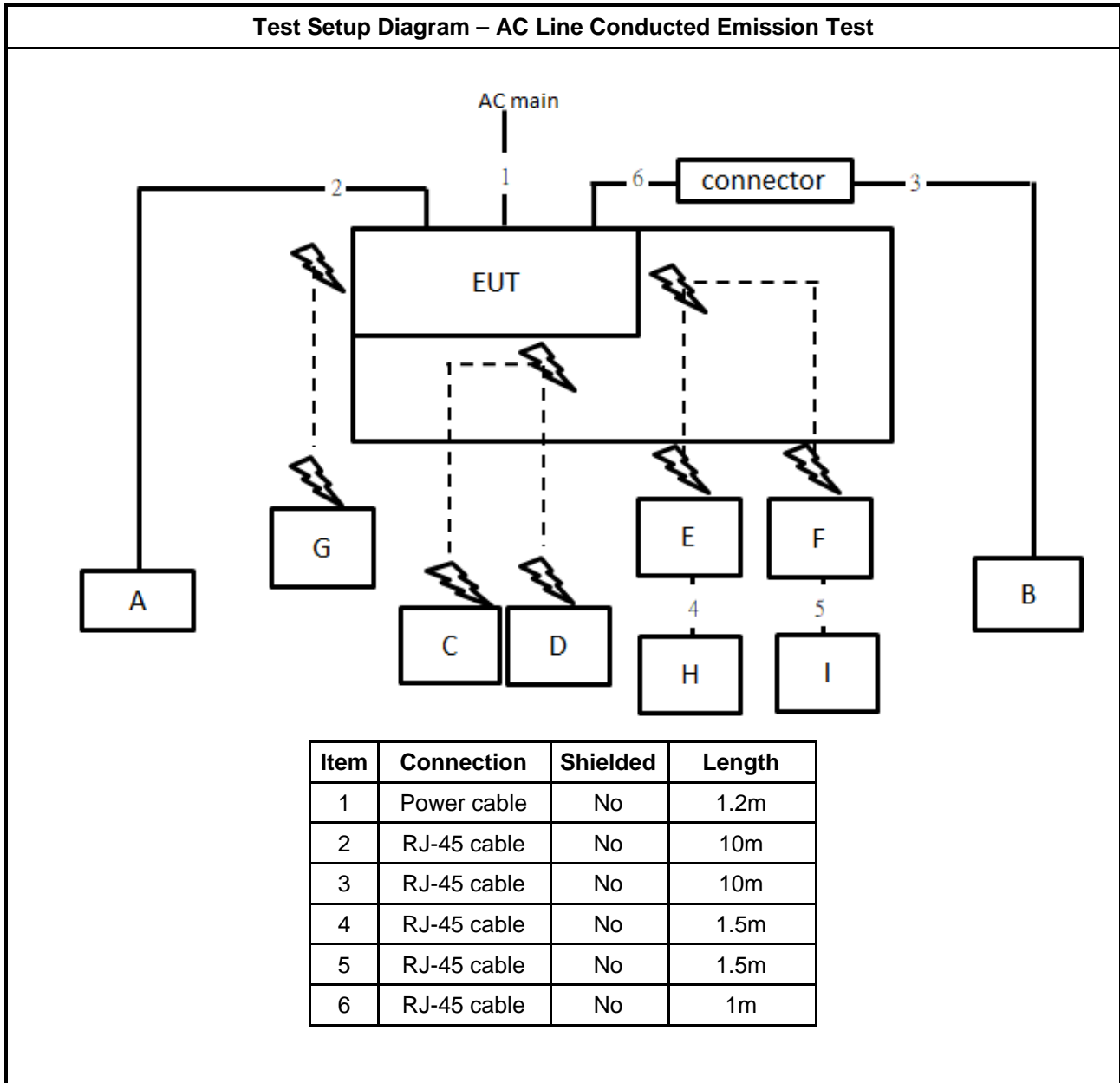
<For Beamforming Mode>

Support Equipment				
No.	Equipment	Brand Name	Model Name	FCC ID
A	NB	DELL	E4300	N/A
B	NB	DELL	E4300	N/A
C	RX Device	Luxul	MN-10	N/A

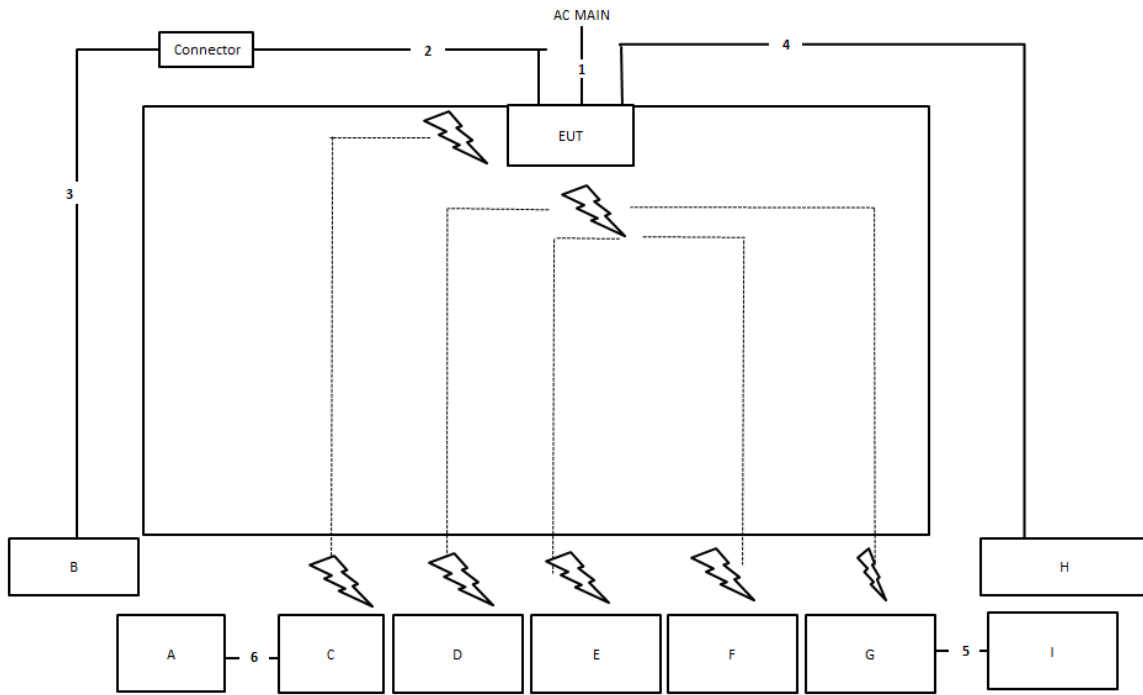
For RF Conducted:

Support Equipment				
No.	Equipment	Brand Name	Model Name	FCC ID
A	NB	DELL	E4300	N/A

2.6 Test Setup Diagram



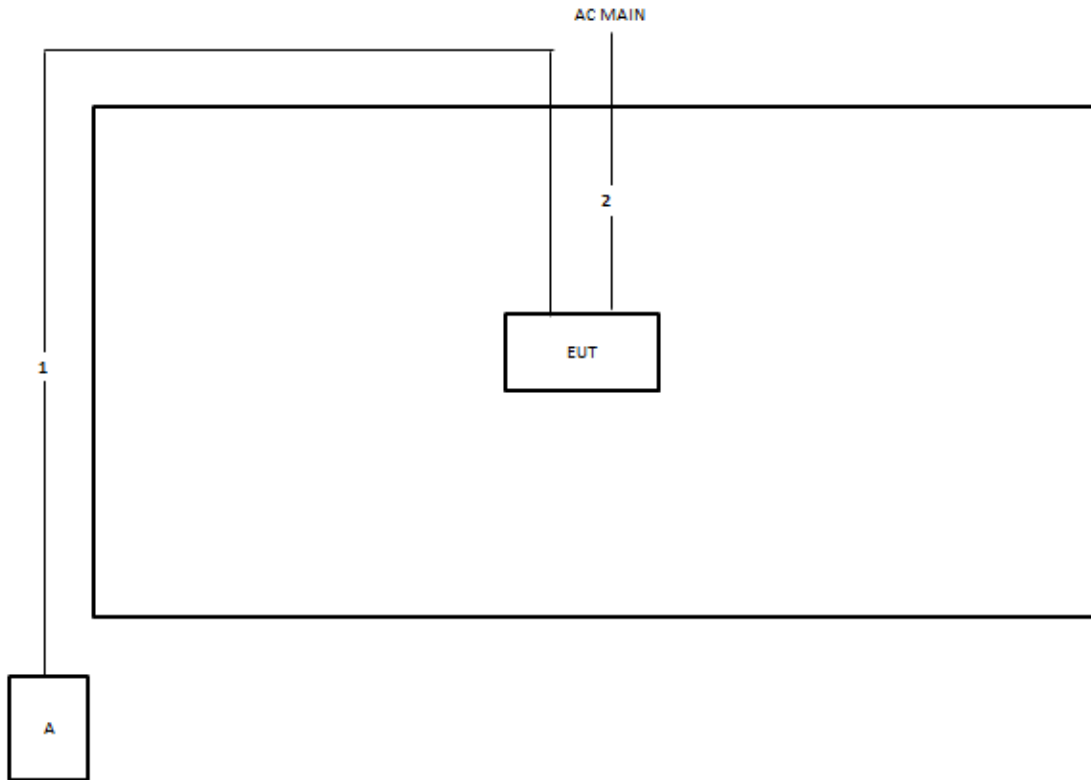
Test Setup Diagram - Radiated Test < 1GHz



Item	Connection	Shielded	Length
1	Power cable	No	1.2m
2	RJ-45 cable	No	1m
3	RJ-45 cable	No	10m
4	RJ-45 cable	No	10m
5	RJ-45 cable	No	1.5m
6	RJ-45 cable	No	1.5m

Test Setup Diagram - Radiated Test > 1GHz

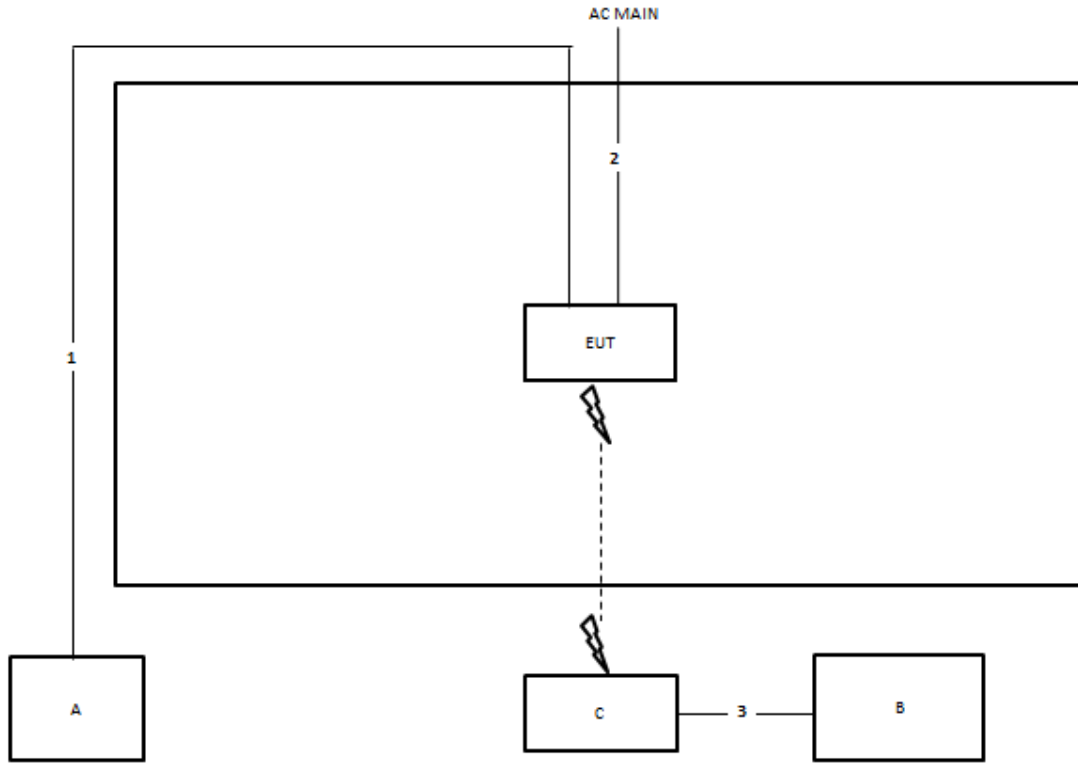
<For Non-Beamforming Mode>



Item	Connection	Shielded	Length
1	RJ-45 cable	No	10m
2	Power cable	No	1.2m

Test Setup Diagram - Radiated Test > 1GHz

<For Beamforming Mode>



Item	Connection	Shielded	Length
1	RJ-45 cable	No	10m
2	Power cable	No	1.2m
3	RJ-45 cable	No	1.5m



3 Transmitter Test Result

3.1 AC Power-line Conducted Emissions

3.1.1 AC Power-line Conducted Emissions Limit

AC Power-line Conducted Emissions Limit		
Frequency Emission (MHz)	Quasi-Peak	Average
0.15-0.5	66 - 56 *	56 - 46 *
0.5-5	56	46
5-30	60	50

Note 1: * Decreases with the logarithm of the frequency.

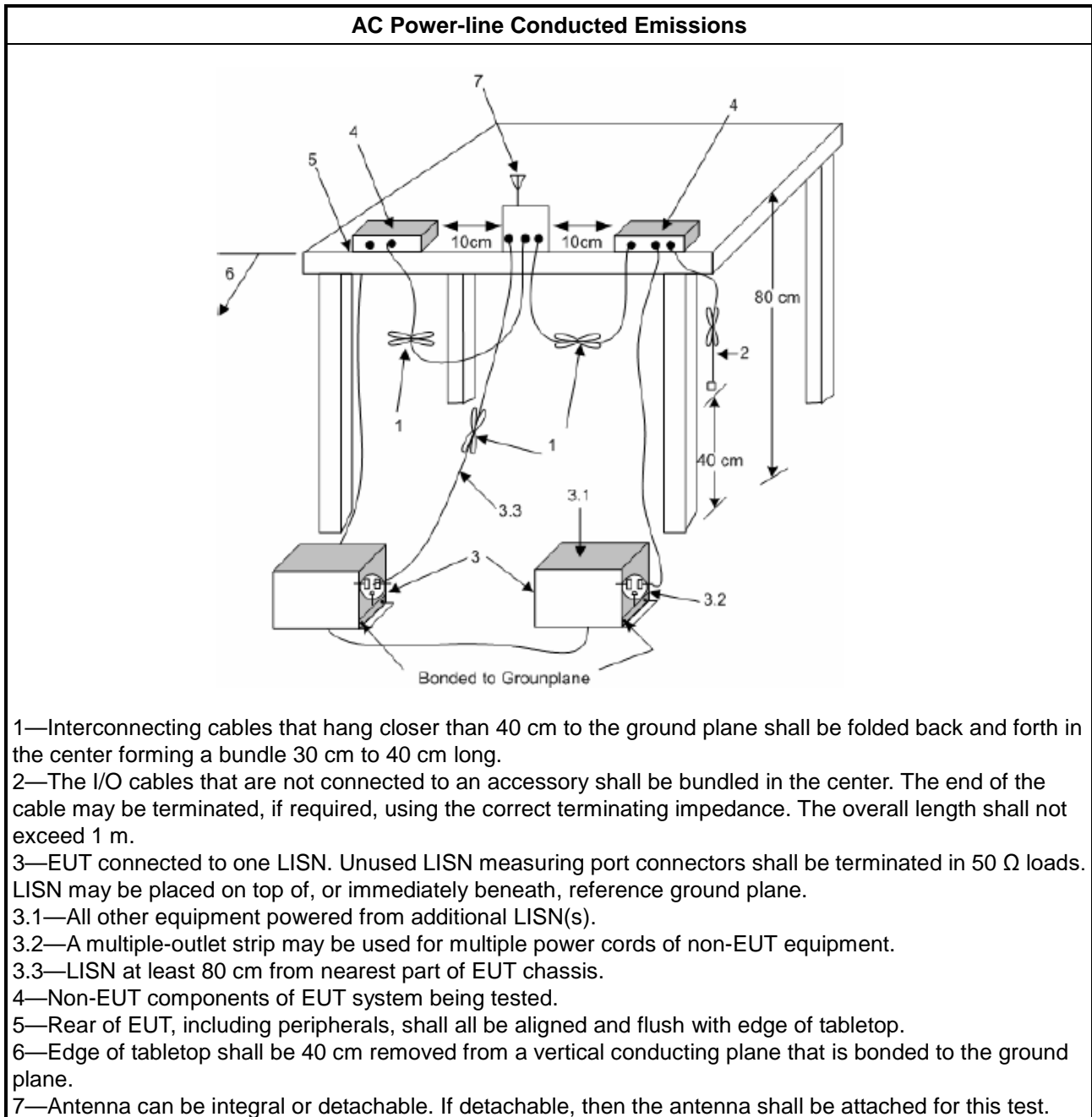
3.1.2 Measuring Instruments

Refer a test equipment and calibration data table in this test report.

3.1.3 Test Procedures

Test Method
<input checked="" type="checkbox"/> Refer as ANSI C63.10-2013, clause 6.2 for AC power-line conducted emissions.

3.1.4 Test Setup



3.1.5 Test Result of AC Power-line Conducted Emissions

Refer as Appendix A

3.2 Emission Bandwidth

3.2.1 Emission Bandwidth Limit

Emission Bandwidth Limit	
UNII Devices	
<input checked="" type="checkbox"/>	For the 5.15-5.25 GHz band, N/A
<input type="checkbox"/>	For the 5.25-5.35 GHz band, the maximum conducted output power shall not exceed the lesser of 250 mW or 11 dBm + 10 log B, where B is the 26 dB emission bandwidth in MHz.
<input type="checkbox"/>	For the 5.47-5.725 GHz band, the maximum conducted output power shall not exceed the lesser of 250 mW or 11 dBm + 10 log B, where B is the 26 dB emission bandwidth in MHz.
<input checked="" type="checkbox"/>	For the 5.725-5.85 GHz band, 6 dB emission bandwidth \geq 500kHz.
LE-LAN Devices	
<input type="checkbox"/>	For the band 5.15-5.25 GHz, the maximum e.i.r.p. shall not exceed 200 mW or 10 + 10 log B, dBm, whichever power is less. B is the 99% emission bandwidth in MHz.
<input type="checkbox"/>	For the 5.25-5.35 GHz band, the maximum e.i.r.p. shall not exceed 1.0 W or 17 + 10 log B, dBm, whichever power is less. B is the 99% emission bandwidth in MHz
<input type="checkbox"/>	For the 5.47-5.6 GHz band and 5.65-5.725 GHz band, the maximum e.i.r.p. shall not exceed 1.0 W or 17 + 10 log B, dBm, whichever power is less. B is the 99% emission bandwidth in MHz
<input type="checkbox"/>	For the 5.725-5.85 GHz band, 6 dB emission bandwidth \geq 500kHz.

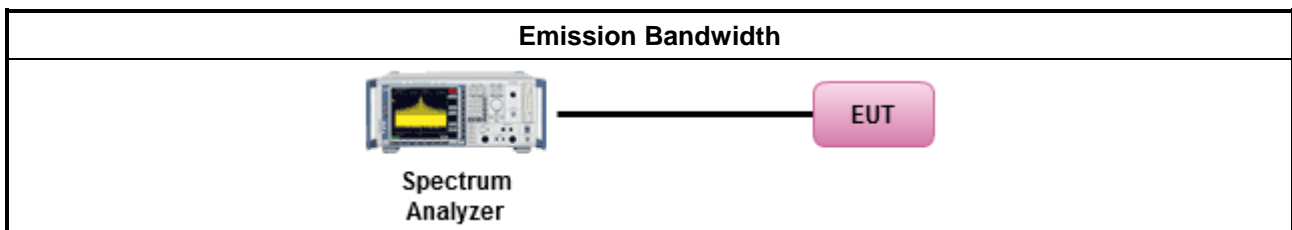
3.2.2 Measuring Instruments

Refer a test equipment and calibration data table in this test report.

3.2.3 Test Procedures

Test Method							
<ul style="list-style-type: none"> ▪ For the emission bandwidth shall be measured using one of the options below: <table border="1" style="width: 100%; border-collapse: collapse;"> <tr> <td style="width: 30px;"><input checked="" type="checkbox"/></td> <td>Refer as FCC KDB 789033, clause C for EBW and clause D for OBW measurement.</td> </tr> <tr> <td><input type="checkbox"/></td> <td>Refer as ANSI C63.10, clause 6.9.1 for occupied bandwidth testing.</td> </tr> <tr> <td><input type="checkbox"/></td> <td>Refer as IC RSS-Gen, clause 4.6 for bandwidth testing.</td> </tr> </table> 		<input checked="" type="checkbox"/>	Refer as FCC KDB 789033, clause C for EBW and clause D for OBW measurement.	<input type="checkbox"/>	Refer as ANSI C63.10, clause 6.9.1 for occupied bandwidth testing.	<input type="checkbox"/>	Refer as IC RSS-Gen, clause 4.6 for bandwidth testing.
<input checked="" type="checkbox"/>	Refer as FCC KDB 789033, clause C for EBW and clause D for OBW measurement.						
<input type="checkbox"/>	Refer as ANSI C63.10, clause 6.9.1 for occupied bandwidth testing.						
<input type="checkbox"/>	Refer as IC RSS-Gen, clause 4.6 for bandwidth testing.						

3.2.4 Test Setup



3.2.5 Test Result of Emission Bandwidth

Refer as Appendix B



3.3 Maximum Conducted Output Power

3.3.1 Maximum Conducted Output Power Limit

Maximum Conducted Output Power Limit	
UNII Devices	
<input checked="" type="checkbox"/> For the 5.15-5.25 GHz band:	
	<ul style="list-style-type: none"> ▪ Outdoor AP: the maximum conducted output power (P_{Out}) shall not exceed the lesser of 1 W. If $G_{TX} > 6$ dBi, then $P_{Out} = 30 - (G_{TX} - 6)$. e.i.r.p. at any elevation angle above 30 degrees $\leq 125mW$ [21dBm] ▪ Indoor AP: the maximum conducted output power (P_{Out}) shall not exceed the lesser of 1 W. If $G_{TX} > 6$ dBi, then $P_{Out} = 30 - (G_{TX} - 6)$ ▪ Point-to-point AP: the maximum conducted output power (P_{Out}) shall not exceed the lesser of 1 W. If $G_{TX} > 23$ dBi, then $P_{Out} = 30 - (G_{TX} - 23)$. ▪ Mobile or Portable Client: the maximum conducted output power (P_{Out}) shall not exceed the lesser of 250 mW. If $G_{TX} > 6$ dBi, then $P_{Out} = 24 - (G_{TX} - 6)$.
<input type="checkbox"/> For the 5.25-5.35 GHz band, the maximum conducted output power (P_{Out}) shall not exceed the lesser of 250 mW or $11 \text{ dBm} + 10 \log B$, where B is the 26 dB emission bandwidth in MHz. If $G_{TX} > 6$ dBi, then $P_{Out} = 24 - (G_{TX} - 6)$.	
<input type="checkbox"/> For the 5.47-5.725 GHz band, the maximum conducted output power (P_{Out}) shall not exceed the lesser of 250 mW or $11 \text{ dBm} + 10 \log B$, where B is the 26 dB emission bandwidth in MHz. If $G_{TX} > 6$ dBi, then $P_{Out} = 24 - (G_{TX} - 6)$.	
<input checked="" type="checkbox"/> For the 5.725-5.85 GHz band:	
	<ul style="list-style-type: none"> ▪ Point-to-multipoint systems (P2M): the maximum conducted output power (P_{Out}) shall not exceed the lesser of 1 W. If $G_{TX} > 6$ dBi, then $P_{Out} = 30 - (G_{TX} - 6)$. ▪ Point-to-point systems (P2P): the maximum conducted output power (P_{Out}) shall not exceed the lesser of 1 W.
LE-LAN Devices	
<input type="checkbox"/> For the 5.15-5.25 GHz band, the maximum e.i.r.p. shall not exceed 200 mW or $10 + 10 \log B$, dBm, whichever power is less. B is the 99% emission bandwidth in MHz.	
<input type="checkbox"/> For the 5.25-5.35 GHz band, the maximum e.i.r.p. shall not exceed 1.0 W or $17 + 10 \log B$, dBm, whichever power is less. B is the 99% emission bandwidth in MHz	
<input type="checkbox"/> For the 5.47-5.6 GHz band and 5.65-5.725 GHz band, the maximum e.i.r.p. shall not exceed 1.0 W or $17 + 10 \log B$, dBm, whichever power is less. B is the 99% emission bandwidth in MHz	
<input type="checkbox"/> For the 5.725-5.85 GHz band:	
	<ul style="list-style-type: none"> ▪ Point-to-multipoint systems (P2M): the maximum conducted output power (P_{Out}) shall not exceed the lesser of 1 W. If $G_{TX} > 6$ dBi, then $P_{Out} = 30 - (G_{TX} - 6)$. ▪ Point-to-point systems (P2P): the maximum conducted output power (P_{Out}) shall not exceed the lesser of 1 W.
P_{Out} = maximum conducted output power in dBm, G_{TX} = the maximum transmitting antenna directional gain in dBi.	


3.3.2 Measuring Instruments

Refer a test equipment and calibration data table in this test report.

3.3.3 Test Procedures

Test Method	
<ul style="list-style-type: none"> ▪ Maximum Conducted Output Power 	
Average over on/off periods with duty factor	
<input type="checkbox"/>	Refer as FCC KDB 789033, clause E Method SA-2 (spectral trace averaging).
<input type="checkbox"/>	Refer as FCC KDB 789033, clause E Method SA-2 Alt. (RMS detection with slow sweep speed)
Wideband RF power meter and average over on/off periods with duty factor	
<input checked="" type="checkbox"/>	Refer as FCC KDB 789033, clause E Method PM-G (using an RF average power meter).
<ul style="list-style-type: none"> ▪ For conducted measurement. 	
<ul style="list-style-type: none"> ▪ If the EUT supports multiple transmit chains using options given below: Refer as FCC KDB 662911, In-band power measurements. Using the measure-and-sum approach, measured all transmit ports individually. Sum the power (in linear power units e.g., mW) of all ports for each individual sample and save them. 	
<ul style="list-style-type: none"> ▪ If multiple transmit chains, EIRP calculation could be following as methods: $P_{total} = P_1 + P_2 + \dots + P_n$ (calculated in linear unit [mW] and transfer to log unit [dBm]) $EIRP_{total} = P_{total} + DG$ 	

3.3.4 Test Setup



3.3.5 Test Result of Maximum Conducted Output Power

Refer as Appendix C



3.4 Peak Power Spectral Density

3.4.1 Peak Power Spectral Density Limit

Peak Power Spectral Density Limit	
UNII Devices	
<input checked="" type="checkbox"/> For the 5.15-5.25 GHz band:	
<input type="checkbox"/>	<ul style="list-style-type: none"> ▪ Outdoor AP: the peak power spectral density (PPSD) shall not exceed the lesser of 17dBm/MHz. If $G_{TX} > 6$ dBi, then $P_{Out} = 17 - (G_{TX} - 6)$. ▪ Indoor AP: the peak power spectral density (PPSD) shall not exceed the lesser of 17dBm/MHz. If $G_{TX} > 6$ dBi, then $P_{Out} = 17 - (G_{TX} - 6)$. ▪ Point-to-point AP: the peak power spectral density (PPSD) shall not exceed the lesser of 17dBm/MHz. If $G_{TX} > 23$ dBi, then $P_{Out} = 17 - (G_{TX} - 23)$. ▪ Mobile or Portable Client: the peak power spectral density (PPSD) ≤ 11 dBm/MHz. If $G_{TX} > 6$ dBi, then $PPSD = 11 - (G_{TX} - 6)$.
<input type="checkbox"/> For the 5.25-5.35 GHz band, the peak power spectral density (PPSD) ≤ 11 dBm/MHz. If $G_{TX} > 6$ dBi, then $PPSD = 11 - (G_{TX} - 6)$.	
<input type="checkbox"/> For the 5.47-5.725 GHz band, the peak power spectral density (PPSD) ≤ 11 dBm/MHz. If $G_{TX} > 6$ dBi, then $PPSD = 11 - (G_{TX} - 6)$.	
<input checked="" type="checkbox"/> For the 5.725-5.85 GHz band:	
<input type="checkbox"/>	<ul style="list-style-type: none"> ▪ Point-to-multipoint systems (P2M): the peak power spectral density (PPSD) ≤ 30 dBm/500kHz. If $G_{TX} > 6$ dBi, then $PPSD = 30 - (G_{TX} - 6)$. ▪ Point-to-point systems (P2P): the peak power spectral density (PPSD) ≤ 30 dBm/500kHz.
LE-LAN Devices	
<input type="checkbox"/> For the 5.15-5.25 GHz band, the e.i.r.p. peak power spectral density (PPSD) ≤ 10 dBm/MHz.	
<input type="checkbox"/> For the 5.25-5.35 GHz band, the peak power spectral density (PPSD) ≤ 11 dBm/MHz.	
<input type="checkbox"/>	<ul style="list-style-type: none"> ▪ e.i.r.p. greater than 200 mW shall comply with the following e.i.r.p. at different elevations, where θ is the angle above the local horizontal plane (of the Earth) as shown below: -13 dBW/MHz for $0^\circ \leq \theta < 8^\circ$; -13 - 0.716 ($\theta-8$) dBW/MHz for $8^\circ \leq \theta < 40^\circ$ -35.9 - 1.22 ($\theta-40$) dBW/MHz for $40^\circ \leq \theta \leq 45^\circ$; -42 dBW/MHz for $\theta > 45^\circ$
<input type="checkbox"/> For the 5.47-5.6 GHz band and 5.65-5.725 GHz band, the peak power spectral density (PPSD) ≤ 11 dBm/MHz.	
<input type="checkbox"/> For the 5.725-5.85 GHz band:	
<input type="checkbox"/>	<ul style="list-style-type: none"> ▪ Point-to-multipoint systems (P2M): the peak power spectral density (PPSD) ≤ 30 dBm/500kHz. If $G_{TX} > 6$ dBi, then $PPSD = 30 - (G_{TX} - 6)$. ▪ Point-to-point systems (P2P): the peak power spectral density (PPSD) ≤ 30 dBm/500kHz.
<p>PPSD = peak power spectral density that he same method as used to determine the conducted output power shall be used to determine the power spectral density. And power spectral density in dBm/MHz G_{TX} = the maximum transmitting antenna directional gain in dBi.</p>	

3.4.2 Measuring Instruments

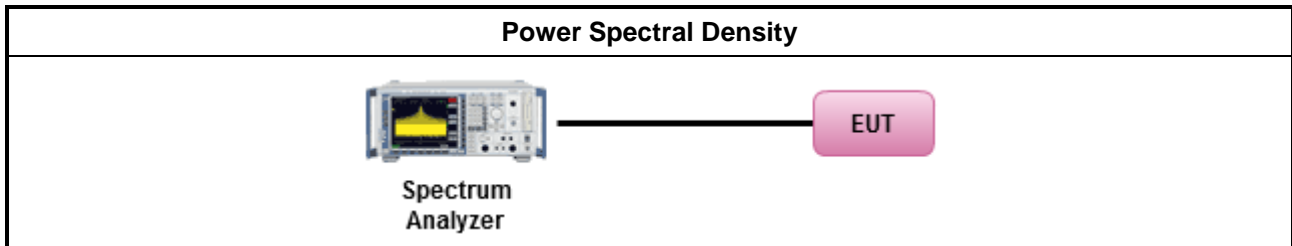
Refer a test equipment and calibration data table in this test report.



3.4.3 Test Procedures

Test Method	
<ul style="list-style-type: none"> ▪ Peak power spectral density procedures that the same method as used to determine the conducted output power shall be used to determine the peak power spectral density and use the peak search function on the spectrum analyzer to find the peak of the spectrum. For the peak power spectral density shall be measured using below options: 	
<input type="checkbox"/>	Refer as FCC KDB 789033, F5) power spectral density can be measured using resolution bandwidths < 1 MHz provided that the results are integrated over 1 MHz bandwidth
[duty cycle ≥ 98% or external video / power trigger]	
<input checked="" type="checkbox"/>	Refer as FCC KDB 789033, clause E Method SA-1 (spectral trace averaging).
<input type="checkbox"/>	Refer as FCC KDB 789033, clause E Method SA-1 Alt. (RMS detection with slow sweep speed)
duty cycle < 98% and average over on/off periods with duty factor	
<input checked="" type="checkbox"/>	Refer as FCC KDB 789033, clause E Method SA-2 (spectral trace averaging).
<input type="checkbox"/>	Refer as FCC KDB 789033, clause E Method SA-2 Alt. (RMS detection with slow sweep speed)
<ul style="list-style-type: none"> ▪ For conducted measurement. 	
<ul style="list-style-type: none"> ▪ If the EUT supports multiple transmit chains using options given below: 	
<input checked="" type="checkbox"/>	Option 1: Measure and sum the spectra across the outputs. Refer as FCC KDB 662911, In-band power spectral density (PSD). Sample all transmit ports simultaneously using a spectrum analyzer for each transmit port. Where the trace bin-by-bin of each transmit port summing can be performed. (i.e., in the first spectral bin of output 1 is summed with that in the first spectral bin of output 2 and that from the first spectral bin of output 3, and so on up to the NTX output to obtain the value for the first frequency bin of the summed spectrum.). Add up the amplitude (power) values for the different transmit chains and use this as the new data trace.
<input type="checkbox"/>	Option 2: Measure and sum spectral maxima across the outputs. With this technique, spectra are measured at each output of the device at the required resolution bandwidth. The maximum value (peak) of each spectrum is determined. These maximum values are then summed mathematically in linear power units across the outputs. These operations shall be performed separately over frequency spans that have different out-of-band or spurious emission limits,
<input type="checkbox"/>	Option 3: Measure and add 10 log(N) dB, where N is the number of transmit chains. Refer as FCC KDB 662911, In-band power spectral density (PSD). Performed at each transmit chains and each transmit chains shall be compared with the limit have been reduced with 10 log(N). Or each transmit chains shall be add 10 log(N) to compared with the limit.
<ul style="list-style-type: none"> ▪ If multiple transmit chains, EIRP PPSD calculation could be following as methods: $PPSD_{total} = PPSD_1 + PPSD_2 + \dots + PPSD_n$ (calculated in linear unit [mW] and transfer to log unit [dBm]) $EIRP_{total} = PPSD_{total} + DG$ 	

3.4.4 Test Setup



3.4.5 Test Result of Peak Power Spectral Density

Refer as Appendix D



3.5 Unwanted Emissions

3.5.1 Transmitter Unwanted Emissions Limit

Unwanted emissions below 1 GHz and restricted band emissions above 1GHz limit			
Frequency Range (MHz)	Field Strength (uV/m)	Field Strength (dBuV/m)	Measure Distance (m)
0.009~0.490	2400/F(kHz)	48.5 - 13.8	300
0.490~1.705	24000/F(kHz)	33.8 - 23	30
1.705~30.0	30	29	30
30~88	100	40	3
88~216	150	43.5	3
216~960	200	46	3
Above 960	500	54	3

Note 1: Test distance for frequencies at or above 30 MHz, measurements may be performed at a distance other than the limit distance provided they are not performed in the near field and the emissions to be measured can be detected by the measurement equipment. When performing measurements at a distance other than that specified, the results shall be extrapolated to the specified distance using an extrapolation factor of 20 dB/decade (inverse of linear distance for field-strength measurements, inverse of linear distance-squared for power-density measurements).

Note 2: Test distance for frequencies at below 30 MHz, measurements may be performed at a distance closer than the EUT limit distance; however, an attempt should be made to avoid making measurements in the near field. When performing measurements below 30 MHz at a closer distance than the limit distance, the results shall be extrapolated to the specified distance by either making measurements at a minimum of two or more distances on at least one radial to determine the proper extrapolation factor or by using the square of an inverse linear distance extrapolation factor (40 dB/decade). The test report shall specify the extrapolation method used to determine compliance of the EUT.

Note 3: Using the distance of 1m during the test for above 18 GHz, and the test value to correct for the distance factor at 3m.

Un-restricted band emissions above 1GHz Limit	
Operating Band	Limit
<input checked="" type="checkbox"/> 5.15 - 5.25 GHz	e.i.r.p. -27 dBm [68.2 dBuV/m @3m]
<input type="checkbox"/> 5.25 - 5.35 GHz	e.i.r.p. -27 dBm [68.2 dBuV/m @3m]
<input type="checkbox"/> 5.47 - 5.725 GHz	e.i.r.p. -27 dBm [68.2 dBuV/m @3m]
<input checked="" type="checkbox"/> 5.725 - 5.85 GHz	all emissions shall be limited to a level of -27 dBm/MHz at 75 MHz or more above or below the band edge increasing linearly to 10 dBm/MHz at 25 MHz above or below the band edge, and from 25 MHz above or below the band edge increasing linearly to a level of 15.6 dBm/MHz at 5 MHz above or below the band edge, and from 5 MHz above or below the band edge increasing linearly to a level of 27 dBm/MHz at the band edge.

Note 1: Measurements may be performed at a distance other than the limit distance provided they are not performed in the near field and the emissions to be measured can be detected by the measurement equipment. When performing measurements at a distance other than that specified, the results shall be extrapolated to the specified distance using an extrapolation factor of 20 dB/decade (inverse of



linear distance for field-strength measurements, inverse of linear distance-squared for power-density measurements).

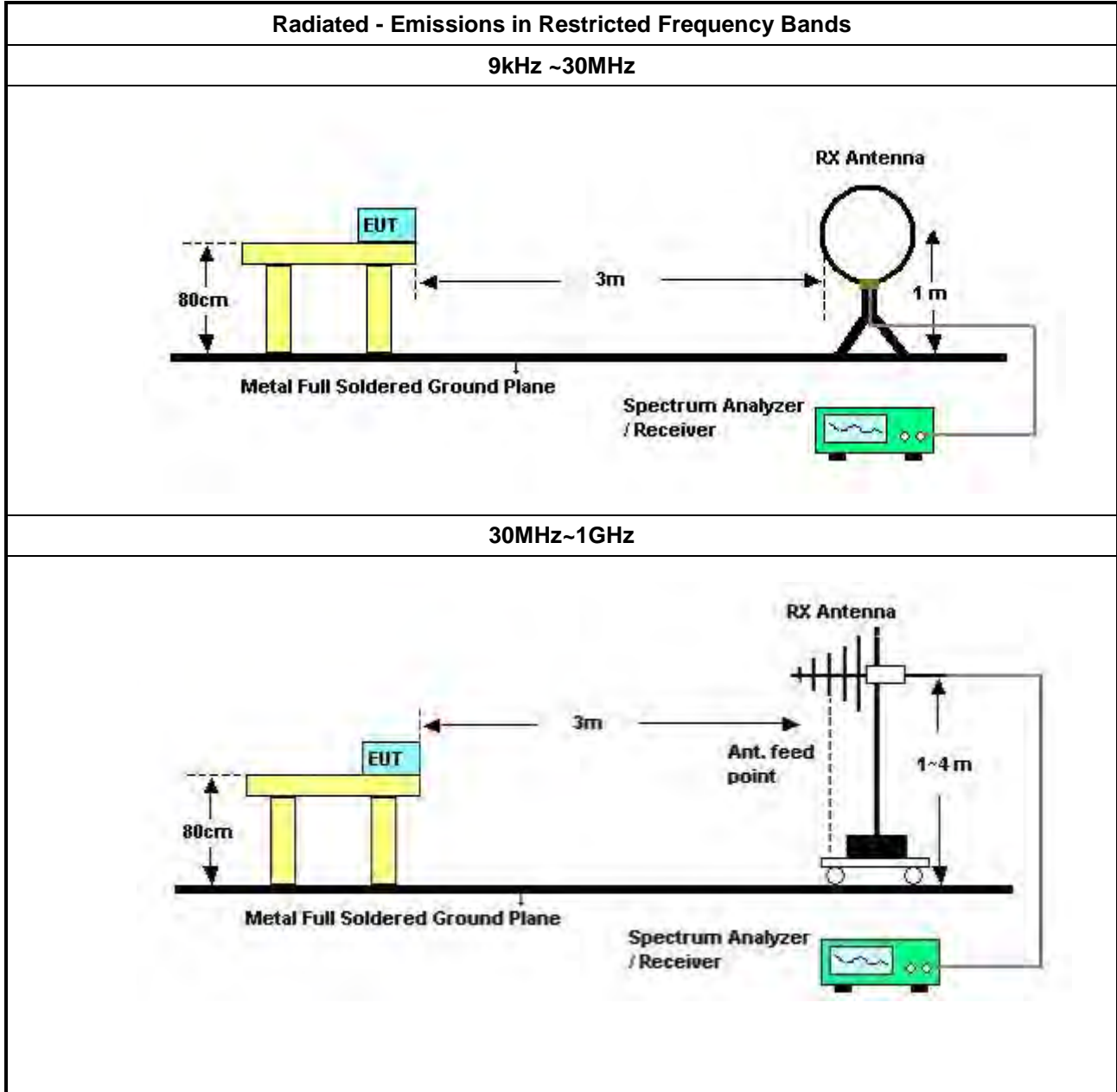
3.5.2 Measuring Instruments

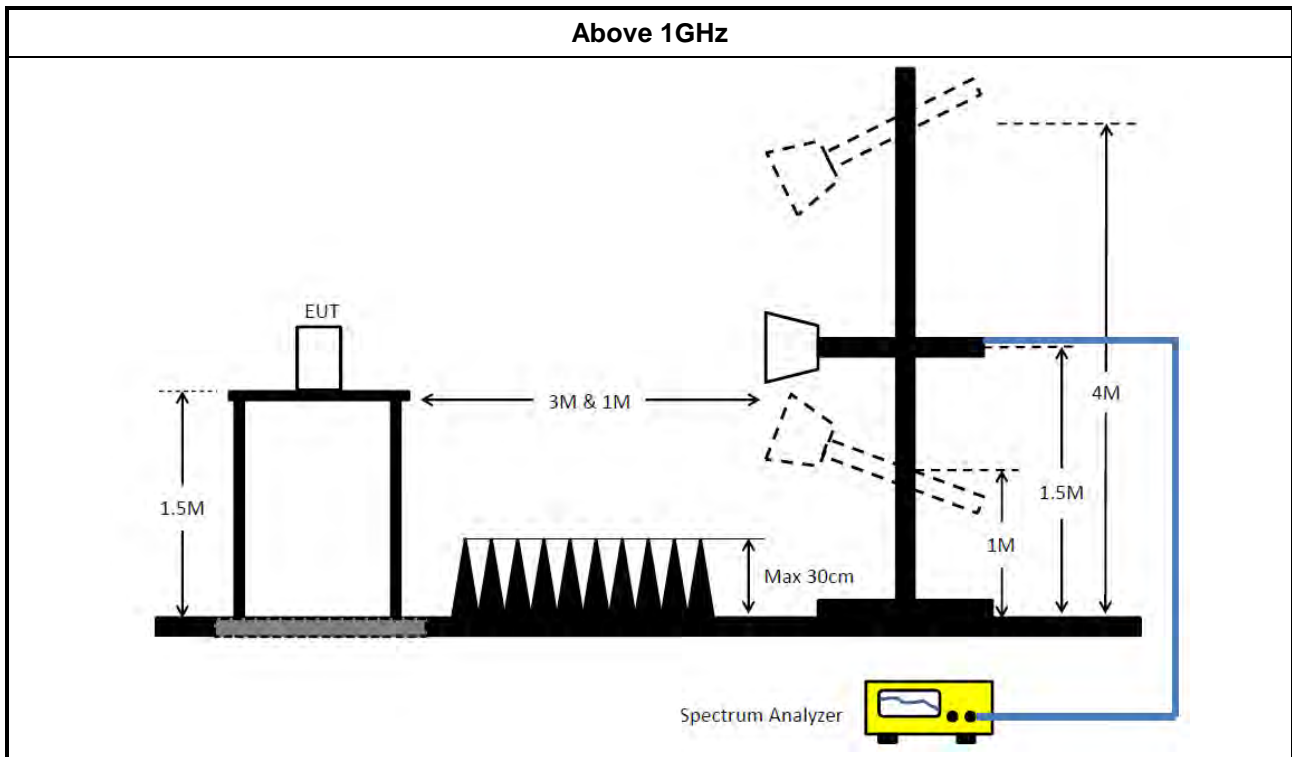
Refer a test equipment and calibration data table in this test report.

3.5.3 Test Procedures

Test Method	
	<ul style="list-style-type: none"> ▪ Measurements may be performed at a distance other than the limit distance provided they are not performed in the near field and the emissions to be measured can be detected by the measurement equipment. Measurements shall not be performed at a distance greater than 30 m for frequencies above 30 MHz, unless it can be further demonstrated that measurements at a distance of 30 m or less are impractical. When performing measurements at a distance other than that specified, the results shall be extrapolated to the specified distance using an extrapolation factor of 20 dB/decade (inverse of linear distance for field-strength measurements, inverse of linear distance-squared for power-density measurements).
	<ul style="list-style-type: none"> ▪ The average emission levels shall be measured in [duty cycle ≥ 98 or duty factor].
	<ul style="list-style-type: none"> ▪ For the transmitter unwanted emissions shall be measured using following options below: <ul style="list-style-type: none"> ▪ Refer as FCC KDB 789033, clause G)2) for unwanted emissions into non-restricted bands. ▪ Refer as FCC KDB 789033, clause G)1) for unwanted emissions into restricted bands. <ul style="list-style-type: none"> <input type="checkbox"/> Refer as FCC KDB 789033, G)6) Method AD (Trace Averaging). <input checked="" type="checkbox"/> Refer as FCC KDB 789033, G)6) Method VB (Reduced VBW). <input type="checkbox"/> Refer as ANSI C63.10, clause 11.12.2.5.3 (Reduced VBW). VBW ≥ 1/T, where T is pulse time. <input type="checkbox"/> Refer as ANSI C63.10, clause 7.5 average value of pulsed emissions. <input checked="" type="checkbox"/> Refer as FCC KDB 789033, clause G)5) measurement procedure peak limit. <input type="checkbox"/> Refer as ANSI C63.10, clause 4.1.4.2.2 measurement procedure peak limit.
	<ul style="list-style-type: none"> ▪ For radiated measurement. <ul style="list-style-type: none"> ▪ Refer as ANSI C63.10, clause 6.4 for radiated emissions below 30 MHz and test distance is 3m. ▪ Refer as ANSI C63.10, clause 6.5 for radiated emissions 30 MHz to 1 GHz and test distance is 3m. ▪ Refer as ANSI C63.10, clause 6.6 for radiated emissions above 1GHz.
	<ul style="list-style-type: none"> ▪ The any unwanted emissions level shall not exceed the fundamental emission level.
	<ul style="list-style-type: none"> ▪ All amplitude of spurious emissions that are attenuated by more than 20 dB below the permissible value has no need to be reported.

3.5.4 Test Setup





3.5.5 Measurement Results Calculation

The measured Level is calculated using:

Corrected Reading: Antenna Factor + Cable Loss + Read Level - Preamp Factor = Level.

3.5.6 Transmitter Unwanted Emissions (Below 30MHz)

There is a comparison data of both open-field test site and alternative test site - semi-Anechoic chamber according to KDB414788 Radiated Test Site, and the result came out very similar.

All amplitude of spurious emissions that are attenuated by more than 20 dB below the permissible value has no need to be reported.

The radiated emissions were investigated from 9 kHz or the lowest frequency generated within the device, up to the 10 harmonic or 40 GHz, whichever is appropriate.

3.5.7 Test Result of Transmitter Unwanted Emissions

Refer as Appendix E



4 Test Equipment and Calibration Data

Instrument	Manufacturer	Model No.	Serial No.	Characteristics	Calibration Date	Calibration Due Date	Remark
EMI Receiver	Agilent	N9038A	My52260123	9kHz ~ 8.45GHz	Jan. 28, 2019	Jan. 29, 2020	Conduction (CO01-CB)
LISN	F.C.C.	FCC-LISN-50-16-2	04083	150kHz ~ 100MHz	Dec. 25, 2019	Dec. 24, 2020	Conduction (CO01-CB)
LISN	Schwarzbeck	NSLK 8127	8127478	9kHz ~ 30MHz	Oct. 30, 2019	Oct. 29, 2020	Conduction (CO01-CB)
COND Cable	Woken	Cable	Low cable-CO01	9kHz ~ 30MHz	May 21, 2019	May 20, 2020	Conduction (CO01-CB)
Software	Audix	E3	6.120210n	-	N.C.R.	N.C.R.	Conduction (CO01-CB)
Bilog Antenna with 6 dB attenuator	TESEQ & EMCI	CBL6112D & N-6-06	37878 & AT-N0606	20MHz ~ 2GHz	Aug. 03, 2019	Aug. 02, 2020	Radiation (03CH06-CB)
Loop Antenna	Teseq	HLA 6120	24155	9kHz - 30 MHz	Mar. 29, 2019	Mar. 28, 2020	Radiation (03CH06-CB)
Horn Antenna	SCHWARZBECK	BBHA9120D	9120D-1292	1GHz~18GHz	Jul. 17, 2019	Jul. 16, 2020	Radiation (03CH06-CB)
Horn Antenna	SCHWARZBECK	BBHA 9170	BBHA9170507	15GHz ~ 40GHz	Jun. 12, 2019	Jun. 11, 2020	Radiation (03CH06-CB)
Pre-Amplifier	Agilent	310N	187290	0.1MHz ~ 1GHz	May 07, 2019	May 06, 2020	Radiation (03CH06-CB)
Pre-Amplifier	Agilent	83017A	MY53270064	0.5GHz ~ 26.5GHz	May 08, 2019	May 07, 2020	Radiation (03CH06-CB)
Pre-Amplifier	MITEQ	TTA1840-35-HG	1864479	18GHz ~ 40GHz	Jul. 03, 2019	Jul. 02, 2020	Radiation (03CH06-CB)
Spectrum analyzer	R&S	FSP40	100080	9kHz~40GHz	Oct. 21, 2019	Oct. 20, 2020	Radiation (03CH06-CB)
EMI Test Receiver	R&S	ESCS	826547/017	9kHz ~ 2.75GHz	May 15, 2019	May 14, 2020	Radiation (03CH06-CB)
RF Cable-low	HUBER+SUHNER	RG402	Low Cable-05+24	30MHz~1GHz	Oct. 07, 2019	Oct. 06, 2020	Radiation (03CH06-CB)
RF Cable-high	HUBER+SUHNER	RG402	High Cable-05	1GHz~18GHz	Oct. 07, 2019	Oct. 06, 2020	Radiation (03CH06-CB)
RF Cable-high	HUBER+SUHNER	RG402	High Cable-05+24	1GHz~18GHz	Oct. 07, 2019	Oct. 06, 2020	Radiation (03CH06-CB)
RF Cable-high	Woken	RG402	High Cable-40G#1	18GHz ~ 40 GHz	Jul. 24, 2019	Jul. 23, 2020	Radiation (03CH06-CB)



Instrument	Manufacturer	Model No.	Serial No.	Characteristics	Calibration Date	Calibration Due Date	Remark
Spectrum analyzer	R&S	FSV40	101028	9kHz~40GHz	Nov. 01, 2019	Oct. 31, 2020	Conducted (TH03-CB)
Power Sensor	Anritsu	MA2411B	1726195	300MHz~40GHz	Aug. 13, 2019	Aug. 12, 2020	Conducted (TH03-CB)
Power Meter	Anritsu	ML2495A	1035008	300MHz~40GHz	Aug. 13, 2019	Aug. 12, 2020	Conducted (TH03-CB)
RF Cable-high	Woken	RG402	High Cable-11	1 GHz – 26.5 GHz	Oct. 07, 2019	Oct. 06, 2020	Conducted (TH03-CB)
RF Cable-high	Woken	RG402	High Cable-12	1 GHz – 26.5 GHz	Oct. 07, 2019	Oct. 06, 2020	Conducted (TH03-CB)
RF Cable-high	Woken	RG402	High Cable-13	1 GHz – 26.5 GHz	Oct. 07, 2019	Oct. 06, 2020	Conducted (TH03-CB)
RF Cable-high	Woken	RG402	High Cable-14	1 GHz – 26.5 GHz	Oct. 07, 2019	Oct. 06, 2020	Conducted (TH03-CB)
RF Cable-high	Woken	RG402	High Cable-15	1 GHz – 26.5 GHz	Oct. 07, 2019	Oct. 06, 2020	Conducted (TH03-CB)

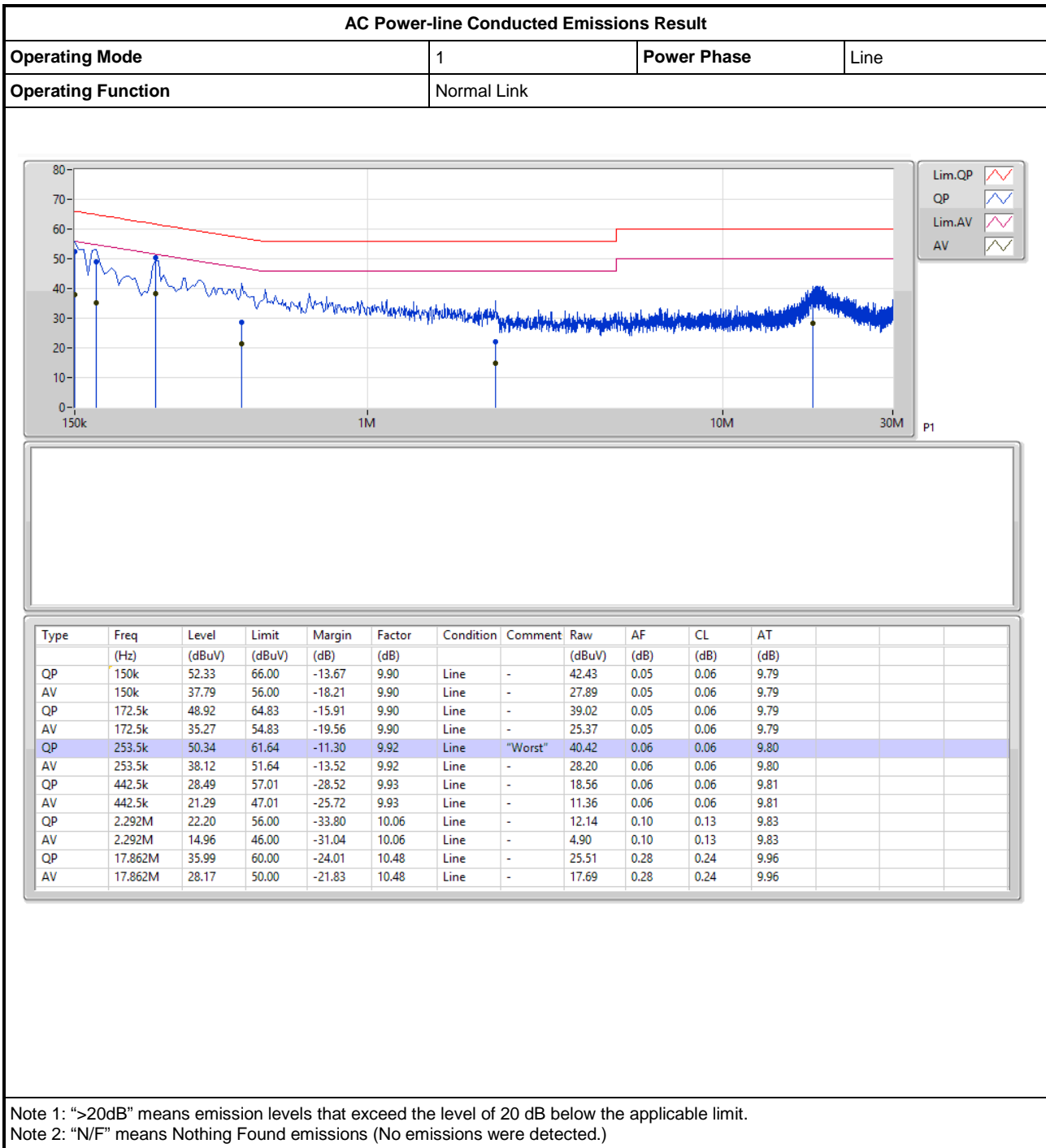
Note: Calibration Interval of instruments listed above is one year.

NCR means Non-Calibration required.



AC Power-line Conducted Emissions Result

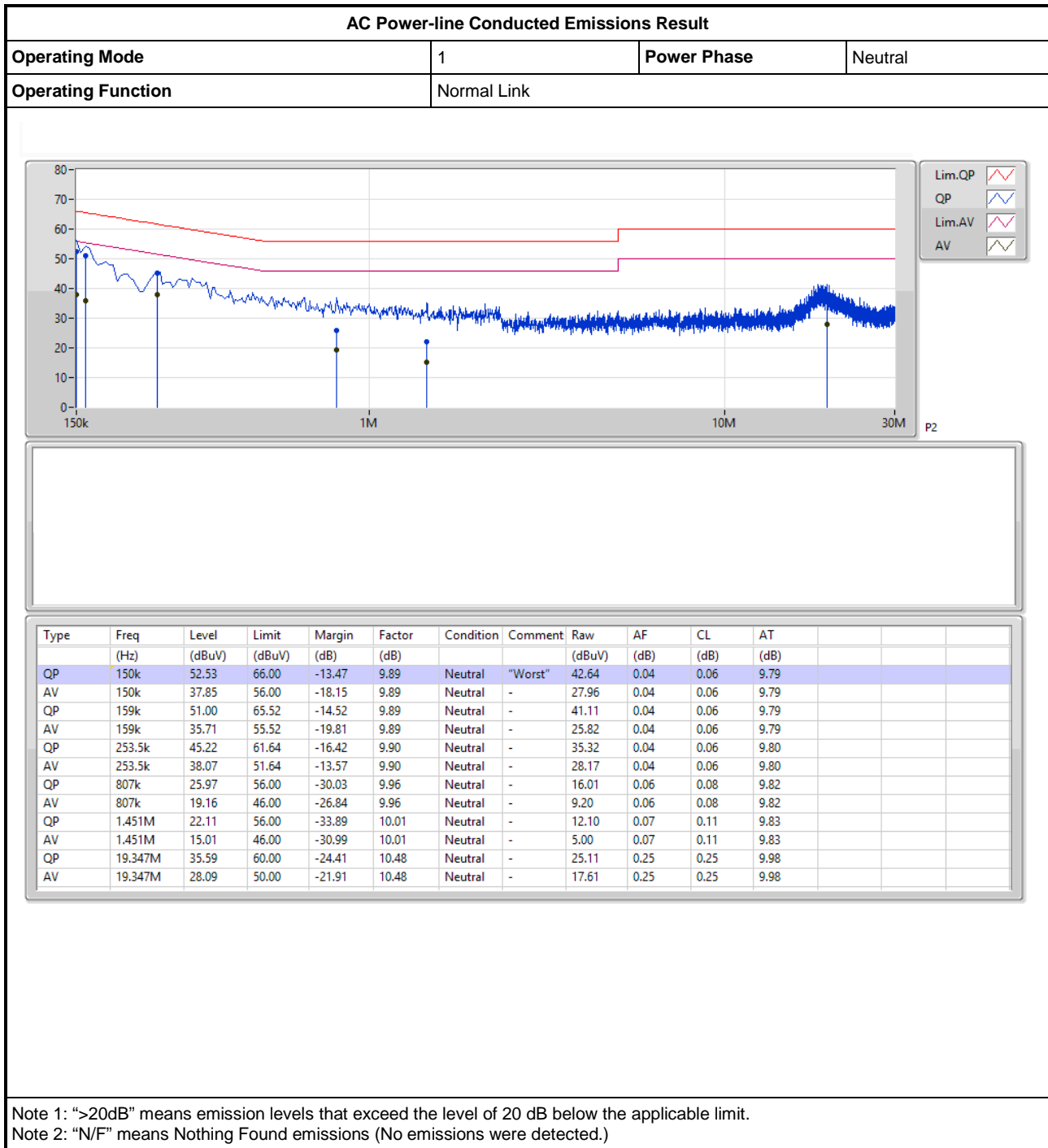
Appendix A





AC Power-line Conducted Emissions Result

Appendix A





Summary

Mode	Max-N dB (Hz)	Max-OBW (Hz)	ITU-Code	Min-N dB (Hz)	Min-OBW (Hz)
5.15-5.25GHz	-	-	-	-	-
802.11a_Nss1,(6Mbps)_2TX	36.66M	19.73M	19M7D1D	20.37M	16.612M
802.11ac VHT20_Nss1,(MCS0)_2TX	43.08M	26.927M	26M9D1D	20.46M	17.601M
802.11ac VHT40_Nss1,(MCS0)_2TX	73.74M	36.462M	36M5D1D	39.24M	35.862M
802.11ac VHT80_Nss1,(MCS0)_2TX	82.68M	75.562M	75M6D1D	82.44M	75.562M
802.11ac VHT20-BF_Nss1,(MCS0)_2TX	24.78M	17.751M	17M8D1D	19.83M	17.601M
802.11ac VHT40-BF_Nss1,(MCS0)_2TX	40.62M	35.982M	36M0D1D	38.88M	35.802M
802.11ac VHT80-BF_Nss1,(MCS0)_2TX	81M	75.562M	75M6D1D	80.28M	75.322M
5.725-5.85GHz	-	-	-	-	-
802.11a_Nss1,(6Mbps)_4TX	16.32M	16.462M	16M5D1D	16.29M	16.342M
802.11ac VHT20_Nss1,(MCS0)_4TX	17.58M	17.631M	17M6D1D	17.28M	17.541M
802.11ac VHT40_Nss1,(MCS0)_4TX	36.06M	36.042M	36M0D1D	34.98M	35.922M
802.11ac VHT80_Nss1,(MCS0)_4TX	76.32M	76.042M	76M0D1D	76.08M	75.802M
802.11ac VHT20-BF_Nss1,(MCS0)_4TX	17.55M	17.661M	17M7D1D	16.83M	17.571M
802.11ac VHT40-BF_Nss1,(MCS0)_4TX	35.22M	36.222M	36M2D1D	30.06M	35.862M
802.11ac VHT80-BF_Nss1,(MCS0)_4TX	75.24M	75.922M	75M9D1D	71.52M	75.562M

Max-N dB = Maximum 6dB down bandwidth for 5.725-5.85GHz band / Maximum 26dB down bandwidth for other band;

Max-OBW = Maximum 99% occupied bandwidth;

Min-N dB = Minimum 6dB down bandwidth for 5.725-5.85GHz band / Maximum 26dB down bandwidth for other band;

Min-OBW = Minimum 99% occupied bandwidth;



Result

Mode	Result	Limit (Hz)	Port 1-N dB (Hz)	Port 1-OBW (Hz)	Port 2-N dB (Hz)	Port 2-OBW (Hz)	Port 3-N dB (Hz)	Port 3-OBW (Hz)	Port 4-N dB (Hz)	Port 4-OBW (Hz)
802.11a_Nss1,(6Mbps)_2TX	-	-	-	-	-	-	-	-	-	-
5180MHz	Pass	Inf	20.43M	17.631M	20.37M	17.571M	-	-	-	-
5200MHz	Pass	Inf	34.53M	17.271M	35.76M	17.961M	-	-	-	-
5240MHz	Pass	Inf	36.66M	19.73M	31.68M	16.612M	-	-	-	-
802.11a_Nss1,(6Mbps)_4TX	-	-	-	-	-	-	-	-	-	-
5745MHz	Pass	500k	16.32M	16.402M	16.29M	16.402M	16.32M	16.342M	16.32M	16.462M
5785MHz	Pass	500k	16.32M	16.432M	16.32M	16.402M	16.32M	16.372M	16.32M	16.432M
5825MHz	Pass	500k	16.32M	16.402M	16.29M	16.402M	16.32M	16.372M	16.32M	16.402M
802.11ac VHT20_Nss1,(MCS0)_2TX	-	-	-	-	-	-	-	-	-	-
5180MHz	Pass	Inf	20.46M	17.601M	20.91M	17.631M	-	-	-	-
5200MHz	Pass	Inf	42.27M	25.007M	43.08M	26.927M	-	-	-	-
5240MHz	Pass	Inf	36.36M	19.7M	30.15M	17.751M	-	-	-	-
802.11ac VHT20_Nss1,(MCS0)_4TX	-	-	-	-	-	-	-	-	-	-
5745MHz	Pass	500k	17.52M	17.601M	17.55M	17.571M	17.55M	17.541M	17.58M	17.631M
5785MHz	Pass	500k	17.58M	17.601M	17.58M	17.571M	17.55M	17.541M	17.58M	17.631M
5825MHz	Pass	500k	17.55M	17.601M	17.58M	17.571M	17.28M	17.571M	17.55M	17.601M
802.11ac VHT40_Nss1,(MCS0)_2TX	-	-	-	-	-	-	-	-	-	-
5190MHz	Pass	Inf	39.24M	35.922M	39.6M	35.862M	-	-	-	-
5230MHz	Pass	Inf	73.74M	36.462M	48.6M	36.102M	-	-	-	-
802.11ac VHT40_Nss1,(MCS0)_4TX	-	-	-	-	-	-	-	-	-	-
5755MHz	Pass	500k	35.1M	35.982M	35.94M	36.042M	35.34M	35.922M	34.98M	35.922M
5795MHz	Pass	500k	36.06M	35.922M	35.1M	35.982M	35.94M	35.922M	35.58M	35.922M
802.11ac VHT80_Nss1,(MCS0)_2TX	-	-	-	-	-	-	-	-	-	-
5210MHz	Pass	Inf	82.44M	75.562M	82.68M	75.562M	-	-	-	-
802.11ac VHT80_Nss1,(MCS0)_4TX	-	-	-	-	-	-	-	-	-	-
5775MHz	Pass	500k	76.08M	75.802M	76.32M	75.802M	76.32M	76.042M	76.32M	75.802M
802.11ac VHT20-BF_Nss1,(MCS0)_2TX	-	-	-	-	-	-	-	-	-	-
5180MHz	Pass	Inf	20.31M	17.661M	19.83M	17.601M	-	-	-	-
5200MHz	Pass	Inf	24.78M	17.751M	23.73M	17.721M	-	-	-	-
5240MHz	Pass	Inf	20.13M	17.631M	20.73M	17.751M	-	-	-	-
802.11ac VHT20-BF_Nss1,(MCS0)_4TX	-	-	-	-	-	-	-	-	-	-
5745MHz	Pass	500k	17.1M	17.601M	16.83M	17.571M	17.13M	17.601M	17.22M	17.631M
5785MHz	Pass	500k	17.31M	17.601M	17.34M	17.571M	17.22M	17.601M	17.25M	17.661M
5825MHz	Pass	500k	17.55M	17.601M	17.25M	17.601M	17.25M	17.601M	17.55M	17.631M
802.11ac VHT40-BF_Nss1,(MCS0)_2TX	-	-	-	-	-	-	-	-	-	-
5190MHz	Pass	Inf	39.12M	35.802M	38.94M	35.982M	-	-	-	-
5230MHz	Pass	Inf	38.88M	35.802M	40.62M	35.982M	-	-	-	-
802.11ac VHT40-BF_Nss1,(MCS0)_4TX	-	-	-	-	-	-	-	-	-	-



Mode	Result	Limit (Hz)	Port 1-N dB (Hz)	Port 1-OBW (Hz)	Port 2-N dB (Hz)	Port 2-OBW (Hz)	Port 3-N dB (Hz)	Port 3-OBW (Hz)	Port 4-N dB (Hz)	Port 4-OBW (Hz)
5755MHz	Pass	500k	33.78M	35.922M	34.86M	35.862M	32.58M	35.862M	30.24M	35.862M
5795MHz	Pass	500k	34.08M	35.922M	35.22M	35.922M	34.44M	36.222M	30.06M	35.922M
802.11ac VHT80-BF_Nss1,(MCS0)_2TX	-	-	-	-	-	-	-	-	-	-
5210MHz	Pass	Inf	81M	75.562M	80.28M	75.322M	-	-	-	-
802.11ac VHT80-BF_Nss1,(MCS0)_4TX	-	-	-	-	-	-	-	-	-	-
5775MHz	Pass	500k	72.6M	75.682M	75.24M	75.562M	71.52M	75.922M	71.64M	75.562M

Port X-N dB = Port X 6dB down bandwidth for 5.725-5.85GHz band / 26dB down bandwidth for other band

Port X-OBW = Port X 99% occupied bandwidth;

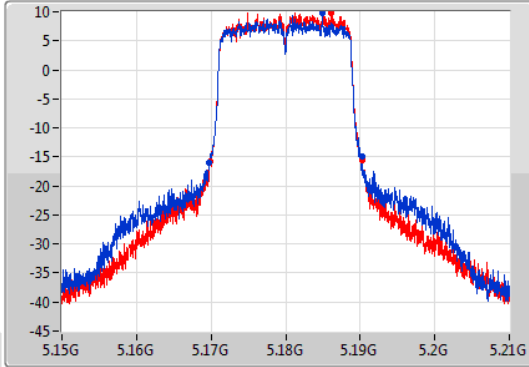
802.11a_Nss1,(6Mbps)_2TX

EBW

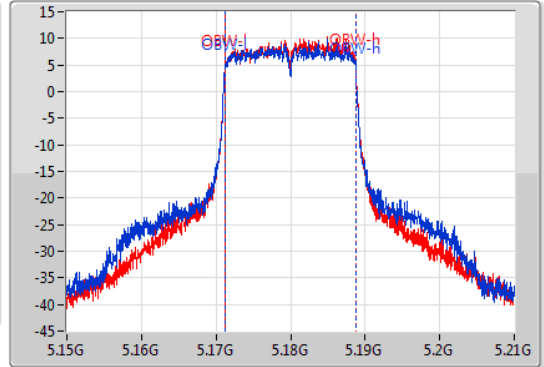
5180MHz

20/01/2020

CF
5.18GHz
Span
60MHz
RBW
200kHz
VBW
1MHz
Sweep Time
100ms
Detector Type
Peak



CF
5.18GHz
Span
60MHz
RBW
200kHz
VBW
1MHz
Sweep Time
100ms
Detector Type
Peak



26dB(Hz)	Fl-26dB(Hz)	Fh-26dB(Hz)	OBW(Hz)	Fl-OBW(Hz)	Fh-OBW(Hz)	Limit(Hz)	Port
20.43M	5.1698G	5.19023G	17.631M	5.171154G	5.188786G	Inf	1
20.37M	5.16989G	5.19026G	17.571M	5.171184G	5.188756G	Inf	2

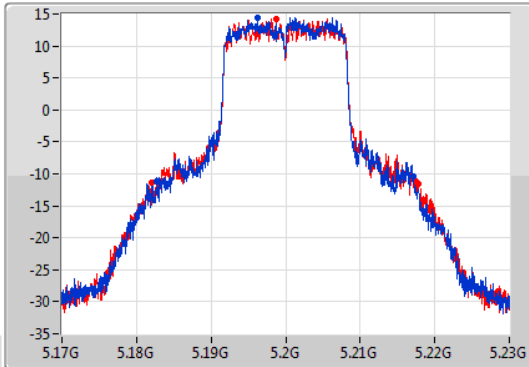
802.11a_Nss1,(6Mbps)_2TX

EBW

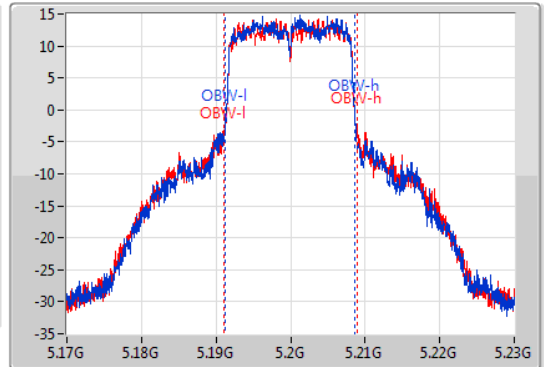
5200MHz

20/01/2020

CF
5.2GHz
Span
60MHz
RBW
200kHz
VBW
1MHz
Sweep Time
100ms
Detector Type
Peak



CF
5.2GHz
Span
60MHz
RBW
200kHz
VBW
1MHz
Sweep Time
100ms
Detector Type
Peak



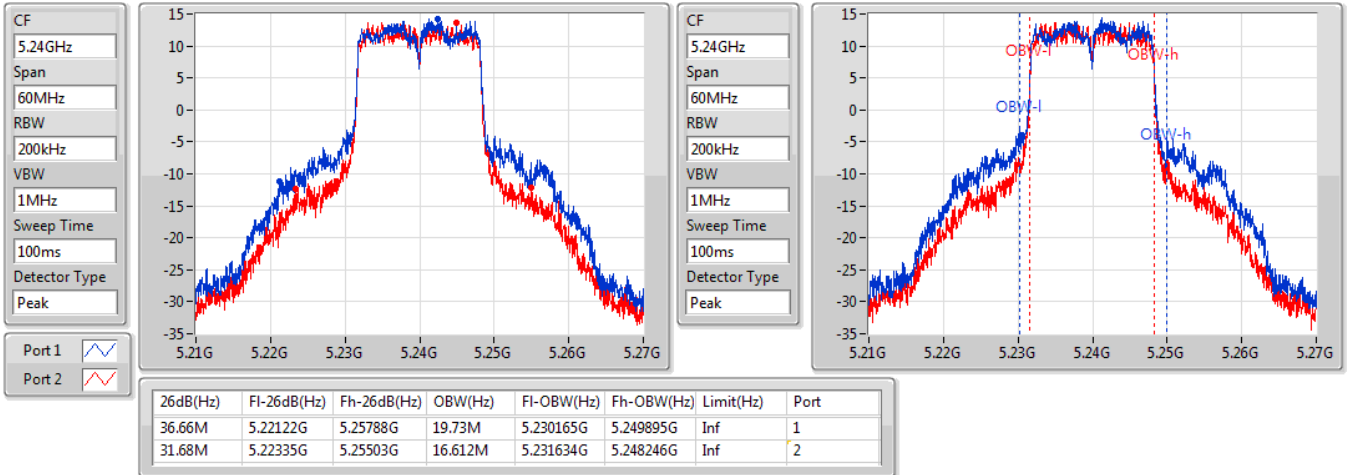
26dB(Hz)	Fl-26dB(Hz)	Fh-26dB(Hz)	OBW(Hz)	Fl-OBW(Hz)	Fh-OBW(Hz)	Limit(Hz)	Port
34.53M	5.18266G	5.21719G	17.271M	5.191304G	5.208576G	Inf	1
35.76M	5.18203G	5.21779G	17.961M	5.191004G	5.208966G	Inf	2

802.11a_Nss1,(6Mbps)_2TX

EBW

5240MHz

20/01/2020

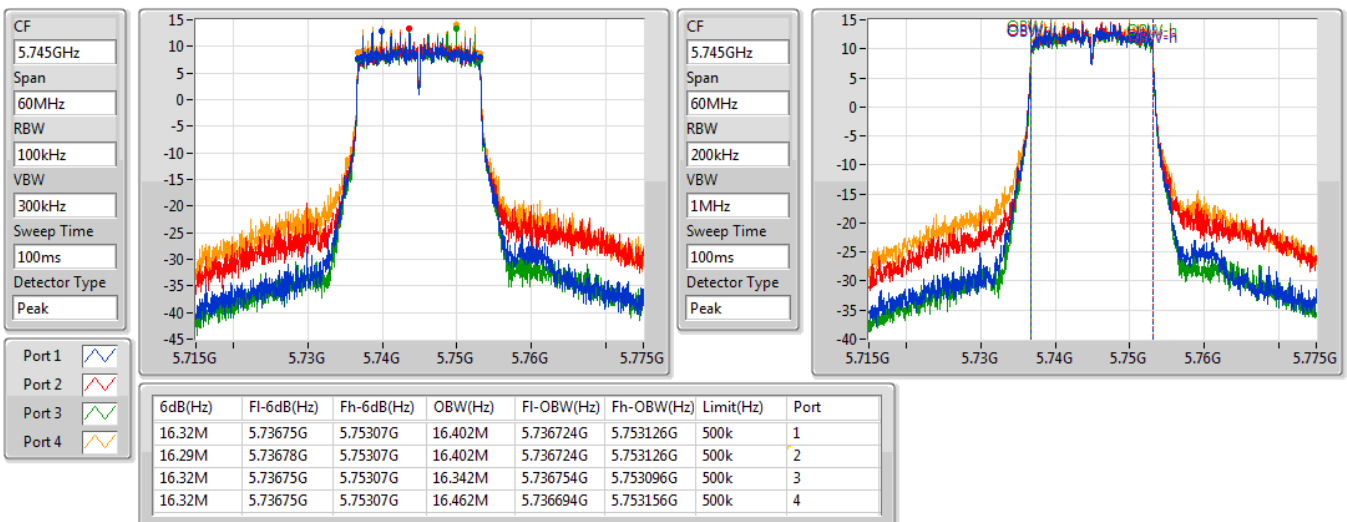


802.11a_Nss1,(6Mbps)_4TX

EBW

5745MHz

20/01/2020



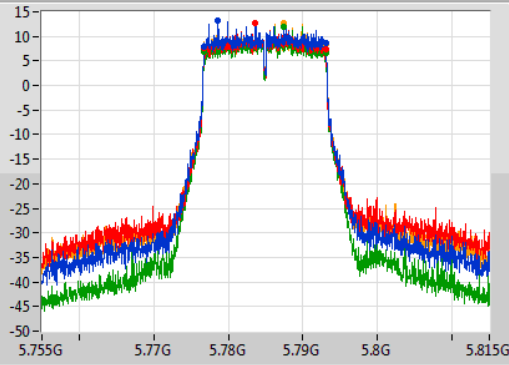
802.11a_Nss1,(6Mbps)_4TX

EBW

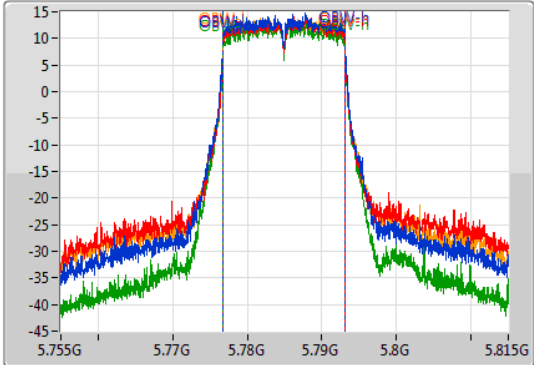
5785MHz

20/01/2020

CF
5.785GHz
Span
60MHz
RBW
100kHz
VBW
300kHz
Sweep Time
100ms
Detector Type
Peak



CF
5.785GHz
Span
60MHz
RBW
200kHz
VBW
1MHz
Sweep Time
100ms
Detector Type
Peak



Port 1
Port 2
Port 3
Port 4

6dB(Hz)	Fl-6dB(Hz)	Fh-6dB(Hz)	OBW(Hz)	Fl-OBW(Hz)	Fh-OBW(Hz)	Limit(Hz)	Port
16.32M	5.77675G	5.79307G	16.432M	5.776694G	5.793126G	500k	1
16.32M	5.77675G	5.79307G	16.402M	5.776724G	5.793126G	500k	2
16.32M	5.77675G	5.79307G	16.372M	5.776724G	5.793096G	500k	3
16.32M	5.77675G	5.79307G	16.432M	5.776694G	5.793126G	500k	4

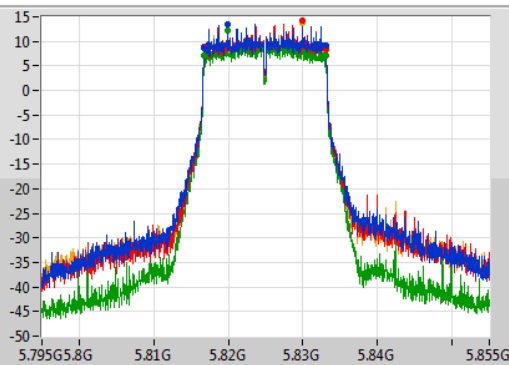
802.11a_Nss1,(6Mbps)_4TX

EBW

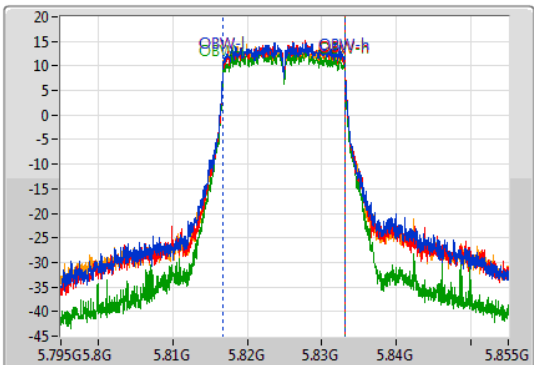
5825MHz

20/01/2020

CF
5.825GHz
Span
60MHz
RBW
100kHz
VBW
300kHz
Sweep Time
100ms
Detector Type
Peak



CF
5.825GHz
Span
60MHz
RBW
200kHz
VBW
1MHz
Sweep Time
100ms
Detector Type
Peak



Port 1
Port 2
Port 3
Port 4

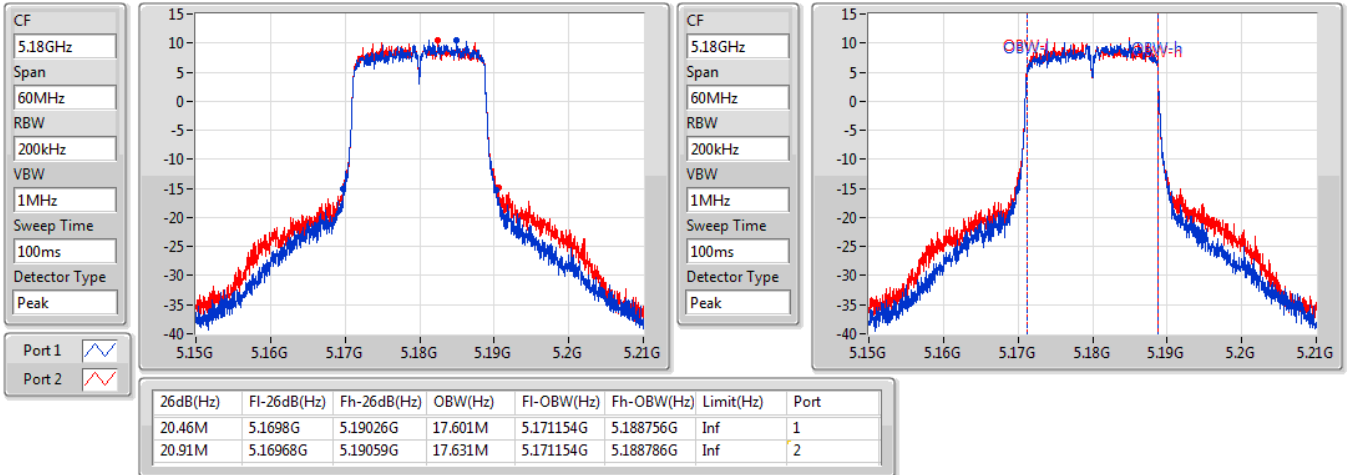
6dB(Hz)	Fl-6dB(Hz)	Fh-6dB(Hz)	OBW(Hz)	Fl-OBW(Hz)	Fh-OBW(Hz)	Limit(Hz)	Port
16.32M	5.81675G	5.83307G	16.402M	5.816724G	5.833126G	500k	1
16.29M	5.81678G	5.83307G	16.402M	5.816724G	5.833126G	500k	2
16.32M	5.81675G	5.83307G	16.372M	5.816724G	5.833096G	500k	3
16.32M	5.81675G	5.83307G	16.402M	5.816724G	5.833126G	500k	4

802.11ac VHT20_Nss1,(MCS0)_2TX

EBW

5180MHz

20/01/2020

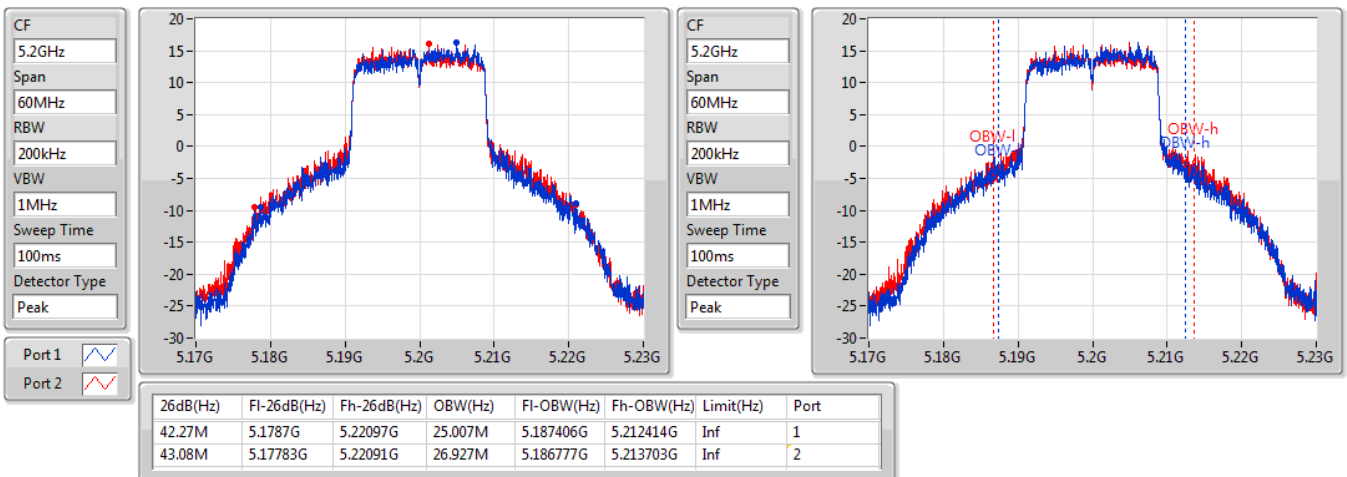


802.11ac VHT20_Nss1,(MCS0)_2TX

EBW

5200MHz

20/01/2020

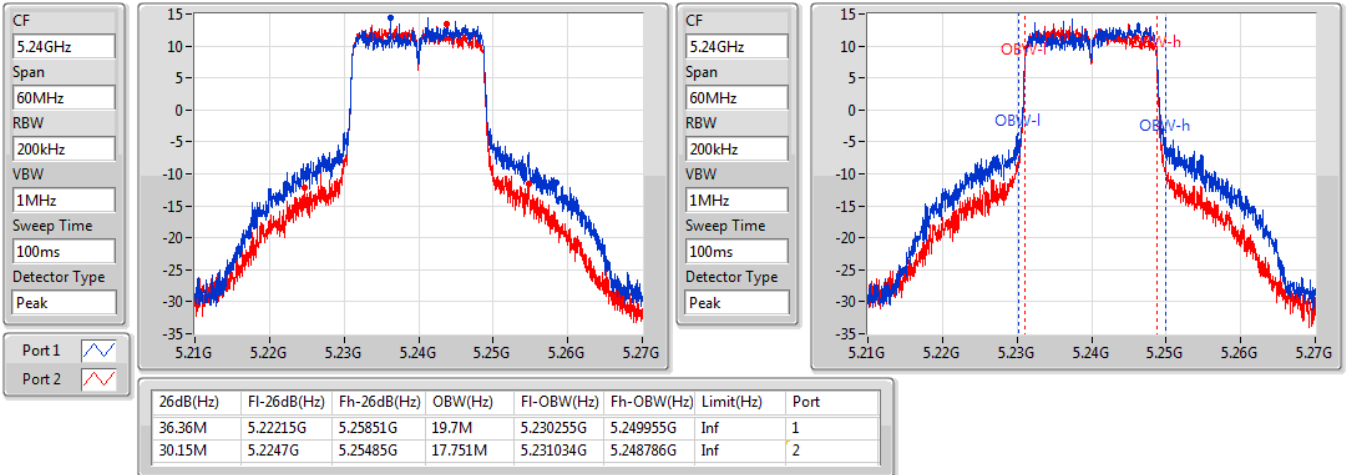


802.11ac VHT20_Nss1,(MCS0)_2TX

EBW

5240MHz

20/01/2020

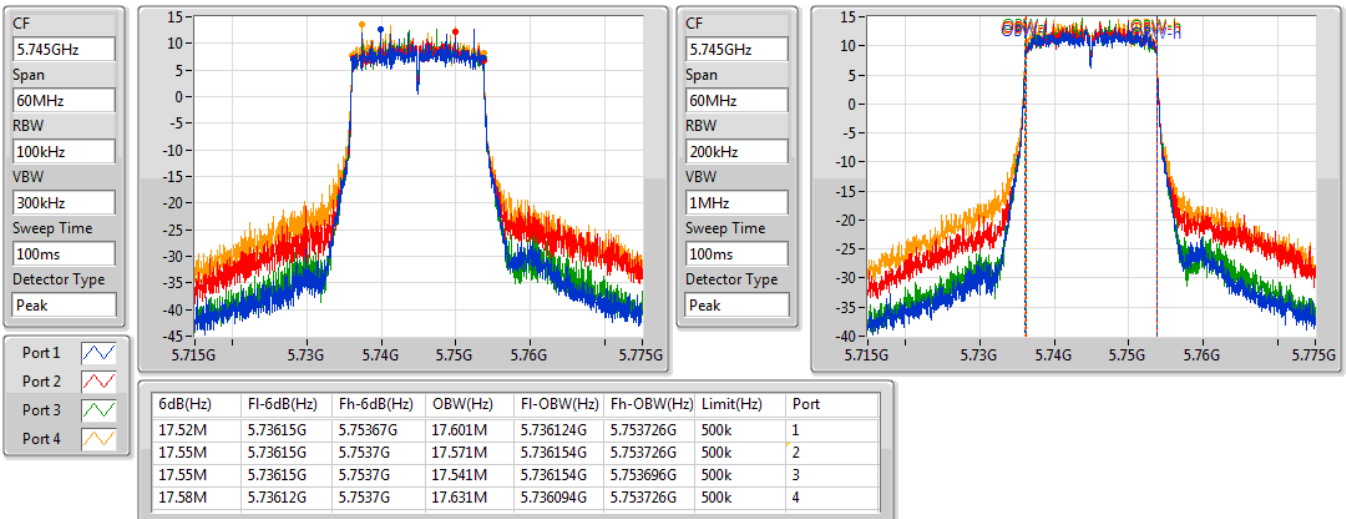


802.11ac VHT20_Nss1,(MCS0)_4TX

EBW

5745MHz

20/01/2020



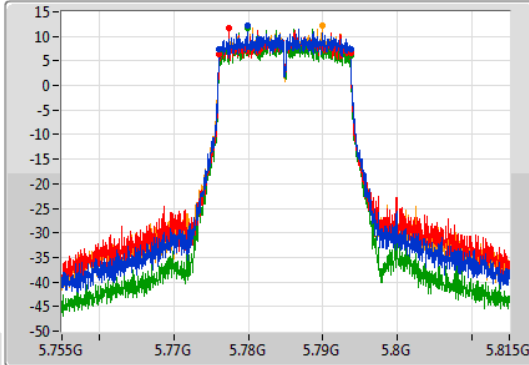
802.11ac VHT20_Nss1,(MCS0)_4TX

EBW

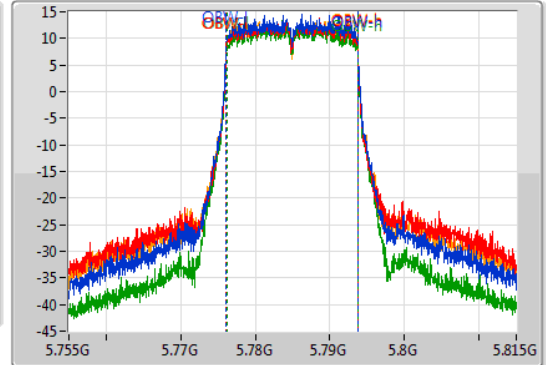
5785MHz

20/01/2020

CF
5.785GHz
Span
60MHz
RBW
100kHz
VBW
300kHz
Sweep Time
100ms
Detector Type
Peak



CF
5.785GHz
Span
60MHz
RBW
200kHz
VBW
1MHz
Sweep Time
100ms
Detector Type
Peak



Port 1
Port 2
Port 3
Port 4

6dB(Hz)	Fl-6dB(Hz)	Fh-6dB(Hz)	OBW(Hz)	Fl-OBW(Hz)	Fh-OBW(Hz)	Limit(Hz)	Port
17.58M	5.77612G	5.7937G	17.601M	5.776124G	5.793726G	500k	1
17.58M	5.77612G	5.7937G	17.571M	5.776124G	5.793696G	500k	2
17.55M	5.77615G	5.7937G	17.541M	5.776154G	5.793696G	500k	3
17.58M	5.77612G	5.7937G	17.631M	5.776094G	5.793726G	500k	4

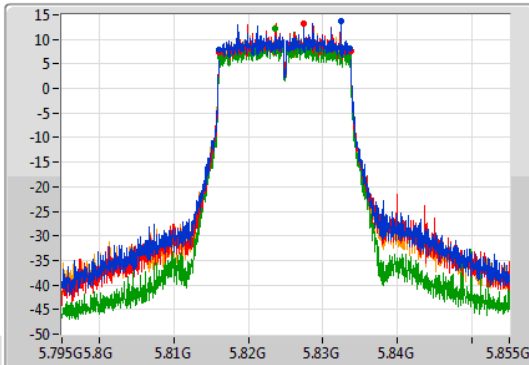
802.11ac VHT20_Nss1,(MCS0)_4TX

EBW

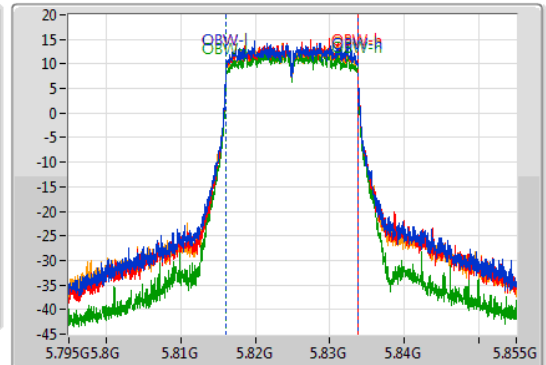
5825MHz

20/01/2020

CF
5.825GHz
Span
60MHz
RBW
100kHz
VBW
300kHz
Sweep Time
100ms
Detector Type
Peak



CF
5.825GHz
Span
60MHz
RBW
200kHz
VBW
1MHz
Sweep Time
100ms
Detector Type
Peak



Port 1
Port 2
Port 3
Port 4

6dB(Hz)	Fl-6dB(Hz)	Fh-6dB(Hz)	OBW(Hz)	Fl-OBW(Hz)	Fh-OBW(Hz)	Limit(Hz)	Port
17.55M	5.81612G	5.83367G	17.601M	5.816124G	5.833726G	500k	1
17.58M	5.81612G	5.8337G	17.571M	5.816124G	5.833696G	500k	2
17.28M	5.81615G	5.83343G	17.571M	5.816124G	5.833696G	500k	3
17.55M	5.81612G	5.83367G	17.601M	5.816124G	5.833726G	500k	4

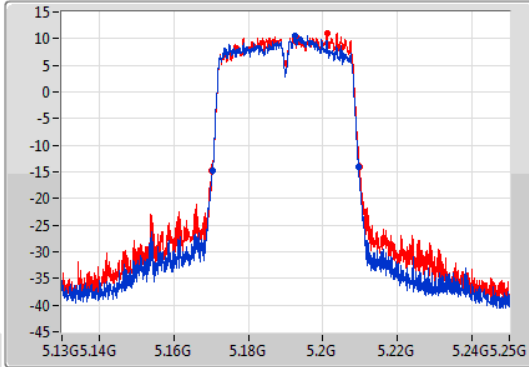
802.11ac VHT40_Nss1,(MCS0)_2TX

EBW

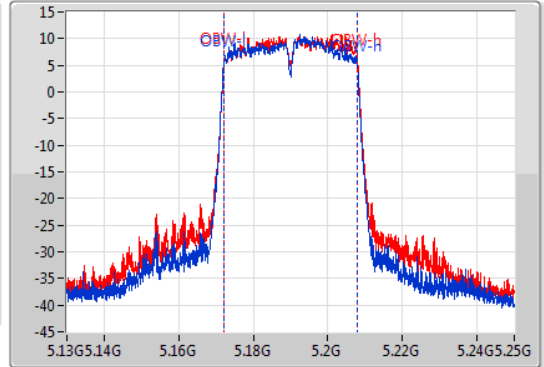
5190MHz

20/01/2020

CF
5.19GHz
Span
120MHz
RBW
500kHz
VBW
2MHz
Sweep Time
100ms
Detector Type
Peak



CF
5.19GHz
Span
120MHz
RBW
500kHz
VBW
2MHz
Sweep Time
100ms
Detector Type
Peak



26dB(Hz)	Fl-26dB(Hz)	Fh-26dB(Hz)	OBW(Hz)	Fl-OBW(Hz)	Fh-OBW(Hz)	Limit(Hz)	Port
39.24M	5.17032G	5.20956G	35.922M	5.172009G	5.207931G	Inf	1
39.6M	5.1702G	5.2098G	35.862M	5.172129G	5.207991G	Inf	2

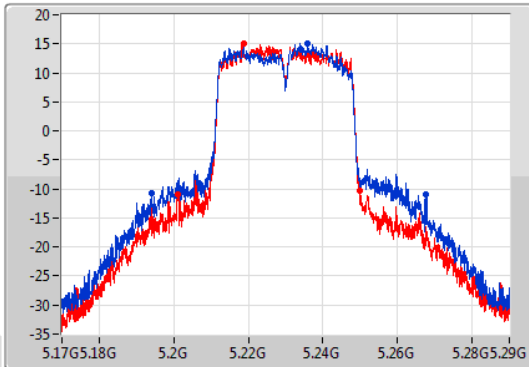
802.11ac VHT40_Nss1,(MCS0)_2TX

EBW

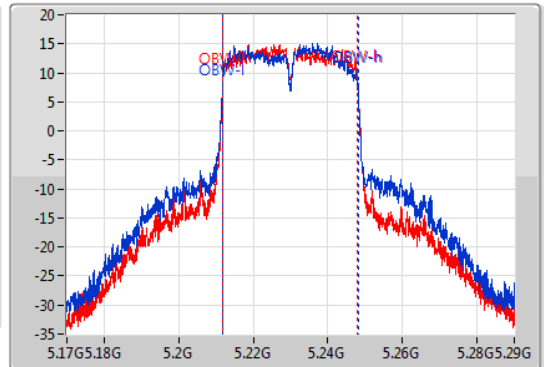
5230MHz

20/01/2020

CF
5.23GHz
Span
120MHz
RBW
500kHz
VBW
2MHz
Sweep Time
100ms
Detector Type
Peak



CF
5.23GHz
Span
120MHz
RBW
500kHz
VBW
2MHz
Sweep Time
100ms
Detector Type
Peak



26dB(Hz)	Fl-26dB(Hz)	Fh-26dB(Hz)	OBW(Hz)	Fl-OBW(Hz)	Fh-OBW(Hz)	Limit(Hz)	Port
73.74M	5.19394G	5.26768G	36.462M	5.211649G	5.248111G	Inf	1
48.6M	5.2012G	5.2498G	36.102M	5.211889G	5.247991G	Inf	2

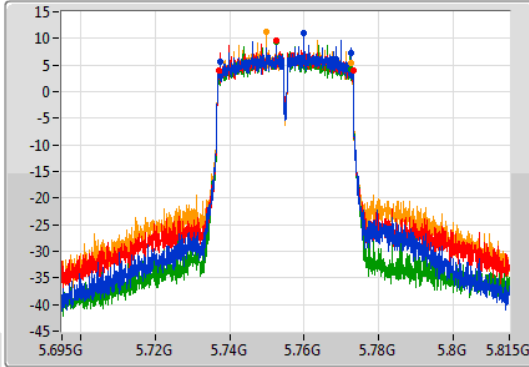
802.11ac VHT40_Nss1,(MCS0)_4TX

EBW

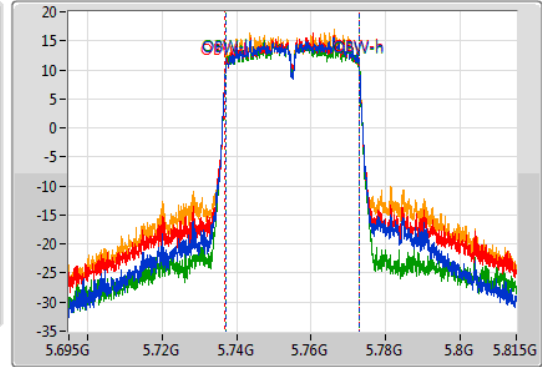
5755MHz

20/01/2020

CF
5.755GHz
Span
120MHz
RBW
100kHz
VBW
300kHz
Sweep Time
100ms
Detector Type
Peak



CF
5.755GHz
Span
120MHz
RBW
500kHz
VBW
2MHz
Sweep Time
100ms
Detector Type
Peak



6dB(Hz)	Fl-6dB(Hz)	Fh-6dB(Hz)	OBW(Hz)	Fl-OBW(Hz)	Fh-OBW(Hz)	Limit(Hz)	Port
35.1M	5.73736G	5.77246G	35.982M	5.737009G	5.772991G	500k	1
35.94M	5.73712G	5.77306G	36.042M	5.736949G	5.772991G	500k	2
35.34M	5.73712G	5.77246G	35.922M	5.737009G	5.772931G	500k	3
34.98M	5.73742G	5.7724G	35.922M	5.737009G	5.772931G	500k	4

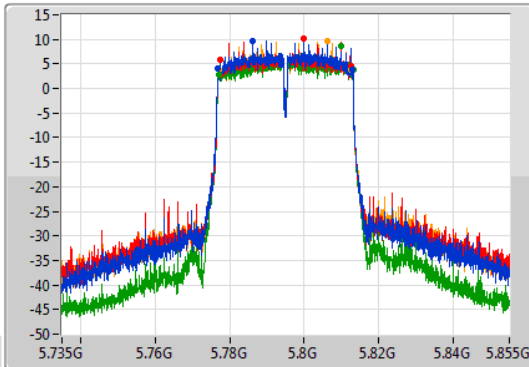
802.11ac VHT40_Nss1,(MCS0)_4TX

EBW

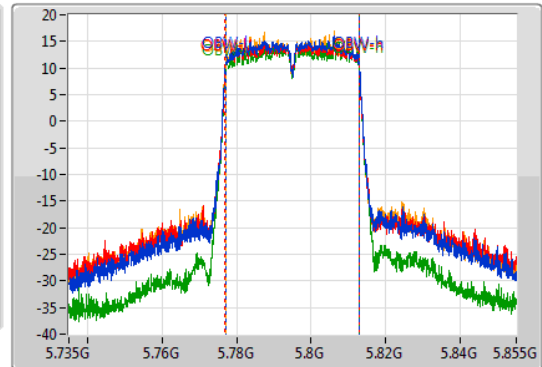
5795MHz

20/01/2020

CF
5.795GHz
Span
120MHz
RBW
100kHz
VBW
300kHz
Sweep Time
100ms
Detector Type
Peak



CF
5.795GHz
Span
120MHz
RBW
500kHz
VBW
2MHz
Sweep Time
100ms
Detector Type
Peak



6dB(Hz)	Fl-6dB(Hz)	Fh-6dB(Hz)	OBW(Hz)	Fl-OBW(Hz)	Fh-OBW(Hz)	Limit(Hz)	Port
36.06M	5.77676G	5.81282G	35.922M	5.777009G	5.812931G	500k	1
35.1M	5.77736G	5.81246G	35.982M	5.776949G	5.812931G	500k	2
35.94M	5.77712G	5.81306G	35.922M	5.777009G	5.812931G	500k	3
35.58M	5.77712G	5.8127G	35.922M	5.777009G	5.812931G	500k	4

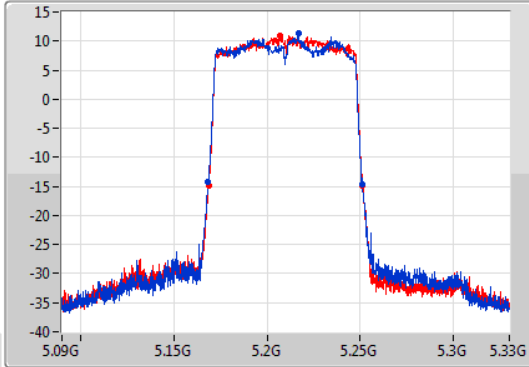
802.11ac VHT80_Nss1,(MCS0)_2TX

EBW

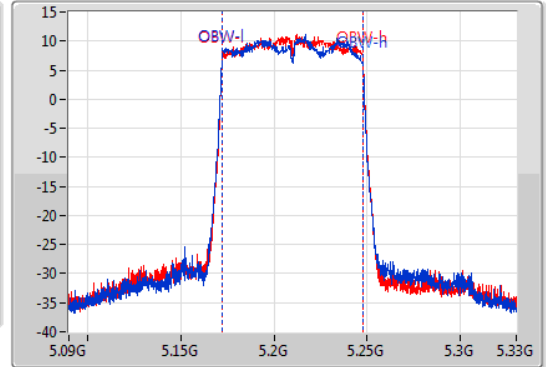
5210MHz

20/01/2020

CF
5.21GHz
Span
240MHz
RBW
1MHz
VBW
3MHz
Sweep Time
100ms
Detector Type
Peak



CF
5.21GHz
Span
240MHz
RBW
1MHz
VBW
3MHz
Sweep Time
100ms
Detector Type
Peak



26dB(Hz)	Fl-26dB(Hz)	Fh-26dB(Hz)	OBW(Hz)	Fl-OBW(Hz)	Fh-OBW(Hz)	Limit(Hz)	Port
82.44M	5.16848G	5.25092G	75.562M	5.172099G	5.247661G	Inf	1
82.68M	5.1686G	5.25128G	75.562M	5.172219G	5.247781G	Inf	2

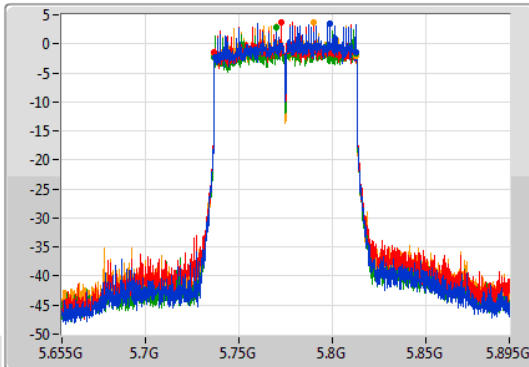
802.11ac VHT80_Nss1,(MCS0)_4TX

EBW

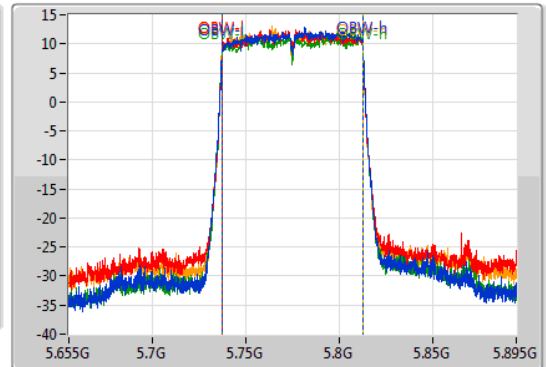
5775MHz

20/01/2020

CF
5.775GHz
Span
240MHz
RBW
100kHz
VBW
300kHz
Sweep Time
100ms
Detector Type
Peak



CF
5.775GHz
Span
240MHz
RBW
1MHz
VBW
3MHz
Sweep Time
100ms
Detector Type
Peak



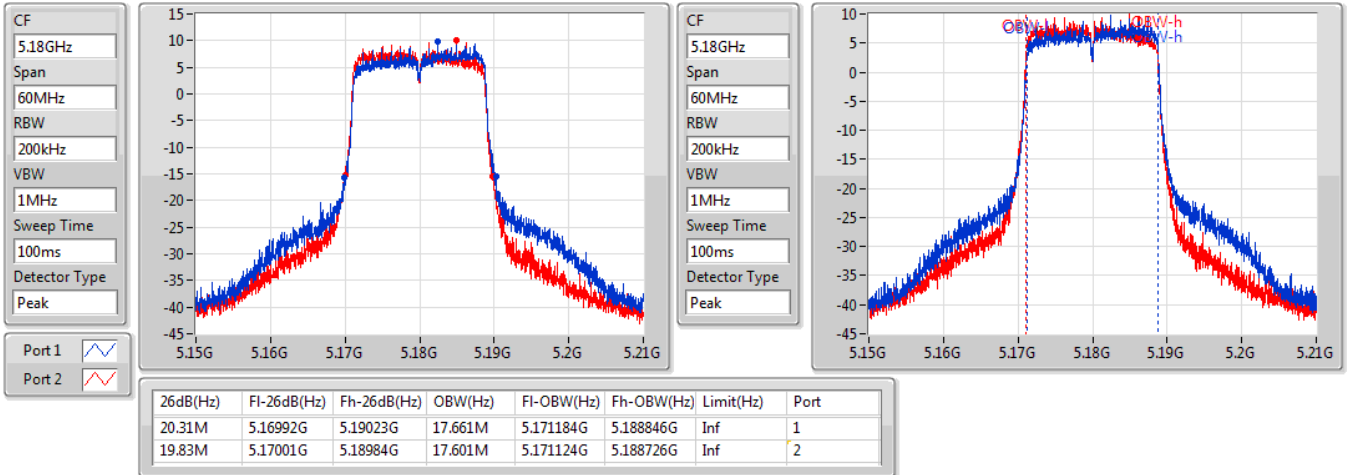
6dB(Hz)	Fl-6dB(Hz)	Fh-6dB(Hz)	OBW(Hz)	Fl-OBW(Hz)	Fh-OBW(Hz)	Limit(Hz)	Port
76.08M	5.73696G	5.81304G	75.802M	5.737099G	5.812901G	500k	1
76.32M	5.73672G	5.81304G	75.802M	5.737099G	5.812901G	500k	2
76.32M	5.73672G	5.81304G	76.042M	5.736979G	5.813021G	500k	3
76.32M	5.73672G	5.81304G	75.802M	5.737099G	5.812901G	500k	4

802.11ac VHT20-BF_Nss1,(MCS0)_2TX

EBW

5180MHz

20/01/2020

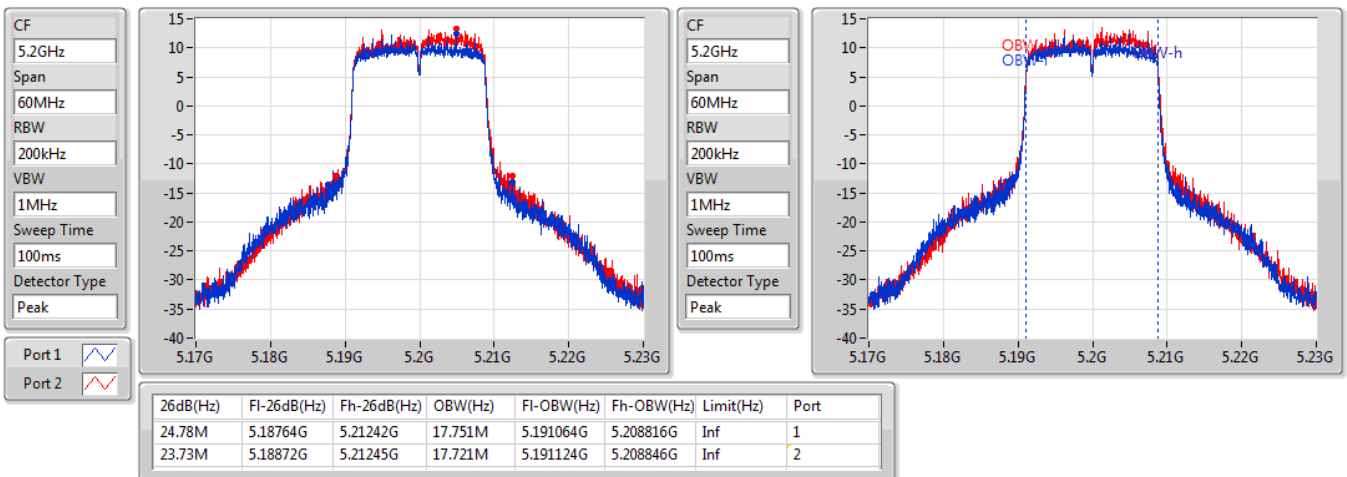


802.11ac VHT20-BF_Nss1,(MCS0)_2TX

EBW

5200MHz

20/01/2020



802.11ac VHT20-BF_Nss1,(MCS0)_2TX

EBW

5240MHz

20/01/2020

CF
5.24GHz

Span
60MHz

RBW
200kHz

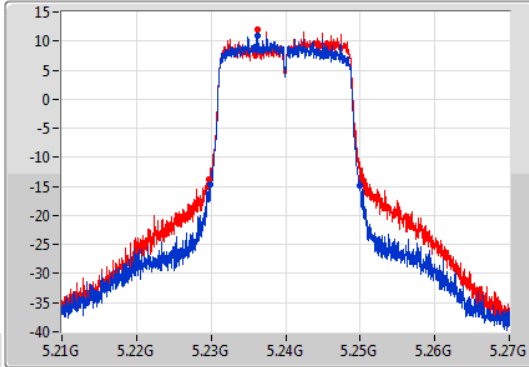
VBW
1MHz

Sweep Time
100ms

Detector Type
Peak

Port 1

Port 2



CF
5.24GHz

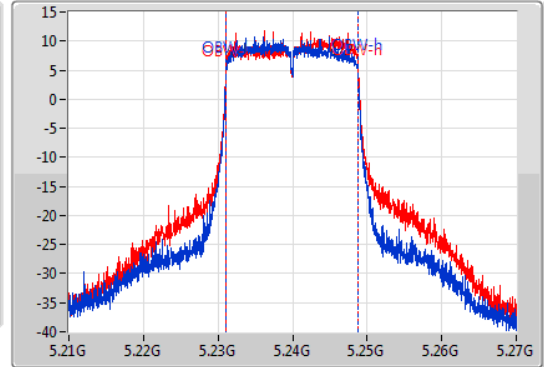
Span
60MHz

RBW
200kHz

VBW
1MHz

Sweep Time
100ms

Detector Type
Peak



26dB(Hz)	Fl-26dB(Hz)	Fh-26dB(Hz)	OBW(Hz)	Fl-OBW(Hz)	Fh-OBW(Hz)	Limit(Hz)	Port
20.13M	5.22986G	5.24999G	17.631M	5.231124G	5.248756G	Inf	1
20.73M	5.22977G	5.2505G	17.751M	5.231094G	5.248846G	Inf	2

802.11ac VHT20-BF_Nss1,(MCS0)_4TX

EBW

5745MHz

20/01/2020

CF
5.745GHz

Span
60MHz

RBW
100kHz

VBW
300kHz

Sweep Time
100ms

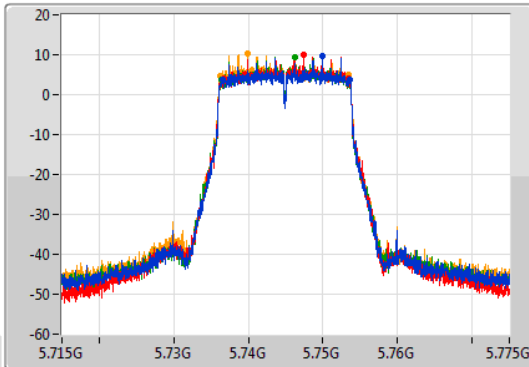
Detector Type
Peak

Port 1

Port 2

Port 3

Port 4



CF
5.745GHz

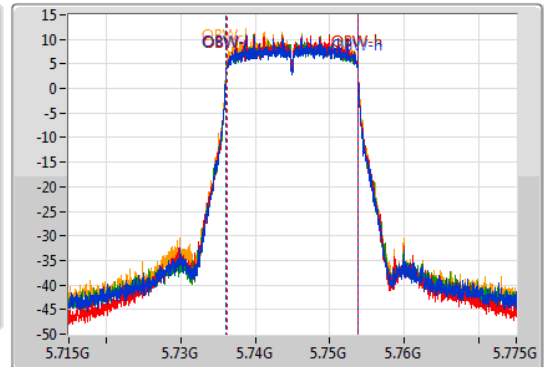
Span
60MHz

RBW
200kHz

VBW
1MHz

Sweep Time
100ms

Detector Type
Peak



6dB(Hz)	Fl-6dB(Hz)	Fh-6dB(Hz)	OBW(Hz)	Fl-OBW(Hz)	Fh-OBW(Hz)	Limit(Hz)	Port
17.1M	5.73657G	5.75367G	17.601M	5.736124G	5.753726G	500k	1
16.83M	5.73669G	5.75352G	17.571M	5.736154G	5.753726G	500k	2
17.13M	5.73642G	5.75355G	17.601M	5.736124G	5.753726G	500k	3
17.22M	5.73618G	5.7534G	17.631M	5.736094G	5.753726G	500k	4

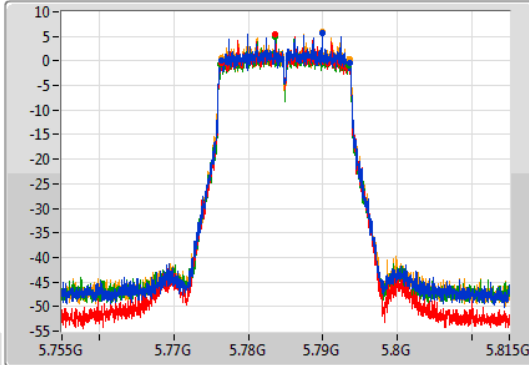
802.11ac VHT20-BF_Nss1,(MCS0)_4TX

EBW

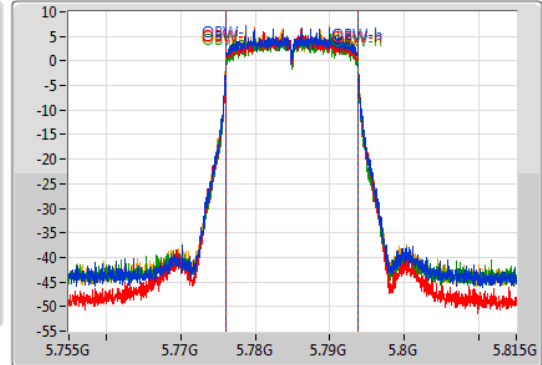
5785MHz

20/01/2020

CF
5.785GHz
Span
60MHz
RBW
100kHz
VBW
300kHz
Sweep Time
100ms
Detector Type
Peak



CF
5.785GHz
Span
60MHz
RBW
200kHz
VBW
1MHz
Sweep Time
100ms
Detector Type
Peak



Port 1
Port 2
Port 3
Port 4

6dB(Hz)	Fl-6dB(Hz)	Fh-6dB(Hz)	OBW(Hz)	Fl-OBW(Hz)	Fh-OBW(Hz)	Limit(Hz)	Port
17.31M	5.77633G	5.79364G	17.601M	5.776124G	5.793726G	500k	1
17.34M	5.77633G	5.79367G	17.571M	5.776124G	5.793696G	500k	2
17.22M	5.7763G	5.79352G	17.601M	5.776124G	5.793726G	500k	3
17.25M	5.77642G	5.79367G	17.661M	5.776094G	5.793756G	500k	4

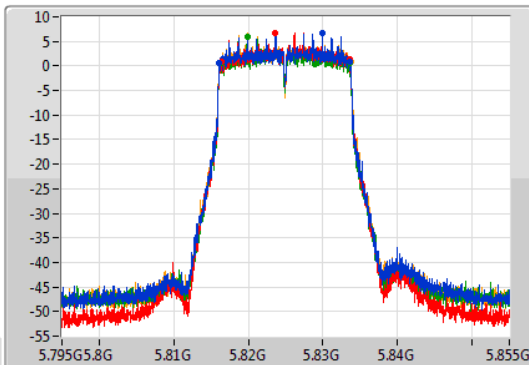
802.11ac VHT20-BF_Nss1,(MCS0)_4TX

EBW

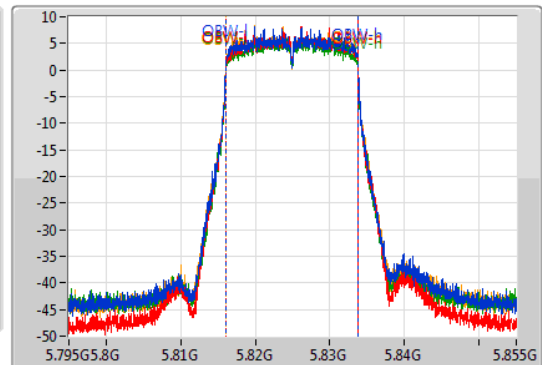
5825MHz

20/01/2020

CF
5.825GHz
Span
60MHz
RBW
100kHz
VBW
300kHz
Sweep Time
100ms
Detector Type
Peak



CF
5.825GHz
Span
60MHz
RBW
200kHz
VBW
1MHz
Sweep Time
100ms
Detector Type
Peak



Port 1
Port 2
Port 3
Port 4

6dB(Hz)	Fl-6dB(Hz)	Fh-6dB(Hz)	OBW(Hz)	Fl-OBW(Hz)	Fh-OBW(Hz)	Limit(Hz)	Port
17.55M	5.81612G	5.83367G	17.601M	5.816124G	5.833726G	500k	1
17.25M	5.81642G	5.83367G	17.601M	5.816124G	5.833726G	500k	2
17.25M	5.81642G	5.83367G	17.601M	5.816124G	5.833726G	500k	3
17.55M	5.81615G	5.8337G	17.631M	5.816094G	5.833726G	500k	4

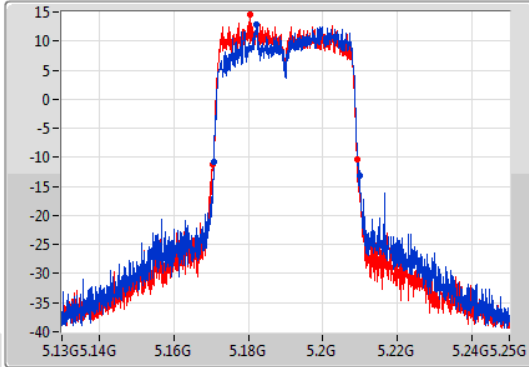
802.11ac VHT40-BF_Nss1,(MCS0)_2TX

EBW

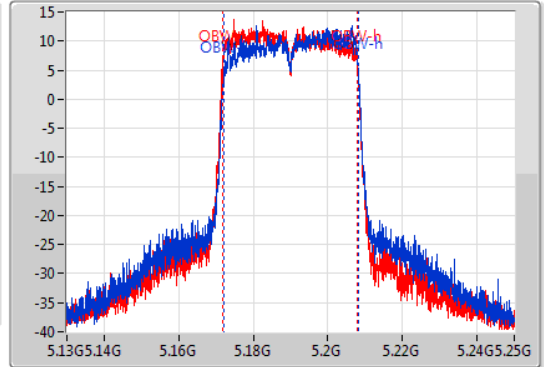
5190MHz

20/01/2020

CF
5.19GHz
Span
120MHz
RBW
500kHz
VBW
2MHz
Sweep Time
100ms
Detector Type
Peak



CF
5.19GHz
Span
120MHz
RBW
500kHz
VBW
2MHz
Sweep Time
100ms
Detector Type
Peak



26dB(Hz)	Fl-26dB(Hz)	Fh-26dB(Hz)	OBW(Hz)	Fl-OBW(Hz)	Fh-OBW(Hz)	Limit(Hz)	Port
39.12M	5.17068G	5.2098G	35.802M	5.172249G	5.208051G	Inf	1
38.94M	5.17032G	5.20926G	35.982M	5.171889G	5.207871G	Inf	2

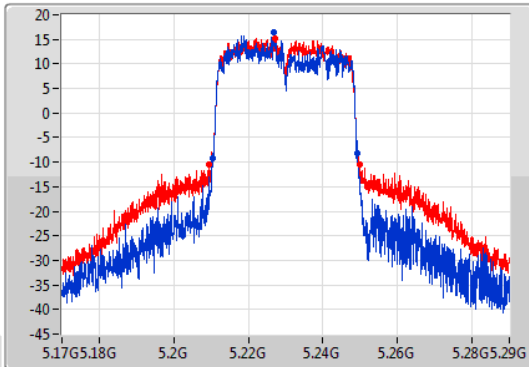
802.11ac VHT40-BF_Nss1,(MCS0)_2TX

EBW

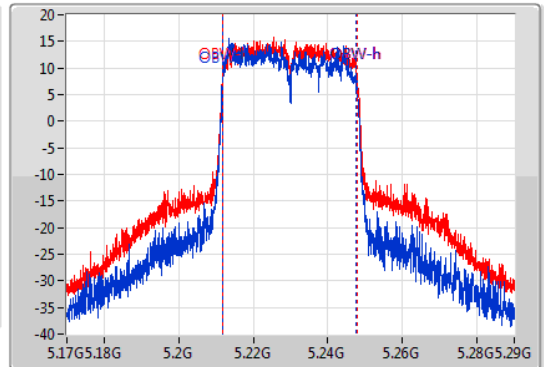
5230MHz

20/01/2020

CF
5.23GHz
Span
120MHz
RBW
500kHz
VBW
2MHz
Sweep Time
100ms
Detector Type
Peak



CF
5.23GHz
Span
120MHz
RBW
500kHz
VBW
2MHz
Sweep Time
100ms
Detector Type
Peak



26dB(Hz)	Fl-26dB(Hz)	Fh-26dB(Hz)	OBW(Hz)	Fl-OBW(Hz)	Fh-OBW(Hz)	Limit(Hz)	Port
38.88M	5.21032G	5.2492G	35.802M	5.211889G	5.247691G	Inf	1
40.62M	5.20936G	5.24998G	35.982M	5.211889G	5.247871G	Inf	2

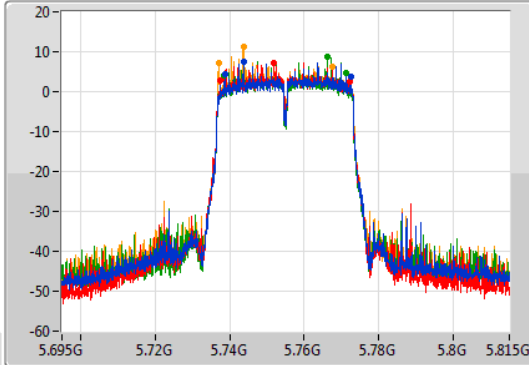
802.11ac VHT40-BF_Nss1,(MCS0)_4TX

EBW

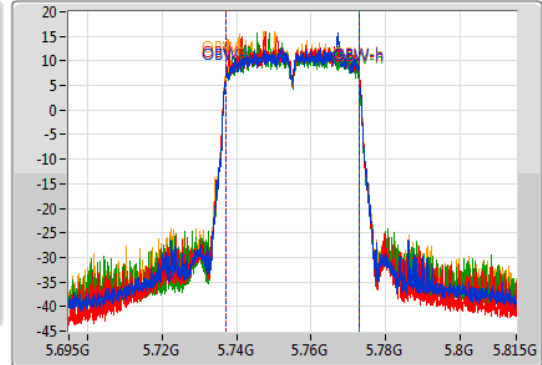
5755MHz

20/01/2020

CF
5.755GHz
Span
120MHz
RBW
100kHz
VBW
300kHz
Sweep Time
100ms
Detector Type
Peak



CF
5.755GHz
Span
120MHz
RBW
500kHz
VBW
2MHz
Sweep Time
100ms
Detector Type
Peak



Port 1
Port 2
Port 3
Port 4

6dB(Hz)	Fl-6dB(Hz)	Fh-6dB(Hz)	OBW(Hz)	Fl-OBW(Hz)	Fh-OBW(Hz)	Limit(Hz)	Port
33.78M	5.73868G	5.77246G	35.922M	5.737009G	5.772931G	500k	1
34.86M	5.73742G	5.77228G	35.862M	5.737069G	5.772931G	500k	2
32.58M	5.73862G	5.77112G	35.862M	5.737009G	5.772871G	500k	3
30.24M	5.73718G	5.76742G	35.862M	5.737009G	5.772871G	500k	4

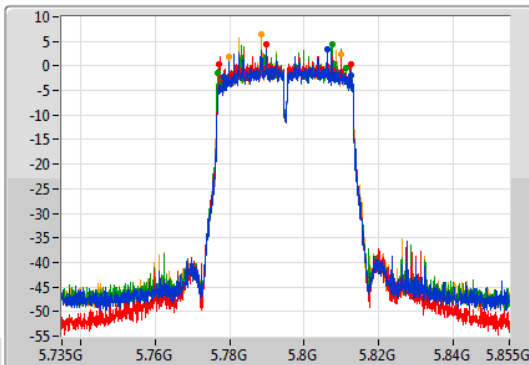
802.11ac VHT40-BF_Nss1,(MCS0)_4TX

EBW

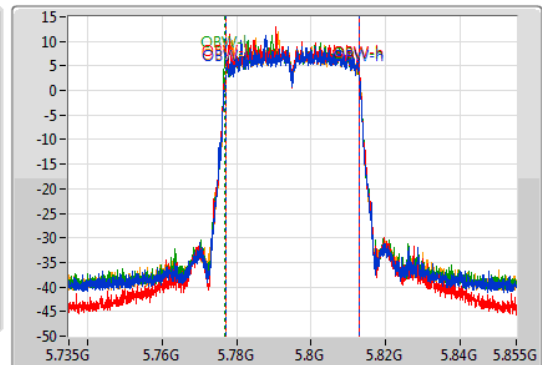
5795MHz

20/01/2020

CF
5.795GHz
Span
120MHz
RBW
100kHz
VBW
300kHz
Sweep Time
100ms
Detector Type
Peak



CF
5.795GHz
Span
120MHz
RBW
500kHz
VBW
2MHz
Sweep Time
100ms
Detector Type
Peak



Port 1
Port 2
Port 3
Port 4

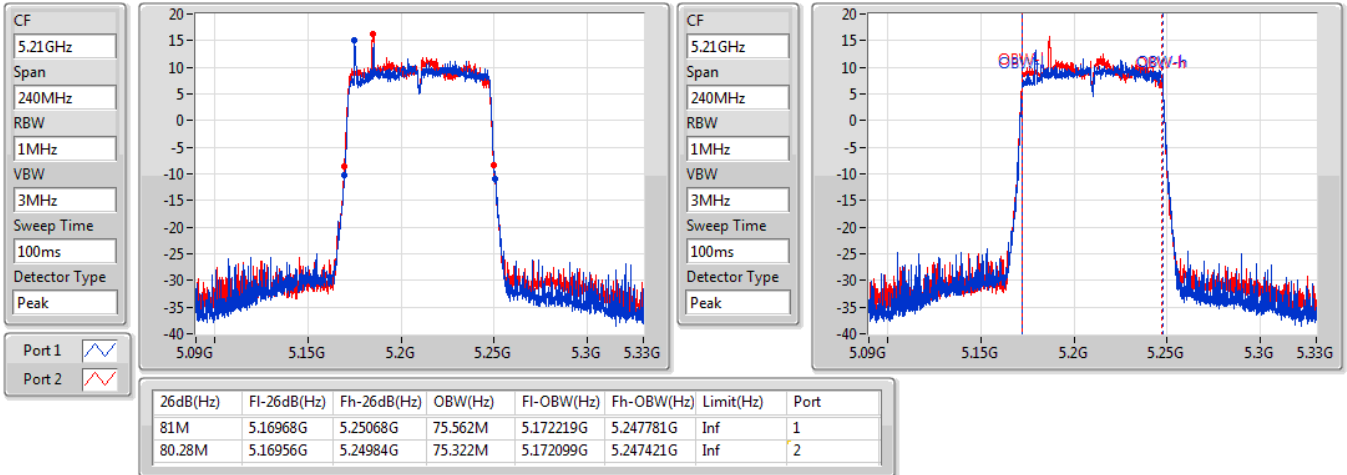
6dB(Hz)	Fl-6dB(Hz)	Fh-6dB(Hz)	OBW(Hz)	Fl-OBW(Hz)	Fh-OBW(Hz)	Limit(Hz)	Port
34.08M	5.77838G	5.81246G	35.922M	5.777009G	5.812931G	500k	1
35.22M	5.77724G	5.81246G	35.922M	5.777009G	5.812931G	500k	2
34.44M	5.7767G	5.81114G	36.222M	5.776709G	5.812931G	500k	3
30.06M	5.77988G	5.80994G	35.922M	5.777009G	5.812931G	500k	4

802.11ac VHT80-BF_Nss1,(MCS0)_2TX

EBW

5210MHz

20/01/2020

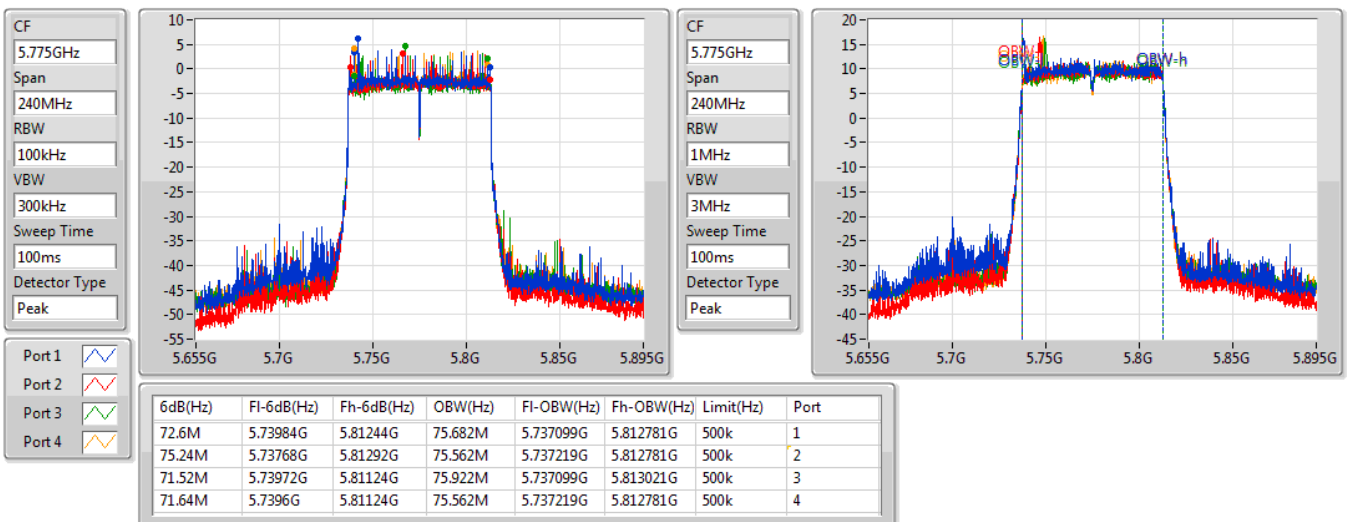


802.11ac VHT80-BF_Nss1,(MCS0)_4TX

EBW

5775MHz

20/01/2020





Summary

Mode	Total Power (dBm)	Total Power (W)
5.15-5.25GHz	-	-
802.11a_Nss1,(6Mbps)_2TX	27.40	0.54954
802.11ac VHT20_Nss1,(MCS0)_2TX	28.71	0.74302
802.11ac VHT40_Nss1,(MCS0)_2TX	26.40	0.43652
802.11ac VHT80_Nss1,(MCS0)_2TX	21.72	0.14859
802.11ac VHT20-BF_Nss1,(MCS0)_2TX	25.48	0.35318
802.11ac VHT40-BF_Nss1,(MCS0)_2TX	24.36	0.27290
802.11ac VHT80-BF_Nss1,(MCS0)_2TX	20.88	0.12246
5.725-5.85GHz	-	-
802.11a_Nss1,(6Mbps)_4TX	29.94	0.98628
802.11ac VHT20_Nss1,(MCS0)_4TX	29.77	0.94842
802.11ac VHT40_Nss1,(MCS0)_4TX	29.81	0.95719
802.11ac VHT80_Nss1,(MCS0)_4TX	26.34	0.43053
802.11ac VHT20-BF_Nss1,(MCS0)_4TX	26.11	0.40832
802.11ac VHT40-BF_Nss1,(MCS0)_4TX	25.65	0.36728
802.11ac VHT80-BF_Nss1,(MCS0)_4TX	24.10	0.25704



Result

Mode	Result	DG (dBi)	Port 1 (dBm)	Port 2 (dBm)	Port 3 (dBm)	Port 4 (dBm)	Total Power (dBm)	Power Limit (dBm)
802.11a_Nss1,(6Mbps)_2TX	-	-	-	-	-	-	-	-
5180MHz	Pass	3.34	19.48	20.12	-	-	22.82	30.00
5200MHz	Pass	3.34	24.35	24.42	-	-	27.40	30.00
5240MHz	Pass	3.34	22.33	23.74	-	-	26.10	30.00
802.11a_Nss1,(6Mbps)_4TX	-	-	-	-	-	-	-	-
5745MHz	Pass	5.45	23.58	23.91	23.50	24.14	29.81	30.00
5785MHz	Pass	5.45	24.19	23.79	23.00	23.87	29.75	30.00
5825MHz	Pass	5.45	24.31	24.40	22.94	23.87	29.94	30.00
802.11ac VHT20_Nss1,(MCS0)_2TX	-	-	-	-	-	-	-	-
5180MHz	Pass	3.34	20.46	20.53	-	-	23.51	30.00
5200MHz	Pass	3.34	25.54	25.86	-	-	28.71	30.00
5240MHz	Pass	3.34	23.64	23.85	-	-	26.76	30.00
802.11ac VHT20_Nss1,(MCS0)_4TX	-	-	-	-	-	-	-	-
5745MHz	Pass	5.45	23.11	23.56	23.62	24.29	29.69	30.00
5785MHz	Pass	5.45	24.09	23.59	22.64	23.74	29.57	30.00
5825MHz	Pass	5.45	24.09	24.21	22.73	23.82	29.77	30.00
802.11ac VHT40_Nss1,(MCS0)_2TX	-	-	-	-	-	-	-	-
5190MHz	Pass	3.34	18.98	19.43	-	-	22.22	30.00
5230MHz	Pass	3.34	23.44	23.33	-	-	26.40	30.00
802.11ac VHT40_Nss1,(MCS0)_4TX	-	-	-	-	-	-	-	-
5755MHz	Pass	5.45	23.76	23.82	23.40	24.13	29.81	30.00
5795MHz	Pass	5.45	24.03	23.33	22.99	23.68	29.55	30.00
802.11ac VHT80_Nss1,(MCS0)_2TX	-	-	-	-	-	-	-	-
5210MHz	Pass	3.34	18.62	18.80	-	-	21.72	30.00
802.11ac VHT80_Nss1,(MCS0)_4TX	-	-	-	-	-	-	-	-
5775MHz	Pass	5.45	20.66	20.43	19.73	20.42	26.34	30.00
802.11ac VHT20-BF_Nss1,(MCS0)_2TX	-	-	-	-	-	-	-	-
5180MHz	Pass	5.40	18.70	18.88	-	-	21.80	30.00
5200MHz	Pass	5.40	22.09	22.81	-	-	25.48	30.00
5240MHz	Pass	5.40	20.68	21.01	-	-	23.86	30.00
802.11ac VHT20-BF_Nss1,(MCS0)_4TX	-	-	-	-	-	-	-	-
5745MHz	Pass	8.51	19.56	20.08	19.99	20.67	26.11	27.49
5785MHz	Pass	8.51	15.62	15.14	14.75	14.83	21.12	27.49
5825MHz	Pass	8.51	16.73	16.79	15.94	16.79	22.60	27.49
802.11ac VHT40-BF_Nss1,(MCS0)_2TX	-	-	-	-	-	-	-	-
5190MHz	Pass	5.40	19.01	18.88	-	-	21.96	30.00
5230MHz	Pass	5.40	21.01	21.66	-	-	24.36	30.00
802.11ac VHT40-BF_Nss1,(MCS0)_4TX	-	-	-	-	-	-	-	-



Average Power

Appendix C

Mode	Result	DG (dBi)	Port 1 (dBm)	Port 2 (dBm)	Port 3 (dBm)	Port 4 (dBm)	Total Power (dBm)	Power Limit (dBm)
5755MHz	Pass	8.51	19.67	19.08	19.22	20.42	25.65	27.49
5795MHz	Pass	8.51	15.48	15.36	15.25	15.88	21.52	27.49
802.11ac VHT80-BF_Nss1,(MCS0)_2TX	-	-	-	-	-	-	-	-
5210MHz	Pass	5.40	17.54	18.17	-	-	20.88	30.00
802.11ac VHT80-BF_Nss1,(MCS0)_4TX	-	-	-	-	-	-	-	-
5775MHz	Pass	8.51	18.17	18.01	17.74	18.37	24.10	27.49

DG = Directional Gain; **Port X** = Port X output power

Summary

Mode	PD (dBm/RBW)
5.15-5.25GHz	-
802.11a_Nss1,(6Mbps)_2TX	15.25
802.11ac VHT20_Nss1,(MCS0)_2TX	16.51
802.11ac VHT40_Nss1,(MCS0)_2TX	11.41
802.11ac VHT80_Nss1,(MCS0)_2TX	3.53
802.11ac VHT20-BF_Nss1,(MCS0)_2TX	13.29
802.11ac VHT40-BF_Nss1,(MCS0)_2TX	9.76
802.11ac VHT80-BF_Nss1,(MCS0)_2TX	3.27
5.725-5.85GHz	-
802.11a_Nss1,(6Mbps)_4TX	16.58
802.11ac VHT20_Nss1,(MCS0)_4TX	16.03
802.11ac VHT40_Nss1,(MCS0)_4TX	13.03
802.11ac VHT80_Nss1,(MCS0)_4TX	5.66
802.11ac VHT20-BF_Nss1,(MCS0)_4TX	11.55
802.11ac VHT40-BF_Nss1,(MCS0)_4TX	9.58
802.11ac VHT80-BF_Nss1,(MCS0)_4TX	3.74

RBW = 500 kHz for 5.725-5.85GHz band / 1MHz for other band;



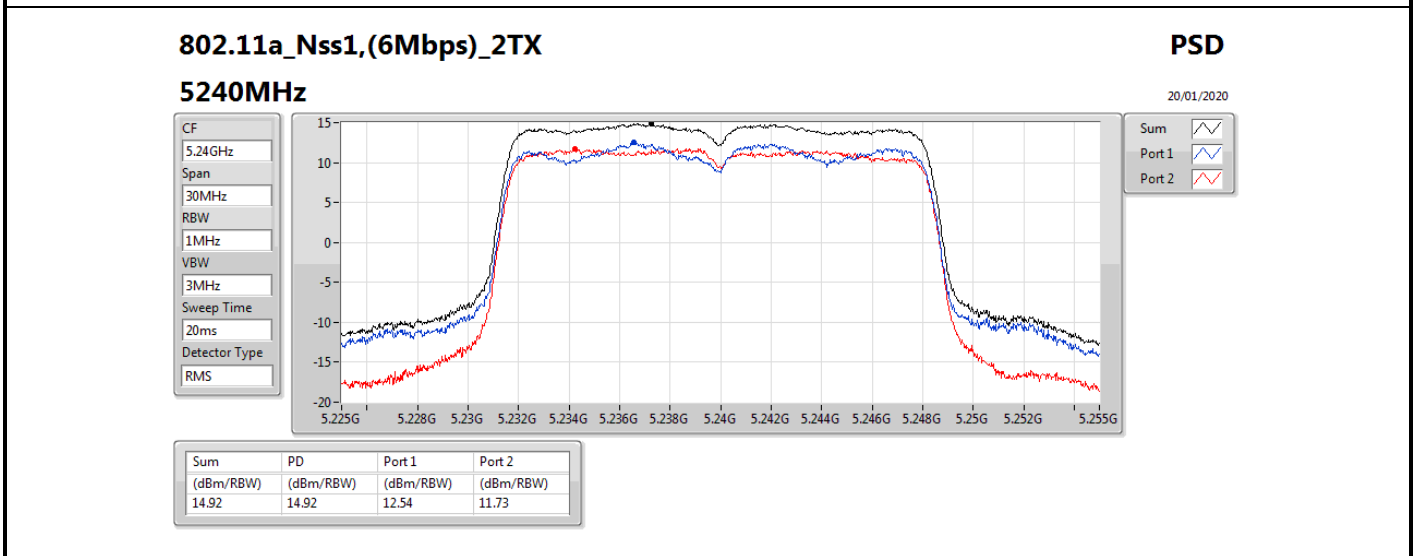
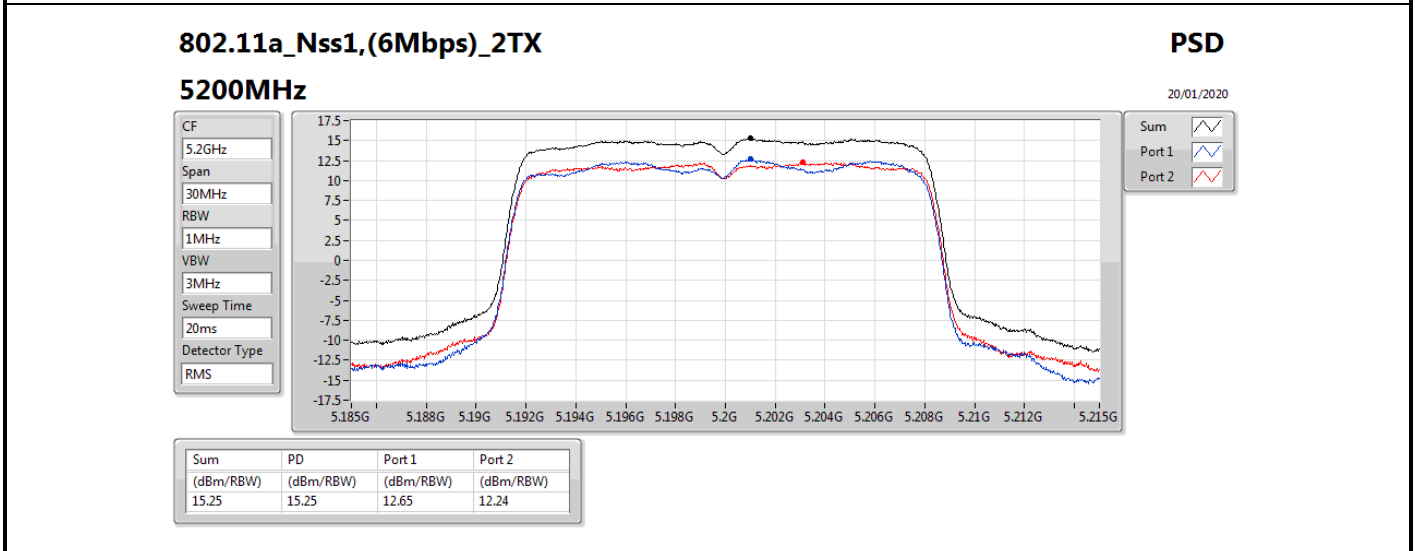
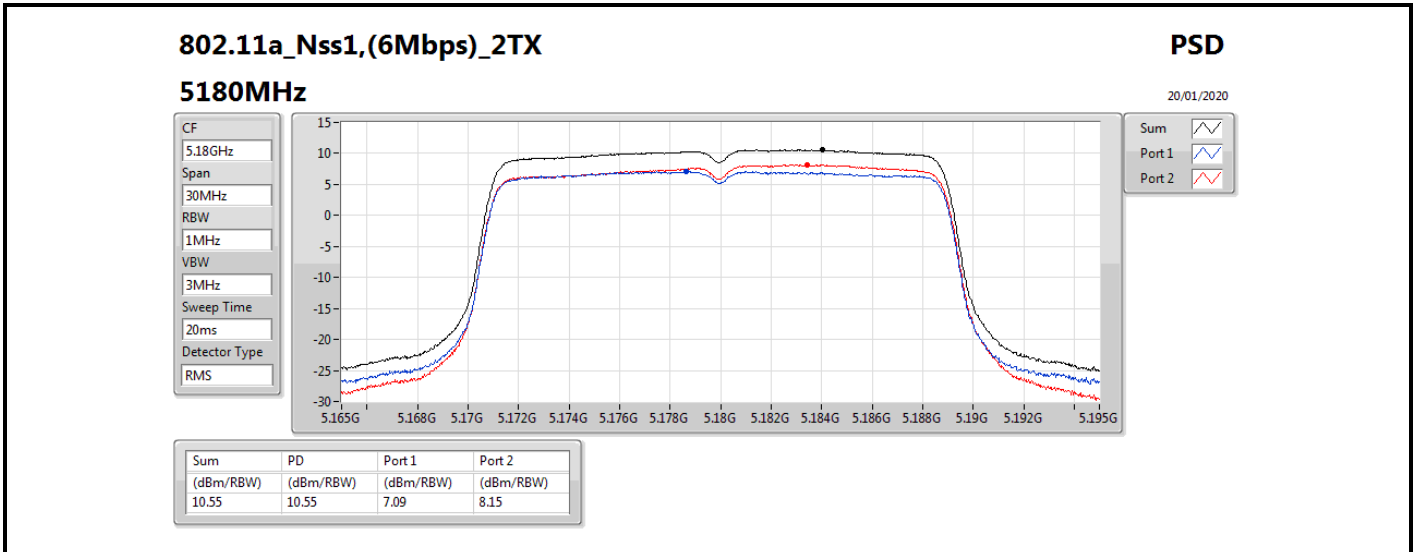
Result

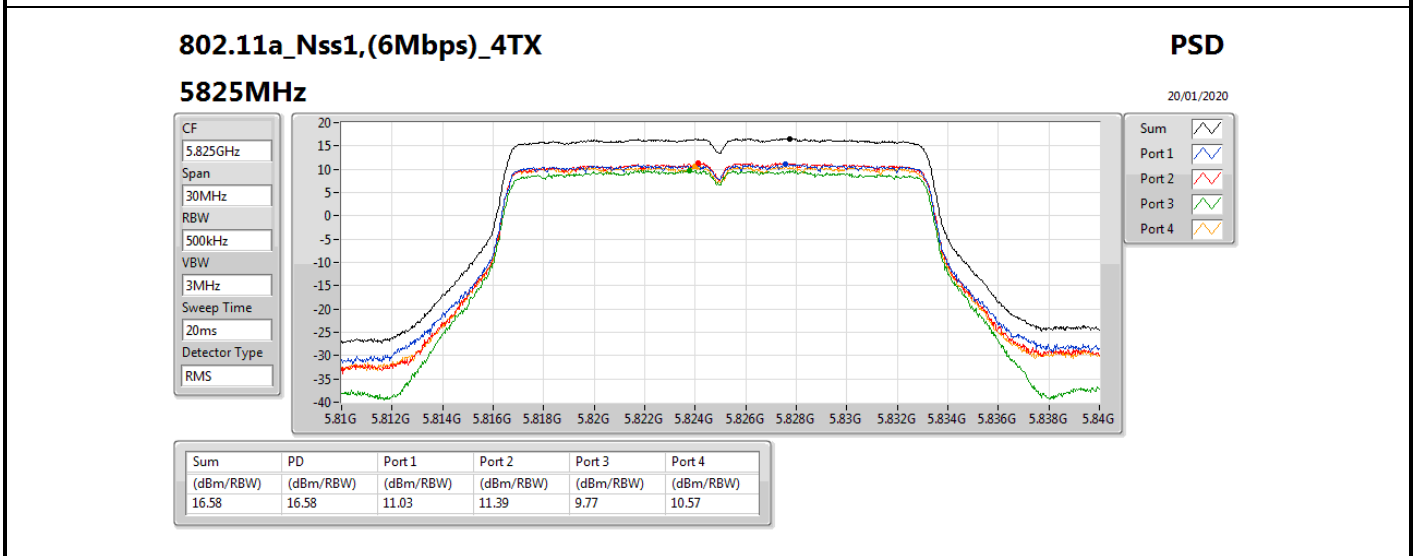
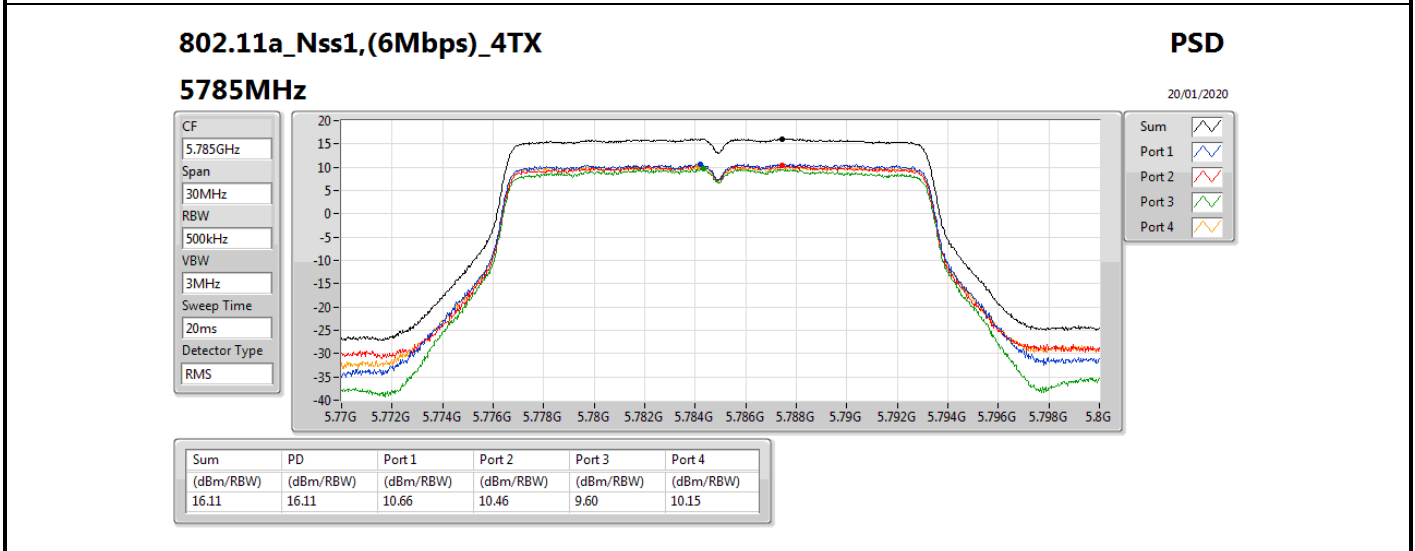
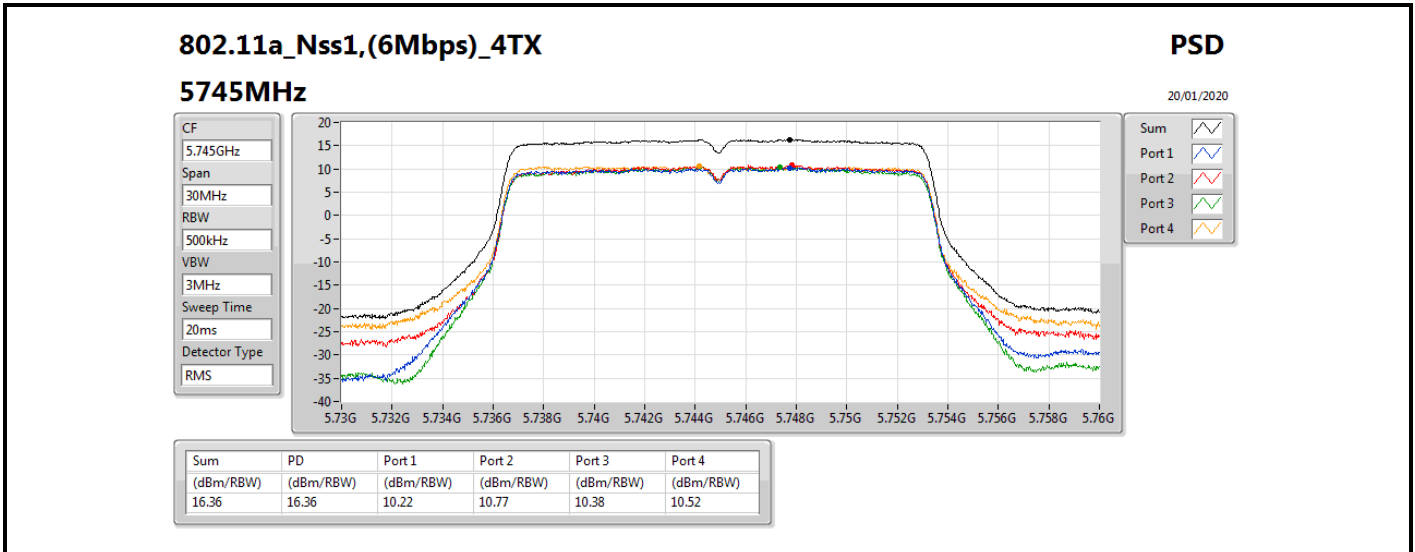
Mode	Result	DG (dB)	Port 1 (dBm/RBW)	Port 2 (dBm/RBW)	Port 3 (dBm/RBW)	Port 4 (dBm/RBW)	PD (dBm/RBW)	PD Limit (dBm/RBW)
802.11a_Nss1,(6Mbps)_2TX	-	-	-	-	-	-	-	-
5180MHz	Pass	5.40	7.09	8.15	-	-	10.55	17.00
5200MHz	Pass	5.40	12.65	12.24	-	-	15.25	17.00
5240MHz	Pass	5.40	12.54	11.73	-	-	14.92	17.00
802.11a_Nss1,(6Mbps)_4TX	-	-	-	-	-	-	-	-
5745MHz	Pass	8.51	10.22	10.77	10.38	10.52	16.36	27.49
5785MHz	Pass	8.51	10.66	10.46	9.60	10.15	16.11	27.49
5825MHz	Pass	8.51	11.03	11.39	9.77	10.57	16.58	27.49
802.11ac VHT20_Nss1,(MCS0)_2TX	-	-	-	-	-	-	-	-
5180MHz	Pass	5.40	8.25	8.07	-	-	11.06	17.00
5200MHz	Pass	5.40	13.80	13.29	-	-	16.51	17.00
5240MHz	Pass	5.40	11.69	11.63	-	-	14.14	17.00
802.11ac VHT20_Nss1,(MCS0)_4TX	-	-	-	-	-	-	-	-
5745MHz	Pass	8.51	9.23	9.79	9.99	10.34	15.72	27.49
5785MHz	Pass	8.51	10.10	9.83	9.08	9.72	15.47	27.49
5825MHz	Pass	8.51	10.47	10.82	9.29	9.95	16.03	27.49
802.11ac VHT40_Nss1,(MCS0)_2TX	-	-	-	-	-	-	-	-
5190MHz	Pass	5.40	4.55	4.31	-	-	7.24	17.00
5230MHz	Pass	5.40	9.05	8.61	-	-	11.41	17.00
802.11ac VHT40_Nss1,(MCS0)_4TX	-	-	-	-	-	-	-	-
5755MHz	Pass	8.51	7.26	7.35	6.93	7.32	13.03	27.49
5795MHz	Pass	8.51	7.40	7.01	6.24	7.02	12.72	27.49
802.11ac VHT80_Nss1,(MCS0)_2TX	-	-	-	-	-	-	-	-
5210MHz	Pass	5.40	0.94	0.69	-	-	3.53	17.00
802.11ac VHT80_Nss1,(MCS0)_4TX	-	-	-	-	-	-	-	-
5775MHz	Pass	8.51	0.56	-0.13	-0.51	0.05	5.66	27.49
802.11ac VHT20-BF_Nss1,(MCS0)_2TX	-	-	-	-	-	-	-	-
5180MHz	Pass	5.40	6.91	7.03	-	-	9.42	17.00
5200MHz	Pass	5.40	9.61	11.14	-	-	13.29	17.00
5240MHz	Pass	5.40	8.70	9.29	-	-	11.53	17.00
802.11ac VHT20-BF_Nss1,(MCS0)_4TX	-	-	-	-	-	-	-	-
5745MHz	Pass	8.51	5.01	5.79	5.64	6.03	11.55	27.49
5785MHz	Pass	8.51	1.43	1.08	0.65	1.13	6.96	27.49
5825MHz	Pass	8.51	2.98	3.22	2.46	2.97	8.81	27.49
802.11ac VHT40-BF_Nss1,(MCS0)_2TX	-	-	-	-	-	-	-	-
5190MHz	Pass	5.40	4.21	5.22	-	-	6.82	17.00
5230MHz	Pass	5.40	6.60	7.40	-	-	9.76	17.00
802.11ac VHT40-BF_Nss1,(MCS0)_4TX	-	-	-	-	-	-	-	-

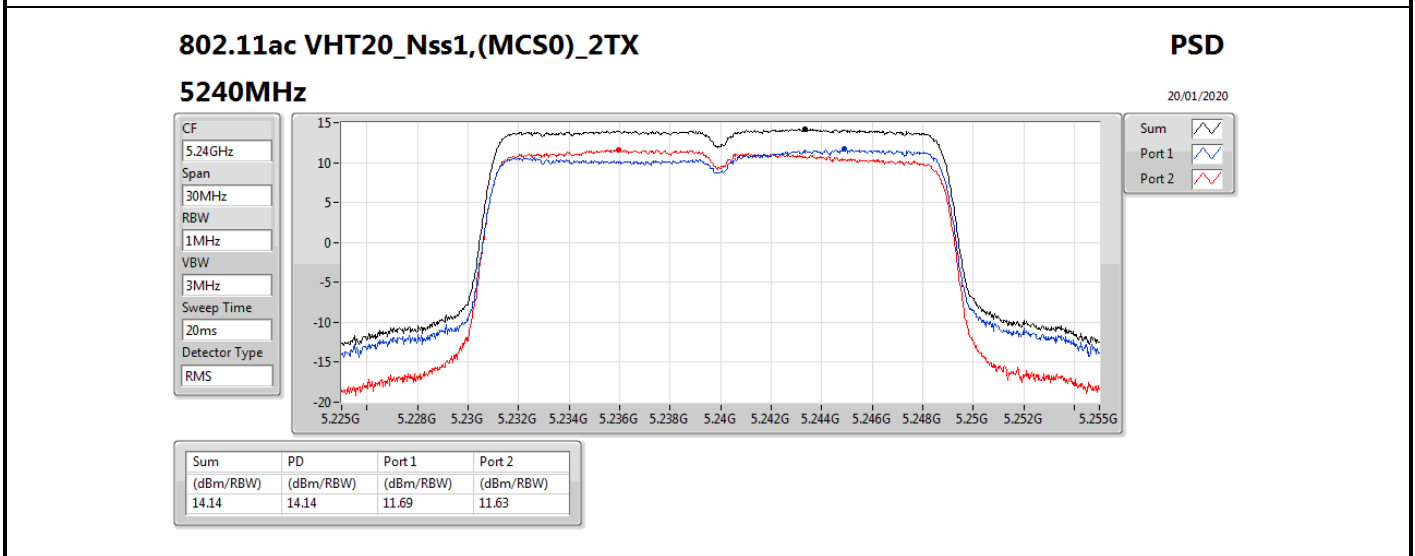
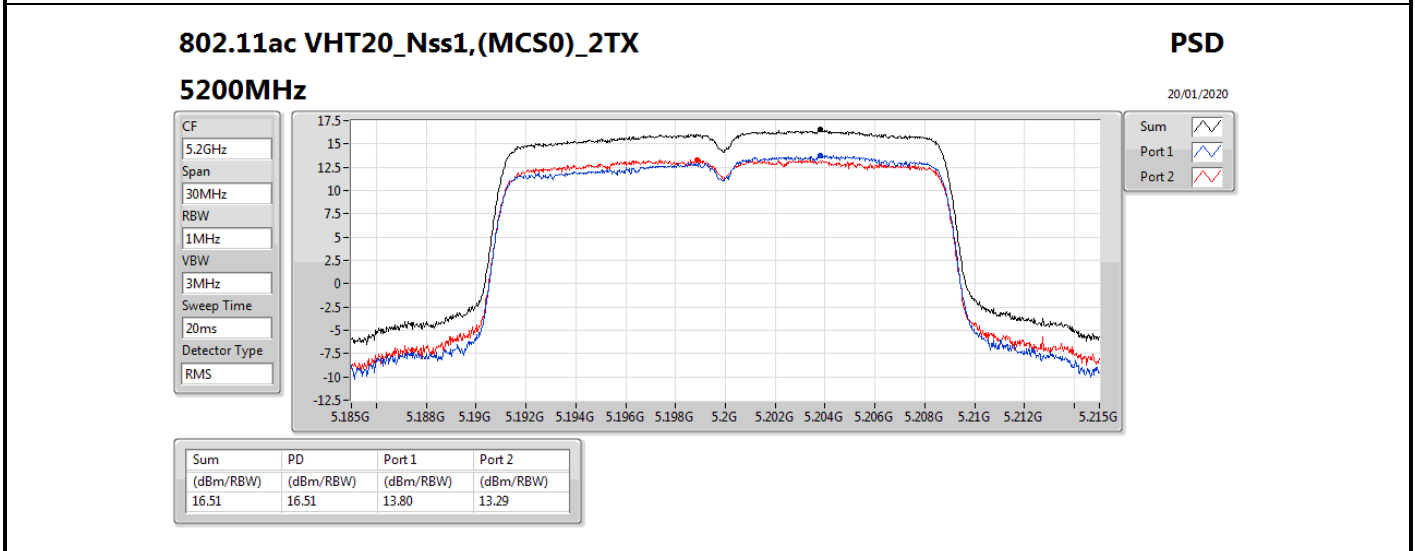
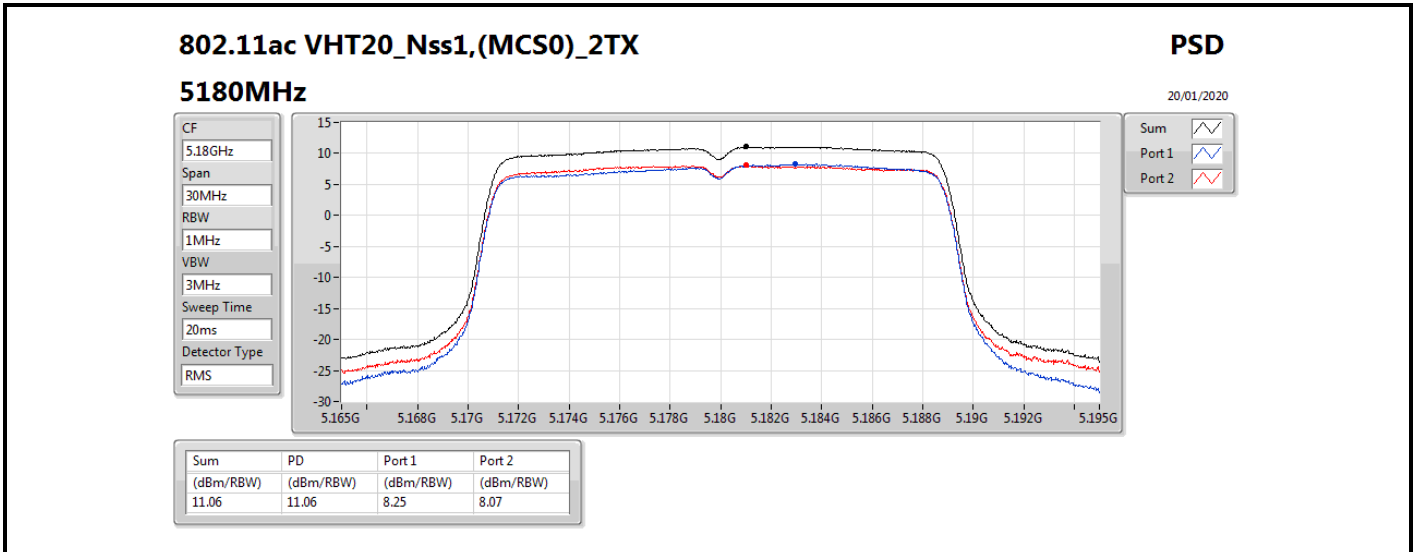
Mode	Result	DG (dB)	Port 1 (dBm/RBW)	Port 2 (dBm/RBW)	Port 3 (dBm/RBW)	Port 4 (dBm/RBW)	PD (dBm/RBW)	PD Limit (dBm/RBW)
5755MHz	Pass	8.51	3.20	4.64	3.42	3.85	9.58	27.49
5795MHz	Pass	8.51	-0.81	-0.06	-0.13	-0.32	5.60	27.49
802.11ac VHT80-BF_Nss1,(MCS0)_2TX	-	-	-	-	-	-	-	-
5210MHz	Pass	5.40	-0.27	0.97	-	-	3.27	17.00
802.11ac VHT80-BF_Nss1,(MCS0)_4TX	-	-	-	-	-	-	-	-
5775MHz	Pass	8.51	-1.68	-1.82	-3.21	-1.07	3.74	27.49

DG = Directional Gain; **RBW** = 500 kHz for 5.725-5.85GHz band / 1MHz for other band;

PD = trace bin-by-bin of each transmits port summing can be performed maximum power density; **Port X** = Port X power density;







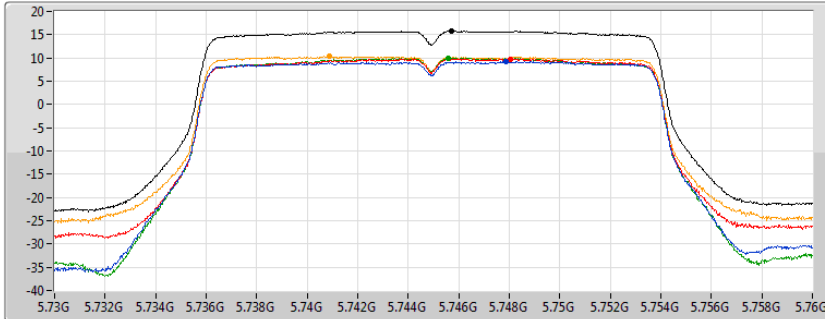
802.11ac VHT20_Nss1,(MCS0)_4TX

PSD

5745MHz

20/01/2020

CF
5.745GHz
Span
30MHz
RBW
500kHz
VBW
3MHz
Sweep Time
20ms
Detector Type
RMS



Sum
Port 1
Port 2
Port 3
Port 4

Sum	PD	Port 1	Port 2	Port 3	Port 4
(dBm/RBW)	(dBm/RBW)	(dBm/RBW)	(dBm/RBW)	(dBm/RBW)	(dBm/RBW)
15.72	15.72	9.23	9.79	9.99	10.34

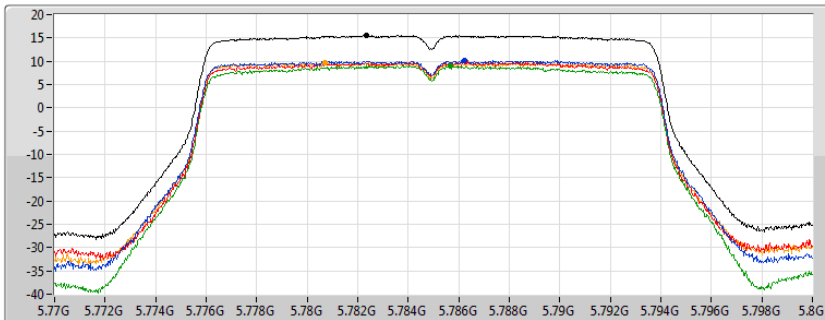
802.11ac VHT20_Nss1,(MCS0)_4TX

PSD

5785MHz

20/01/2020

CF
5.785GHz
Span
30MHz
RBW
500kHz
VBW
3MHz
Sweep Time
20ms
Detector Type
RMS



Sum
Port 1
Port 2
Port 3
Port 4

Sum	PD	Port 1	Port 2	Port 3	Port 4
(dBm/RBW)	(dBm/RBW)	(dBm/RBW)	(dBm/RBW)	(dBm/RBW)	(dBm/RBW)
15.47	15.47	10.10	9.83	9.08	9.72

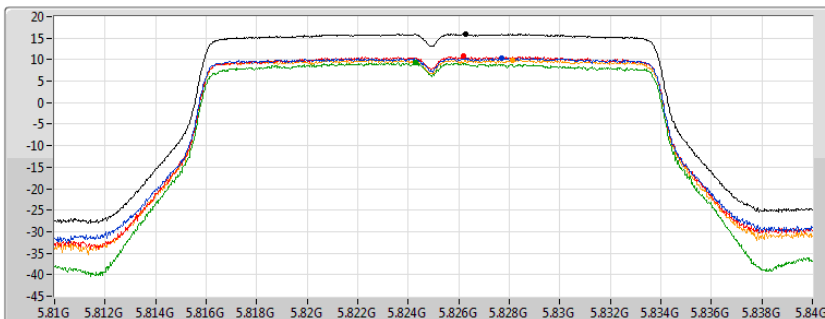
802.11ac VHT20_Nss1,(MCS0)_4TX

PSD

5825MHz

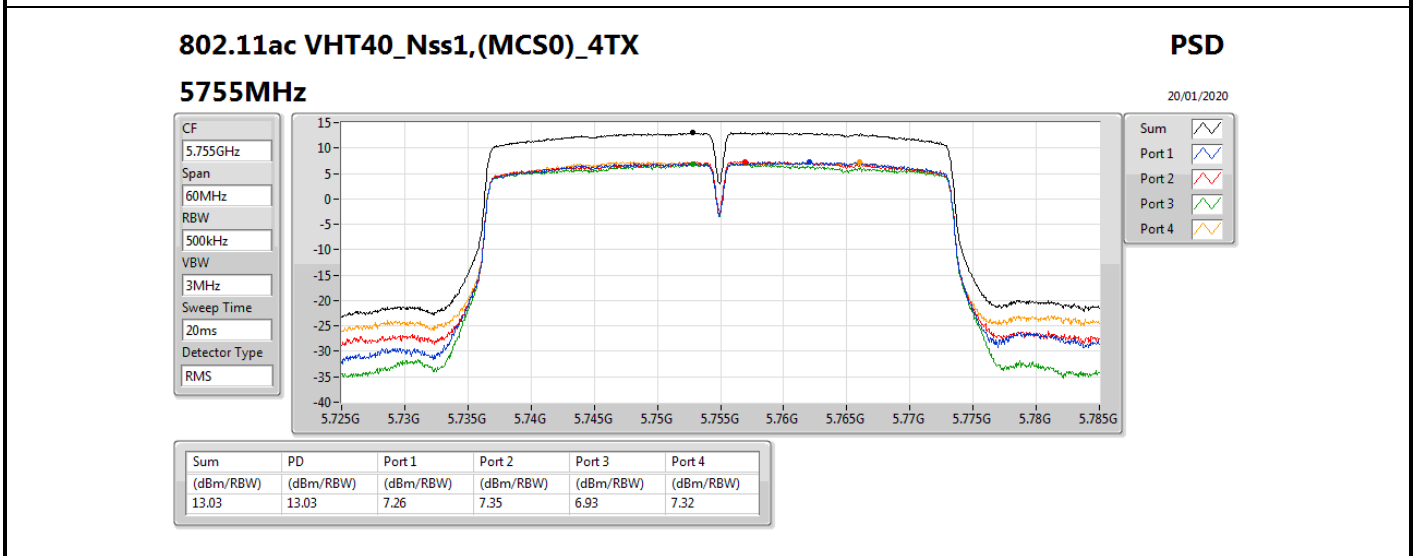
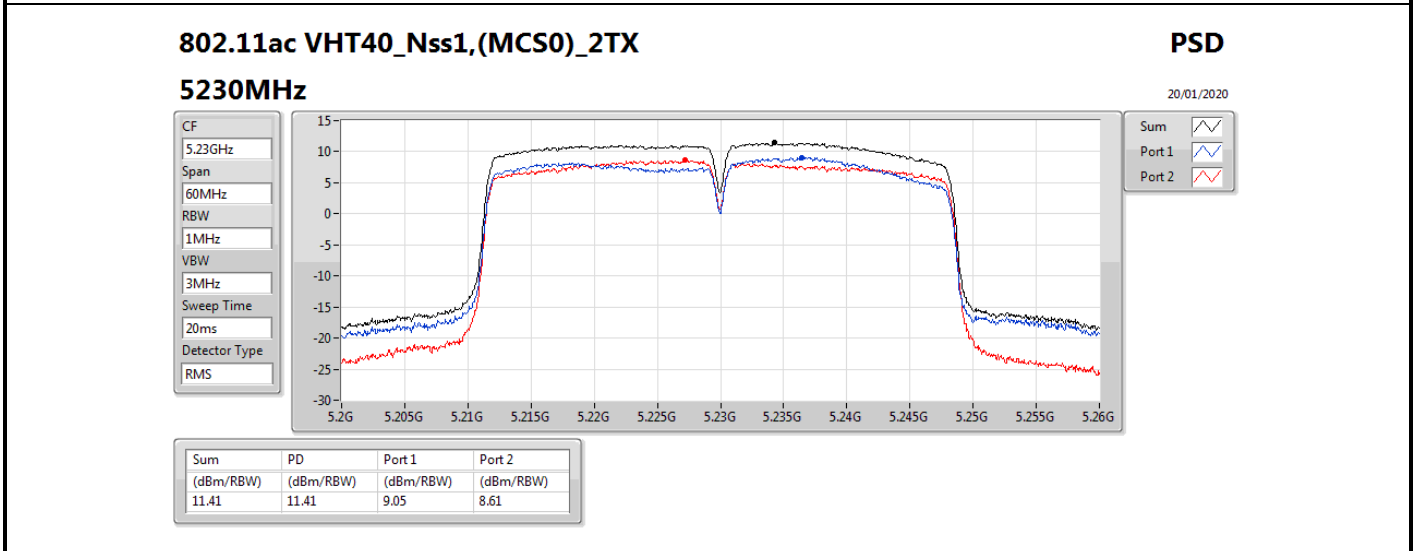
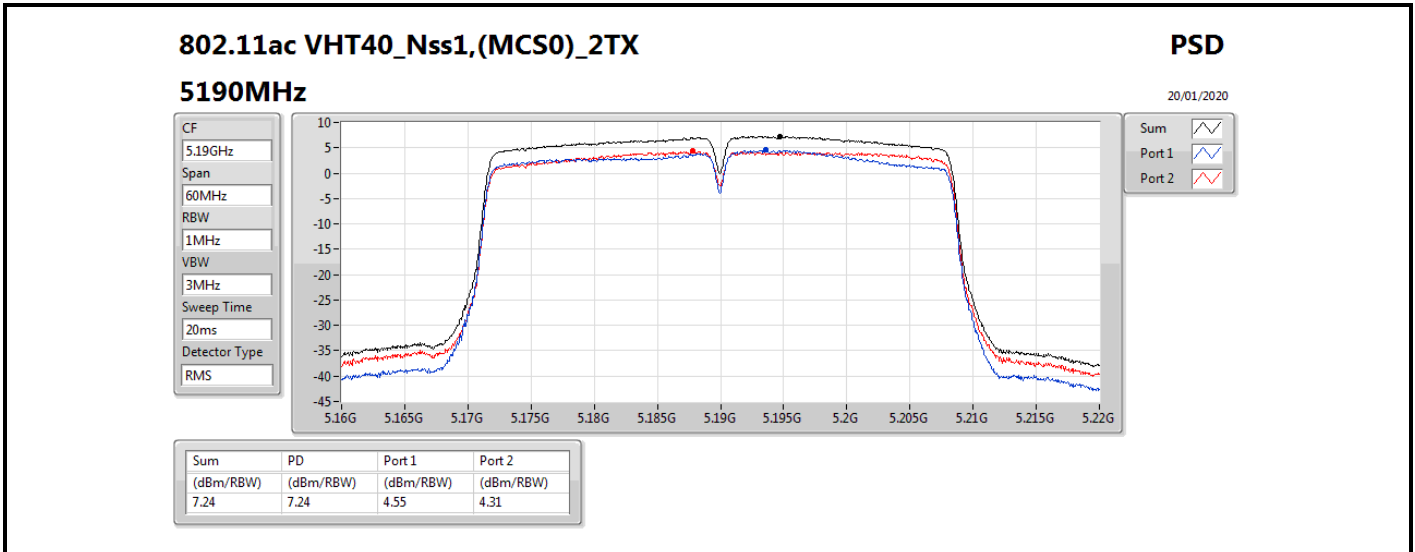
20/01/2020

CF
5.825GHz
Span
30MHz
RBW
500kHz
VBW
3MHz
Sweep Time
20ms
Detector Type
RMS



Sum
Port 1
Port 2
Port 3
Port 4

Sum	PD	Port 1	Port 2	Port 3	Port 4
(dBm/RBW)	(dBm/RBW)	(dBm/RBW)	(dBm/RBW)	(dBm/RBW)	(dBm/RBW)
16.03	16.03	10.47	10.82	9.29	9.95



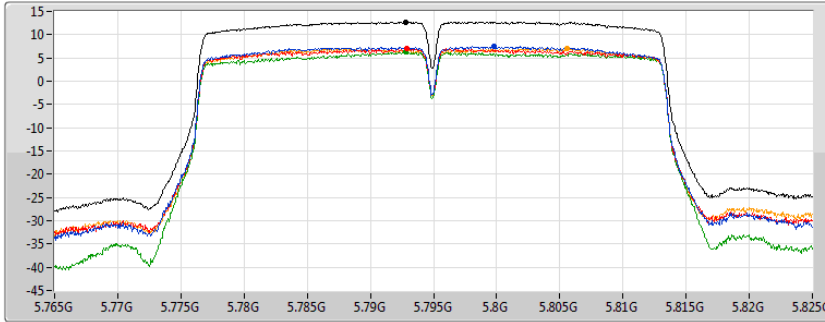
802.11ac VHT40_Nss1,(MCS0)_4TX

PSD

5795MHz

20/01/2020

CF
5.795GHz
Span
60MHz
RBW
500kHz
VBW
3MHz
Sweep Time
20ms
Detector Type
RMS



Sum	PD	Port 1	Port 2	Port 3	Port 4
(dBm/RBW)	(dBm/RBW)	(dBm/RBW)	(dBm/RBW)	(dBm/RBW)	(dBm/RBW)
12.72	12.72	7.40	7.01	6.24	7.02

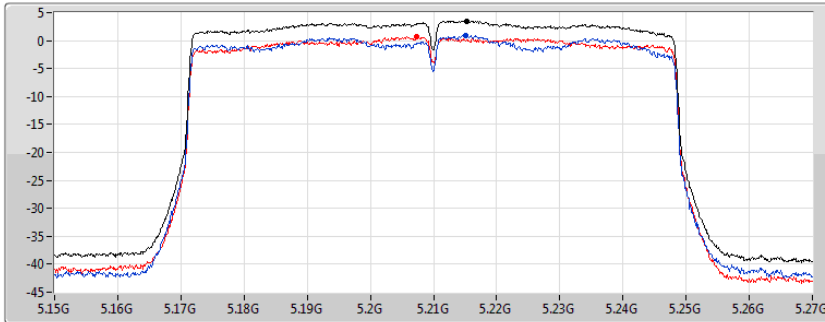
802.11ac VHT80_Nss1,(MCS0)_2TX

PSD

5210MHz

20/01/2020

CF
5.21GHz
Span
120MHz
RBW
1MHz
VBW
3MHz
Sweep Time
20ms
Detector Type
RMS



Sum	PD	Port 1	Port 2
(dBm/RBW)	(dBm/RBW)	(dBm/RBW)	(dBm/RBW)
3.53	3.53	0.94	0.69

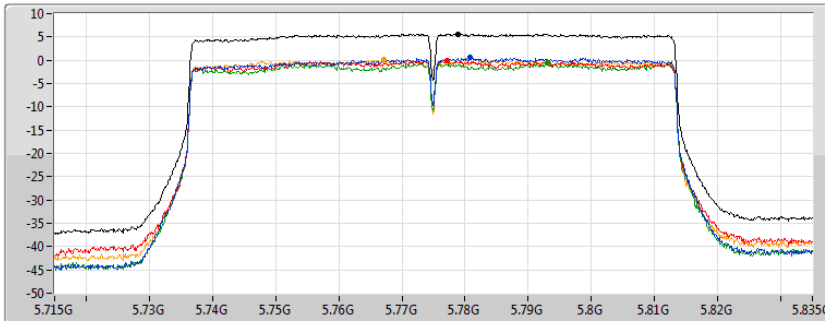
802.11ac VHT80_Nss1,(MCS0)_4TX

PSD

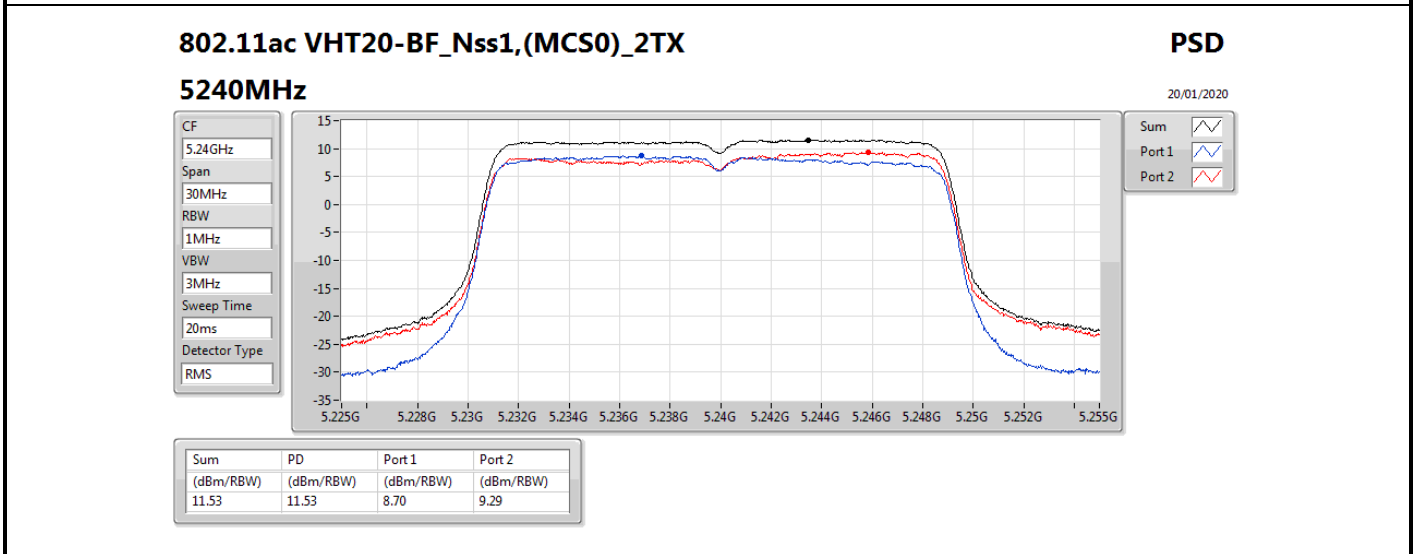
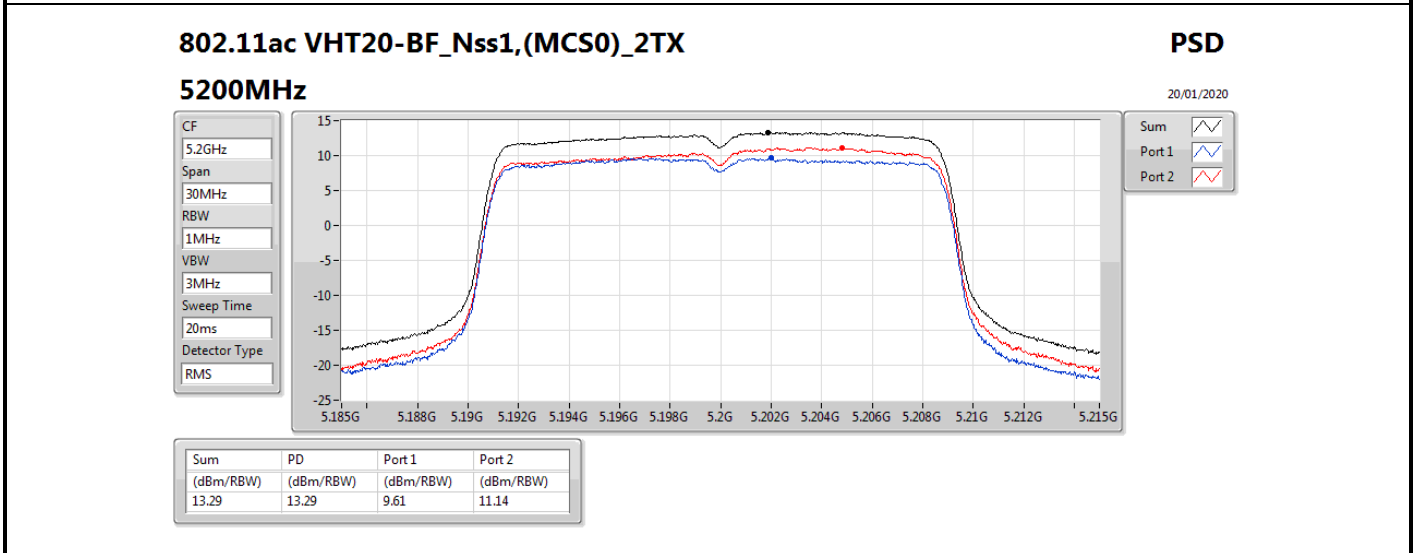
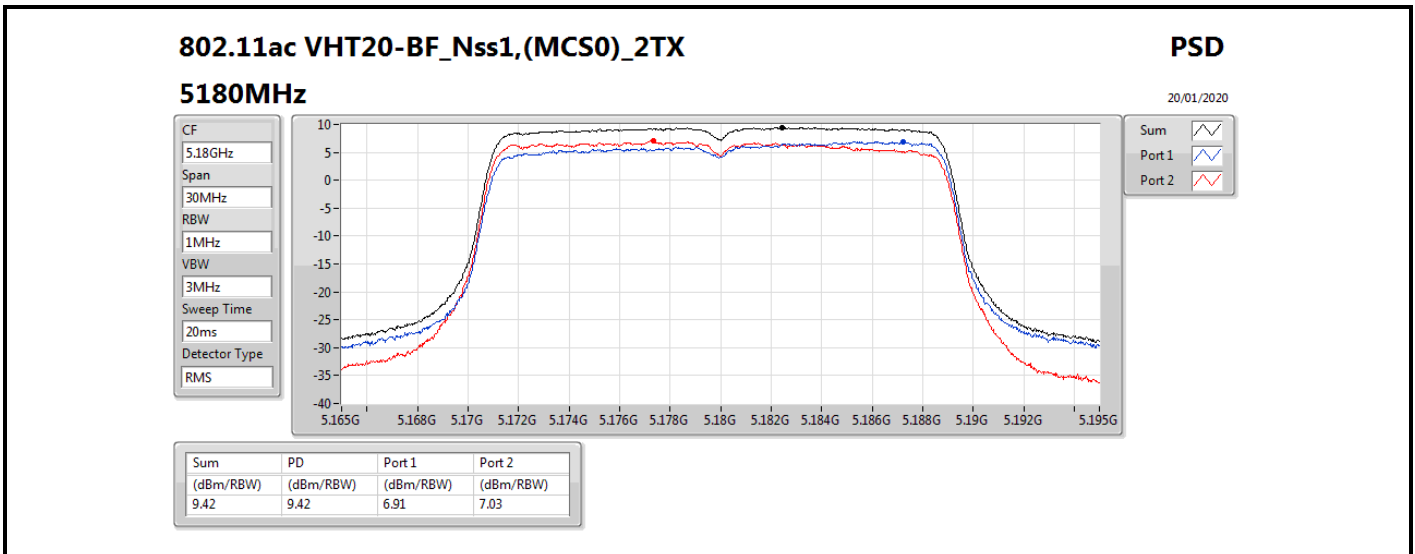
5775MHz

20/01/2020

CF
5.775GHz
Span
120MHz
RBW
500kHz
VBW
3MHz
Sweep Time
20ms
Detector Type
RMS



Sum	PD	Port 1	Port 2	Port 3	Port 4
(dBm/RBW)	(dBm/RBW)	(dBm/RBW)	(dBm/RBW)	(dBm/RBW)	(dBm/RBW)
5.66	5.66	0.56	-0.13	-0.51	0.05



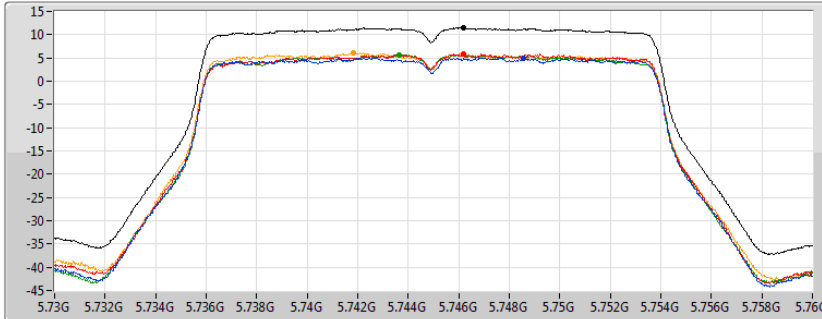
802.11ac VHT20-BF_Nss1,(MCS0)_4TX

PSD

5745MHz

20/01/2020

CF
5.745GHz
Span
30MHz
RBW
500kHz
VBW
3MHz
Sweep Time
20ms
Detector Type
RMS



Sum
Port 1
Port 2
Port 3
Port 4

Sum	PD	Port 1	Port 2	Port 3	Port 4
(dBm/RBW)	(dBm/RBW)	(dBm/RBW)	(dBm/RBW)	(dBm/RBW)	(dBm/RBW)
11.55	11.55	5.01	5.79	5.64	6.03

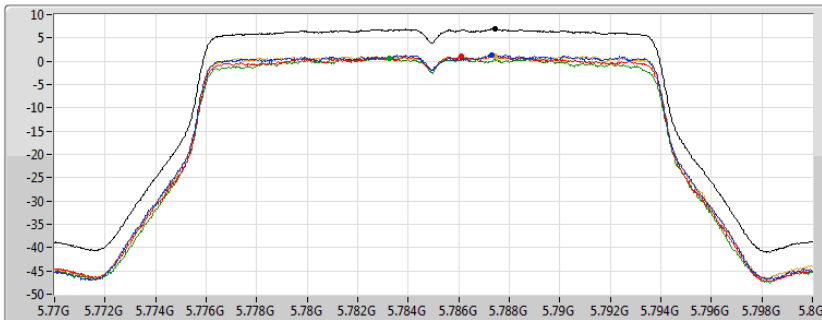
802.11ac VHT20-BF_Nss1,(MCS0)_4TX

PSD

5785MHz

20/01/2020

CF
5.785GHz
Span
30MHz
RBW
500kHz
VBW
3MHz
Sweep Time
20ms
Detector Type
RMS



Sum
Port 1
Port 2
Port 3
Port 4

Sum	PD	Port 1	Port 2	Port 3	Port 4
(dBm/RBW)	(dBm/RBW)	(dBm/RBW)	(dBm/RBW)	(dBm/RBW)	(dBm/RBW)
6.96	6.96	1.43	1.08	0.65	1.13

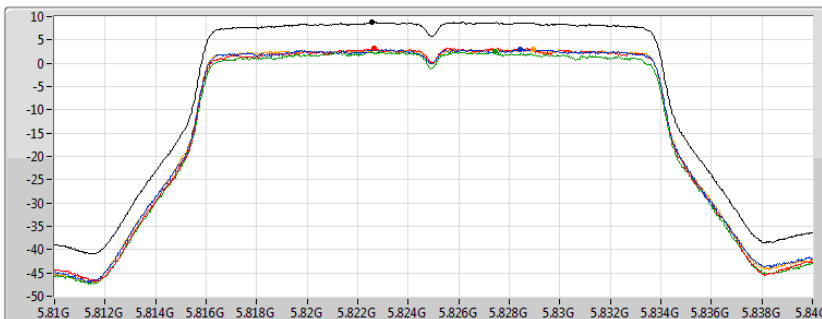
802.11ac VHT20-BF_Nss1,(MCS0)_4TX

PSD

5825MHz

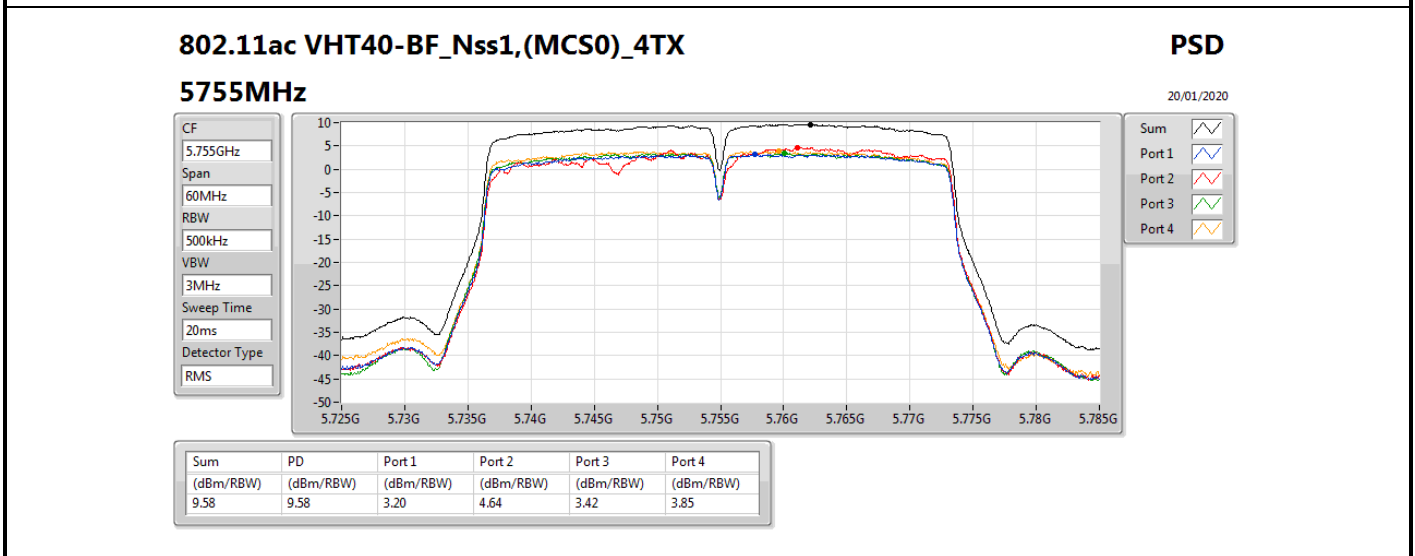
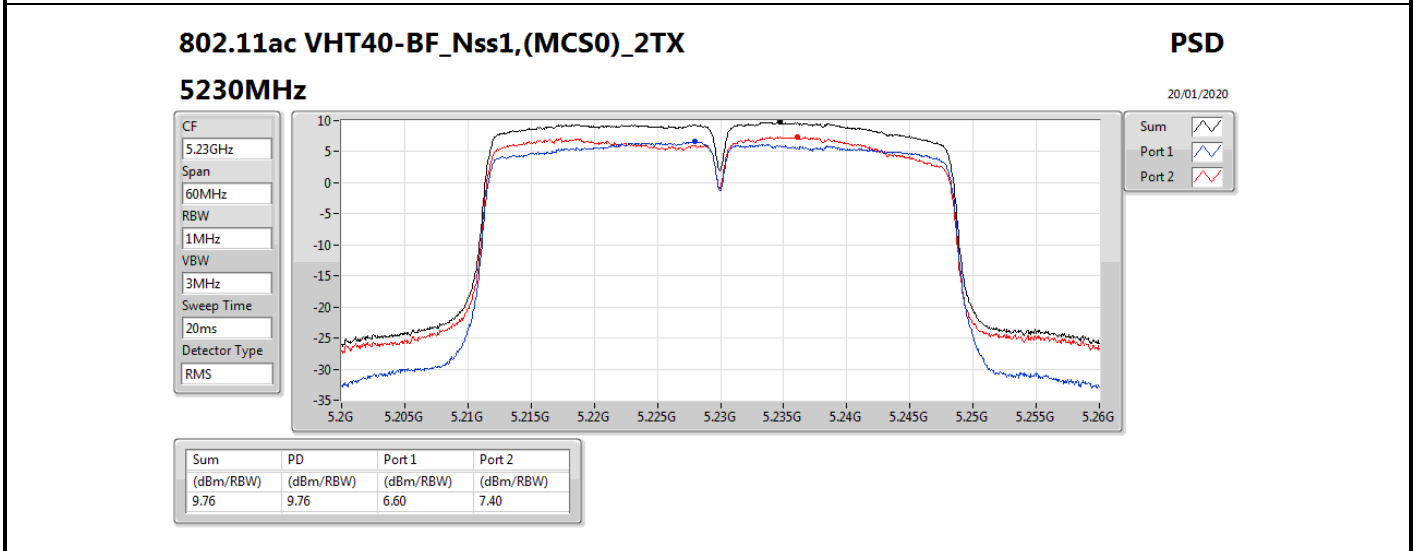
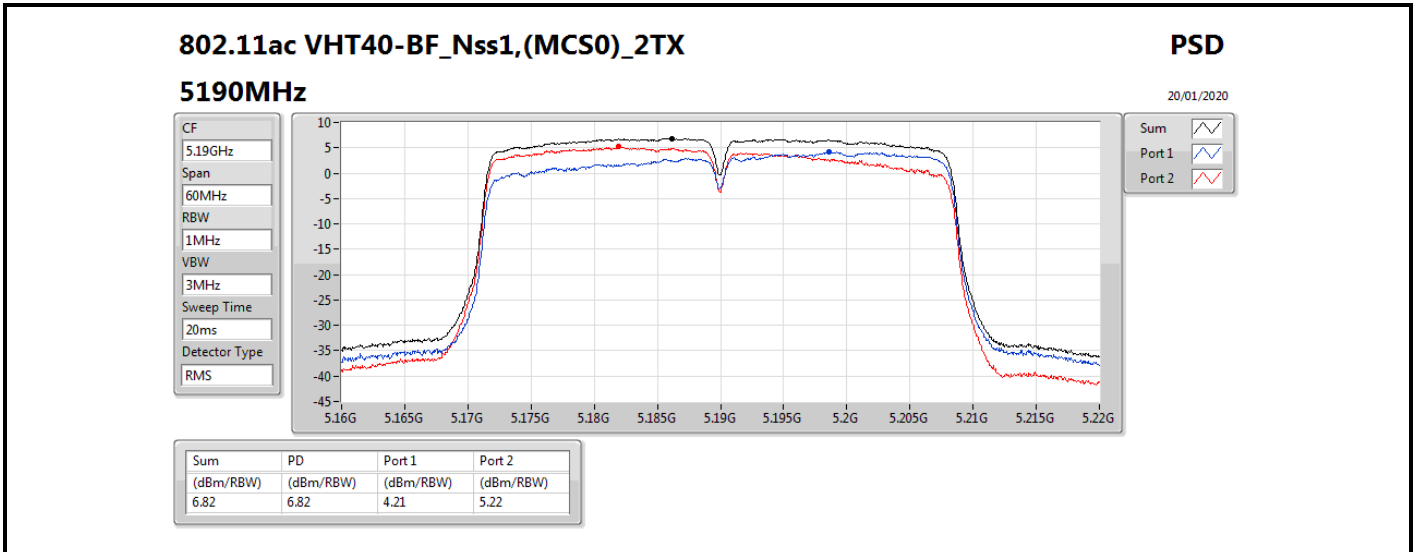
20/01/2020

CF
5.825GHz
Span
30MHz
RBW
500kHz
VBW
3MHz
Sweep Time
20ms
Detector Type
RMS



Sum
Port 1
Port 2
Port 3
Port 4

Sum	PD	Port 1	Port 2	Port 3	Port 4
(dBm/RBW)	(dBm/RBW)	(dBm/RBW)	(dBm/RBW)	(dBm/RBW)	(dBm/RBW)
8.81	8.81	2.98	3.22	2.46	2.97



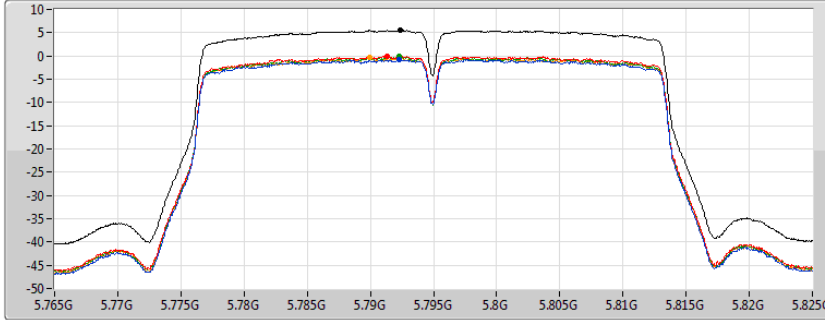
802.11ac VHT40-BF_Nss1,(MCS0)_4TX

PSD

5795MHz

20/01/2020

CF
5.795GHz
Span
60MHz
RBW
500kHz
VBW
3MHz
Sweep Time
20ms
Detector Type
RMS



Sum
Port 1
Port 2
Port 3
Port 4

Sum	PD	Port 1	Port 2	Port 3	Port 4
(dBm/RBW)	(dBm/RBW)	(dBm/RBW)	(dBm/RBW)	(dBm/RBW)	(dBm/RBW)
5.60	5.60	-0.81	-0.06	-0.13	-0.32

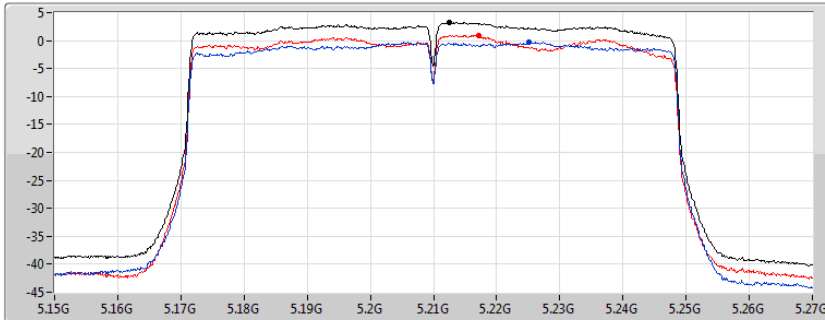
802.11ac VHT80-BF_Nss1,(MCS0)_2TX

PSD

5210MHz

20/01/2020

CF
5.21GHz
Span
120MHz
RBW
1MHz
VBW
3MHz
Sweep Time
20ms
Detector Type
RMS



Sum
Port 1
Port 2

Sum	PD	Port 1	Port 2
(dBm/RBW)	(dBm/RBW)	(dBm/RBW)	(dBm/RBW)
3.27	3.27	-0.27	0.97

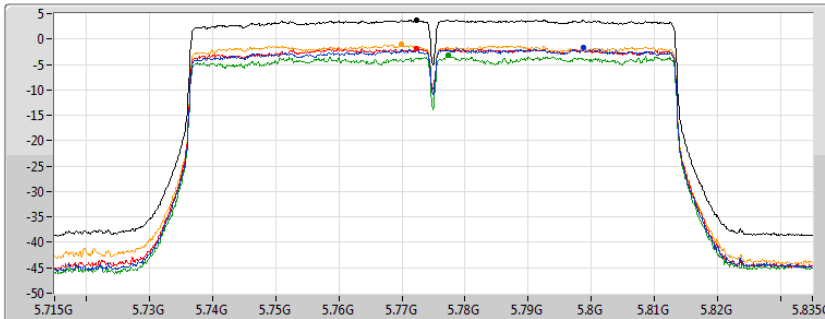
802.11ac VHT80-BF_Nss1,(MCS0)_4TX

PSD

5775MHz

20/01/2020

CF
5.775GHz
Span
120MHz
RBW
500kHz
VBW
3MHz
Sweep Time
20ms
Detector Type
RMS

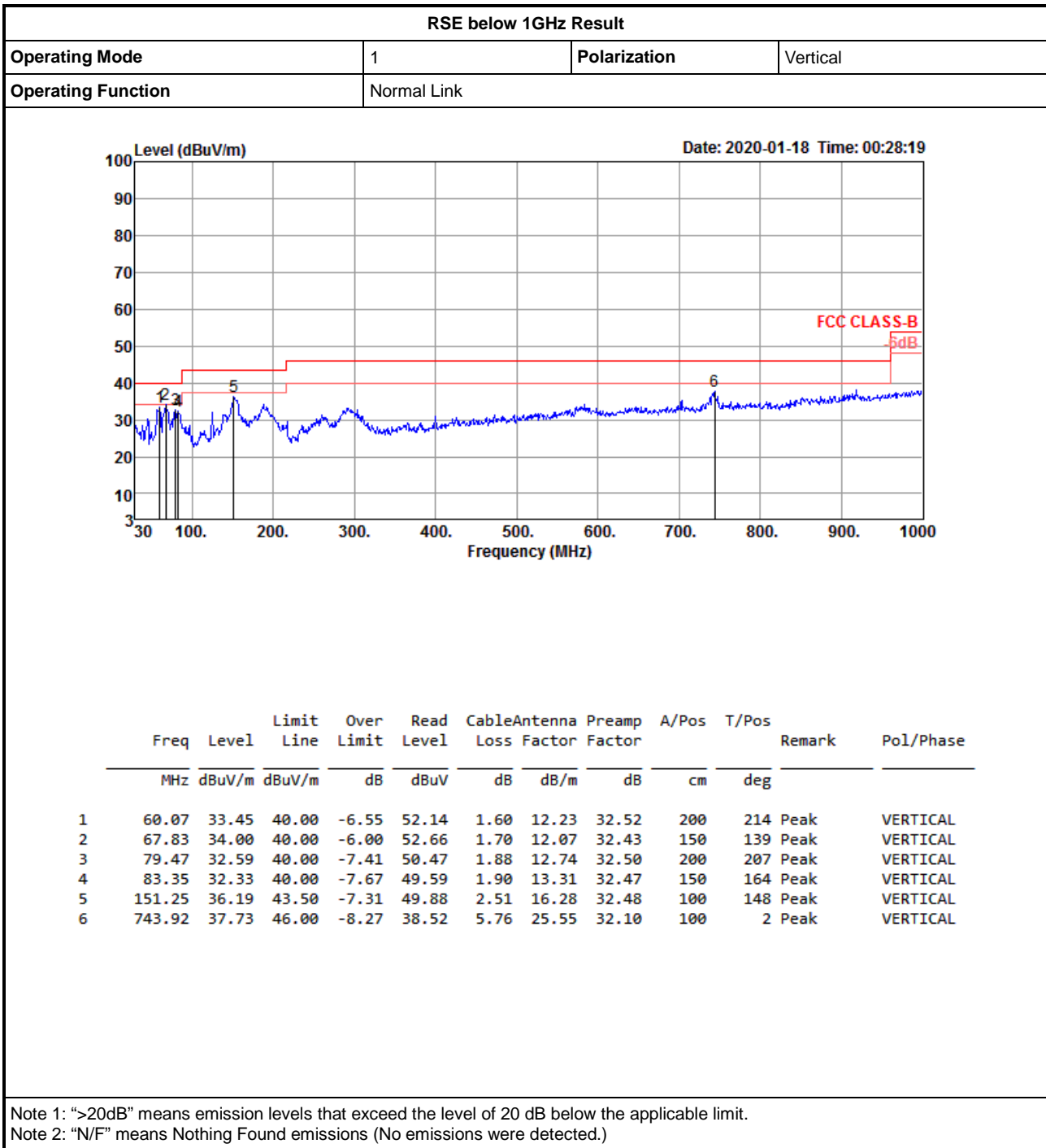


Sum
Port 1
Port 2
Port 3
Port 4

Sum	PD	Port 1	Port 2	Port 3	Port 4
(dBm/RBW)	(dBm/RBW)	(dBm/RBW)	(dBm/RBW)	(dBm/RBW)	(dBm/RBW)
3.74	3.74	-1.68	-1.82	-3.21	-1.07

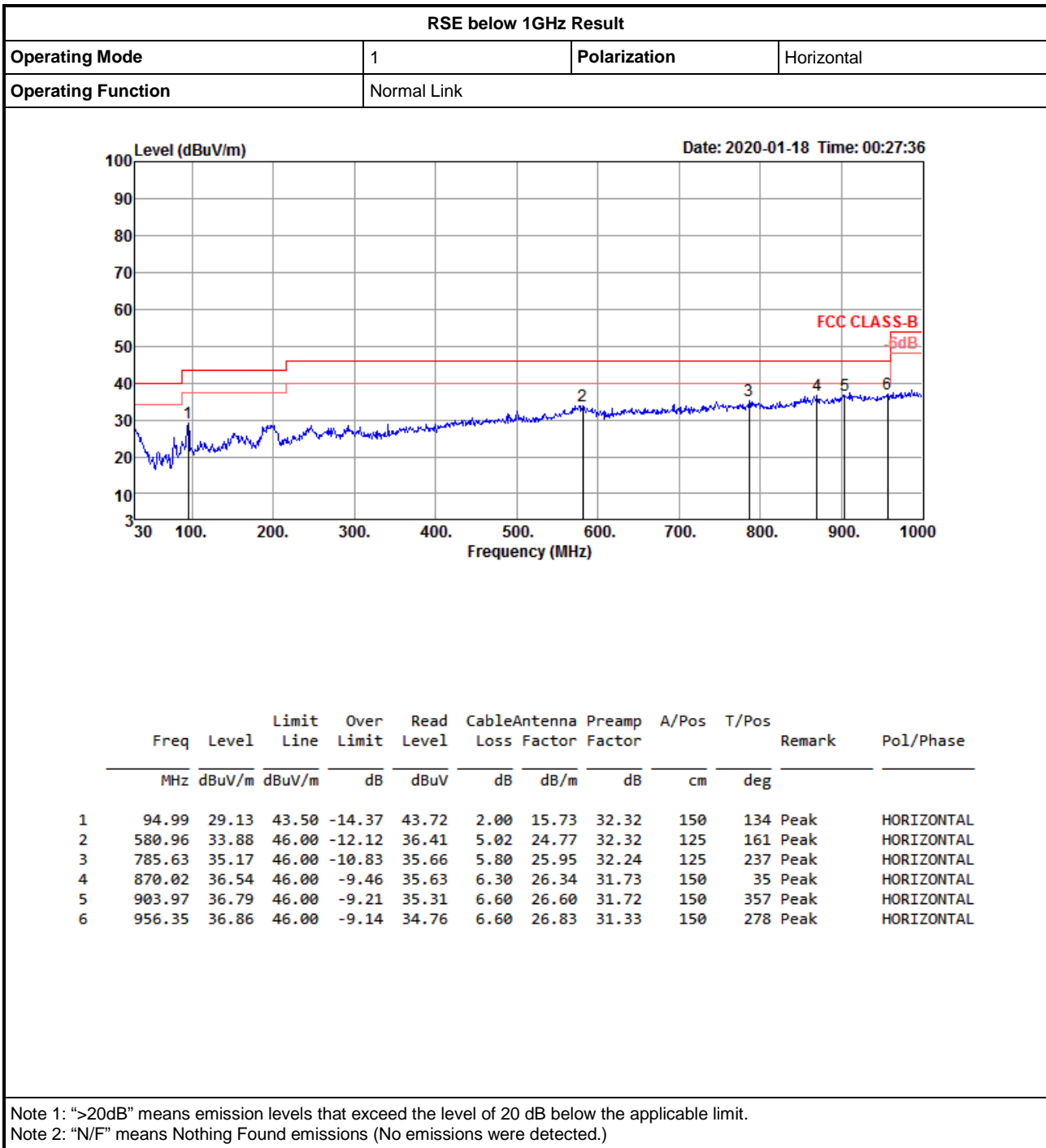


RSE below 1GHz Result





RSE below 1GHz Result





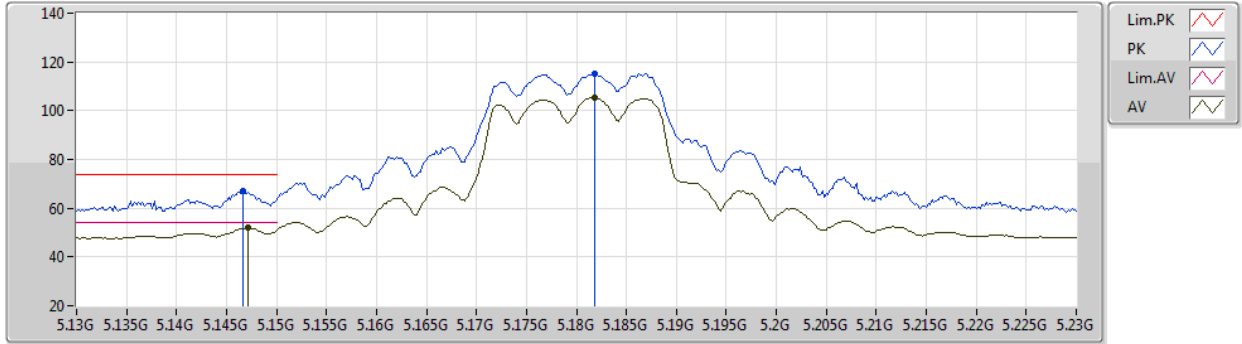
Summary

Mode	Result	Type	Freq (Hz)	Level (dBuV/m)	Limit (dBuV/m)	Margin (dB)	Dist (m)	Condition	Azimuth (°)	Height (m)	Comments
5.725-5.85GHz	-	-	-	-	-	-	-	-	-	-	-
802.11ac_VHT40_Nss1,(MCS0)_4TX	Pass	PK	5.644G	68.09	68.20	-0.11	3	Vertical	344	2.49	-

802.11a_Nss1,(6Mbps)_2TX

17/01/2020

5180MHz_TX



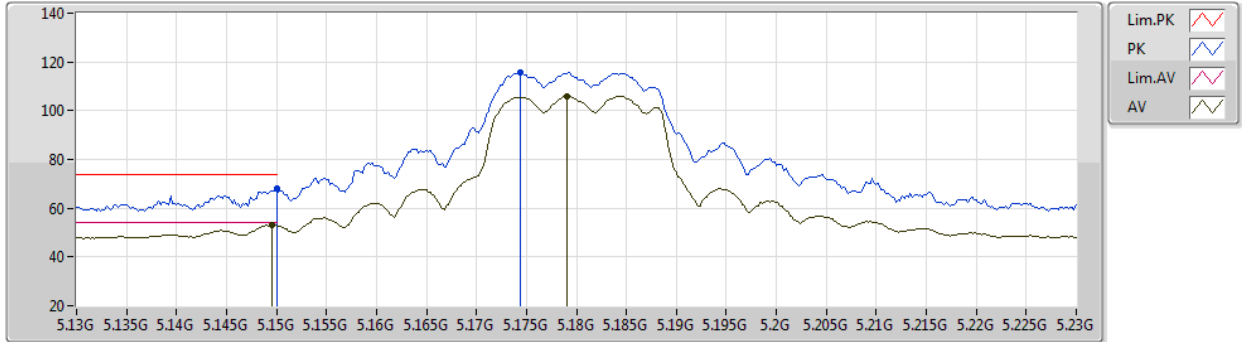
EUT Z_2TX
Setting 18.5
02-A-C-5-10

Type	Freq (Hz)	Level (dBuV/m)	Limit (dBuV/m)	Margin (dB)	Raw (dBuV)	Dist (m)	Condition	Azimuth (°)	Height (m)	Comment	AF (dB)	CL (dB)	PA (dB)
PK	5.1466G	66.87	74.00	-7.13	57.73	3	Vertical	11	2.46	-	33.55	5.97	30.38
AV	5.1472G	51.93	54.00	-2.07	42.79	3	Vertical	11	2.46	-	33.55	5.97	30.38
PK	5.1818G	115.28	Inf	-Inf	106.10	3	Vertical	11	2.46	-	33.58	5.99	30.39
AV	5.1818G	105.18	Inf	-Inf	96.00	3	Vertical	11	2.46	-	33.58	5.99	30.39

802.11a_Nss1,(6Mbps)_2TX

17/01/2020

5180MHz_TX



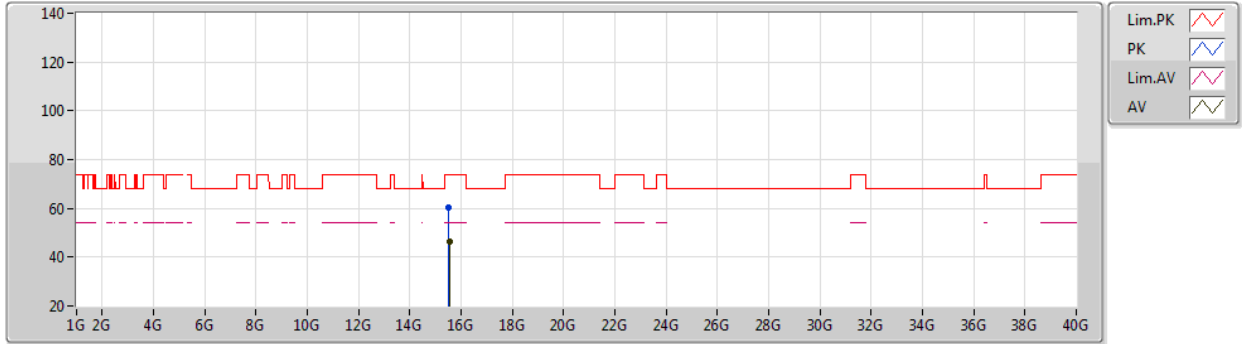
EUT Z_2TX
Setting 18.5
02-A-C-5-10

Type	Freq (Hz)	Level (dBuV/m)	Limit (dBuV/m)	Margin (dB)	Raw (dBuV)	Dist (m)	Condition	Azimuth (°)	Height (m)	Comment	AF (dB)	CL (dB)	PA (dB)
PK	5.15G	68.04	74.00	-5.96	58.90	3	Horizontal	264	2.63	-	33.55	5.97	30.38
AV	5.1496G	53.19	54.00	-0.81	44.05	3	Horizontal	264	2.63	-	33.55	5.97	30.38
PK	5.1744G	115.74	Inf	-Inf	106.57	3	Horizontal	264	2.63	-	33.57	5.99	30.39
AV	5.179G	105.91	Inf	-Inf	96.73	3	Horizontal	264	2.63	-	33.58	5.99	30.39

802.11a_Nss1,(6Mbps)_2TX

17/01/2020

5180MHz_TX



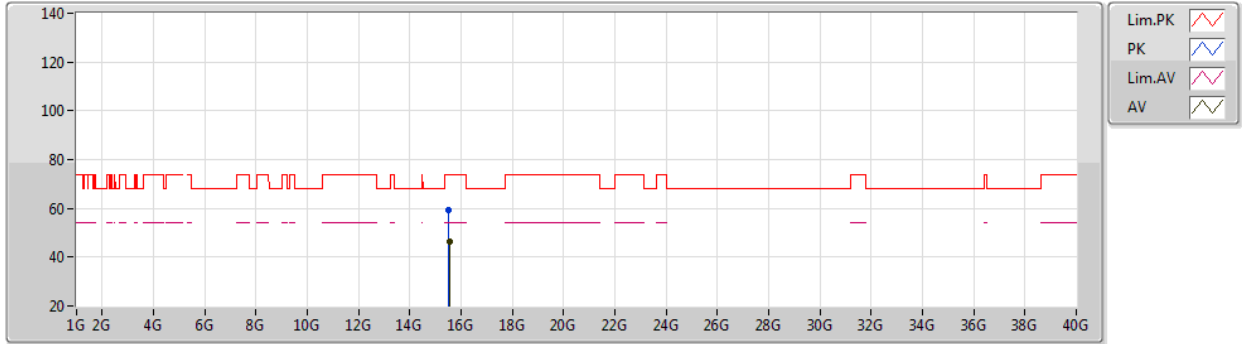
EUT Z_2TX
Setting 18.5
02-A-C-5

Type	Freq (Hz)	Level (dBuV/m)	Limit (dBuV/m)	Margin (dB)	Raw (dBuV)	Dist (m)	Condition	Azimuth (°)	Height (m)	Comment	AF (dB)	CL (dB)	PA (dB)
PK	15.5249G	60.28	74.00	-13.72	44.24	3	Vertical	163	1.79	-	38.78	9.24	31.98
AV	15.5459G	46.49	54.00	-7.51	30.50	3	Vertical	163	1.79	-	38.72	9.25	31.98

802.11a_Nss1,(6Mbps)_2TX

17/01/2020

5180MHz_TX



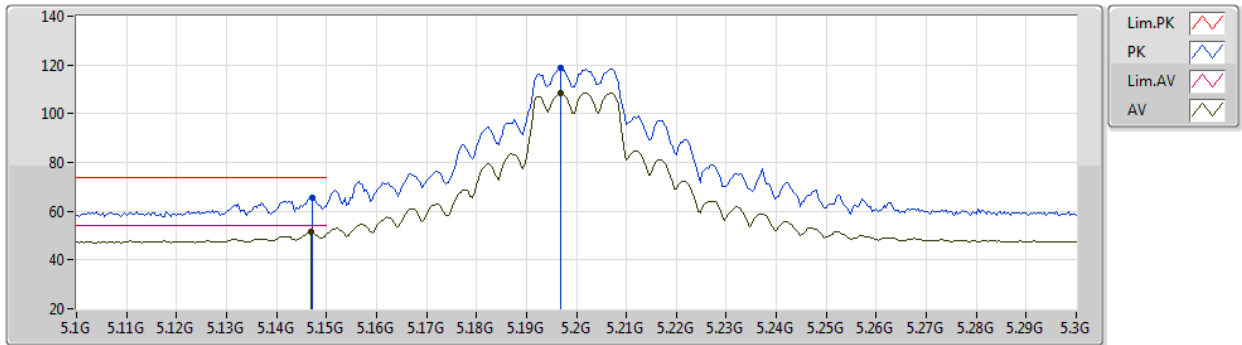
EUT_Z_2TX
Setting 18.5
02-A-C-5

Type	Freq (Hz)	Level (dBuV/m)	Limit (dBuV/m)	Margin (dB)	Raw (dBuV)	Dist (m)	Condition	Azimuth (°)	Height (m)	Comment	AF (dB)	CL (dB)	PA (dB)
PK	15.5277G	59.48	74.00	-14.52	43.45	3	Horizontal	214	1.80	-	38.77	9.24	31.98
AV	15.5345G	46.20	54.00	-7.80	30.18	3	Horizontal	214	1.80	-	38.75	9.25	31.98

802.11a_Nss1,(6Mbps)_2TX

17/01/2020

5200MHz_TX



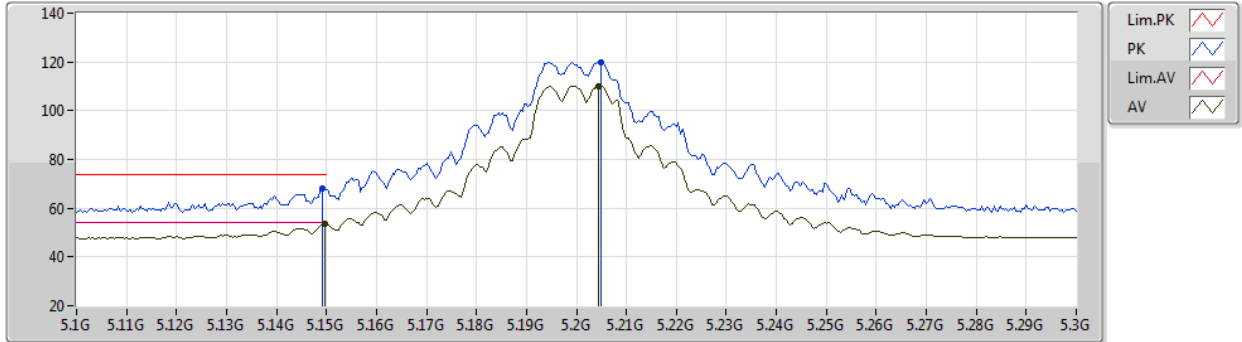
EUT Z_2TX
Setting 22.5
02-A-C-5-10

Type	Freq (Hz)	Level (dBuV/m)	Limit (dBuV/m)	Margin (dB)	Raw (dBuV)	Dist (m)	Condition	Azimuth (°)	Height (m)	Comment	AF (dB)	CL (dB)	PA (dB)
PK	5.1472G	65.27	74.00	-8.73	56.13	3	Vertical	10	2.82	-	33.55	5.97	30.38
AV	5.1468G	51.32	54.00	-2.68	42.18	3	Vertical	10	2.82	-	33.55	5.97	30.38
PK	5.1968G	118.75	Inf	-Inf	109.55	3	Vertical	10	2.82	-	33.60	6.00	30.40
AV	5.1968G	108.53	Inf	-Inf	99.33	3	Vertical	10	2.82	-	33.60	6.00	30.40

802.11a_Nss1,(6Mbps)_2TX

17/01/2020

5200MHz_TX



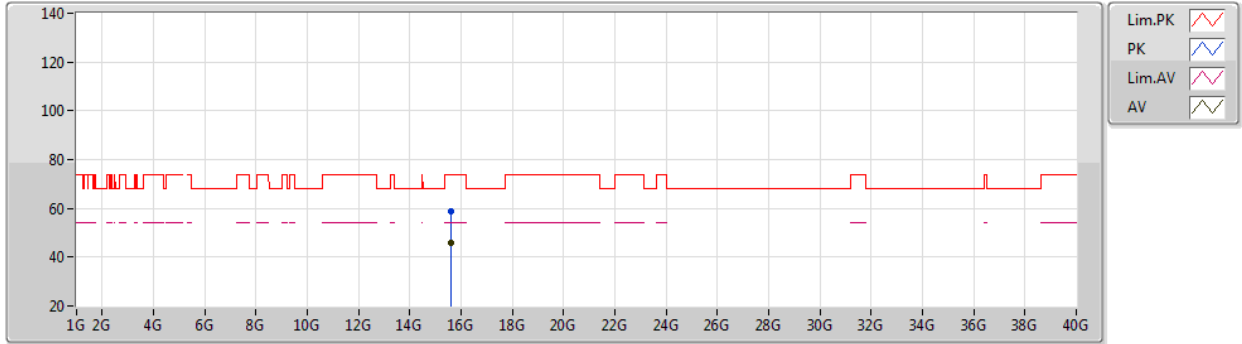
EUT Z_2TX
Setting 22.5
02-A-C-5-10

Type	Freq (Hz)	Level (dBuV/m)	Limit (dBuV/m)	Margin (dB)	Raw (dBuV)	Dist (m)	Condition	Azimuth (°)	Height (m)	Comment	AF (dB)	CL (dB)	PA (dB)
PK	5.1492G	68.22	74.00	-5.78	59.08	3	Horizontal	259	2.60	-	33.55	5.97	30.38
AV	5.1496G	53.75	54.00	-0.25	44.61	3	Horizontal	259	2.60	-	33.55	5.97	30.38
PK	5.2048G	119.87	Inf	-Inf	110.66	3	Horizontal	259	2.60	-	33.61	6.00	30.40
AV	5.2044G	110.24	Inf	-Inf	101.03	3	Horizontal	259	2.60	-	33.61	6.00	30.40

802.11a_Nss1,(6Mbps)_2TX

17/01/2020

5200MHz_TX



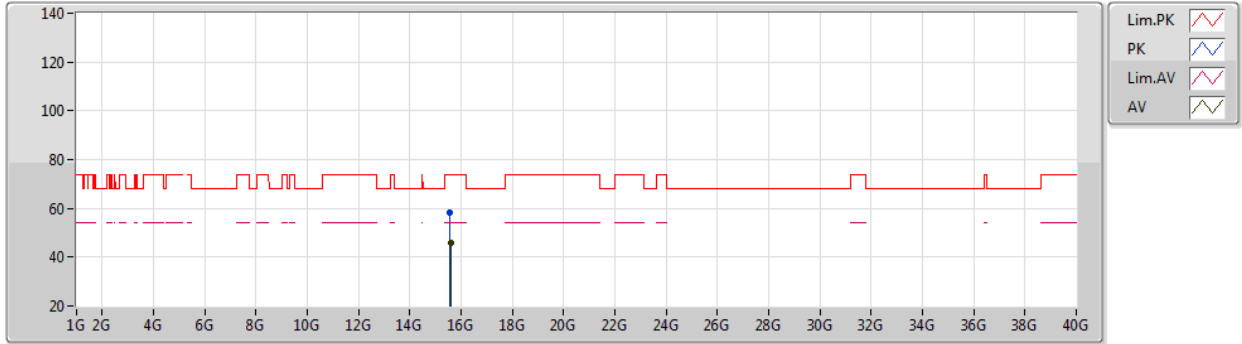
EUT_Z_2TX
Setting 22.5
02-A-C-5

Type	Freq (Hz)	Level (dBuV/m)	Limit (dBuV/m)	Margin (dB)	Raw (dBuV)	Dist (m)	Condition	Azimuth (°)	Height (m)	Comment	AF (dB)	CL (dB)	PA (dB)
PK	15.5945G	58.91	74.00	-15.09	43.05	3	Vertical	284	1.80	-	38.58	9.27	31.99
AV	15.6013G	45.88	54.00	-8.12	30.04	3	Vertical	284	1.80	-	38.56	9.27	31.99

802.11a_Nss1,(6Mbps)_2TX

17/01/2020

5200MHz_TX



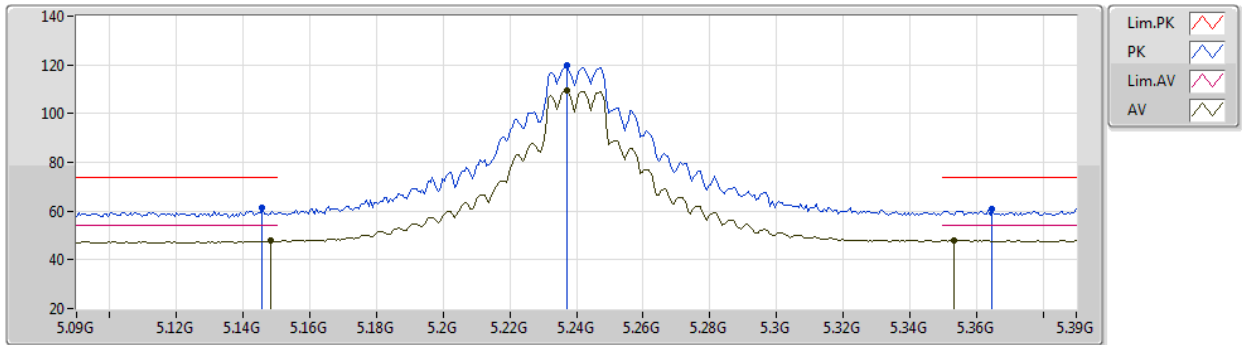
EUT Z_2TX
Setting 22.5
02-A-C-5

Type	Freq (Hz)	Level (dBuV/m)	Limit (dBuV/m)	Margin (dB)	Raw (dBuV)	Dist (m)	Condition	Azimuth (°)	Height (m)	Comment	AF (dB)	CL (dB)	PA (dB)
PK	15.5754G	58.36	74.00	-15.64	42.46	3	Horizontal	154	2.59	-	38.63	9.26	31.99
AV	15.5831G	45.65	54.00	-8.35	29.77	3	Horizontal	154	2.59	-	38.61	9.26	31.99

802.11a_Nss1,(6Mbps)_2TX

17/01/2020

5240MHz_TX



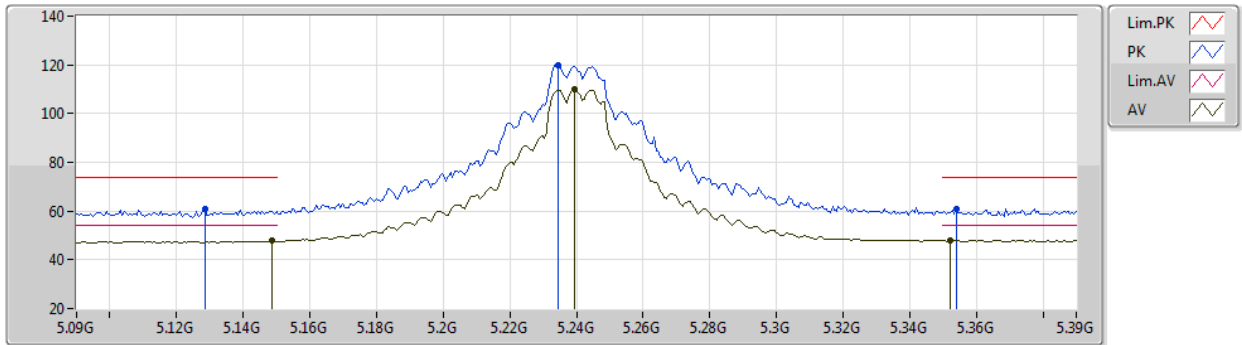
EUT_Z_2TX
Setting 25
02-A-C-5-10

Type	Freq (Hz)	Level (dBuV/m)	Limit (dBuV/m)	Margin (dB)	Raw (dBuV)	Dist (m)	Condition	Azimuth (°)	Height (m)	Comment	AF (dB)	CL (dB)	PA (dB)
PK	5.1458G	61.37	74.00	-12.63	52.23	3	Vertical	11	2.52	-	33.55	5.97	30.38
AV	5.1482G	47.70	54.00	-6.30	38.56	3	Vertical	11	2.52	-	33.55	5.97	30.38
PK	5.237G	119.69	Inf	-Inf	110.41	3	Vertical	11	2.52	-	33.67	6.02	30.41
AV	5.237G	109.33	Inf	-Inf	100.05	3	Vertical	11	2.52	-	33.67	6.02	30.41
PK	5.3648G	60.69	74.00	-13.31	51.21	3	Vertical	11	2.52	-	33.86	6.08	30.46
AV	5.3534G	48.00	54.00	-6.00	38.53	3	Vertical	11	2.52	-	33.85	6.08	30.46

802.11a_Nss1,(6Mbps)_2TX

17/01/2020

5240MHz_TX



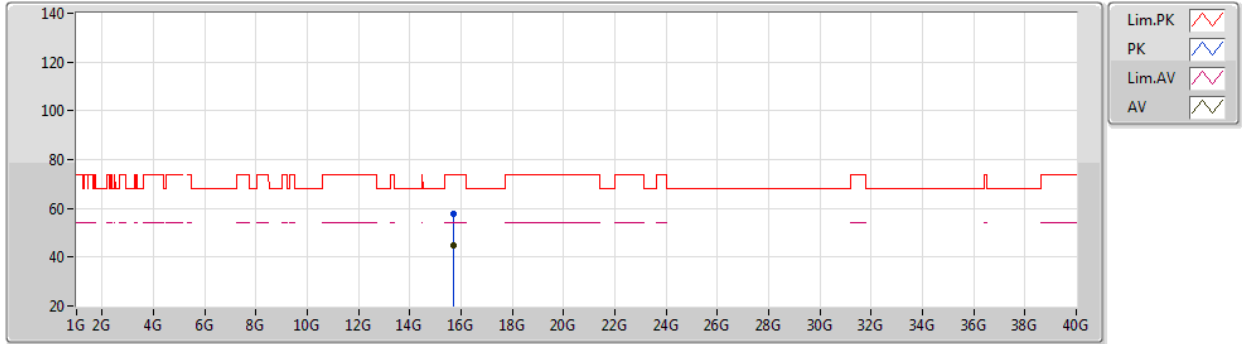
EUT Z_2TX
Setting 25
02-A-C-5-10

Type	Freq (Hz)	Level (dBuV/m)	Limit (dBuV/m)	Margin (dB)	Raw (dBuV)	Dist (m)	Condition	Azimuth (°)	Height (m)	Comment	AF (dB)	CL (dB)	PA (dB)
PK	5.1284G	60.69	74.00	-13.31	51.58	3	Horizontal	263	2.72	-	33.53	5.96	30.38
AV	5.1488G	47.89	54.00	-6.11	38.75	3	Horizontal	263	2.72	-	33.55	5.97	30.38
PK	5.2346G	119.72	Inf	-Inf	110.44	3	Horizontal	263	2.72	-	33.67	6.02	30.41
AV	5.2394G	109.94	Inf	-Inf	100.66	3	Horizontal	263	2.72	-	33.68	6.02	30.42
PK	5.354G	60.96	74.00	-13.04	51.49	3	Horizontal	263	2.72	-	33.85	6.08	30.46
AV	5.3522G	47.96	54.00	-6.04	38.49	3	Horizontal	263	2.72	-	33.85	6.08	30.46

802.11a_Nss1,(6Mbps)_2TX

17/01/2020

5240MHz_TX



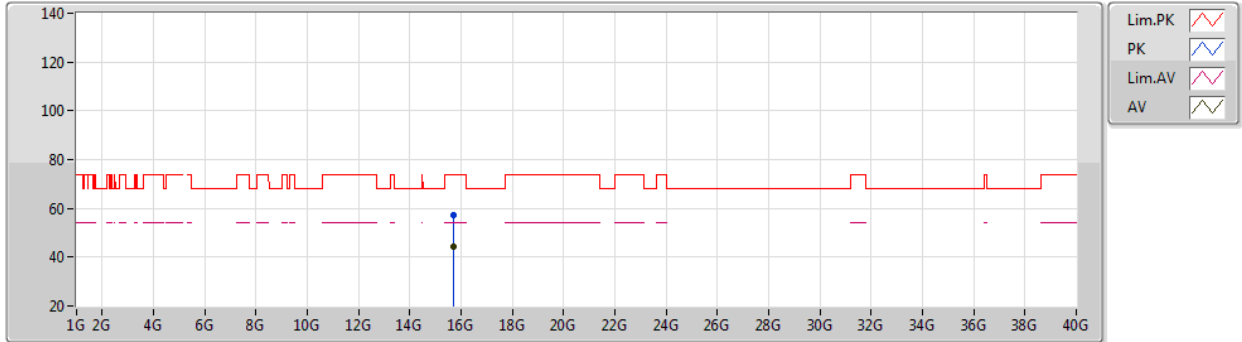
EUT Z_2TX
Setting 25
02-A-C-5

Type	Freq (Hz)	Level (dBuV/m)	Limit (dBuV/m)	Margin (dB)	Raw (dBuV)	Dist (m)	Condition	Azimuth (°)	Height (m)	Comment	AF (dB)	CL (dB)	PA (dB)
PK	15.7048G	58.00	74.00	-16.00	42.46	3	Vertical	111	1.80	-	38.26	9.30	32.02
AV	15.6958G	44.78	54.00	-9.22	29.21	3	Vertical	111	1.80	-	38.28	9.30	32.01

802.11a_Nss1,(6Mbps)_2TX

17/01/2020

5240MHz_TX



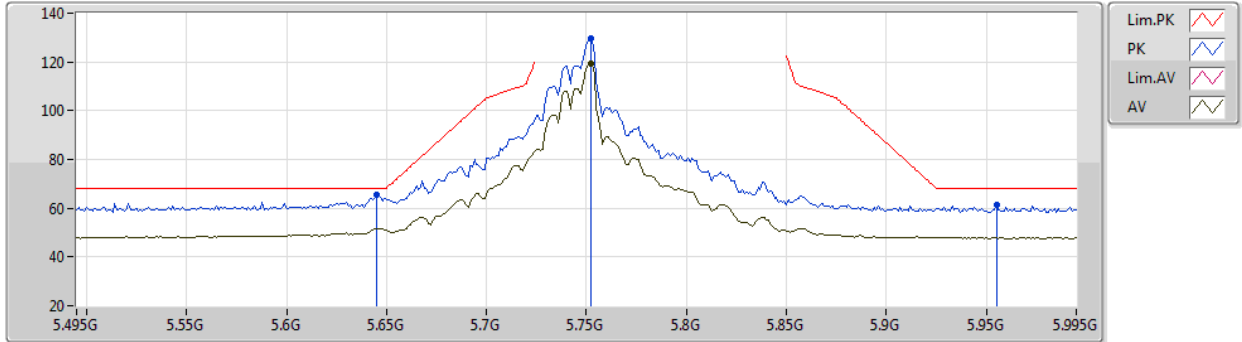
EUT Z_2TX
Setting 25
02-A-C-5

Type	Freq (Hz)	Level (dBuV/m)	Limit (dBuV/m)	Margin (dB)	Raw (dBuV)	Dist (m)	Condition	Azimuth (°)	Height (m)	Comment	AF (dB)	CL (dB)	PA (dB)
PK	15.7112G	57.22	74.00	-16.78	41.70	3	Horizontal	117	1.28	-	38.24	9.30	32.02
AV	15.7078G	44.44	54.00	-9.56	28.91	3	Horizontal	117	1.28	-	38.25	9.30	32.02

802.11a_Nss1,(6Mbps)_4TX

17/01/2020

5745MHz_TX



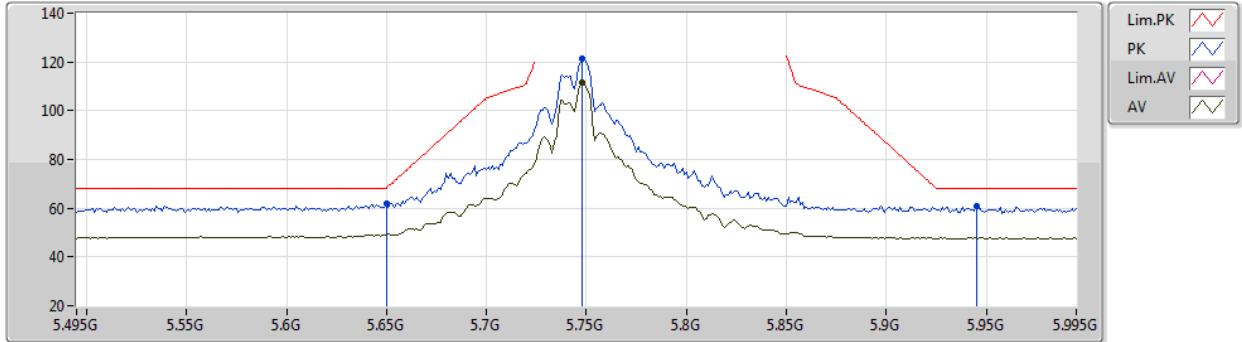
EUT_Z_4TX
Setting 25
02-A-C-5-10

Type	Freq (Hz)	Level (dBuV/m)	Limit (dBuV/m)	Margin (dB)	Raw (dBuV)	Dist (m)	Condition	Azimuth (°)	Height (m)	Comment	AF (dB)	CL (dB)	PA (dB)
PK	5.645G	65.71	68.20	-2.49	56.02	3	Vertical	353	2.60	-	33.91	6.32	30.54
PK	5.752G	129.66	Inf	-Inf	120.05	3	Vertical	353	2.60	-	33.80	6.38	30.57
AV	5.752G	119.39	Inf	-Inf	109.78	3	Vertical	353	2.60	-	33.80	6.38	30.57
PK	5.955G	61.35	68.20	-6.85	51.54	3	Vertical	353	2.60	-	34.11	6.32	30.62

802.11a_Nss1,(6Mbps)_4TX

17/01/2020

5745MHz_TX



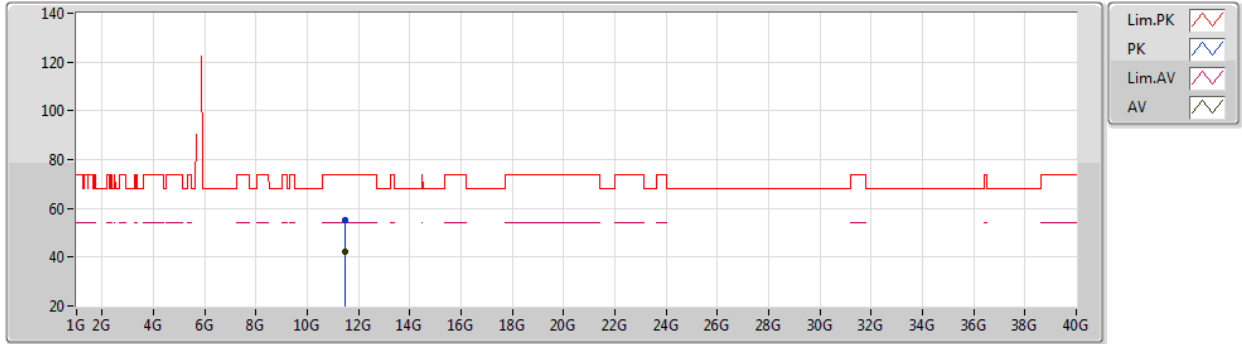
EUT Z_4TX
Setting 25
02-A-C-5-10

Type	Freq (Hz)	Level (dBuV/m)	Limit (dBuV/m)	Margin (dB)	Raw (dBuV)	Dist (m)	Condition	Azimuth (°)	Height (m)	Comment	AF (dB)	CL (dB)	PA (dB)
PK	5.65G	61.73	68.20	-6.47	52.06	3	Horizontal	305	2.64	-	33.90	6.32	30.55
PK	5.748G	121.54	Inf	-Inf	111.94	3	Horizontal	305	2.64	-	33.80	6.37	30.57
AV	5.748G	111.32	Inf	-Inf	101.72	3	Horizontal	305	2.64	-	33.80	6.37	30.57
PK	5.945G	60.99	68.20	-7.21	51.19	3	Horizontal	305	2.64	-	34.09	6.33	30.62

802.11a_Nss1,(6Mbps)_4TX

17/01/2020

5745MHz_TX



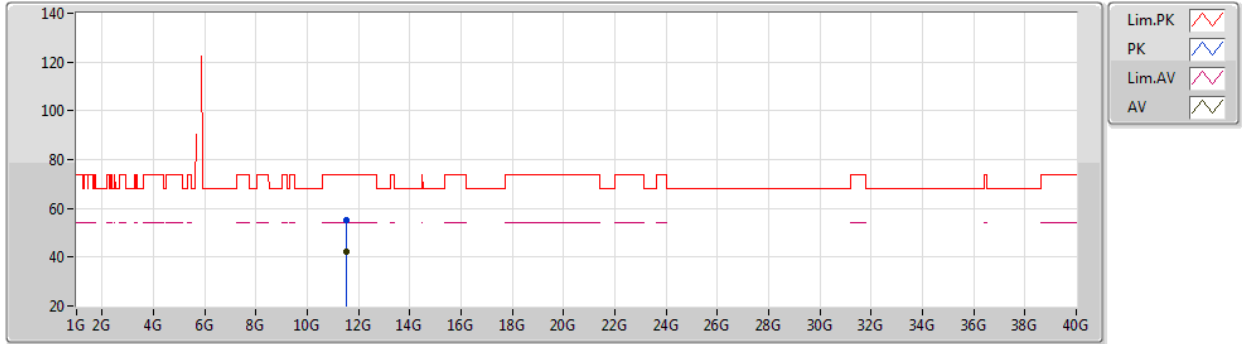
EUT Z_4TX
Setting 25
02-A-C-5

Type	Freq (Hz)	Level (dBuV/m)	Limit (dBuV/m)	Margin (dB)	Raw (dBuV)	Dist (m)	Condition	Azimuth (°)	Height (m)	Comment	AF (dB)	CL (dB)	PA (dB)
PK	11.4821G	55.17	74.00	-18.83	39.13	3	Vertical	121	1.85	-	38.79	8.85	31.60
AV	11.4915G	42.50	54.00	-11.50	26.46	3	Vertical	121	1.85	-	38.79	8.85	31.60

802.11a_Nss1,(6Mbps)_4TX

17/01/2020

5745MHz_TX



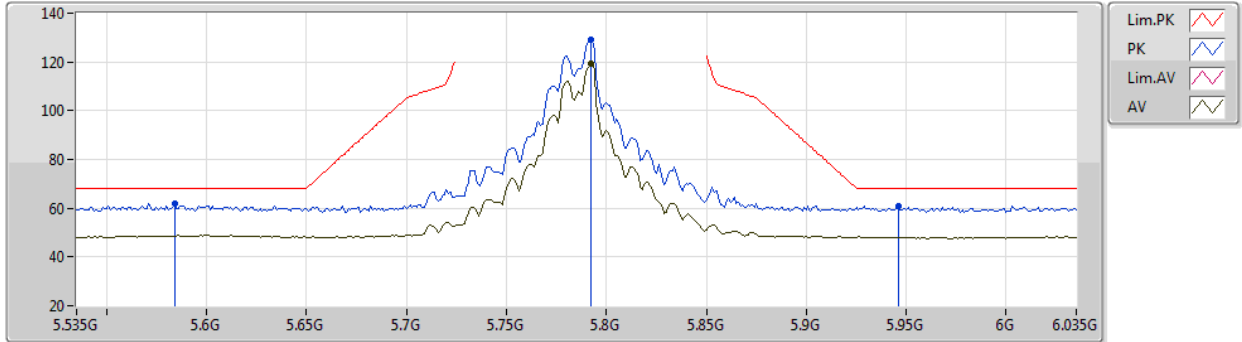
EUT Z_4TX
Setting 25
02-A-C-5

Type	Freq (Hz)	Level (dBuV/m)	Limit (dBuV/m)	Margin (dB)	Raw (dBuV)	Dist (m)	Condition	Azimuth (°)	Height (m)	Comment	AF (dB)	CL (dB)	PA (dB)
PK	11.506G	55.05	74.00	-18.95	39.00	3	Horizontal	136	2.24	-	38.80	8.86	31.61
AV	11.5132G	42.30	54.00	-11.70	26.24	3	Horizontal	136	2.24	-	38.81	8.86	31.61

802.11a_Nss1,(6Mbps)_4TX

17/01/2020

5785MHz_TX



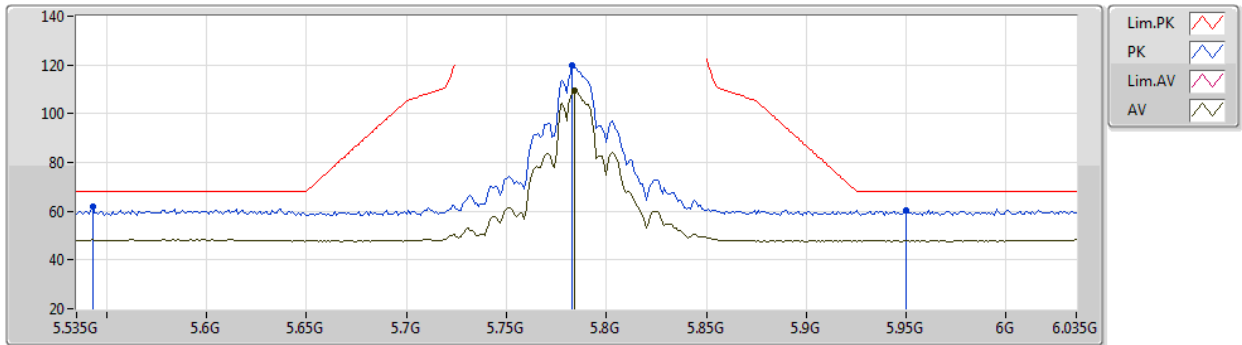
EUT_Z_4TX
Setting 25
02-A-C-5-10

Type	Freq (Hz)	Level (dBuV/m)	Limit (dBuV/m)	Margin (dB)	Raw (dBuV)	Dist (m)	Condition	Azimuth (°)	Height (m)	Comment	AF (dB)	CL (dB)	PA (dB)
PK	5.584G	61.87	68.20	-6.33	52.13	3	Vertical	0	2.59	-	33.98	6.29	30.53
PK	5.792G	129.27	Inf	-Inf	119.65	3	Vertical	0	2.59	-	33.80	6.40	30.58
AV	5.792G	119.29	Inf	-Inf	109.67	3	Vertical	0	2.59	-	33.80	6.40	30.58
PK	5.946G	61.10	68.20	-7.10	51.30	3	Vertical	0	2.59	-	34.09	6.33	30.62

802.11a_Nss1,(6Mbps)_4TX

17/01/2020

5785MHz_TX



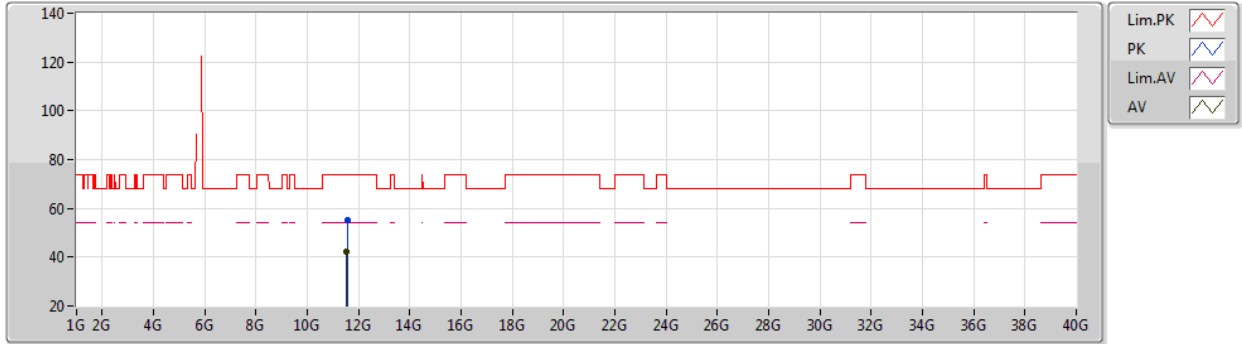
EUT Z_4TX
Setting 25
02-A-C-5-10

Type	Freq (Hz)	Level (dBuV/m)	Limit (dBuV/m)	Margin (dB)	Raw (dBuV)	Dist (m)	Condition	Azimuth (°)	Height (m)	Comment	AF (dB)	CL (dB)	PA (dB)
PK	5.543G	62.13	68.20	-6.07	52.46	3	Horizontal	150	2.33	-	33.94	6.25	30.52
PK	5.783G	119.58	Inf	-Inf	109.97	3	Horizontal	150	2.33	-	33.80	6.39	30.58
AV	5.784G	109.33	Inf	-Inf	99.72	3	Horizontal	150	2.33	-	33.80	6.39	30.58
PK	5.95G	60.46	68.20	-7.74	50.66	3	Horizontal	150	2.33	-	34.10	6.32	30.62

802.11a_Nss1,(6Mbps)_4TX

17/01/2020

5785MHz_TX



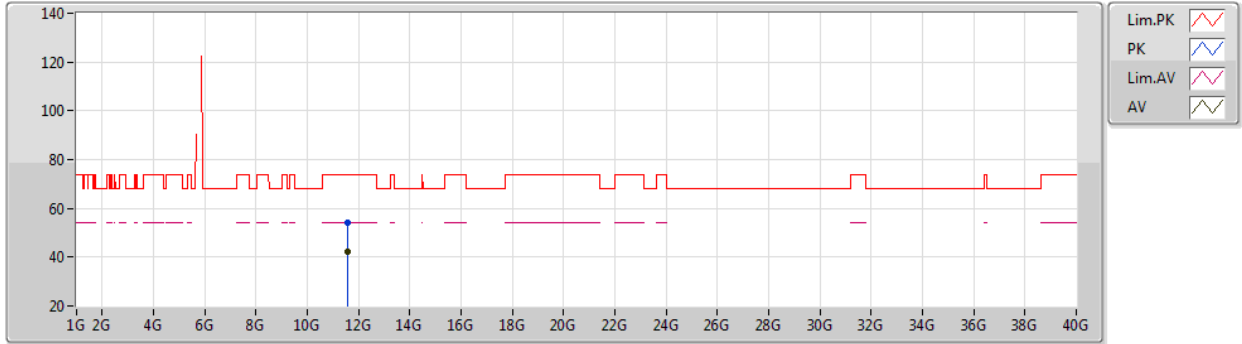
EUT Z_4TX
Setting 25
02-A-C-5

Type	Freq (Hz)	Level (dBuV/m)	Limit (dBuV/m)	Margin (dB)	Raw (dBuV)	Dist (m)	Condition	Azimuth (°)	Height (m)	Comment	AF (dB)	CL (dB)	PA (dB)
PK	11.5782G	55.29	74.00	-18.71	39.18	3	Vertical	192	2.23	-	38.86	8.88	31.63
AV	11.5479G	42.07	54.00	-11.93	25.98	3	Vertical	192	2.23	-	38.84	8.87	31.62

802.11a_Nss1,(6Mbps)_4TX

17/01/2020

5785MHz_TX



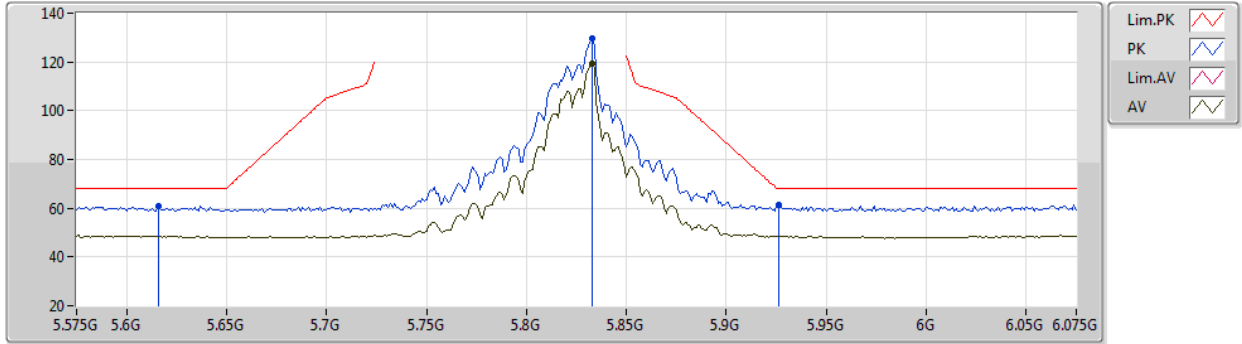
EUT Z_4TX
Setting 25
02-A-C-5

Type	Freq (Hz)	Level (dBuV/m)	Limit (dBuV/m)	Margin (dB)	Raw (dBuV)	Dist (m)	Condition	Azimuth (°)	Height (m)	Comment	AF (dB)	CL (dB)	PA (dB)
PK	11.5886G	54.23	74.00	-19.77	38.11	3	Horizontal	151	2.08	-	38.87	8.88	31.63
AV	11.5578G	42.05	54.00	-11.95	25.95	3	Horizontal	151	2.08	-	38.85	8.87	31.62

802.11a_Nss1,(6Mbps)_4TX

17/01/2020

5825MHz_TX



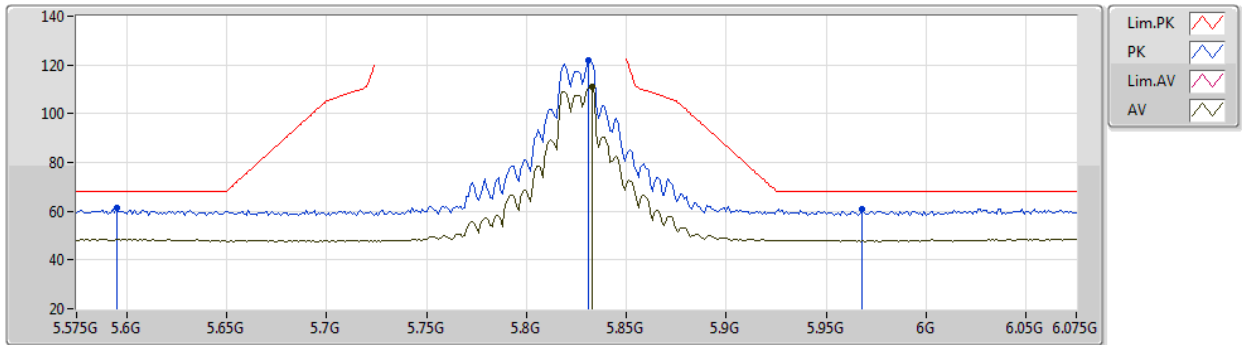
EUT_Z_4TX
Setting 25
02-A-C-5-10

Type	Freq (Hz)	Level (dBuV/m)	Limit (dBuV/m)	Margin (dB)	Raw (dBuV)	Dist (m)	Condition	Azimuth (°)	Height (m)	Comment	AF (dB)	CL (dB)	PA (dB)
PK	5.616G	60.91	68.20	-7.29	51.16	3	Vertical	347	2.45	-	33.97	6.31	30.53
PK	5.833G	129.73	Inf	-Inf	120.07	3	Vertical	347	2.45	-	33.87	6.38	30.59
AV	5.833G	119.20	Inf	-Inf	109.54	3	Vertical	347	2.45	-	33.87	6.38	30.59
PK	5.926G	61.14	68.20	-7.06	51.37	3	Vertical	347	2.45	-	34.05	6.34	30.62

802.11a_Nss1,(6Mbps)_4TX

17/01/2020

5825MHz_TX



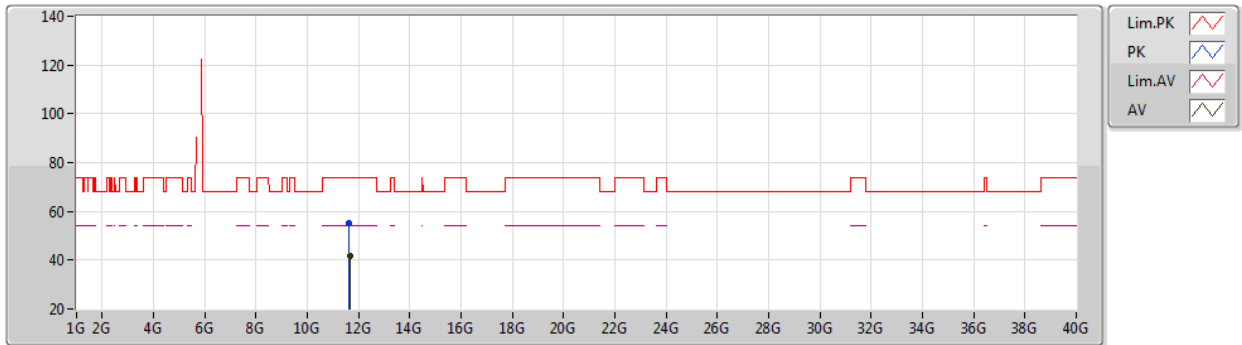
EUT Z_4TX
Setting 25
02-A-C-5-10

Type	Freq (Hz)	Level (dBuV/m)	Limit (dBuV/m)	Margin (dB)	Raw (dBuV)	Dist (m)	Condition	Azimuth (°)	Height (m)	Comment	AF (dB)	CL (dB)	PA (dB)
PK	5.595G	61.45	68.20	-6.75	51.69	3	Horizontal	28	2.41	-	33.99	6.30	30.53
PK	5.831G	121.71	Inf	-Inf	112.06	3	Horizontal	28	2.41	-	33.86	6.38	30.59
AV	5.833G	111.18	Inf	-Inf	101.52	3	Horizontal	28	2.41	-	33.87	6.38	30.59
PK	5.968G	61.05	68.20	-7.15	51.21	3	Horizontal	28	2.41	-	34.14	6.32	30.62

802.11a_Nss1,(6Mbps)_4TX

17/01/2020

5825MHz_TX



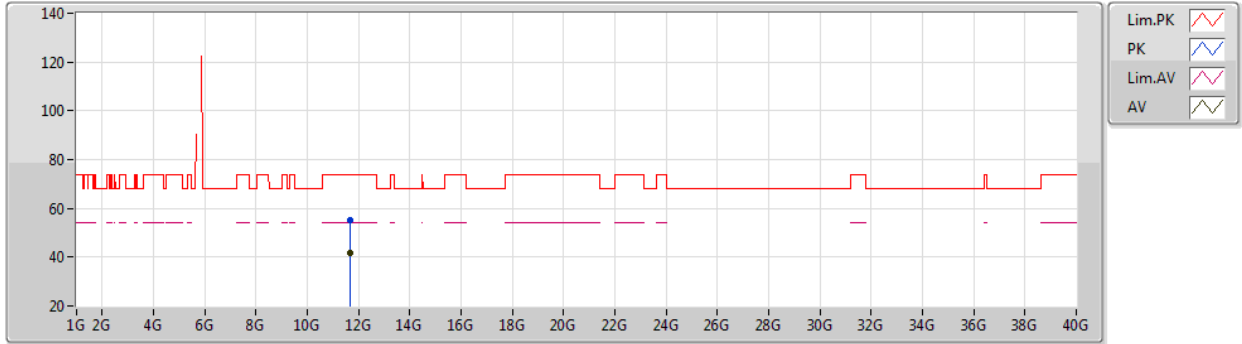
EUT Z_4TX
Setting 25
02-A-C-5

Type	Freq (Hz)	Level (dBuV/m)	Limit (dBuV/m)	Margin (dB)	Raw (dBuV)	Dist (m)	Condition	Azimuth (°)	Height (m)	Comment	AF (dB)	CL (dB)	PA (dB)
PK	11.6326G	54.92	74.00	-19.08	38.77	3	Vertical	218	1.76	-	38.91	8.89	31.65
AV	11.6523G	41.71	54.00	-12.29	25.54	3	Vertical	218	1.76	-	38.92	8.90	31.65

802.11a_Nss1,(6Mbps)_4TX

17/01/2020

5825MHz_TX



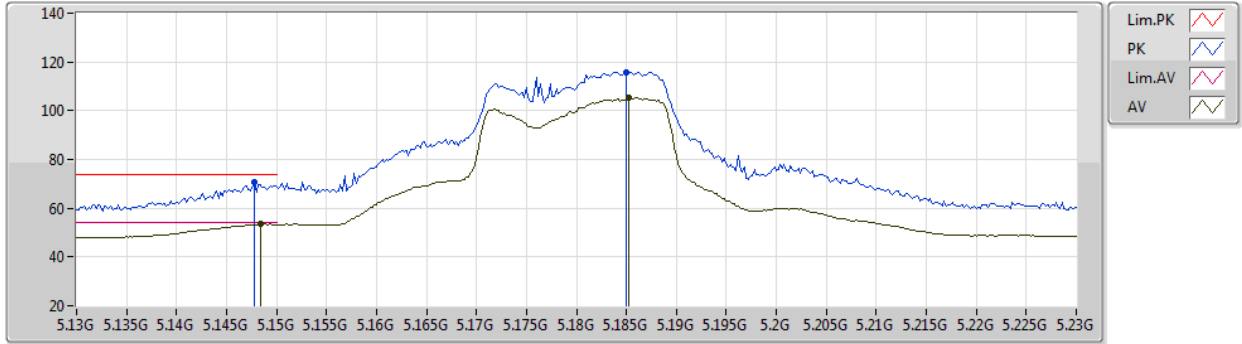
EUT Z_4TX
Setting 25
02-A-C-5

Type	Freq (Hz)	Level (dBuV/m)	Limit (dBuV/m)	Margin (dB)	Raw (dBuV)	Dist (m)	Condition	Azimuth (°)	Height (m)	Comment	AF (dB)	CL (dB)	PA (dB)
PK	11.6486G	55.23	74.00	-18.77	39.06	3	Horizontal	42	2.28	-	38.92	8.90	31.65
AV	11.6553G	41.96	54.00	-12.04	25.79	3	Horizontal	42	2.28	-	38.92	8.90	31.65

802.11ac VHT20_Nss1,(MCS0)_2TX

17/01/2020

5180MHz_TX



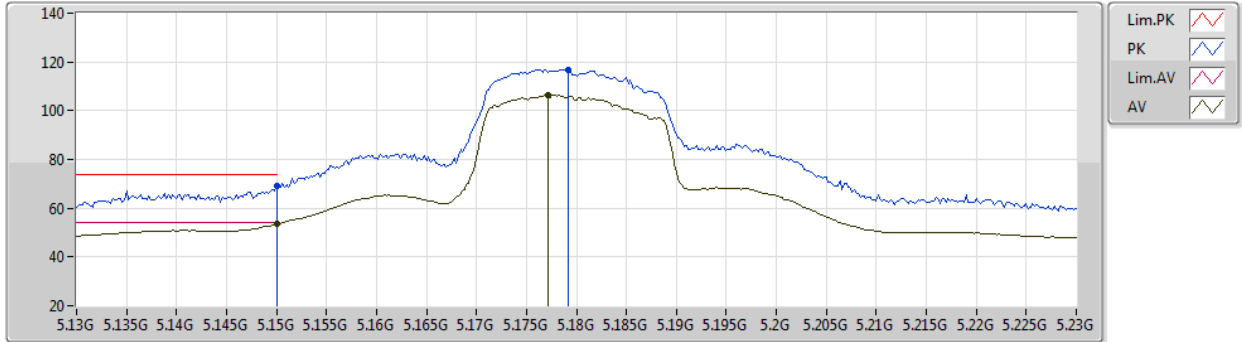
EUT_Z_2TX
Setting 19
02-A-C-5-10

Type	Freq (Hz)	Level (dBuV/m)	Limit (dBuV/m)	Margin (dB)	Raw (dBuV)	Dist (m)	Condition	Azimuth (°)	Height (m)	Comment	AF (dB)	CL (dB)	PA (dB)
PK	5.1478G	70.44	74.00	-3.56	61.30	3	Vertical	10	2.47	-	33.55	5.97	30.38
AV	5.1484G	53.38	54.00	-0.62	44.24	3	Vertical	10	2.47	-	33.55	5.97	30.38
PK	5.185G	115.81	Inf	-Inf	106.63	3	Vertical	10	2.47	-	33.59	5.99	30.40
AV	5.1852G	105.14	Inf	-Inf	95.96	3	Vertical	10	2.47	-	33.59	5.99	30.40

802.11ac VHT20_Nss1,(MCS0)_2TX

17/01/2020

5180MHz_TX



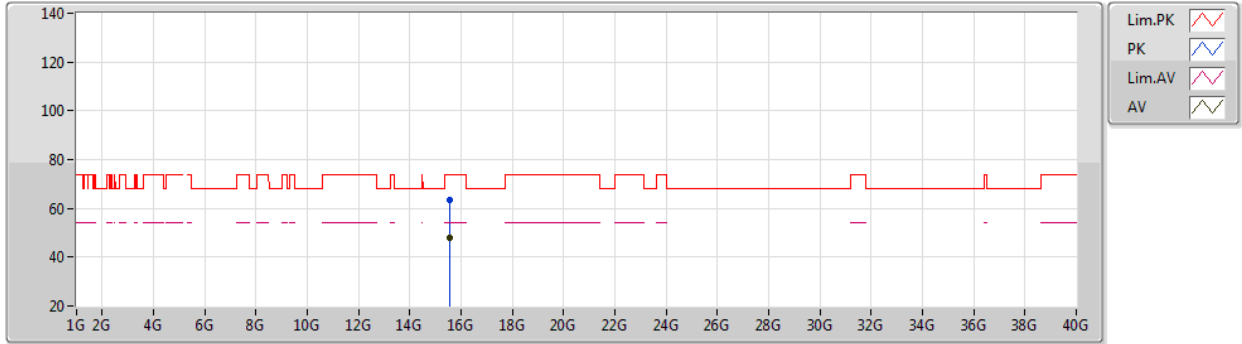
EUT_Z_2TX
Setting 19
02-A-C-5-10

Type	Freq (Hz)	Level (dBuV/m)	Limit (dBuV/m)	Margin (dB)	Raw (dBuV)	Dist (m)	Condition	Azimuth (°)	Height (m)	Comment	AF (dB)	CL (dB)	PA (dB)
PK	5.15G	69.38	74.00	-4.62	60.24	3	Horizontal	261	2.52	-	33.55	5.97	30.38
AV	5.15G	53.52	54.00	-0.48	44.38	3	Horizontal	261	2.52	-	33.55	5.97	30.38
PK	5.1792G	116.86	Inf	-Inf	107.68	3	Horizontal	261	2.52	-	33.58	5.99	30.39
AV	5.1772G	106.34	Inf	-Inf	97.16	3	Horizontal	261	2.52	-	33.58	5.99	30.39

802.11ac VHT20_Nss1,(MCS0)_2TX

17/01/2020

5180MHz_TX



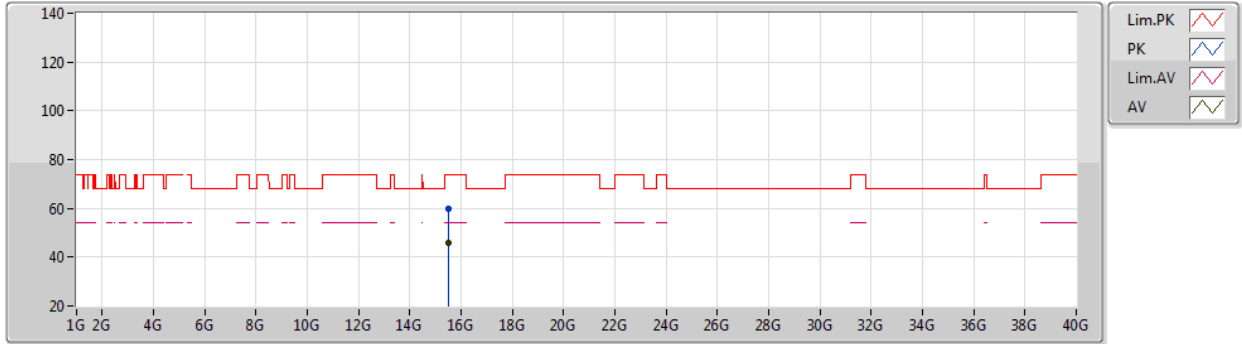
EUT_Z_2TX
Setting 19
02-A-C-5

Type	Freq (Hz)	Level (dBuV/m)	Limit (dBuV/m)	Margin (dB)	Raw (dBuV)	Dist (m)	Condition	Azimuth (°)	Height (m)	Comment	AF (dB)	CL (dB)	PA (dB)
PK	15.5466G	63.40	74.00	-10.60	47.42	3	Vertical	115	1.87	-	38.71	9.25	31.98
AV	15.5436G	48.10	54.00	-5.90	32.11	3	Vertical	115	1.87	-	38.72	9.25	31.98

802.11ac VHT20_Nss1,(MCS0)_2TX

17/01/2020

5180MHz_TX



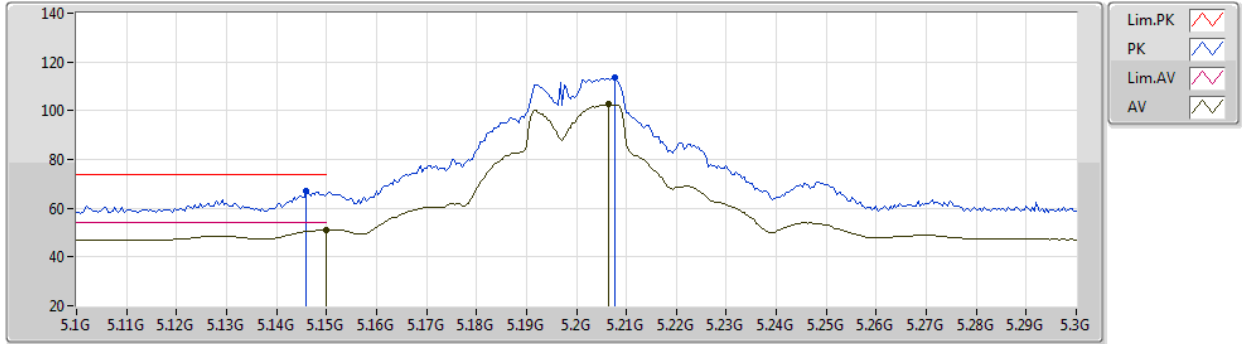
EUT_Z_2TX
Setting 19
02-A-C-5

Type	Freq (Hz)	Level (dBuV/m)	Limit (dBuV/m)	Margin (dB)	Raw (dBuV)	Dist (m)	Condition	Azimuth (°)	Height (m)	Comment	AF (dB)	CL (dB)	PA (dB)
PK	15.5199G	59.76	74.00	-14.24	43.70	3	Horizontal	62	1.77	-	38.79	9.24	31.97
AV	15.5152G	45.66	54.00	-8.34	29.58	3	Horizontal	62	1.77	-	38.81	9.24	31.97

802.11ac VHT20_Nss1,(MCS0)_2TX

17/01/2020

5200MHz_TX



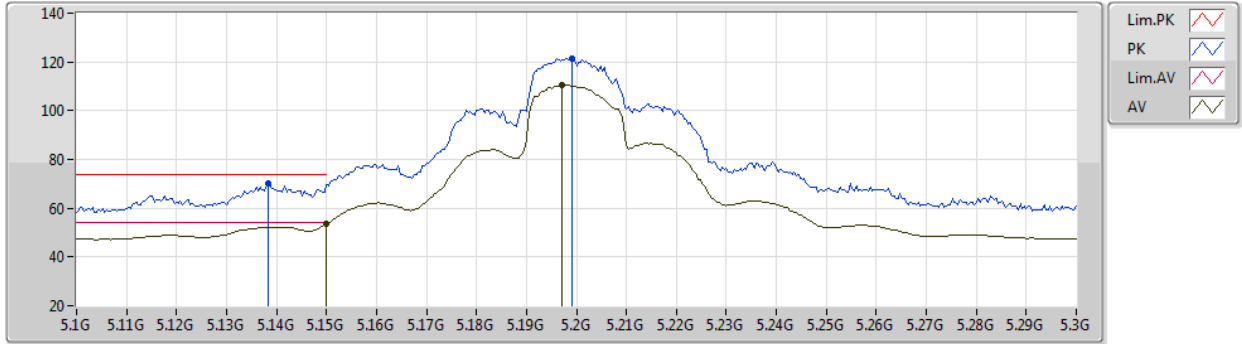
EUT Z_2TX
Setting 24
02-A-C-5-10

Type	Freq (Hz)	Level (dBuV/m)	Limit (dBuV/m)	Margin (dB)	Raw (dBuV)	Dist (m)	Condition	Azimuth (°)	Height (m)	Comment	AF (dB)	CL (dB)	PA (dB)
PK	5.146G	67.00	74.00	-7.00	57.86	3	Vertical	62	1.77	-	33.55	5.97	30.38
AV	5.15G	51.18	54.00	-2.82	42.04	3	Vertical	62	1.77	-	33.55	5.97	30.38
PK	5.2076G	113.84	Inf	-Inf	104.62	3	Vertical	62	1.77	-	33.62	6.00	30.40
AV	5.2064G	102.59	Inf	-Inf	93.38	3	Vertical	62	1.77	-	33.61	6.00	30.40

802.11ac VHT20_Nss1,(MCS0)_2TX

17/01/2020

5200MHz_TX



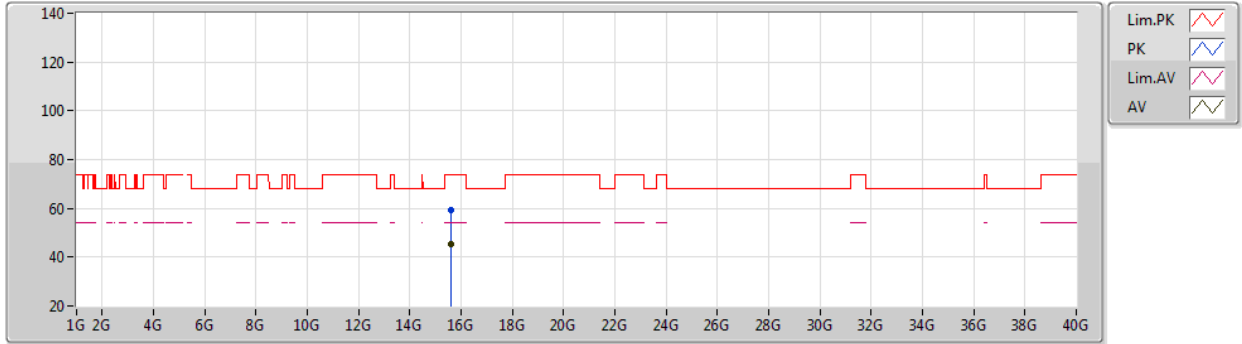
EUT Z_2TX
Setting 24
02-A-C-5-10

Type	Freq (Hz)	Level (dBuV/m)	Limit (dBuV/m)	Margin (dB)	Raw (dBuV)	Dist (m)	Condition	Azimuth (°)	Height (m)	Comment	AF (dB)	CL (dB)	PA (dB)
PK	5.1384G	70.25	74.00	-3.75	61.12	3	Horizontal	259	2.63	-	33.54	5.97	30.38
AV	5.15G	53.64	54.00	-0.36	44.50	3	Horizontal	259	2.63	-	33.55	5.97	30.38
PK	5.1992G	121.55	Inf	-Inf	112.35	3	Horizontal	259	2.63	-	33.60	6.00	30.40
AV	5.1972G	110.74	Inf	-Inf	101.54	3	Horizontal	259	2.63	-	33.60	6.00	30.40

802.11ac VHT20_Nss1,(MCS0)_2TX

17/01/2020

5200MHz_TX



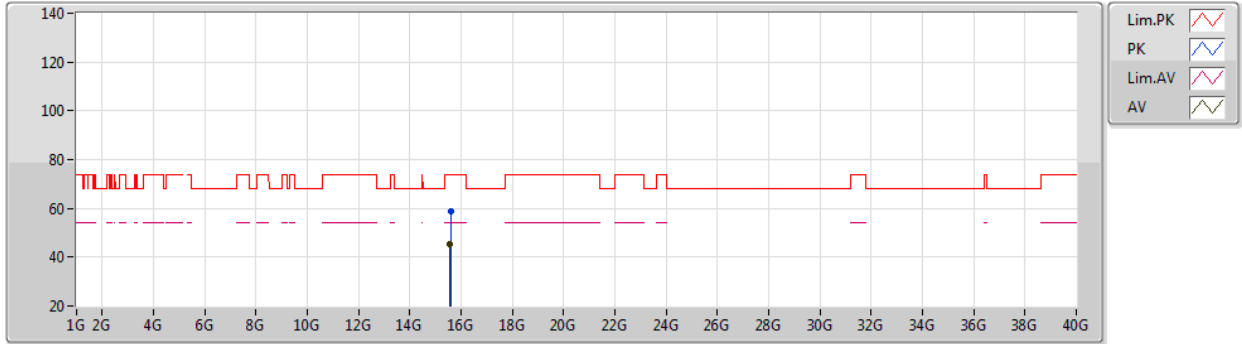
EUT Z_2TX
Setting 24
02-A-C-5

Type	Freq (Hz)	Level (dBuV/m)	Limit (dBuV/m)	Margin (dB)	Raw (dBuV)	Dist (m)	Condition	Azimuth (°)	Height (m)	Comment	AF (dB)	CL (dB)	PA (dB)
PK	15.5991G	59.09	74.00	-14.91	43.25	3	Vertical	19	1.80	-	38.56	9.27	31.99
AV	15.6085G	45.23	54.00	-8.77	29.41	3	Vertical	19	1.80	-	38.54	9.27	31.99

802.11ac VHT20_Nss1,(MCS0)_2TX

17/01/2020

5200MHz_TX



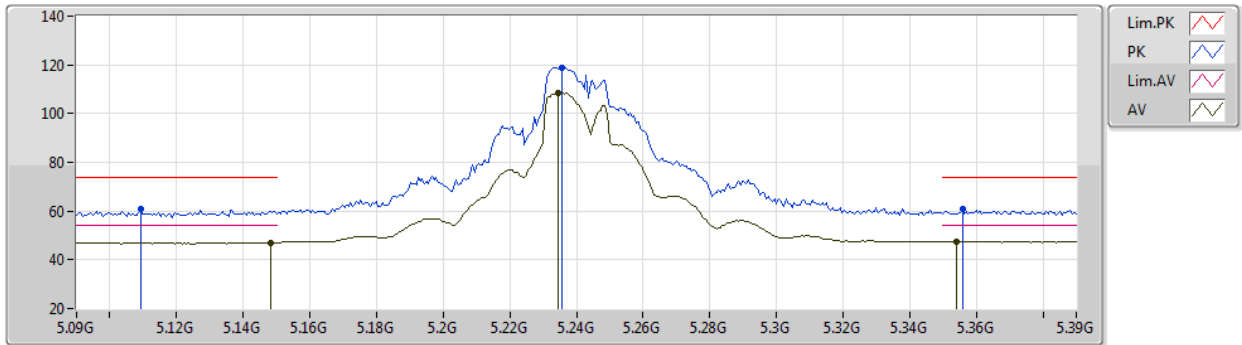
EUT Z_2TX
Setting 24
02-A-C-5

Type	Freq (Hz)	Level (dBuV/m)	Limit (dBuV/m)	Margin (dB)	Raw (dBuV)	Dist (m)	Condition	Azimuth (°)	Height (m)	Comment	AF (dB)	CL (dB)	PA (dB)
PK	15.6198G	58.75	74.00	-15.25	42.98	3	Horizontal	105	2.15	-	38.50	9.27	32.00
AV	15.5776G	45.18	54.00	-8.82	29.29	3	Horizontal	105	2.15	-	38.62	9.26	31.99

802.11ac VHT20_Nss1,(MCS0)_2TX

17/01/2020

5240MHz_TX



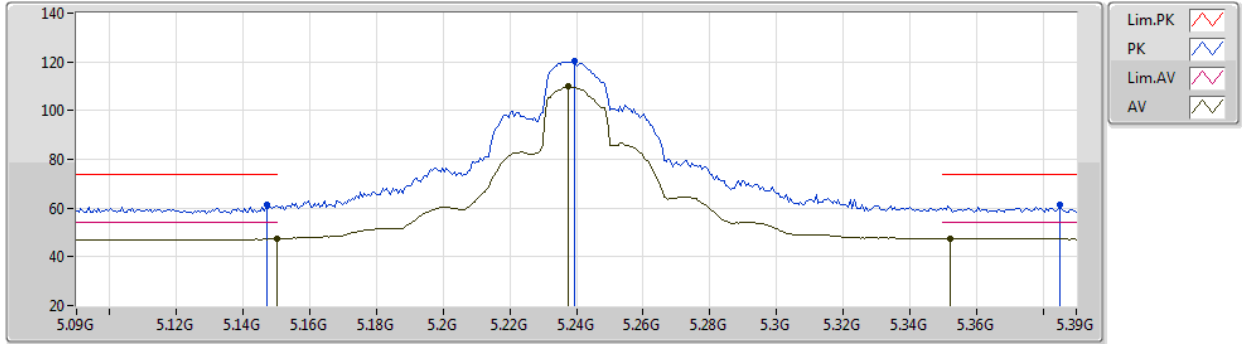
EUT Z_2TX
Setting 25
02-A-C-5-10

Type	Freq (Hz)	Level (dBuV/m)	Limit (dBuV/m)	Margin (dB)	Raw (dBuV)	Dist (m)	Condition	Azimuth (°)	Height (m)	Comment	AF (dB)	CL (dB)	PA (dB)
PK	5.1092G	61.04	74.00	-12.96	51.95	3	Vertical	322	1.06	-	33.51	5.95	30.37
AV	5.1482G	47.01	54.00	-6.99	37.87	3	Vertical	322	1.06	-	33.55	5.97	30.38
PK	5.2358G	118.90	Inf	-Inf	109.62	3	Vertical	322	1.06	-	33.67	6.02	30.41
AV	5.2346G	108.56	Inf	-Inf	99.28	3	Vertical	322	1.06	-	33.67	6.02	30.41
PK	5.3558G	60.87	74.00	-13.13	51.39	3	Vertical	322	1.06	-	33.86	6.08	30.46
AV	5.354G	47.42	54.00	-6.58	37.95	3	Vertical	322	1.06	-	33.85	6.08	30.46

802.11ac VHT20_Nss1,(MCS0)_2TX

17/01/2020

5240MHz_TX



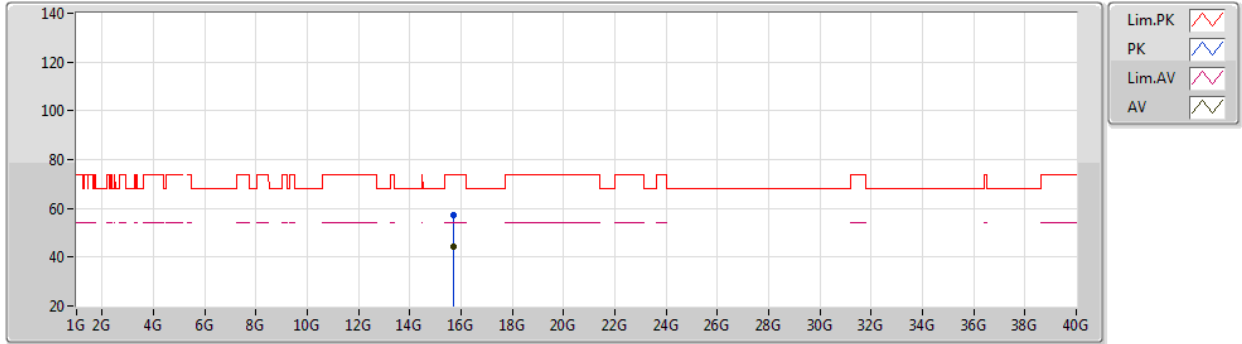
EUT Z_2TX
Setting 25
02-A-C-5-10

Type	Freq (Hz)	Level (dBuV/m)	Limit (dBuV/m)	Margin (dB)	Raw (dBuV)	Dist (m)	Condition	Azimuth (°)	Height (m)	Comment	AF (dB)	CL (dB)	PA (dB)
PK	5.147G	61.53	74.00	-12.47	52.39	3	Horizontal	262	2.71	-	33.55	5.97	30.38
AV	5.15G	47.29	54.00	-6.71	38.15	3	Horizontal	262	2.71	-	33.55	5.97	30.38
PK	5.2394G	120.56	Inf	-Inf	111.28	3	Horizontal	262	2.71	-	33.68	6.02	30.42
AV	5.2376G	109.89	Inf	-Inf	100.61	3	Horizontal	262	2.71	-	33.68	6.02	30.42
PK	5.3852G	61.48	74.00	-12.52	51.97	3	Horizontal	262	2.71	-	33.89	6.09	30.47
AV	5.3522G	47.44	54.00	-6.56	37.97	3	Horizontal	262	2.71	-	33.85	6.08	30.46

802.11ac VHT20_Nss1,(MCS0)_2TX

17/01/2020

5240MHz_TX



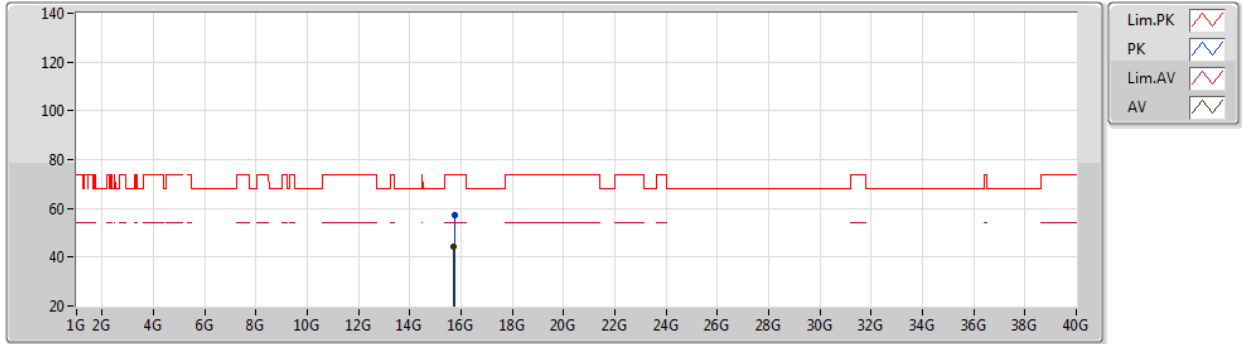
EUT Z_2TX
Setting 25
02-A-C-5

Type	Freq (Hz)	Level (dBuV/m)	Limit (dBuV/m)	Margin (dB)	Raw (dBuV)	Dist (m)	Condition	Azimuth (°)	Height (m)	Comment	AF (dB)	CL (dB)	PA (dB)
PK	15.7004G	57.27	74.00	-16.73	41.71	3	Vertical	180	2.71	-	38.27	9.30	32.01
AV	15.6979G	44.08	54.00	-9.92	28.51	3	Vertical	180	2.71	-	38.28	9.30	32.01

802.11ac VHT20_Nss1,(MCS0)_2TX

17/01/2020

5240MHz_TX



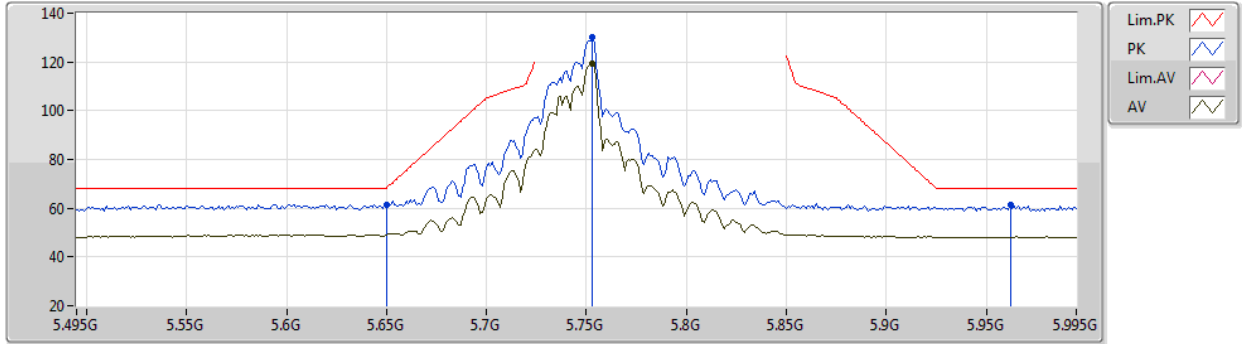
EUT Z_2TX
Setting 25
02-A-C-5

Type	Freq (Hz)	Level (dBuV/m)	Limit (dBuV/m)	Margin (dB)	Raw (dBuV)	Dist (m)	Condition	Azimuth (°)	Height (m)	Comment	AF (dB)	CL (dB)	PA (dB)
PK	15.737G	57.16	74.00	-16.84	41.71	3	Horizontal	92	2.04	-	38.16	9.31	32.02
AV	15.6964G	44.11	54.00	-9.89	28.54	3	Horizontal	92	2.04	-	38.28	9.30	32.01

802.11ac VHT20_Nss1,(MCS0)_4TX

17/01/2020

5745MHz_TX



EUT Z_4TX
Setting 25
02-A-K-3-10

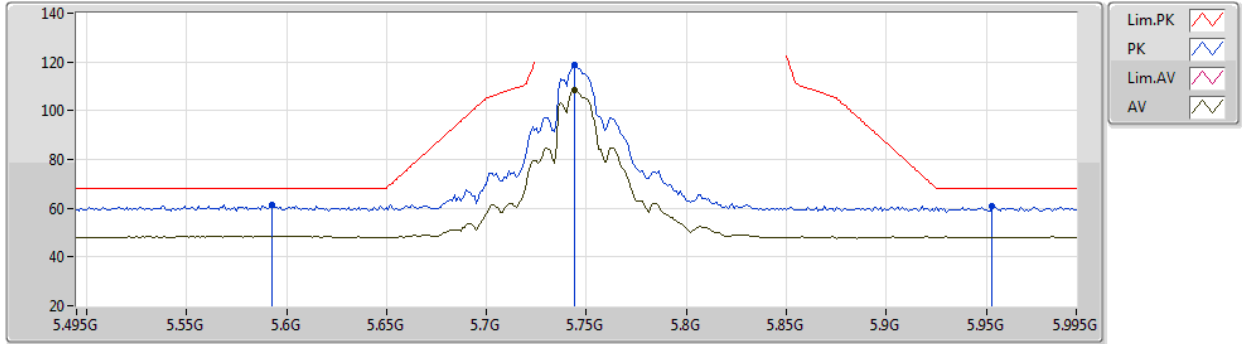
Type	Freq (Hz)	Level (dBuV/m)	Limit (dBuV/m)	Margin (dB)	Raw (dBuV)	Dist (m)	Condition	Azimuth (°)	Height (m)	Comment	AF (dB)	CL (dB)	PA (dB)
PK	5.65G	61.52	68.20	-6.68	51.85	3	Vertical	351	2.62	-	33.90	6.32	30.55
PK	5.753G	130.13	Inf	-Inf	120.52	3	Vertical	351	2.62	-	33.80	6.38	30.57
AV	5.753G	119.36	Inf	-Inf	109.75	3	Vertical	351	2.62	-	33.80	6.38	30.57
PK	5.962G	61.53	68.20	-6.67	51.71	3	Vertical	351	2.62	-	34.12	6.32	30.62



802.11ac VHT20_Nss1,(MCS0)_4TX

17/01/2020

5745MHz_TX



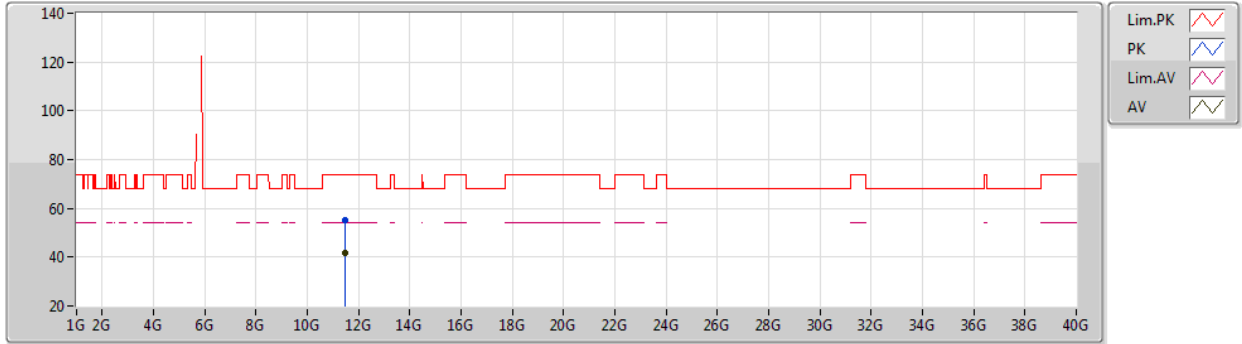
EUT Z_4TX
Setting 25
02-A-K-3-10

Type	Freq (Hz)	Level (dBuV/m)	Limit (dBuV/m)	Margin (dB)	Raw (dBuV)	Dist (m)	Condition	Azimuth (°)	Height (m)	Comment	AF (dB)	CL (dB)	PA (dB)
PK	5.593G	61.34	68.20	-6.86	51.59	3	Horizontal	150	2.26	-	33.99	6.29	30.53
PK	5.744G	118.71	Inf	-Inf	109.11	3	Horizontal	150	2.26	-	33.80	6.37	30.57
AV	5.744G	108.61	Inf	-Inf	99.01	3	Horizontal	150	2.26	-	33.80	6.37	30.57
PK	5.953G	60.68	68.20	-7.52	50.87	3	Horizontal	150	2.26	-	34.11	6.32	30.62

802.11ac VHT20_Nss1,(MCS0)_4TX

17/01/2020

5745MHz_TX



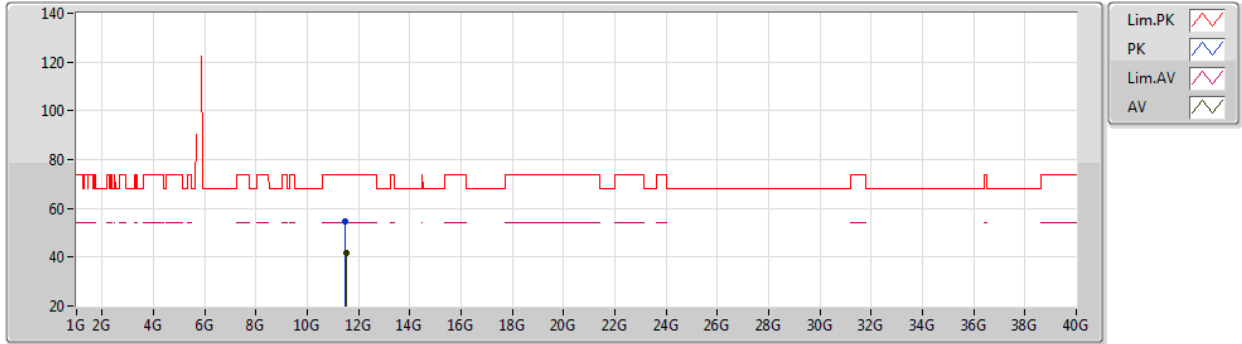
EUT Z_4TX
Setting 25
02-A-K-3

Type	Freq (Hz)	Level (dBuV/m)	Limit (dBuV/m)	Margin (dB)	Raw (dBuV)	Dist (m)	Condition	Azimuth (°)	Height (m)	Comment	AF (dB)	CL (dB)	PA (dB)
PK	11.492G	55.42	74.00	-18.58	39.38	3	Vertical	262	2.92	-	38.79	8.85	31.60
AV	11.492G	41.74	54.00	-12.26	25.70	3	Vertical	262	2.92	-	38.79	8.85	31.60

802.11ac VHT20_Nss1,(MCS0)_4TX

17/01/2020

5745MHz_TX



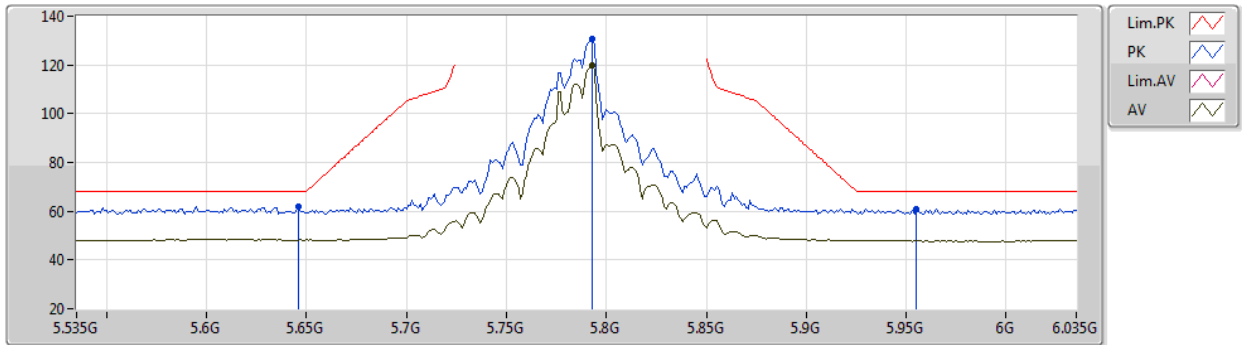
EUT_Z_4TX
Setting 25
02-A-K-3

Type	Freq (Hz)	Level (dBuV/m)	Limit (dBuV/m)	Margin (dB)	Raw (dBuV)	Dist (m)	Condition	Azimuth (°)	Height (m)	Comment	AF (dB)	CL (dB)	PA (dB)
PK	11.4901G	54.81	74.00	-19.19	38.77	3	Horizontal	40	2.74	-	38.79	8.85	31.60
AV	11.5062G	41.82	54.00	-12.18	25.77	3	Horizontal	40	2.74	-	38.80	8.86	31.61

802.11ac VHT20_Nss1,(MCS0)_4TX

17/01/2020

5785MHz_TX



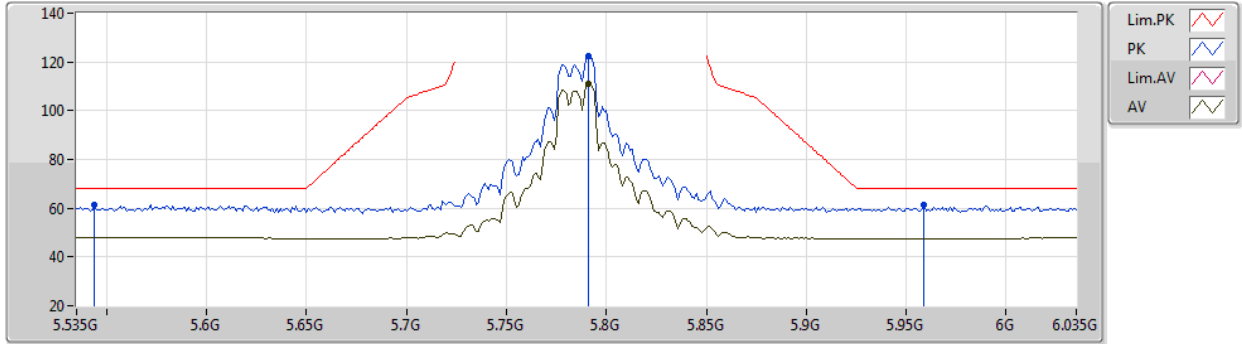
EUT_Z_4TX
Setting 25
02-A-K-3-10

Type	Freq (Hz)	Level (dBuV/m)	Limit (dBuV/m)	Margin (dB)	Raw (dBuV)	Dist (m)	Condition	Azimuth (°)	Height (m)	Comment	AF (dB)	CL (dB)	PA (dB)
PK	5.646G	62.03	68.20	-6.17	52.34	3	Vertical	345	2.58	-	33.91	6.32	30.54
PK	5.793G	130.73	Inf	-Inf	121.11	3	Vertical	345	2.58	-	33.80	6.40	30.58
AV	5.793G	119.66	Inf	-Inf	110.04	3	Vertical	345	2.58	-	33.80	6.40	30.58
PK	5.955G	61.12	68.20	-7.08	51.31	3	Vertical	345	2.58	-	34.11	6.32	30.62

802.11ac VHT20_Nss1,(MCS0)_4TX

17/01/2020

5785MHz_TX



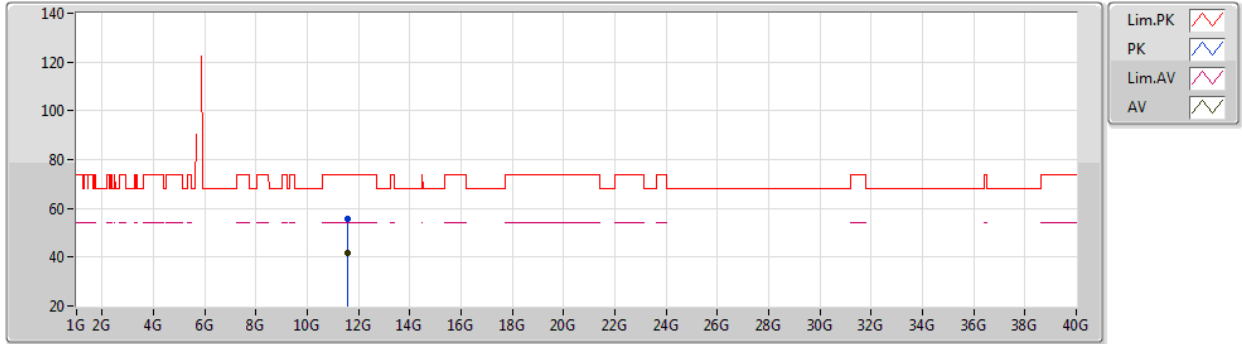
EUT Z_4TX
Setting 25
02-A-K-3-10

Type	Freq (Hz)	Level (dBuV/m)	Limit (dBuV/m)	Margin (dB)	Raw (dBuV)	Dist (m)	Condition	Azimuth (°)	Height (m)	Comment	AF (dB)	CL (dB)	PA (dB)
PK	5.544G	61.46	68.20	-6.74	51.79	3	Horizontal	29	2.32	-	33.94	6.25	30.52
PK	5.791G	122.56	Inf	-Inf	112.94	3	Horizontal	29	2.32	-	33.80	6.40	30.58
AV	5.791G	111.03	Inf	-Inf	101.41	3	Horizontal	29	2.32	-	33.80	6.40	30.58
PK	5.959G	61.55	68.20	-6.65	51.73	3	Horizontal	29	2.32	-	34.12	6.32	30.62

802.11ac VHT20_Nss1,(MCS0)_4TX

17/01/2020

5785MHz_TX



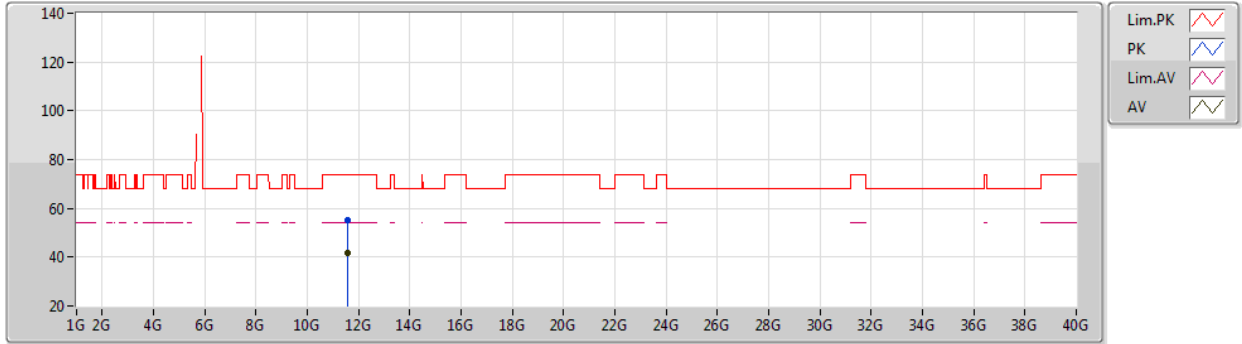
EUT Z_4TX
Setting 25
02-A-K-3

Type	Freq (Hz)	Level (dBuV/m)	Limit (dBuV/m)	Margin (dB)	Raw (dBuV)	Dist (m)	Condition	Azimuth (°)	Height (m)	Comment	AF (dB)	CL (dB)	PA (dB)
PK	11.5797G	55.84	74.00	-18.16	39.73	3	Vertical	52	1.00	-	38.86	8.88	31.63
AV	11.5705G	41.82	54.00	-12.18	25.71	3	Vertical	52	1.00	-	38.86	8.88	31.63

802.11ac VHT20_Nss1,(MCS0)_4TX

17/01/2020

5785MHz_TX



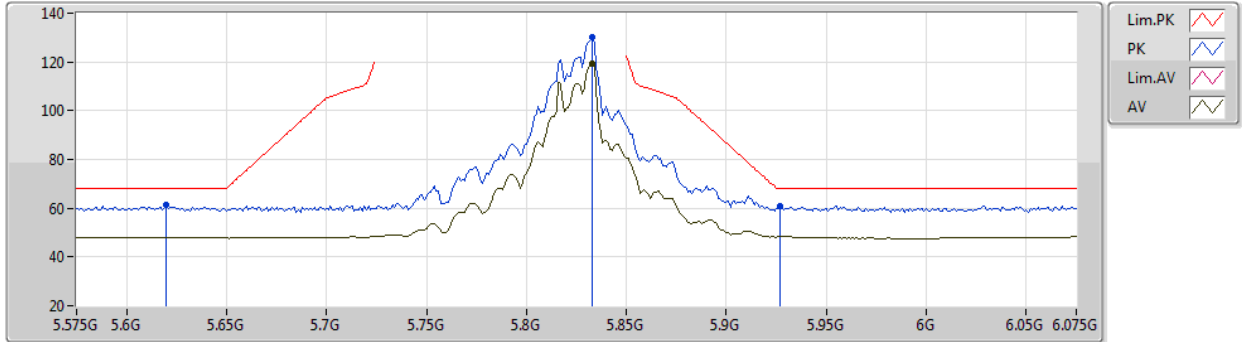
EUT Z_4TX
Setting 25
02-A-K-3

Type	Freq (Hz)	Level (dBuV/m)	Limit (dBuV/m)	Margin (dB)	Raw (dBuV)	Dist (m)	Condition	Azimuth (°)	Height (m)	Comment	AF (dB)	CL (dB)	PA (dB)
PK	11.5863G	55.22	74.00	-18.78	39.10	3	Horizontal	149	2.06	-	38.87	8.88	31.63
AV	11.5933G	41.70	54.00	-12.30	25.58	3	Horizontal	149	2.06	-	38.87	8.88	31.63

802.11ac VHT20_Nss1,(MCS0)_4TX

17/01/2020

5825MHz_TX



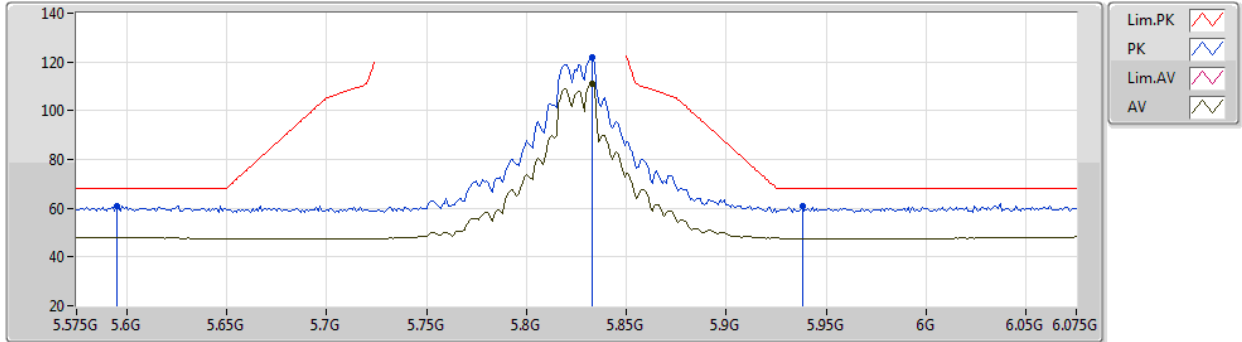
EUT_Z_4TX
Setting 25
02-A-K-3-10

Type	Freq (Hz)	Level (dBuV/m)	Limit (dBuV/m)	Margin (dB)	Raw (dBuV)	Dist (m)	Condition	Azimuth (°)	Height (m)	Comment	AF (dB)	CL (dB)	PA (dB)
PK	5.62G	61.39	68.20	-6.81	51.66	3	Vertical	341	2.45	-	33.96	6.31	30.54
PK	5.833G	130.32	Inf	-Inf	120.66	3	Vertical	341	2.45	-	33.87	6.38	30.59
AV	5.833G	119.34	Inf	-Inf	109.68	3	Vertical	341	2.45	-	33.87	6.38	30.59
PK	5.927G	60.93	68.20	-7.27	51.16	3	Vertical	341	2.45	-	34.05	6.34	30.62

802.11ac VHT20_Nss1,(MCS0)_4TX

17/01/2020

5825MHz_TX



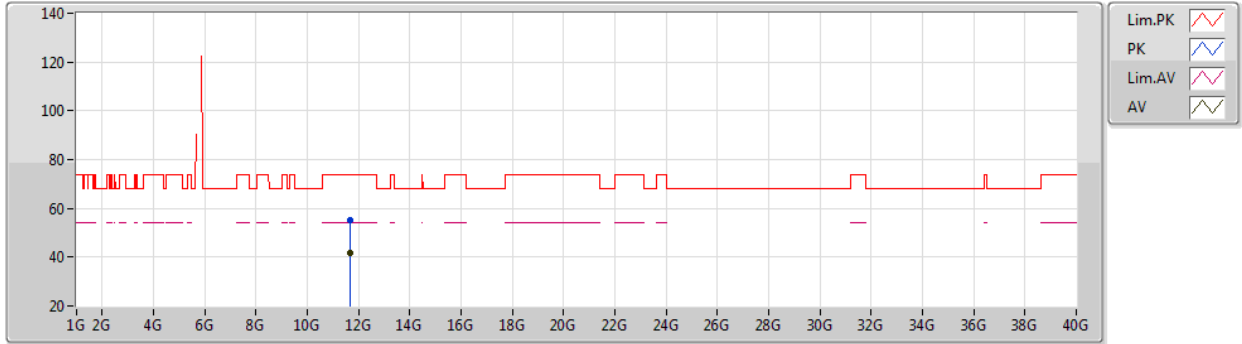
EUT Z_4TX
Setting 25
02-A-K-3-10

Type	Freq (Hz)	Level (dBuV/m)	Limit (dBuV/m)	Margin (dB)	Raw (dBuV)	Dist (m)	Condition	Azimuth (°)	Height (m)	Comment	AF (dB)	CL (dB)	PA (dB)
PK	5.595G	61.05	68.20	-7.15	51.29	3	Horizontal	32	2.62	-	33.99	6.30	30.53
PK	5.833G	121.65	Inf	-Inf	111.99	3	Horizontal	32	2.62	-	33.87	6.38	30.59
AV	5.833G	111.04	Inf	-Inf	101.38	3	Horizontal	32	2.62	-	33.87	6.38	30.59
PK	5.938G	60.92	68.20	-7.28	51.13	3	Horizontal	32	2.62	-	34.08	6.33	30.62

802.11ac VHT20_Nss1,(MCS0)_4TX

17/01/2020

5825MHz_TX



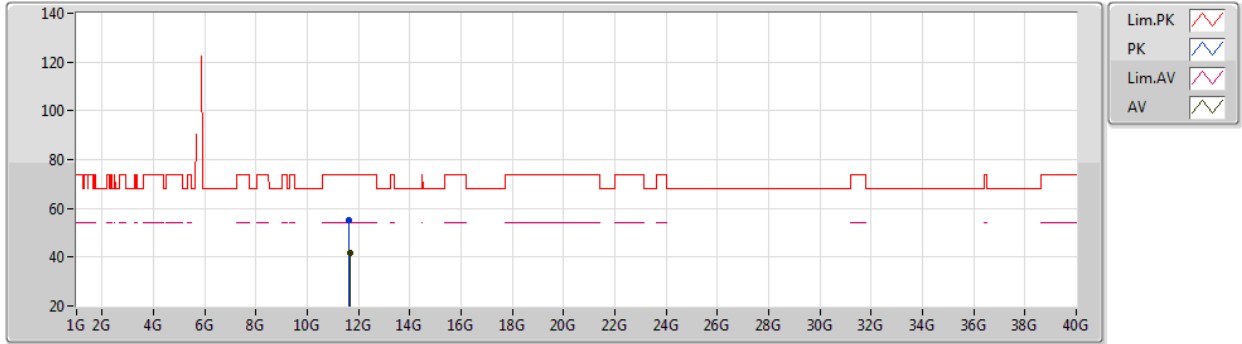
EUT Z_4TX
Setting 25
02-A-K-3

Type	Freq (Hz)	Level (dBuV/m)	Limit (dBuV/m)	Margin (dB)	Raw (dBuV)	Dist (m)	Condition	Azimuth (°)	Height (m)	Comment	AF (dB)	CL (dB)	PA (dB)
PK	11.6549G	55.43	74.00	-18.57	39.26	3	Vertical	168	2.25	-	38.92	8.90	31.65
AV	11.6525G	41.70	54.00	-12.30	25.53	3	Vertical	168	2.25	-	38.92	8.90	31.65

802.11ac VHT20_Nss1,(MCS0)_4TX

17/01/2020

5825MHz_TX



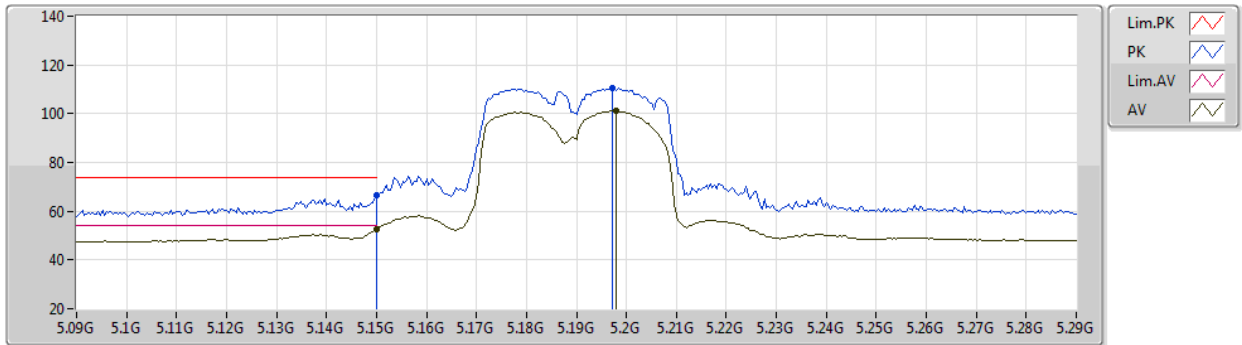
EUT Z_4TX
Setting 25
02-A-K-3

Type	Freq (Hz)	Level (dBuV/m)	Limit (dBuV/m)	Margin (dB)	Raw (dBuV)	Dist (m)	Condition	Azimuth (°)	Height (m)	Comment	AF (dB)	CL (dB)	PA (dB)
PK	11.6297G	55.12	74.00	-18.88	38.98	3	Horizontal	176	2.07	-	38.90	8.89	31.65
AV	11.6499G	41.62	54.00	-12.38	25.45	3	Horizontal	176	2.07	-	38.92	8.90	31.65

802.11ac VHT40_Nss1,(MCS0)_2TX

17/01/2020

5190MHz_TX



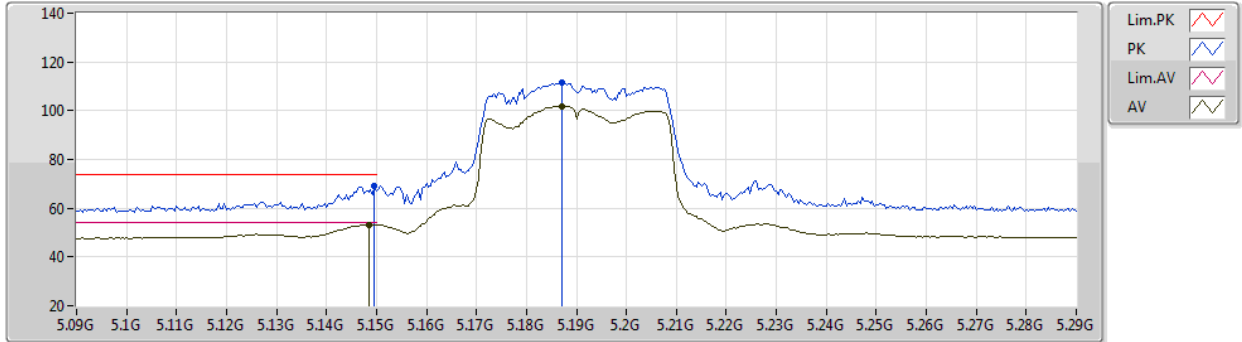
EUT_Z_2TX
Setting 17
02-A-C-5-10

Type	Freq (Hz)	Level (dBuV/m)	Limit (dBuV/m)	Margin (dB)	Raw (dBuV)	Dist (m)	Condition	Azimuth (°)	Height (m)	Comment	AF (dB)	CL (dB)	PA (dB)
PK	5.15G	66.79	74.00	-7.21	57.65	3	Vertical	10	3.00	-	33.55	5.97	30.38
AV	5.15G	52.48	54.00	-1.52	43.34	3	Vertical	10	3.00	-	33.55	5.97	30.38
PK	5.1972G	110.68	Inf	-Inf	101.48	3	Vertical	10	3.00	-	33.60	6.00	30.40
AV	5.198G	101.11	Inf	-Inf	91.91	3	Vertical	10	3.00	-	33.60	6.00	30.40

802.11ac VHT40_Nss1,(MCS0)_2TX

17/01/2020

5190MHz_TX



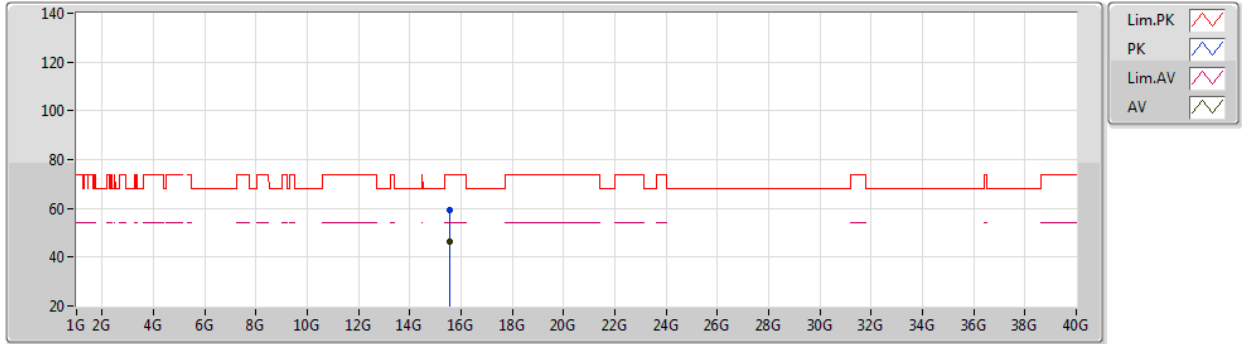
EUT Z_2TX
Setting 17
02-A-C-5-10

Type	Freq (Hz)	Level (dBuV/m)	Limit (dBuV/m)	Margin (dB)	Raw (dBuV)	Dist (m)	Condition	Azimuth (°)	Height (m)	Comment	AF (dB)	CL (dB)	PA (dB)
PK	5.1496G	69.01	74.00	-4.99	59.87	3	Horizontal	265	2.63	-	33.55	5.97	30.38
AV	5.1484G	53.27	54.00	-0.73	44.13	3	Horizontal	265	2.63	-	33.55	5.97	30.38
PK	5.1872G	111.50	Inf	-Inf	102.32	3	Horizontal	265	2.63	-	33.59	5.99	30.40
AV	5.1872G	101.94	Inf	-Inf	92.76	3	Horizontal	265	2.63	-	33.59	5.99	30.40

802.11ac VHT40_Nss1,(MCS0)_2TX

17/01/2020

5190MHz_TX



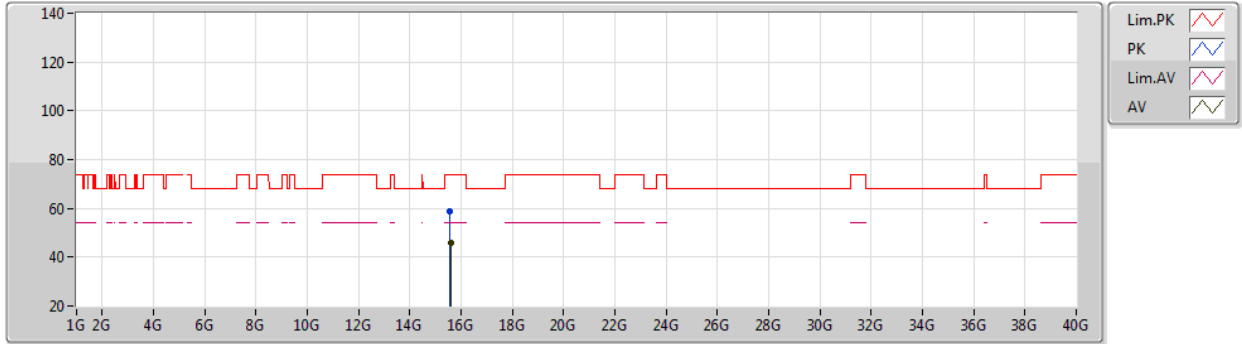
EUT_Z_2TX
Setting 17
02-A-C-5

Type	Freq (Hz)	Level (dBuV/m)	Limit (dBuV/m)	Margin (dB)	Raw (dBuV)	Dist (m)	Condition	Azimuth (°)	Height (m)	Comment	AF (dB)	CL (dB)	PA (dB)
PK	15.5583G	59.34	74.00	-14.66	43.39	3	Vertical	0	2.67	-	38.68	9.25	31.98
AV	15.5702G	46.28	54.00	-7.72	30.36	3	Vertical	0	2.67	-	38.65	9.26	31.99

802.11ac VHT40_Nss1,(MCS0)_2TX

17/01/2020

5190MHz_TX



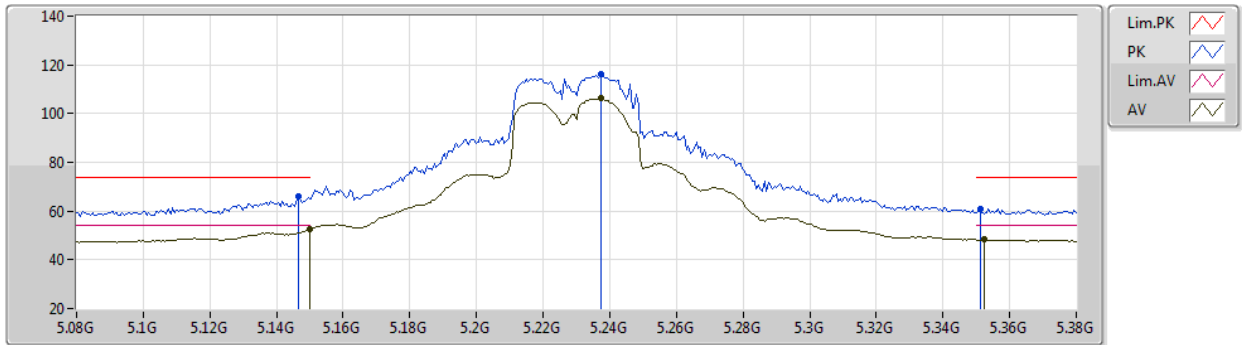
EUT_Z_2TX
Setting 17
02-A-C-5

Type	Freq (Hz)	Level (dBuV/m)	Limit (dBuV/m)	Margin (dB)	Raw (dBuV)	Dist (m)	Condition	Azimuth (°)	Height (m)	Comment	AF (dB)	CL (dB)	PA (dB)
PK	15.5736G	58.70	74.00	-15.30	42.79	3	Horizontal	358	2.16	-	38.64	9.26	31.99
AV	15.5908G	46.10	54.00	-7.90	30.24	3	Horizontal	358	2.16	-	38.59	9.26	31.99

802.11ac VHT40_Nss1,(MCS0)_2TX

17/01/2020

5230MHz_TX



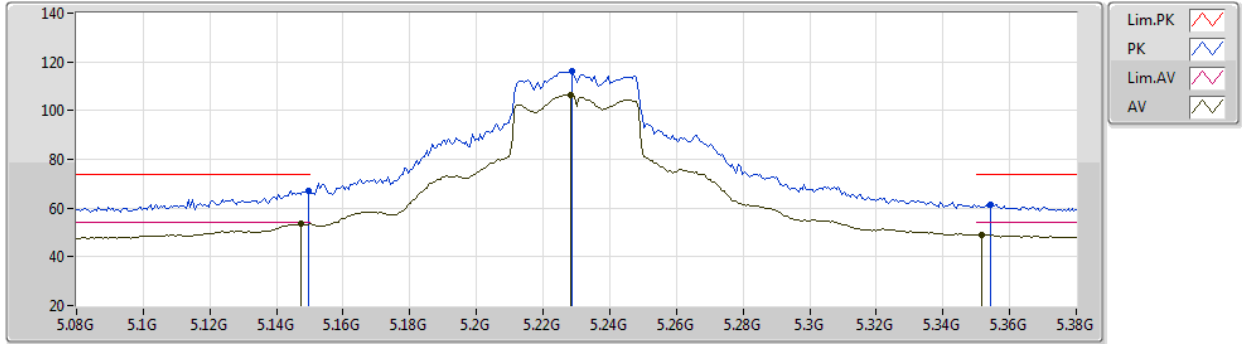
EUT Z_2TX
Setting 22
02-A-C-5-10

Type	Freq (Hz)	Level (dBuV/m)	Limit (dBuV/m)	Margin (dB)	Raw (dBuV)	Dist (m)	Condition	Azimuth (°)	Height (m)	Comment	AF (dB)	CL (dB)	PA (dB)
PK	5.1466G	66.01	74.00	-7.99	56.87	3	Vertical	12	2.52	-	33.55	5.97	30.38
AV	5.15G	52.75	54.00	-1.25	43.61	3	Vertical	12	2.52	-	33.55	5.97	30.38
PK	5.2372G	115.98	Inf	-Inf	106.70	3	Vertical	12	2.52	-	33.67	6.02	30.41
AV	5.2372G	106.24	Inf	-Inf	96.96	3	Vertical	12	2.52	-	33.67	6.02	30.41
PK	5.3512G	60.82	74.00	-13.18	51.35	3	Vertical	12	2.52	-	33.85	6.08	30.46
AV	5.3524G	48.33	54.00	-5.67	38.86	3	Vertical	12	2.52	-	33.85	6.08	30.46

802.11ac VHT40_Nss1,(MCS0)_2TX

17/01/2020

5230MHz_TX



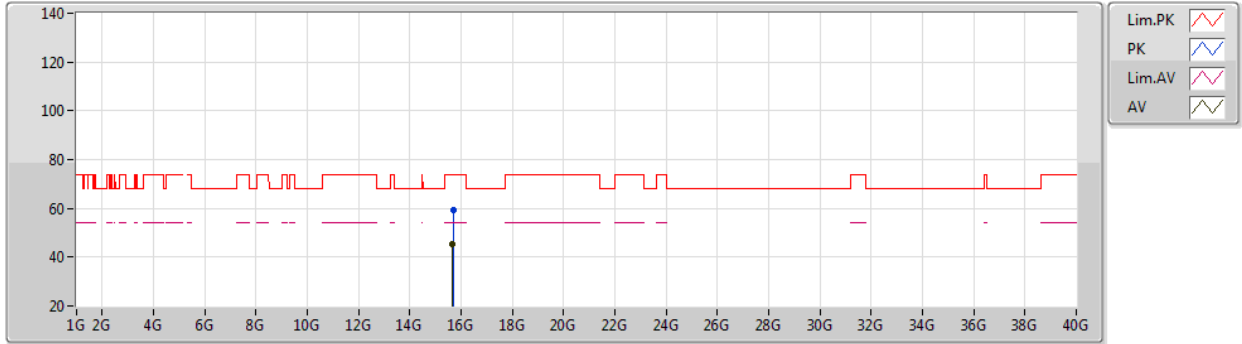
EUT Z_2TX
Setting 22
02-A-C-5-10

Type	Freq (Hz)	Level (dBuV/m)	Limit (dBuV/m)	Margin (dB)	Raw (dBuV)	Dist (m)	Condition	Azimuth (°)	Height (m)	Comment	AF (dB)	CL (dB)	PA (dB)
PK	5.1496G	66.89	74.00	-7.11	57.75	3	Horizontal	262	2.72	-	33.55	5.97	30.38
AV	5.1472G	53.55	54.00	-0.45	44.41	3	Horizontal	262	2.72	-	33.55	5.97	30.38
PK	5.2288G	116.08	Inf	-Inf	106.82	3	Horizontal	262	2.72	-	33.66	6.01	30.41
AV	5.2282G	106.63	Inf	-Inf	97.37	3	Horizontal	262	2.72	-	33.66	6.01	30.41
PK	5.3542G	61.33	74.00	-12.67	51.86	3	Horizontal	262	2.72	-	33.85	6.08	30.46
AV	5.3518G	48.99	54.00	-5.01	39.52	3	Horizontal	262	2.72	-	33.85	6.08	30.46

802.11ac VHT40_Nss1,(MCS0)_2TX

17/01/2020

5230MHz_TX



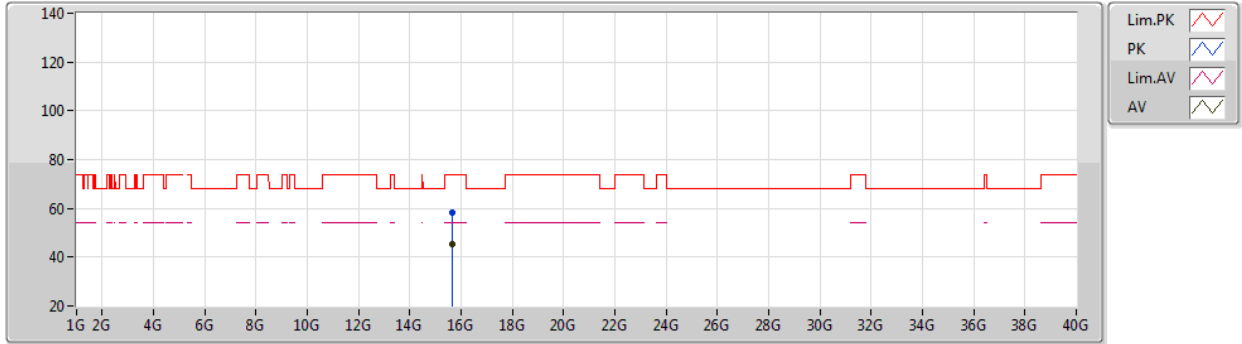
EUT_Z_2TX
Setting 22
02-A-C-5

Type	Freq (Hz)	Level (dBuV/m)	Limit (dBuV/m)	Margin (dB)	Raw (dBuV)	Dist (m)	Condition	Azimuth (°)	Height (m)	Comment	AF (dB)	CL (dB)	PA (dB)
PK	15.6851G	59.25	74.00	-14.75	43.65	3	Vertical	351	1.70	-	38.31	9.30	32.01
AV	15.6732G	45.55	54.00	-8.45	29.92	3	Vertical	351	1.70	-	38.35	9.29	32.01

802.11ac VHT40_Nss1,(MCS0)_2TX

17/01/2020

5230MHz_TX



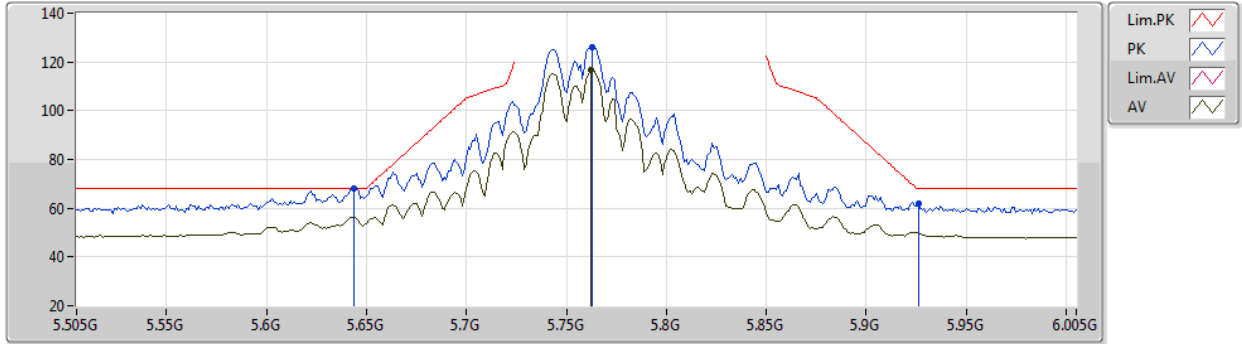
EUT Z_2TX
Setting 22
02-A-C-5

Type	Freq (Hz)	Level (dBuV/m)	Limit (dBuV/m)	Margin (dB)	Raw (dBuV)	Dist (m)	Condition	Azimuth (°)	Height (m)	Comment	AF (dB)	CL (dB)	PA (dB)
PK	15.6682G	58.05	74.00	-15.95	42.41	3	Horizontal	322	1.67	-	38.36	9.29	32.01
AV	15.6668G	45.34	54.00	-8.66	29.69	3	Horizontal	322	1.67	-	38.37	9.29	32.01

802.11ac VHT40_Nss1,(MCS0)_4TX

17/01/2020

5755MHz_TX



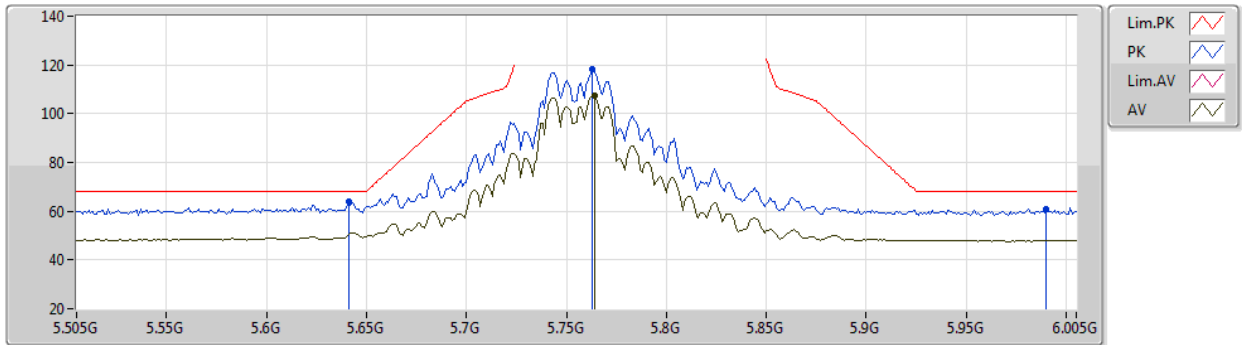
EUT Z_4TX
Setting 25
02-A-K-3-10

Type	Freq (Hz)	Level (dBuV/m)	Limit (dBuV/m)	Margin (dB)	Raw (dBuV)	Dist (m)	Condition	Azimuth (°)	Height (m)	Comment	AF (dB)	CL (dB)	PA (dB)
PK	5.644G	68.09	68.20	-0.11	58.40	3	Vertical	344	2.49	-	33.91	6.32	30.54
PK	5.763G	126.20	Inf	-Inf	116.59	3	Vertical	344	2.49	-	33.80	6.38	30.57
AV	5.762G	116.63	Inf	-Inf	107.02	3	Vertical	344	2.49	-	33.80	6.38	30.57
PK	5.926G	61.97	68.20	-6.23	52.20	3	Vertical	344	2.49	-	34.05	6.34	30.62

802.11ac VHT40_Nss1,(MCS0)_4TX

17/01/2020

5755MHz_TX



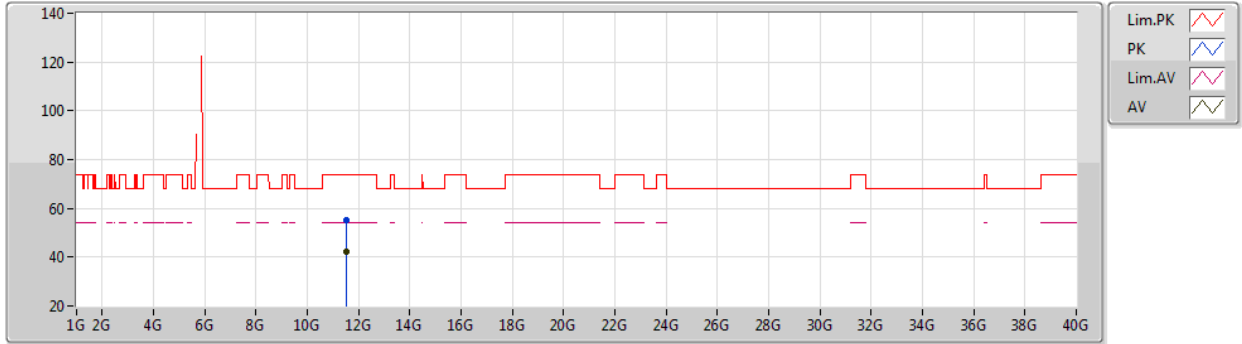
EUT Z_4TX
Setting 25
02-A-K-3-10

Type	Freq (Hz)	Level (dBuV/m)	Limit (dBuV/m)	Margin (dB)	Raw (dBuV)	Dist (m)	Condition	Azimuth (°)	Height (m)	Comment	AF (dB)	CL (dB)	PA (dB)
PK	5.641G	63.79	68.20	-4.41	54.09	3	Horizontal	41	2.35	-	33.92	6.32	30.54
PK	5.763G	118.23	Inf	-Inf	108.62	3	Horizontal	41	2.35	-	33.80	6.38	30.57
AV	5.764G	107.48	Inf	-Inf	97.87	3	Horizontal	41	2.35	-	33.80	6.38	30.57
PK	5.99G	60.94	68.20	-7.26	51.09	3	Horizontal	41	2.35	-	34.18	6.30	30.63

802.11ac VHT40_Nss1,(MCS0)_4TX

17/01/2020

5755MHz_TX



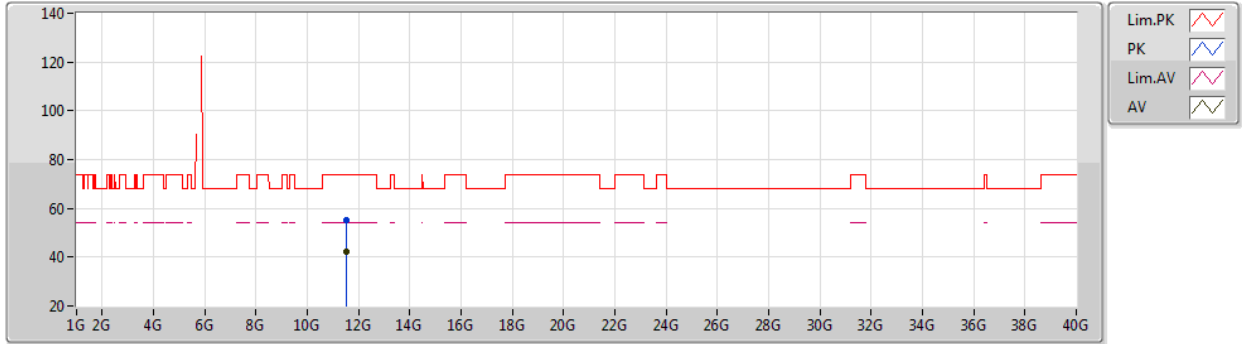
EUT Z_4TX
Setting 25
02-A-K-3

Type	Freq (Hz)	Level (dBuV/m)	Limit (dBuV/m)	Margin (dB)	Raw (dBuV)	Dist (m)	Condition	Azimuth (°)	Height (m)	Comment	AF (dB)	CL (dB)	PA (dB)
PK	11.52458G	55.43	74.00	-18.57	39.36	3	Vertical	179	2.30	-	38.82	8.86	31.61
AV	11.5205G	42.36	54.00	-11.64	26.29	3	Vertical	179	2.30	-	38.82	8.86	31.61

802.11ac VHT40_Nss1,(MCS0)_4TX

17/01/2020

5755MHz_TX



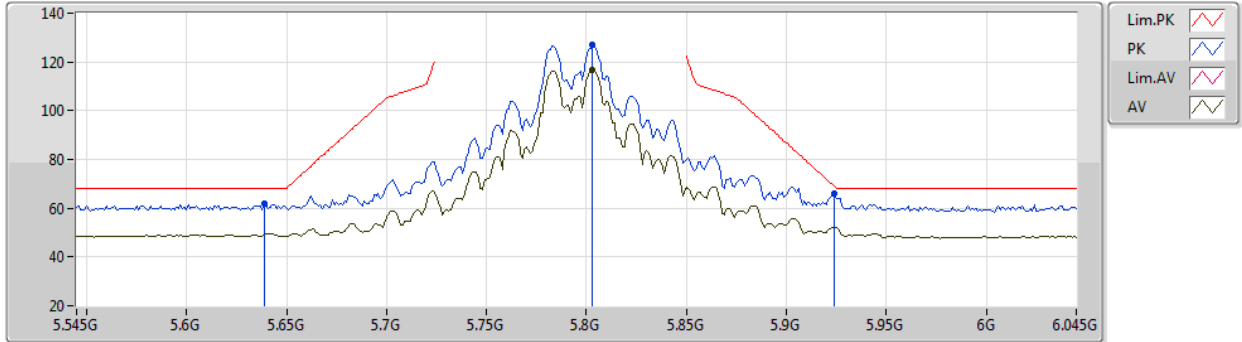
EUT Z_4TX
Setting 25
02-A-K-3

Type	Freq (Hz)	Level (dBuV/m)	Limit (dBuV/m)	Margin (dB)	Raw (dBuV)	Dist (m)	Condition	Azimuth (°)	Height (m)	Comment	AF (dB)	CL (dB)	PA (dB)
PK	11.51532G	55.42	74.00	-18.58	39.36	3	Horizontal	104	1.08	-	38.81	8.86	31.61
AV	11.5094G	42.31	54.00	-11.69	26.25	3	Horizontal	104	1.08	-	38.81	8.86	31.61

802.11ac VHT40_Nss1,(MCS0)_4TX

17/01/2020

5795MHz_TX



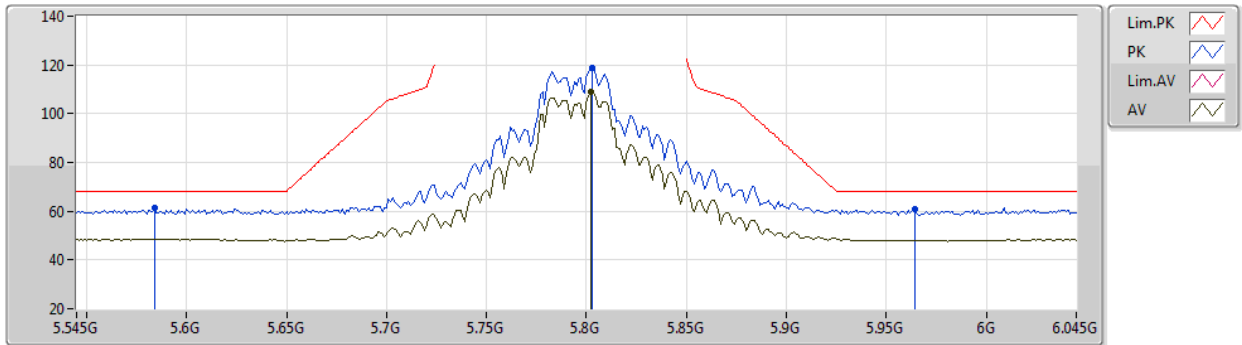
EUT Z_4TX
Setting 25
02-A-K-3-10

Type	Freq (Hz)	Level (dBuV/m)	Limit (dBuV/m)	Margin (dB)	Raw (dBuV)	Dist (m)	Condition	Azimuth (°)	Height (m)	Comment	AF (dB)	CL (dB)	PA (dB)
PK	5.639G	61.68	68.20	-6.52	51.98	3	Vertical	348	2.48	-	33.92	6.32	30.54
PK	5.803G	127.32	Inf	-Inf	117.69	3	Vertical	348	2.48	-	33.81	6.40	30.58
AV	5.803G	116.93	Inf	-Inf	107.30	3	Vertical	348	2.48	-	33.81	6.40	30.58
PK	5.924G	66.07	68.94	-2.87	56.29	3	Vertical	348	2.48	-	34.05	6.34	30.61

802.11ac VHT40_Nss1,(MCS0)_4TX

17/01/2020

5795MHz_TX



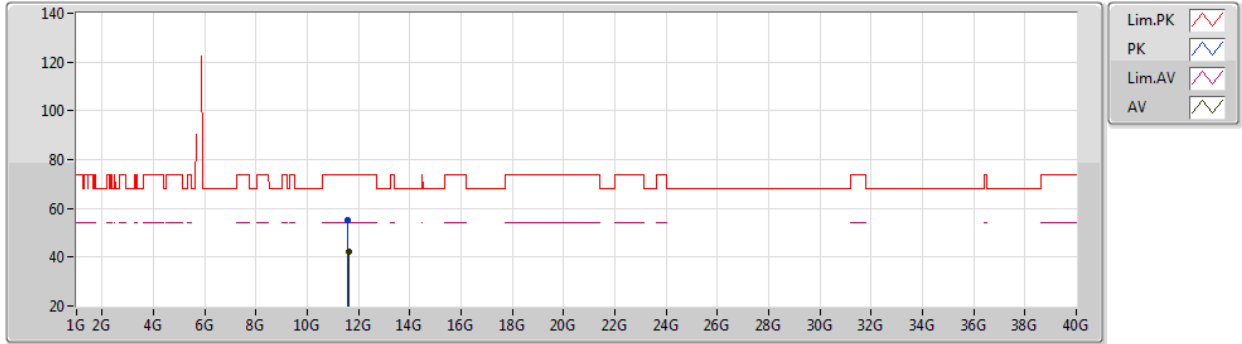
EUT Z_4TX
Setting 25
02-A-K-3-10

Type	Freq (Hz)	Level (dBuV/m)	Limit (dBuV/m)	Margin (dB)	Raw (dBuV)	Dist (m)	Condition	Azimuth (°)	Height (m)	Comment	AF (dB)	CL (dB)	PA (dB)
PK	5.584G	61.15	68.20	-7.05	51.41	3	Horizontal	31	2.62	-	33.98	6.29	30.53
PK	5.803G	119.01	Inf	-Inf	109.38	3	Horizontal	31	2.62	-	33.81	6.40	30.58
AV	5.802G	108.72	Inf	-Inf	99.10	3	Horizontal	31	2.62	-	33.80	6.40	30.58
PK	5.964G	60.64	68.20	-7.56	50.81	3	Horizontal	31	2.62	-	34.13	6.32	30.62

802.11ac VHT40_Nss1,(MCS0)_4TX

17/01/2020

5795MHz_TX



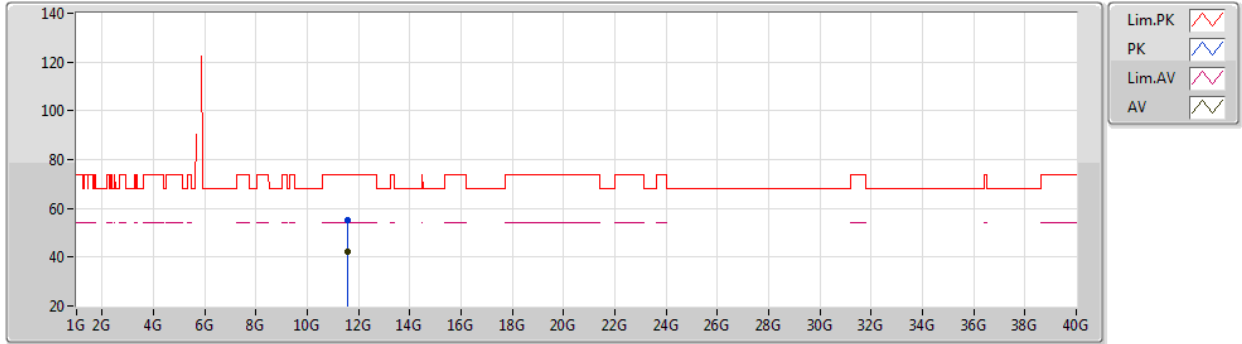
EUT_Z_4TX
Setting 25
02-A-K-3

Type	Freq (Hz)	Level (dBuV/m)	Limit (dBuV/m)	Margin (dB)	Raw (dBuV)	Dist (m)	Condition	Azimuth (°)	Height (m)	Comment	AF (dB)	CL (dB)	PA (dB)
PK	11.5978G	55.00	74.00	-19.00	38.88	3	Vertical	87	1.74	-	38.88	8.88	31.64
AV	11.6081G	42.38	54.00	-11.62	26.24	3	Vertical	87	1.74	-	38.89	8.89	31.64

802.11ac VHT40_Nss1,(MCS0)_4TX

17/01/2020

5795MHz_TX



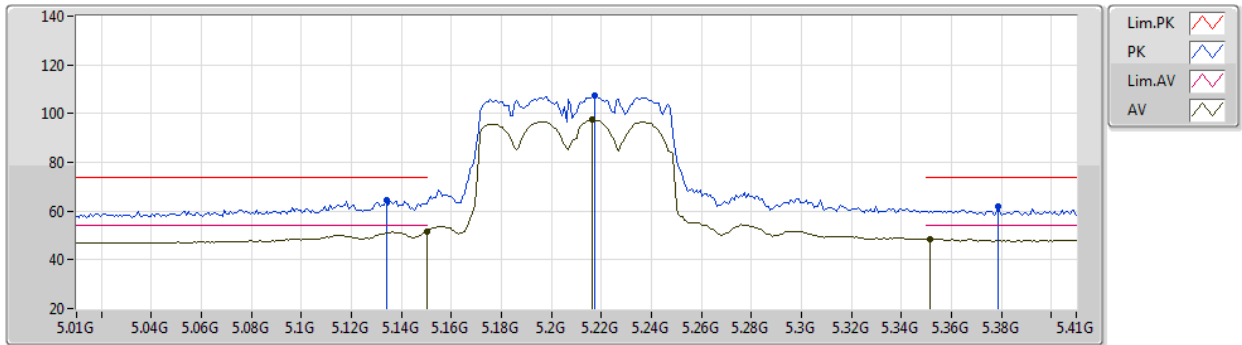
EUT Z_4TX
Setting 25
02-A-K-3

Type	Freq (Hz)	Level (dBuV/m)	Limit (dBuV/m)	Margin (dB)	Raw (dBuV)	Dist (m)	Condition	Azimuth (°)	Height (m)	Comment	AF (dB)	CL (dB)	PA (dB)
PK	11.5974G	55.29	74.00	-18.71	39.17	3	Horizontal	300	2.53	-	38.88	8.88	31.64
AV	11.5935G	42.18	54.00	-11.82	26.06	3	Horizontal	300	2.53	-	38.87	8.88	31.63

802.11ac VHT80_Nss1,(MCS0)_2TX

17/01/2020

5210MHz_TX



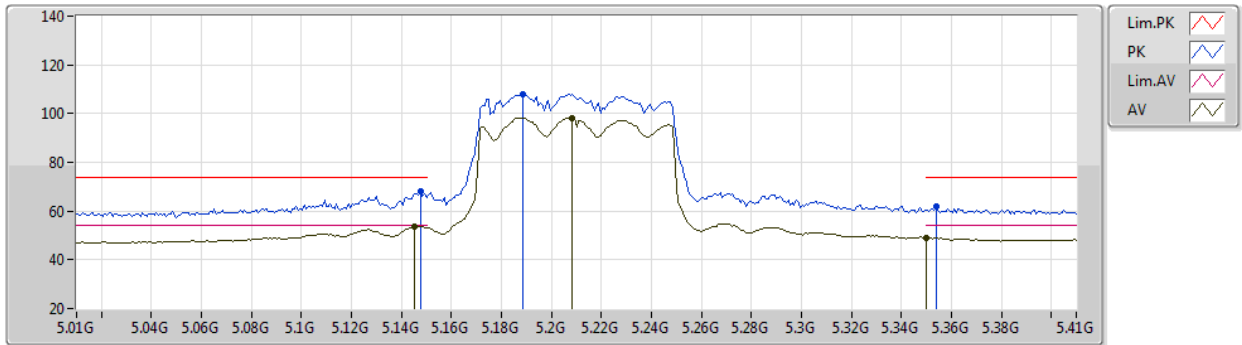
EUT_Z_2TX
Setting 17
02-A-C-5-10

Type	Freq (Hz)	Level (dBuV/m)	Limit (dBuV/m)	Margin (dB)	Raw (dBuV)	Dist (m)	Condition	Azimuth (°)	Height (m)	Comment	AF (dB)	CL (dB)	PA (dB)
PK	5.134G	64.35	74.00	-9.65	55.23	3	Vertical	13	2.57	-	33.53	5.97	30.38
AV	5.15G	51.51	54.00	-2.49	42.37	3	Vertical	13	2.57	-	33.55	5.97	30.38
PK	5.2172G	107.31	Inf	-Inf	98.08	3	Vertical	13	2.57	-	33.63	6.01	30.41
AV	5.2164G	97.55	Inf	-Inf	88.32	3	Vertical	13	2.57	-	33.63	6.01	30.41
PK	5.3788G	61.65	74.00	-12.35	52.14	3	Vertical	13	2.57	-	33.88	6.09	30.46
AV	5.3516G	48.40	54.00	-5.60	38.93	3	Vertical	13	2.57	-	33.85	6.08	30.46

802.11ac VHT80_Nss1,(MCS0)_2TX

17/01/2020

5210MHz_TX



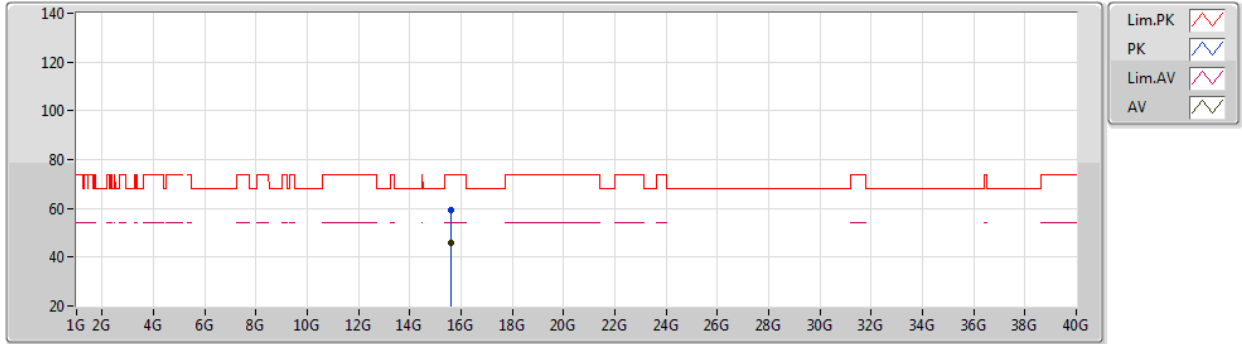
EUT_Z_2TX
Setting 17
02-A-C-5-10

Type	Freq (Hz)	Level (dBuV/m)	Limit (dBuV/m)	Margin (dB)	Raw (dBuV)	Dist (m)	Condition	Azimuth (°)	Height (m)	Comment	AF (dB)	CL (dB)	PA (dB)
PK	5.1476G	68.07	74.00	-5.93	58.93	3	Horizontal	262	2.62	-	33.55	5.97	30.38
AV	5.1452G	53.77	54.00	-0.23	44.63	3	Horizontal	262	2.62	-	33.55	5.97	30.38
PK	5.1884G	108.15	Inf	-Inf	98.97	3	Horizontal	262	2.62	-	33.59	5.99	30.40
AV	5.2084G	98.23	Inf	-Inf	89.01	3	Horizontal	262	2.62	-	33.62	6.00	30.40
PK	5.354G	61.82	74.00	-12.18	52.35	3	Horizontal	262	2.62	-	33.85	6.08	30.46
AV	5.35G	49.22	54.00	-4.78	39.75	3	Horizontal	262	2.62	-	33.85	6.07	30.45

802.11ac VHT80_Nss1,(MCS0)_2TX

17/01/2020

5210MHz_TX



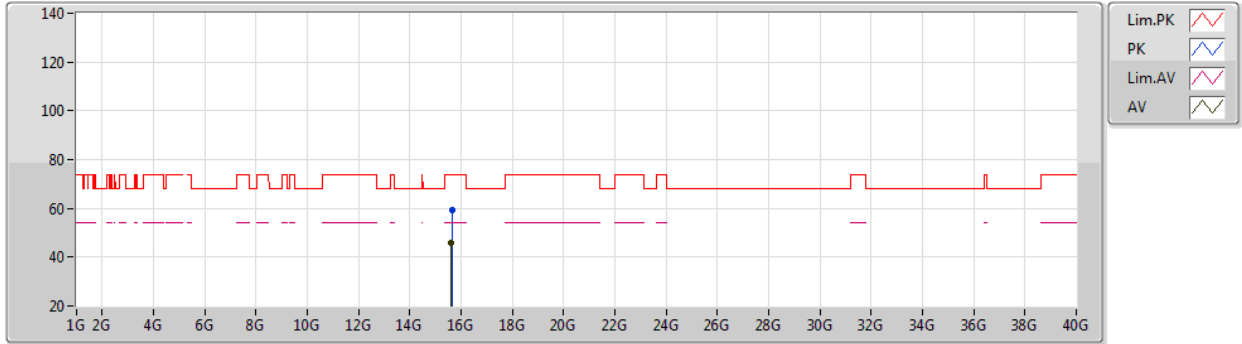
EUT_Z_2TX
Setting 17
02-A-C-5

Type	Freq (Hz)	Level (dBuV/m)	Limit (dBuV/m)	Margin (dB)	Raw (dBuV)	Dist (m)	Condition	Azimuth (°)	Height (m)	Comment	AF (dB)	CL (dB)	PA (dB)
PK	15.6216G	59.35	74.00	-14.65	43.57	3	Vertical	263	1.80	-	38.50	9.28	32.00
AV	15.614G	45.88	54.00	-8.12	30.09	3	Vertical	263	1.80	-	38.52	9.27	32.00

802.11ac VHT80_Nss1,(MCS0)_2TX

17/01/2020

5210MHz_TX



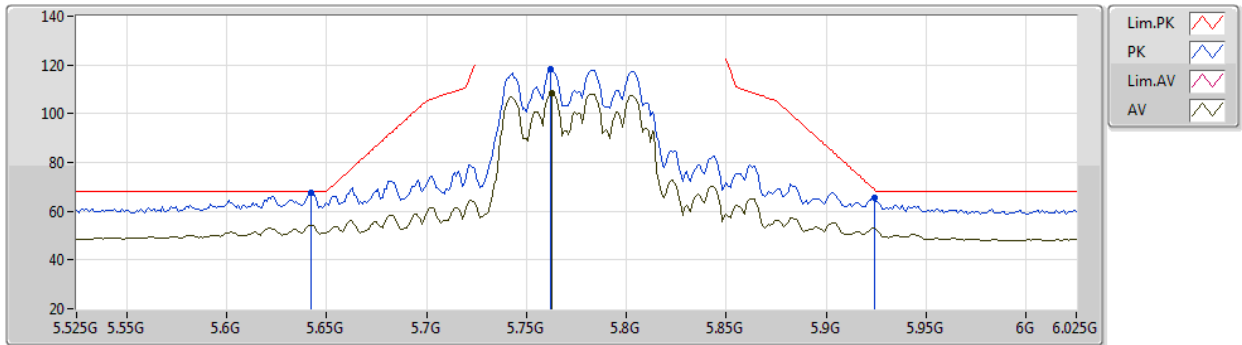
EUT_Z_2TX
Setting 17
02-A-C-5

Type	Freq (Hz)	Level (dBuV/m)	Limit (dBuV/m)	Margin (dB)	Raw (dBuV)	Dist (m)	Condition	Azimuth (°)	Height (m)	Comment	AF (dB)	CL (dB)	PA (dB)
PK	15.6404G	59.18	74.00	-14.82	43.46	3	Horizontal	75	2.48	-	38.44	9.28	32.00
AV	15.6061G	45.64	54.00	-8.36	29.82	3	Horizontal	75	2.48	-	38.54	9.27	31.99

802.11ac VHT80_Nss1,(MCS0)_4TX

17/01/2020

5775MHz_TX



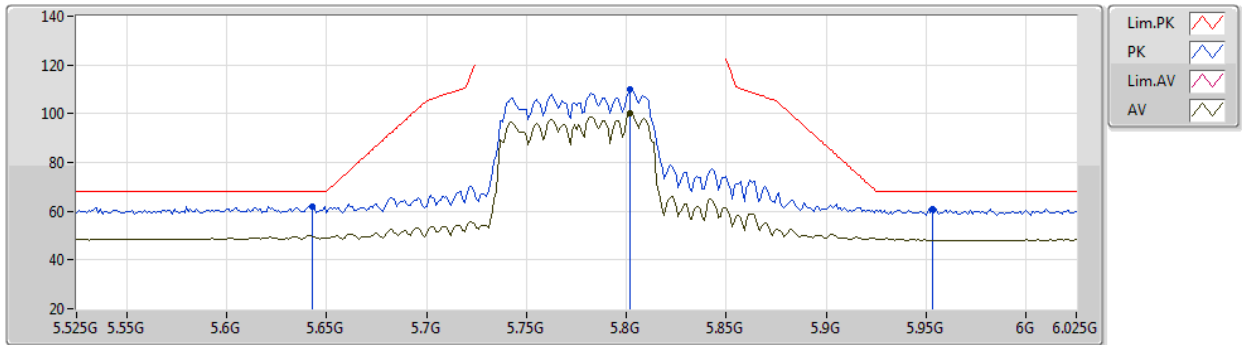
EUT_Z_4TX
Setting 19
02-A-K-3-10

Type	Freq (Hz)	Level (dBuV/m)	Limit (dBuV/m)	Margin (dB)	Raw (dBuV)	Dist (m)	Condition	Azimuth (°)	Height (m)	Comment	AF (dB)	CL (dB)	PA (dB)
PK	5.642G	67.42	68.20	-0.78	57.72	3	Vertical	348	2.49	-	33.92	6.32	30.54
PK	5.762G	118.40	Inf	-Inf	108.79	3	Vertical	348	2.49	-	33.80	6.38	30.57
AV	5.763G	108.41	Inf	-Inf	98.80	3	Vertical	348	2.49	-	33.80	6.38	30.57
PK	5.924G	65.68	68.94	-3.26	55.90	3	Vertical	348	2.49	-	34.05	6.34	30.61

802.11ac VHT80_Nss1,(MCS0)_4TX

17/01/2020

5775MHz_TX



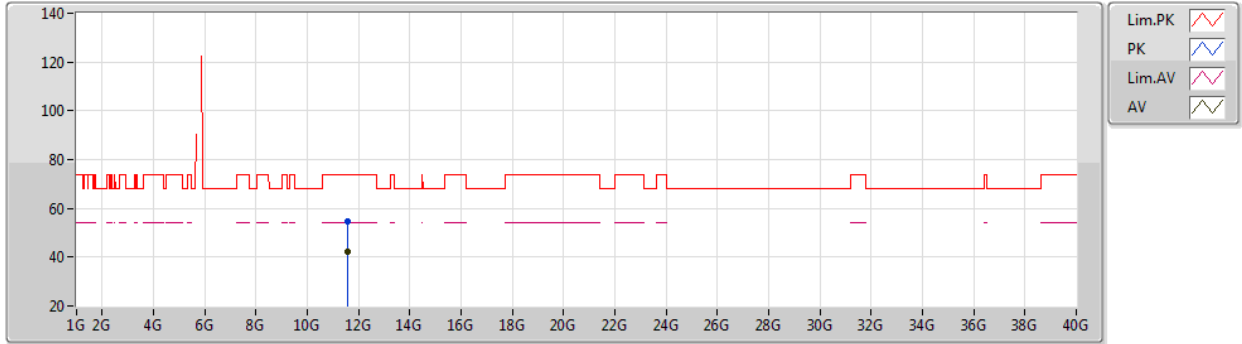
EUT_Z_4TX
Setting 19
02-A-K-3-10

Type	Freq (Hz)	Level (dBuV/m)	Limit (dBuV/m)	Margin (dB)	Raw (dBuV)	Dist (m)	Condition	Azimuth (°)	Height (m)	Comment	AF (dB)	CL (dB)	PA (dB)
PK	5.643G	61.98	68.20	-6.22	52.29	3	Horizontal	31	2.63	-	33.91	6.32	30.54
PK	5.802G	110.03	Inf	-Inf	100.41	3	Horizontal	31	2.63	-	33.80	6.40	30.58
AV	5.802G	100.11	Inf	-Inf	90.49	3	Horizontal	31	2.63	-	33.80	6.40	30.58
PK	5.953G	61.00	68.20	-7.20	51.19	3	Horizontal	31	2.63	-	34.11	6.32	30.62

802.11ac VHT80_Nss1,(MCS0)_4TX

17/01/2020

5775MHz_TX



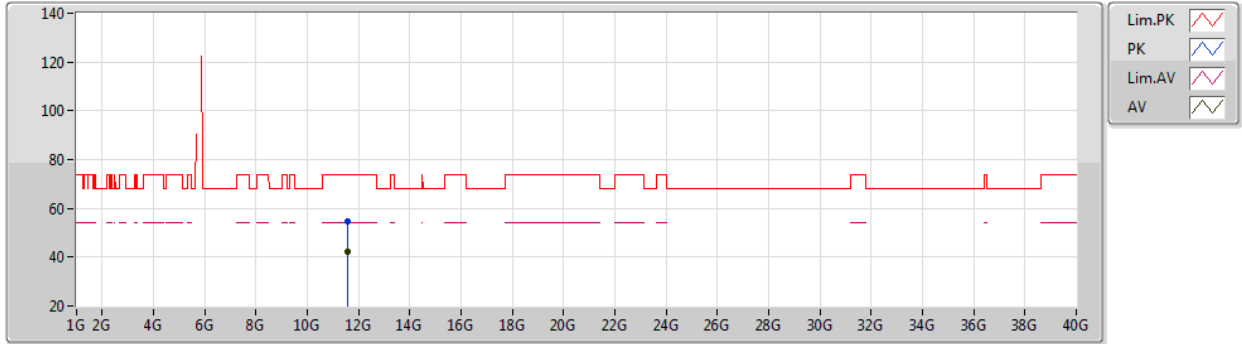
EUT_Z_4TX
Setting 19
02-A-K-3

Type	Freq (Hz)	Level (dBuV/m)	Limit (dBuV/m)	Margin (dB)	Raw (dBuV)	Dist (m)	Condition	Azimuth (°)	Height (m)	Comment	AF (dB)	CL (dB)	PA (dB)
PK	11.55924G	54.65	74.00	-19.35	38.55	3	Vertical	219	1.14	-	38.85	8.87	31.62
AV	11.5555G	42.12	54.00	-11.88	26.03	3	Vertical	219	1.14	-	38.84	8.87	31.62

802.11ac VHT80_Nss1,(MCS0)_4TX

17/01/2020

5775MHz_TX



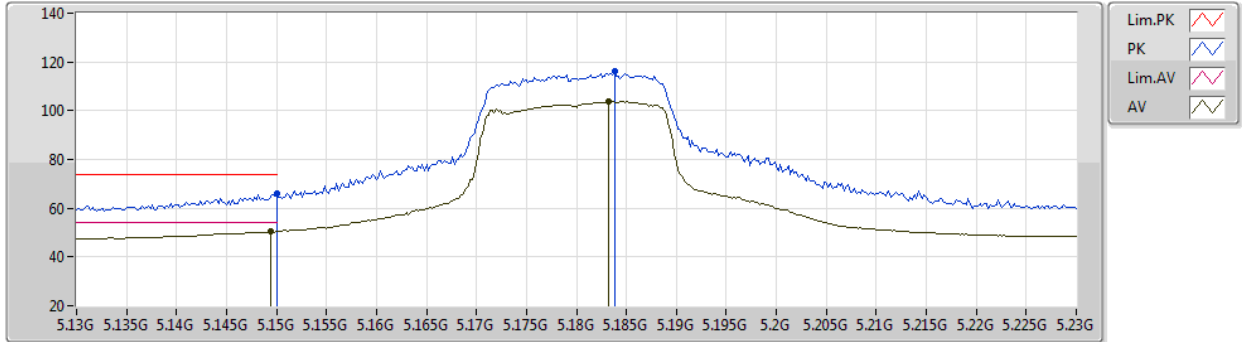
EUT_Z_4TX
Setting 19
02-A-K-3

Type	Freq (Hz)	Level (dBuV/m)	Limit (dBuV/m)	Margin (dB)	Raw (dBuV)	Dist (m)	Condition	Azimuth (°)	Height (m)	Comment	AF (dB)	CL (dB)	PA (dB)
PK	11.551G	54.67	74.00	-19.33	38.58	3	Horizontal	235	2.36	-	38.84	8.87	31.62
AV	11.55586G	42.06	54.00	-11.94	25.97	3	Horizontal	235	2.36	-	38.84	8.87	31.62

802.11ac VHT20-BF_Nss1,(MCS0)_2TX

17/01/2020

5180MHz_TX



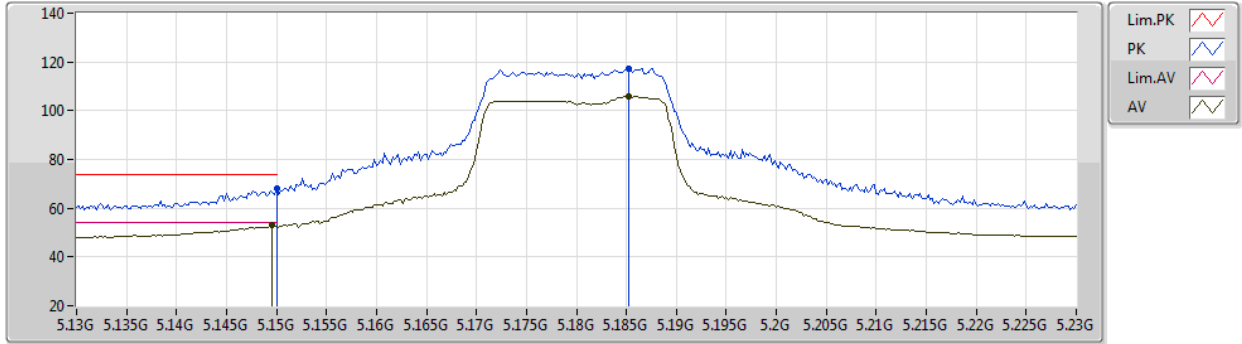
EUT_Z_2TX
Setting 21
02-A-K-3-10

Type	Freq (Hz)	Level (dBuV/m)	Limit (dBuV/m)	Margin (dB)	Raw (dBuV)	Dist (m)	Condition	Azimuth (°)	Height (m)	Comment	AF (dB)	CL (dB)	PA (dB)
PK	5.15G	66.07	74.00	-7.93	56.93	3	Vertical	16	2.57	-	33.55	5.97	30.38
AV	5.1494G	50.42	54.00	-3.58	41.28	3	Vertical	16	2.57	-	33.55	5.97	30.38
PK	5.1838G	115.99	Inf	-Inf	106.82	3	Vertical	16	2.57	-	33.58	5.99	30.40
AV	5.1832G	103.75	Inf	-Inf	94.57	3	Vertical	16	2.57	-	33.58	5.99	30.39

802.11ac VHT20-BF_Nss1,(MCS0)_2TX

17/01/2020

5180MHz_TX



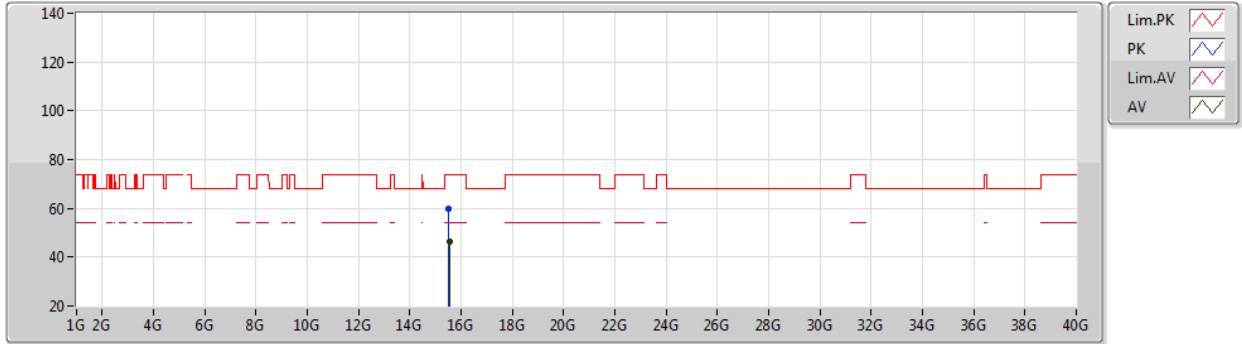
EUT_Z_2TX
Setting 21
02-A-K-3-10

Type	Freq (Hz)	Level (dBuV/m)	Limit (dBuV/m)	Margin (dB)	Raw (dBuV)	Dist (m)	Condition	Azimuth (°)	Height (m)	Comment	AF (dB)	CL (dB)	PA (dB)
PK	5.15G	67.93	74.00	-6.07	58.79	3	Horizontal	265	2.64	-	33.55	5.97	30.38
AV	5.1496G	52.87	54.00	-1.13	43.73	3	Horizontal	265	2.64	-	33.55	5.97	30.38
PK	5.1852G	117.45	Inf	-Inf	108.27	3	Horizontal	265	2.64	-	33.59	5.99	30.40
AV	5.1852G	105.70	Inf	-Inf	96.52	3	Horizontal	265	2.64	-	33.59	5.99	30.40

802.11ac VHT20-BF_Nss1,(MCS0)_2TX

17/01/2020

5180MHz_TX



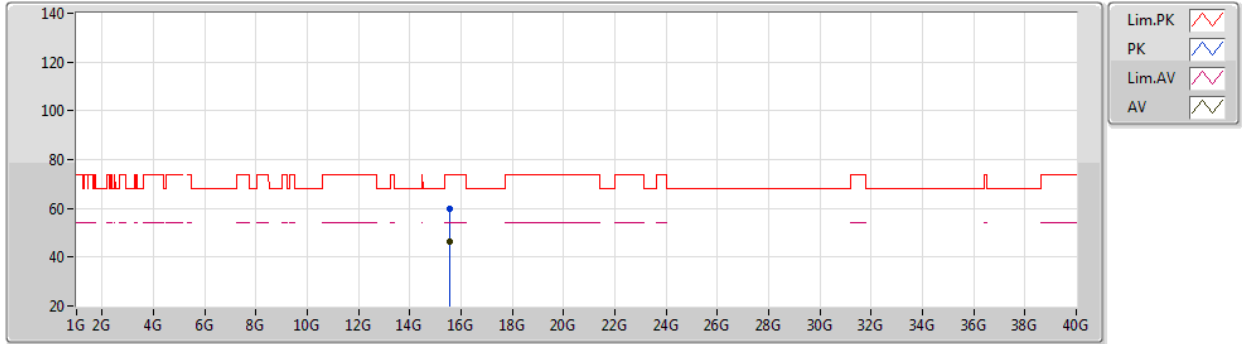
EUT_Z_2TX
Setting 21
02-A-K-3

Type	Freq (Hz)	Level (dBuV/m)	Limit (dBuV/m)	Margin (dB)	Raw (dBuV)	Dist (m)	Condition	Azimuth (°)	Height (m)	Comment	AF (dB)	CL (dB)	PA (dB)
PK	15.5327G	59.59	74.00	-14.41	43.56	3	Vertical	274	2.76	-	38.76	9.25	31.98
AV	15.5366G	46.13	54.00	-7.87	30.12	3	Vertical	274	2.76	-	38.74	9.25	31.98

802.11ac VHT20-BF_Nss1,(MCS0)_2TX

17/01/2020

5180MHz_TX



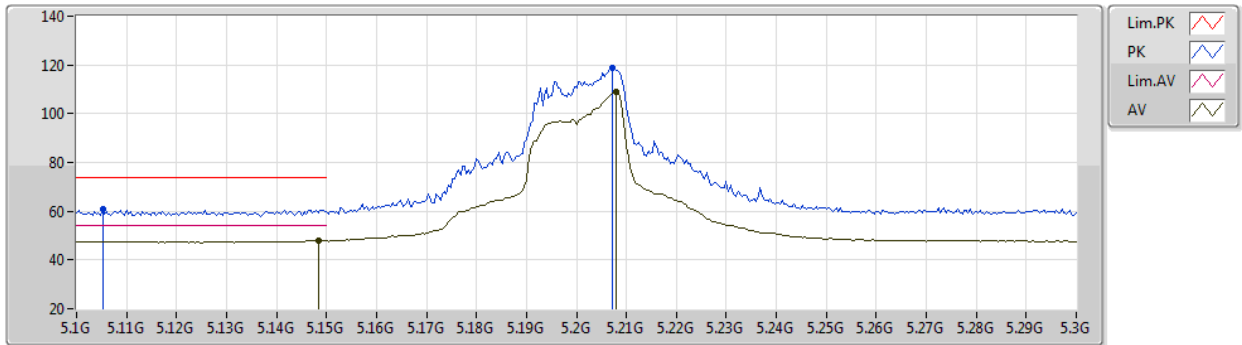
EUT_Z_2TX
Setting 21
02-A-K-3

Type	Freq (Hz)	Level (dBuV/m)	Limit (dBuV/m)	Margin (dB)	Raw (dBuV)	Dist (m)	Condition	Azimuth (°)	Height (m)	Comment	AF (dB)	CL (dB)	PA (dB)
PK	15.5404G	59.59	74.00	-14.41	43.59	3	Horizontal	224	2.57	-	38.73	9.25	31.98
AV	15.5474G	46.25	54.00	-7.75	30.27	3	Horizontal	224	2.57	-	38.71	9.25	31.98

802.11ac VHT20-BF_Nss1,(MCS0)_2TX

17/01/2020

5200MHz_TX



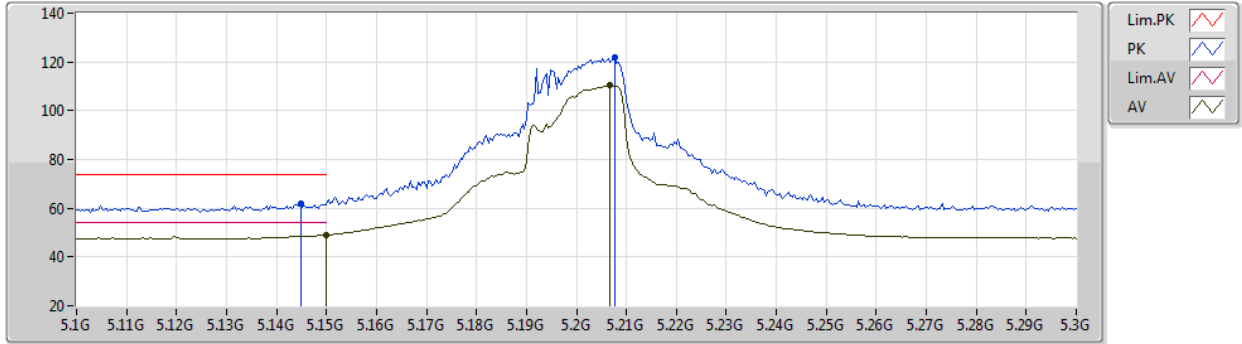
EUT_Z_2TX
Setting 25
02-A-K-3-10

Type	Freq (Hz)	Level (dBuV/m)	Limit (dBuV/m)	Margin (dB)	Raw (dBuV)	Dist (m)	Condition	Azimuth (°)	Height (m)	Comment	AF (dB)	CL (dB)	PA (dB)
PK	5.1052G	61.08	74.00	-12.92	51.99	3	Vertical	301	2.41	-	33.51	5.95	30.37
AV	5.1484G	47.95	54.00	-6.05	38.81	3	Vertical	301	2.41	-	33.55	5.97	30.38
PK	5.2072G	118.90	Inf	-Inf	109.69	3	Vertical	301	2.41	-	33.61	6.00	30.40
AV	5.208G	108.92	Inf	-Inf	99.70	3	Vertical	301	2.41	-	33.62	6.00	30.40

802.11ac VHT20-BF_Nss1,(MCS0)_2TX

17/01/2020

5200MHz_TX



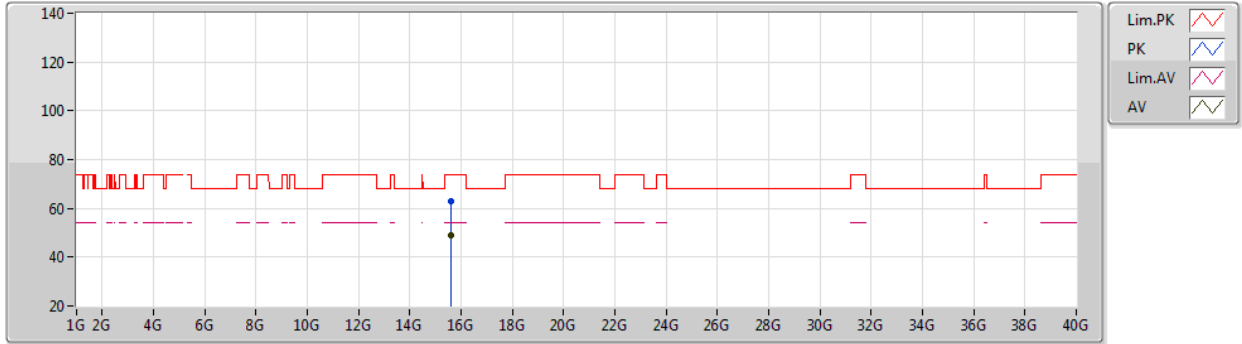
EUT_Z_2TX
Setting 25
02-A-K-3-10

Type	Freq (Hz)	Level (dBuV/m)	Limit (dBuV/m)	Margin (dB)	Raw (dBuV)	Dist (m)	Condition	Azimuth (°)	Height (m)	Comment	AF (dB)	CL (dB)	PA (dB)
PK	5.1448G	61.88	74.00	-12.12	52.75	3	Horizontal	254	2.60	-	33.54	5.97	30.38
AV	5.15G	48.92	54.00	-5.08	39.78	3	Horizontal	254	2.60	-	33.55	5.97	30.38
PK	5.2076G	121.95	Inf	-Inf	112.73	3	Horizontal	254	2.60	-	33.62	6.00	30.40
AV	5.2068G	110.29	Inf	-Inf	101.08	3	Horizontal	254	2.60	-	33.61	6.00	30.40

802.11ac VHT20-BF_Nss1,(MCS0)_2TX

17/01/2020

5200MHz_TX



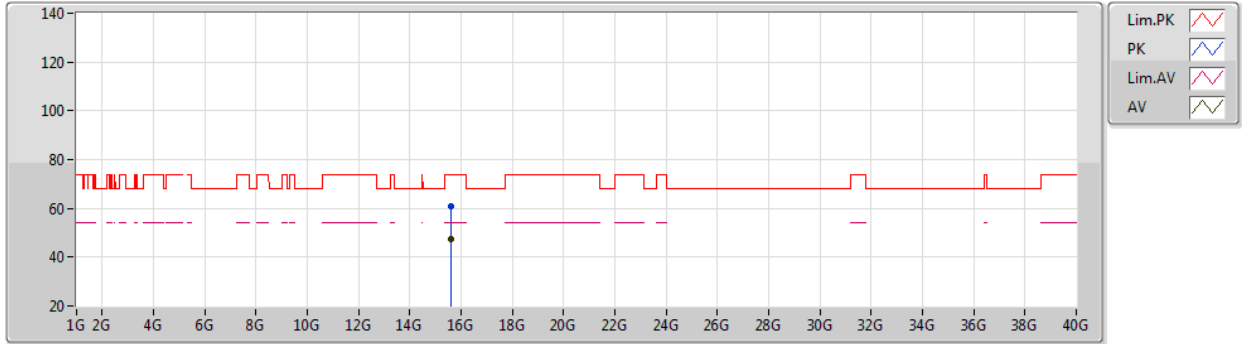
EUT_Z_2TX
Setting 25
02-A-K-3

Type	Freq (Hz)	Level (dBuV/m)	Limit (dBuV/m)	Margin (dB)	Raw (dBuV)	Dist (m)	Condition	Azimuth (°)	Height (m)	Comment	AF (dB)	CL (dB)	PA (dB)
PK	15.6222G	63.01	74.00	-10.99	47.23	3	Vertical	294	1.80	-	38.50	9.28	32.00
AV	15.6205G	48.91	54.00	-5.09	33.14	3	Vertical	294	1.80	-	38.50	9.27	32.00

802.11ac VHT20-BF_Nss1,(MCS0)_2TX

17/01/2020

5200MHz_TX



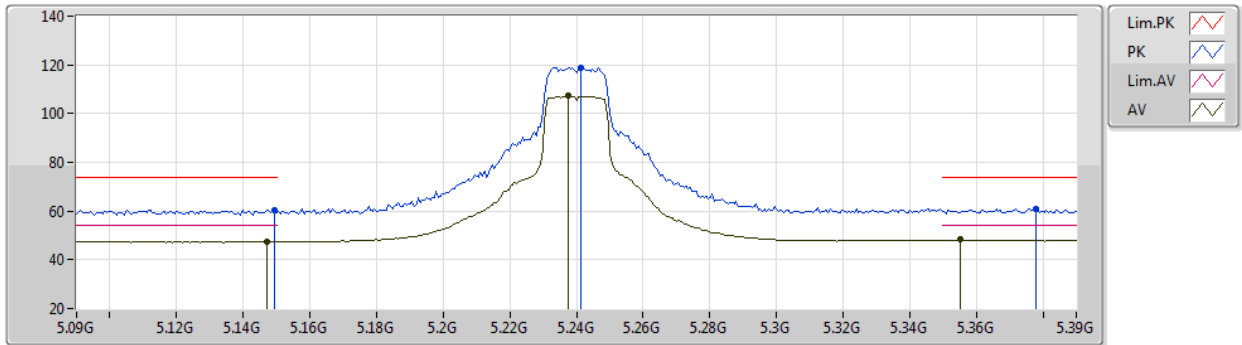
EUT Z_2TX
Setting 25
02-A-K-3

Type	Freq (Hz)	Level (dBuV/m)	Limit (dBuV/m)	Margin (dB)	Raw (dBuV)	Dist (m)	Condition	Azimuth (°)	Height (m)	Comment	AF (dB)	CL (dB)	PA (dB)
PK	15.6042G	60.82	74.00	-13.18	44.99	3	Horizontal	217	2.11	-	38.55	9.27	31.99
AV	15.59976G	47.47	54.00	-6.53	31.63	3	Horizontal	217	2.11	-	38.56	9.27	31.99

802.11ac VHT20-BF_Nss1,(MCS0)_2TX

17/01/2020

5240MHz_TX



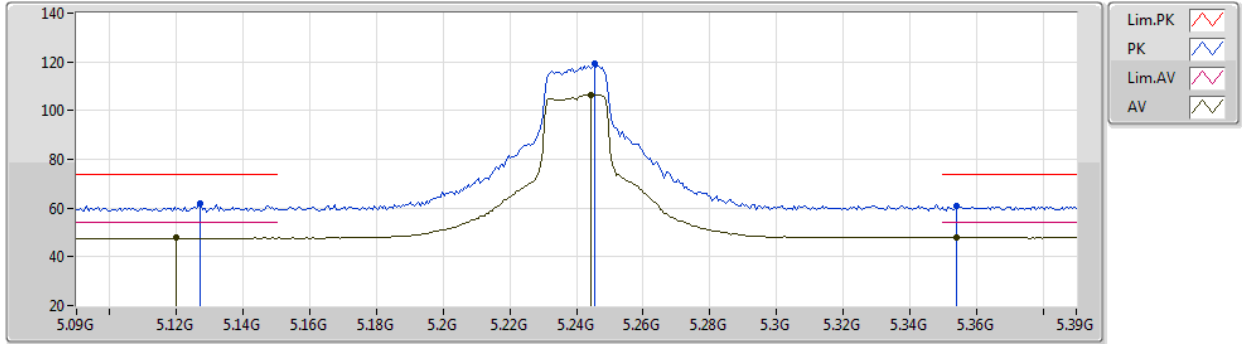
EUT_Z_2TX
Setting 25
02-A-K-3-10

Type	Freq (Hz)	Level (dBuV/m)	Limit (dBuV/m)	Margin (dB)	Raw (dBuV)	Dist (m)	Condition	Azimuth (°)	Height (m)	Comment	AF (dB)	CL (dB)	PA (dB)
PK	5.1494G	60.49	74.00	-13.51	51.35	3	Vertical	14	2.66	-	33.55	5.97	30.38
AV	5.147G	47.48	54.00	-6.52	38.34	3	Vertical	14	2.66	-	33.55	5.97	30.38
PK	5.2412G	118.96	Inf	-Inf	109.68	3	Vertical	14	2.66	-	33.68	6.02	30.42
AV	5.2376G	107.25	Inf	-Inf	97.97	3	Vertical	14	2.66	-	33.68	6.02	30.42
PK	5.378G	61.07	74.00	-12.93	51.56	3	Vertical	14	2.66	-	33.88	6.09	30.46
AV	5.3552G	48.23	54.00	-5.77	38.75	3	Vertical	14	2.66	-	33.86	6.08	30.46

802.11ac VHT20-BF_Nss1,(MCS0)_2TX

17/01/2020

5240MHz_TX



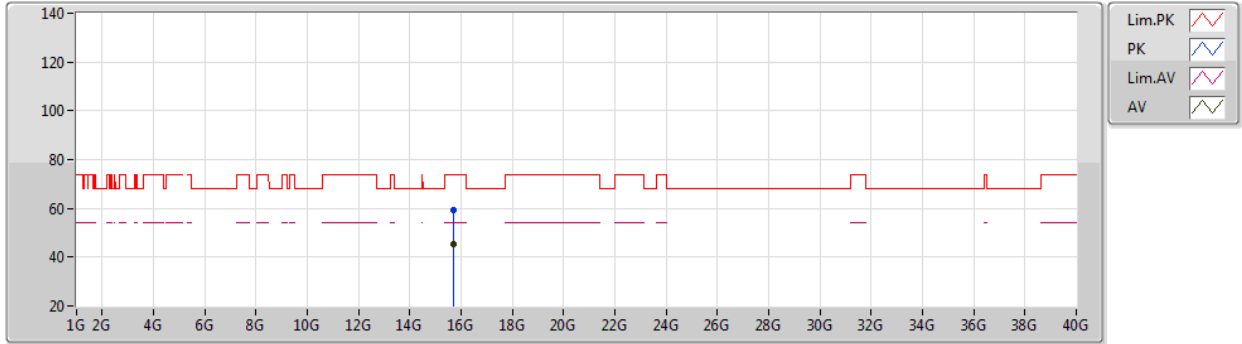
EUT_Z_2TX
Setting 25
02-A-K-3-10

Type	Freq (Hz)	Level (dBuV/m)	Limit (dBuV/m)	Margin (dB)	Raw (dBuV)	Dist (m)	Condition	Azimuth (°)	Height (m)	Comment	AF (dB)	CL (dB)	PA (dB)
PK	5.1272G	61.65	74.00	-12.35	52.54	3	Horizontal	260	2.68	-	33.53	5.96	30.38
AV	5.12G	47.88	54.00	-6.12	38.78	3	Horizontal	260	2.68	-	33.52	5.96	30.38
PK	5.2442G	119.51	Inf	-Inf	110.22	3	Horizontal	260	2.68	-	33.69	6.02	30.42
AV	5.2442G	106.63	Inf	-Inf	97.34	3	Horizontal	260	2.68	-	33.69	6.02	30.42
PK	5.354G	61.01	74.00	-12.99	51.54	3	Horizontal	260	2.68	-	33.85	6.08	30.46
AV	5.354G	48.09	54.00	-5.91	38.62	3	Horizontal	260	2.68	-	33.85	6.08	30.46

802.11ac VHT20-BF_Nss1,(MCS0)_2TX

17/01/2020

5240MHz_TX



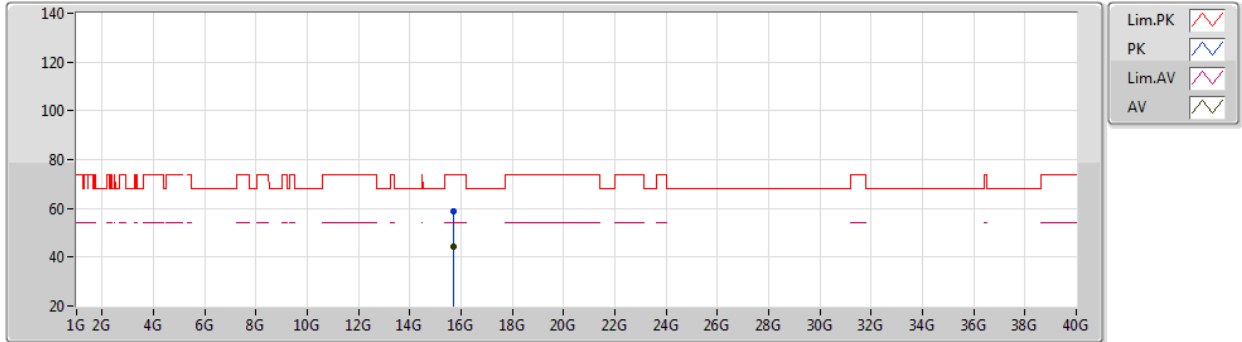
EUT_Z_2TX
Setting 25
02-A-K-3

Type	Freq (Hz)	Level (dBuV/m)	Limit (dBuV/m)	Margin (dB)	Raw (dBuV)	Dist (m)	Condition	Azimuth (°)	Height (m)	Comment	AF (dB)	CL (dB)	PA (dB)
PK	15.72336G	59.42	74.00	-14.58	43.93	3	Vertical	116	1.79	-	38.20	9.31	32.02
AV	15.71904G	45.50	54.00	-8.50	30.00	3	Vertical	116	1.79	-	38.21	9.31	32.02

802.11ac VHT20-BF_Nss1,(MCS0)_2TX

17/01/2020

5240MHz_TX



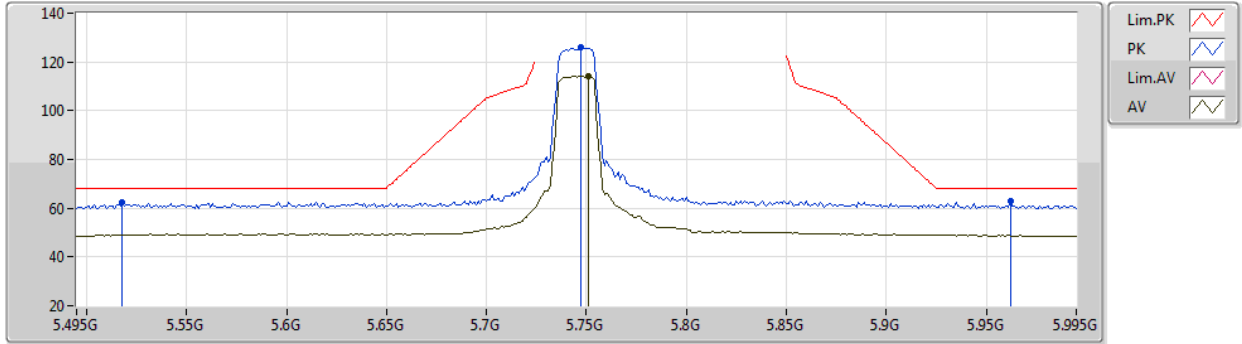
EUT_Z_2TX
Setting 25
02-A-K-3

Type	Freq (Hz)	Level (dBuV/m)	Limit (dBuV/m)	Margin (dB)	Raw (dBuV)	Dist (m)	Condition	Azimuth (°)	Height (m)	Comment	AF (dB)	CL (dB)	PA (dB)
PK	15.71892G	58.83	74.00	-15.17	43.32	3	Horizontal	11	1.80	-	38.22	9.31	32.02
AV	15.71252G	44.46	54.00	-9.54	28.94	3	Horizontal	11	1.80	-	38.23	9.31	32.02

802.11ac VHT20-BF_Nss1,(MCS0)_4TX

17/01/2020

5745MHz_TX



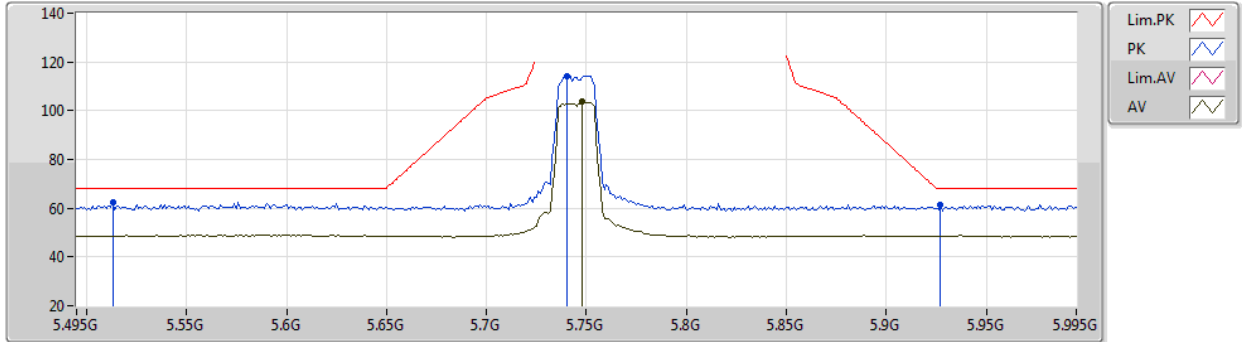
EUT_Z_4TX
Setting 25
02-A-P-2-10

Type	Freq (Hz)	Level (dBuV/m)	Limit (dBuV/m)	Margin (dB)	Raw (dBuV)	Dist (m)	Condition	Azimuth (°)	Height (m)	Comment	AF (dB)	CL (dB)	PA (dB)
PK	5.518G	62.49	68.20	-5.71	52.85	3	Vertical	316	2.43	-	33.92	6.23	30.51
PK	5.747G	126.11	Inf	-Inf	116.51	3	Vertical	316	2.43	-	33.80	6.37	30.57
AV	5.751G	114.21	Inf	-Inf	104.60	3	Vertical	316	2.43	-	33.80	6.38	30.57
PK	5.962G	62.97	68.20	-5.23	53.15	3	Vertical	316	2.43	-	34.12	6.32	30.62

802.11ac VHT20-BF_Nss1,(MCS0)_4TX

17/01/2020

5745MHz_TX



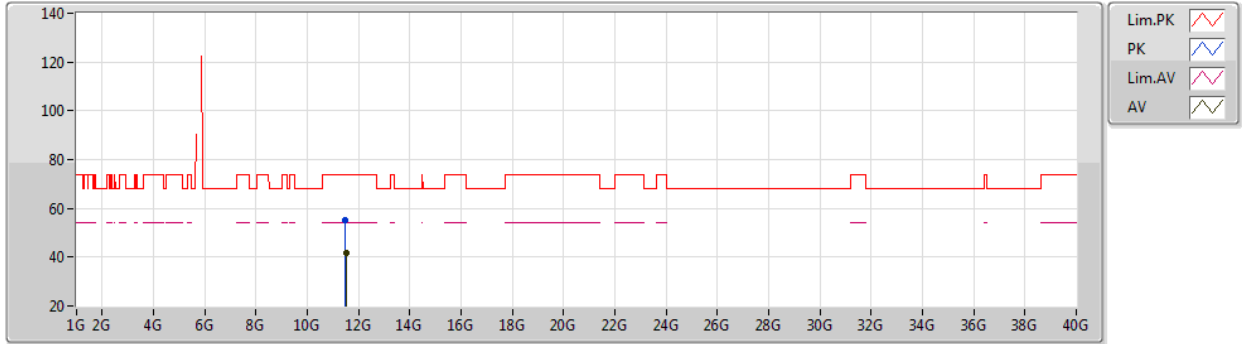
EUT_Z_4TX
Setting 25
02-A-P-2-10

Type	Freq (Hz)	Level (dBuV/m)	Limit (dBuV/m)	Margin (dB)	Raw (dBuV)	Dist (m)	Condition	Azimuth (°)	Height (m)	Comment	AF (dB)	CL (dB)	PA (dB)
PK	5.513G	62.32	68.20	-5.88	52.70	3	Horizontal	307	2.51	-	33.91	6.22	30.51
PK	5.74G	114.21	Inf	-Inf	104.61	3	Horizontal	307	2.51	-	33.80	6.37	30.57
AV	5.748G	103.63	Inf	-Inf	94.03	3	Horizontal	307	2.51	-	33.80	6.37	30.57
PK	5.927G	61.42	68.20	-6.78	51.65	3	Horizontal	307	2.51	-	34.05	6.34	30.62

802.11ac VHT20-BF_Nss1,(MCS0)_4TX

17/01/2020

5745MHz_TX



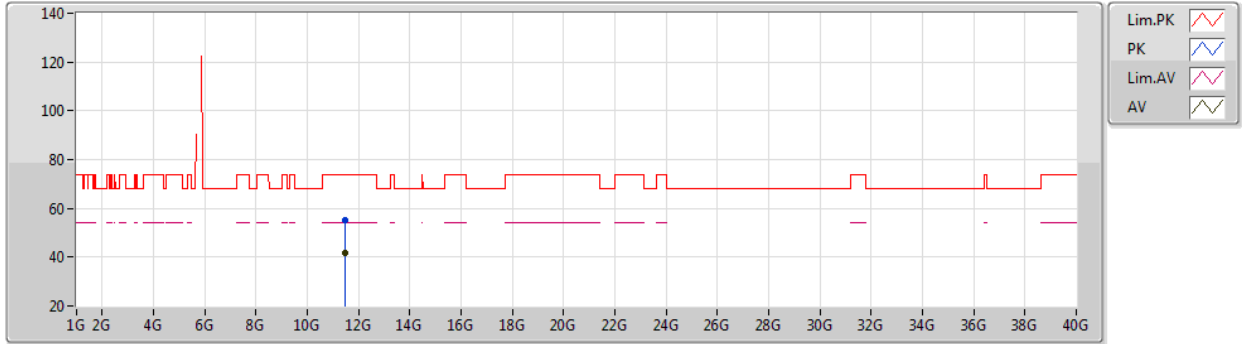
EUT Z_4TX
Setting 25
02-A-P-2

Type	Freq (Hz)	Level (dBuV/m)	Limit (dBuV/m)	Margin (dB)	Raw (dBuV)	Dist (m)	Condition	Azimuth (°)	Height (m)	Comment	AF (dB)	CL (dB)	PA (dB)
PK	11.49876G	55.01	74.00	-18.99	38.96	3	Vertical	0	1.50	-	38.80	8.85	31.60
AV	11.50344G	41.57	54.00	-12.43	25.52	3	Vertical	0	1.50	-	38.80	8.86	31.61

802.11ac VHT20-BF_Nss1,(MCS0)_4TX

17/01/2020

5745MHz_TX



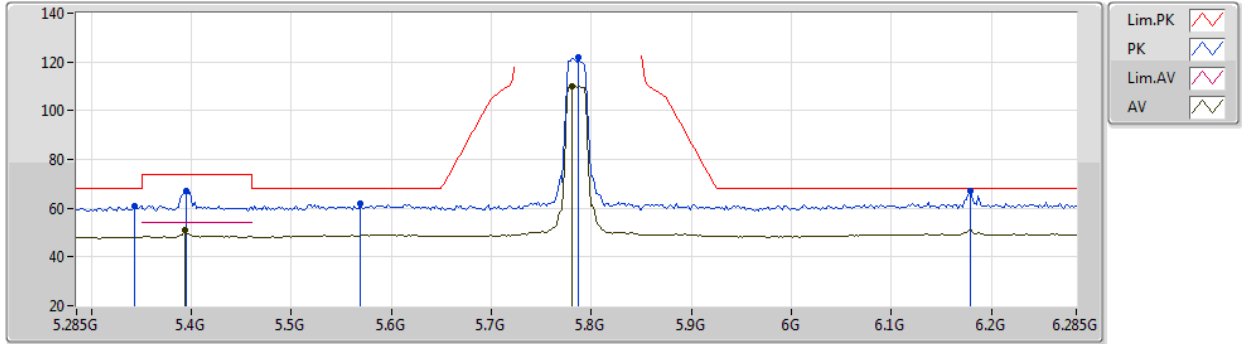
EUT Z_4TX
Setting 25
02-A-P-2

Type	Freq (Hz)	Level (dBuV/m)	Limit (dBuV/m)	Margin (dB)	Raw (dBuV)	Dist (m)	Condition	Azimuth (°)	Height (m)	Comment	AF (dB)	CL (dB)	PA (dB)
PK	11.48788G	55.31	74.00	-18.69	39.27	3	Horizontal	237	2.14	-	38.79	8.85	31.60
AV	11.49454G	41.56	54.00	-12.44	25.51	3	Horizontal	237	2.14	-	38.80	8.85	31.60

802.11ac VHT20-BF_Nss1,(MCS0)_4TX

17/01/2020

5785MHz_TX



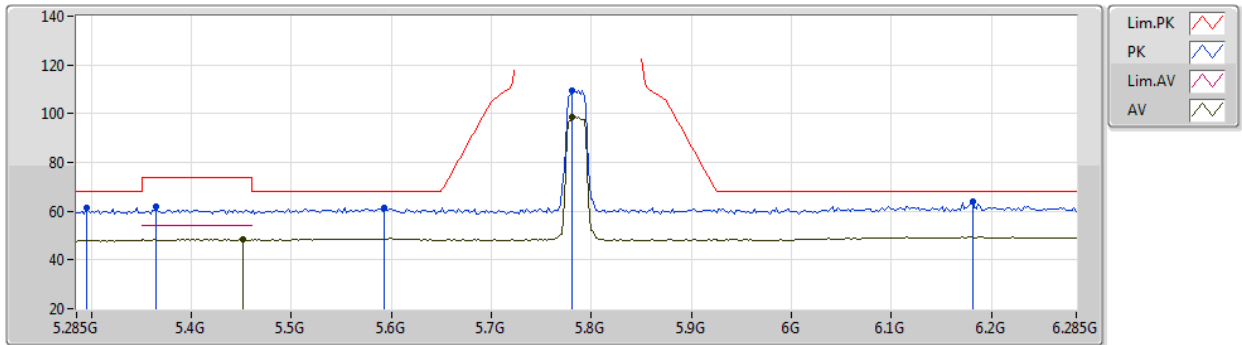
EUT Z_4TX
Setting 21
02-A-P-2-10

Type	Freq (Hz)	Level (dBuV/m)	Limit (dBuV/m)	Margin (dB)	Raw (dBuV)	Dist (m)	Condition	Azimuth (°)	Height (m)	Comment	AF (dB)	CL (dB)	PA (dB)
PK	5.343G	61.05	68.20	-7.15	51.59	3	Vertical	338	2.50	-	33.84	6.07	30.45
PK	5.395G	67.07	74.00	-6.93	57.55	3	Vertical	338	2.50	-	33.89	6.10	30.47
AV	5.393G	51.11	54.00	-2.89	41.59	3	Vertical	338	2.50	-	33.89	6.10	30.47
PK	5.569G	61.73	68.20	-6.47	52.01	3	Vertical	338	2.50	-	33.97	6.27	30.52
PK	5.787G	121.73	Inf	-Inf	112.12	3	Vertical	338	2.50	-	33.80	6.39	30.58
AV	5.781G	110.05	Inf	-Inf	100.44	3	Vertical	338	2.50	-	33.80	6.39	30.58
PK	6.179G	66.93	68.20	-1.27	56.53	3	Vertical	338	2.50	-	34.56	6.57	30.73

802.11ac VHT20-BF_Nss1,(MCS0)_4TX

17/01/2020

5785MHz_TX



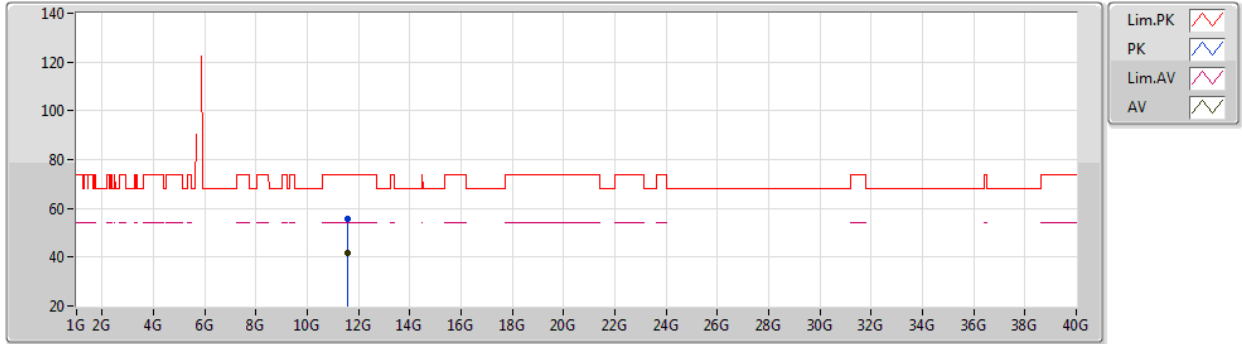
EUT Z_4TX
Setting 21
02-A-P-2-10

Type	Freq (Hz)	Level (dBuV/m)	Limit (dBuV/m)	Margin (dB)	Raw (dBuV)	Dist (m)	Condition	Azimuth (°)	Height (m)	Comment	AF (dB)	CL (dB)	PA (dB)
PK	5.295G	61.39	68.20	-6.81	51.99	3	Horizontal	77	2.77	-	33.79	6.05	30.44
PK	5.365G	61.82	74.00	-12.18	52.34	3	Horizontal	77	2.77	-	33.86	6.08	30.46
AV	5.451G	48.44	54.00	-5.56	38.87	3	Horizontal	77	2.77	-	33.90	6.16	30.49
PK	5.593G	61.39	68.20	-6.81	51.64	3	Horizontal	77	2.77	-	33.99	6.29	30.53
PK	5.781G	109.73	Inf	-Inf	100.12	3	Horizontal	77	2.77	-	33.80	6.39	30.58
AV	5.781G	98.75	Inf	-Inf	89.14	3	Horizontal	77	2.77	-	33.80	6.39	30.58
PK	6.181G	64.17	68.20	-4.03	53.77	3	Horizontal	77	2.77	-	34.56	6.57	30.73

802.11ac VHT20-BF_Nss1,(MCS0)_4TX

17/01/2020

5785MHz_TX



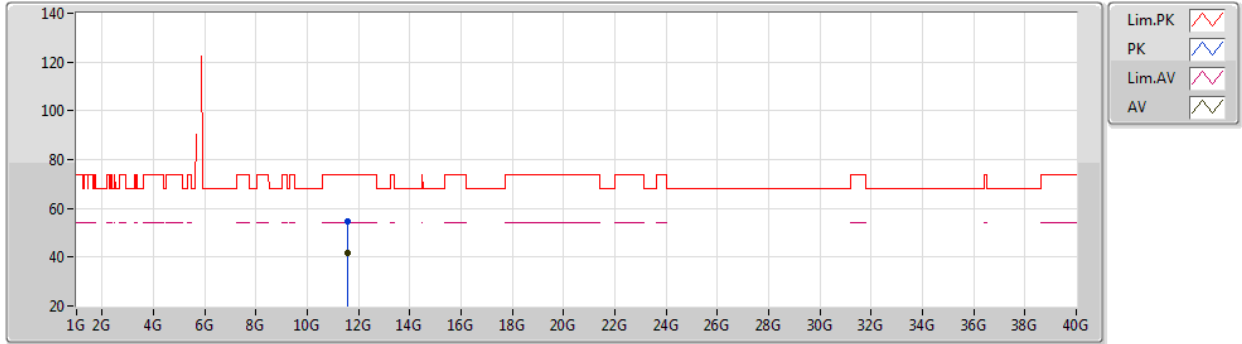
EUT Z_4TX
Setting 21
02-A-P-2

Type	Freq (Hz)	Level (dBuV/m)	Limit (dBuV/m)	Margin (dB)	Raw (dBuV)	Dist (m)	Condition	Azimuth (°)	Height (m)	Comment	AF (dB)	CL (dB)	PA (dB)
PK	11.56792G	55.52	74.00	-18.48	39.43	3	Vertical	22	1.43	-	38.85	8.87	31.63
AV	11.57348G	41.60	54.00	-12.40	25.49	3	Vertical	22	1.43	-	38.86	8.88	31.63

802.11ac VHT20-BF_Nss1,(MCS0)_4TX

17/01/2020

5785MHz_TX



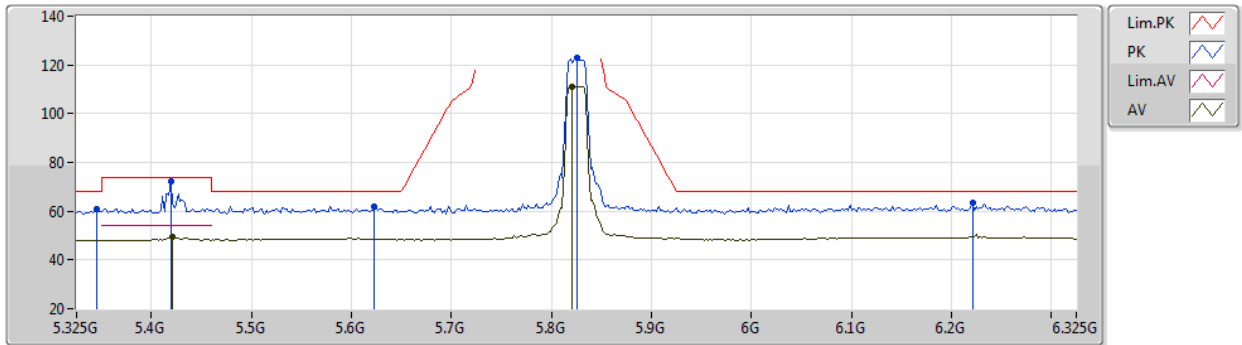
EUT_Z_4TX
Setting 21
02-A-P-2

Type	Freq (Hz)	Level (dBuV/m)	Limit (dBuV/m)	Margin (dB)	Raw (dBuV)	Dist (m)	Condition	Azimuth (°)	Height (m)	Comment	AF (dB)	CL (dB)	PA (dB)
PK	11.56978G	54.83	74.00	-19.17	38.72	3	Horizontal	45	1.80	-	38.86	8.88	31.63
AV	11.57046G	41.56	54.00	-12.44	25.45	3	Horizontal	45	1.80	-	38.86	8.88	31.63

802.11ac VHT20-BF_Nss1,(MCS0)_4TX

17/01/2020

5825MHz_TX



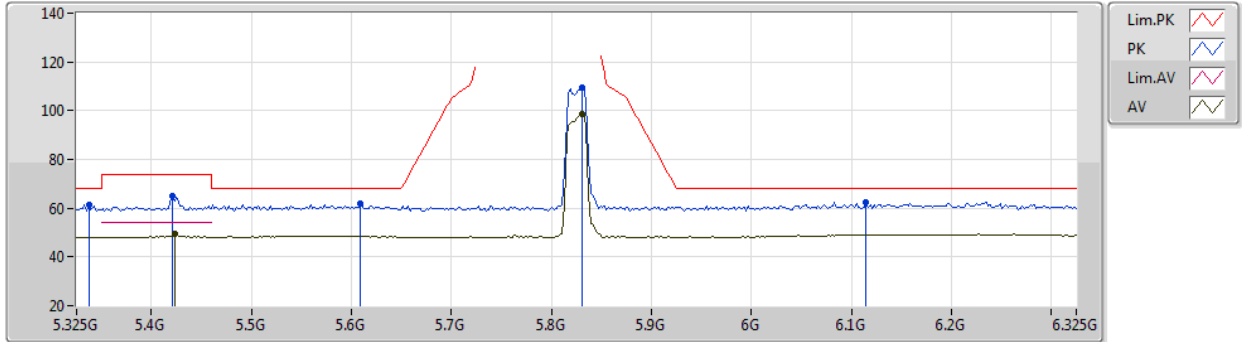
EUT Z_4TX
Setting 22
02-A-P-2-10

Type	Freq (Hz)	Level (dBuV/m)	Limit (dBuV/m)	Margin (dB)	Raw (dBuV)	Dist (m)	Condition	Azimuth (°)	Height (m)	Comment	AF (dB)	CL (dB)	PA (dB)
PK	5.345G	60.97	68.20	-7.23	51.51	3	Vertical	335	2.46	-	33.84	6.07	30.45
PK	5.419G	72.20	74.00	-1.80	62.66	3	Vertical	335	2.46	-	33.90	6.12	30.48
AV	5.421G	49.39	54.00	-4.61	39.85	3	Vertical	335	2.46	-	33.90	6.12	30.48
PK	5.623G	62.05	68.20	-6.15	52.33	3	Vertical	335	2.46	-	33.95	6.31	30.54
PK	5.825G	122.80	Inf	-Inf	113.15	3	Vertical	335	2.46	-	33.85	6.39	30.59
AV	5.821G	111.16	Inf	-Inf	101.52	3	Vertical	335	2.46	-	33.84	6.39	30.59
PK	6.221G	63.42	68.20	-4.78	52.97	3	Vertical	335	2.46	-	34.58	6.62	30.75

802.11ac VHT20-BF_Nss1,(MCS0)_4TX

17/01/2020

5825MHz_TX



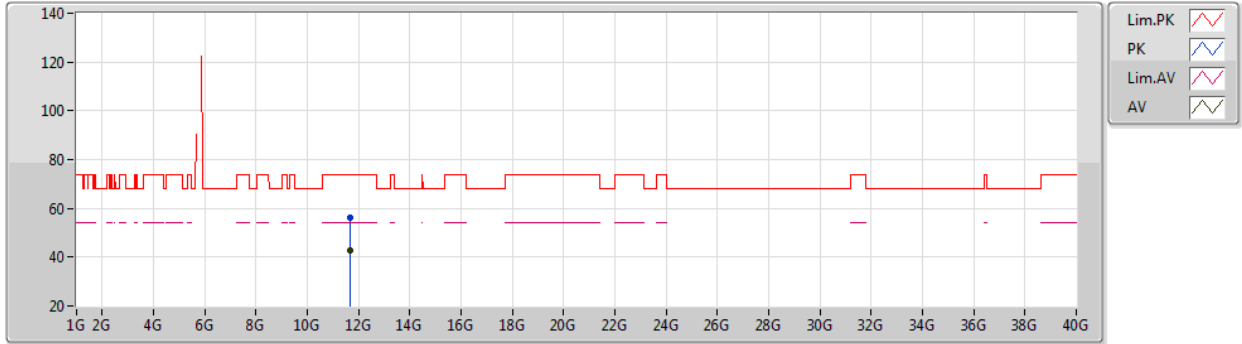
EUT Z_4TX
Setting 22
02-A-P-2-10

Type	Freq (Hz)	Level (dBuV/m)	Limit (dBuV/m)	Margin (dB)	Raw (dBuV)	Dist (m)	Condition	Azimuth (°)	Height (m)	Comment	AF (dB)	CL (dB)	PA (dB)
PK	5.337G	61.45	68.20	-6.75	51.99	3	Horizontal	103	1.00	-	33.84	6.07	30.45
PK	5.421G	64.97	74.00	-9.03	55.43	3	Horizontal	103	1.00	-	33.90	6.12	30.48
AV	5.423G	49.36	54.00	-4.64	39.81	3	Horizontal	103	1.00	-	33.90	6.13	30.48
PK	5.609G	61.72	68.20	-6.48	51.97	3	Horizontal	103	1.00	-	33.98	6.30	30.53
PK	5.831G	109.58	Inf	-Inf	99.93	3	Horizontal	103	1.00	-	33.86	6.38	30.59
AV	5.831G	98.41	Inf	-Inf	88.76	3	Horizontal	103	1.00	-	33.86	6.38	30.59
PK	6.115G	62.43	68.20	-5.77	52.22	3	Horizontal	103	1.00	-	34.43	6.48	30.70

802.11ac VHT20-BF_Nss1,(MCS0)_4TX

17/01/2020

5825MHz_TX



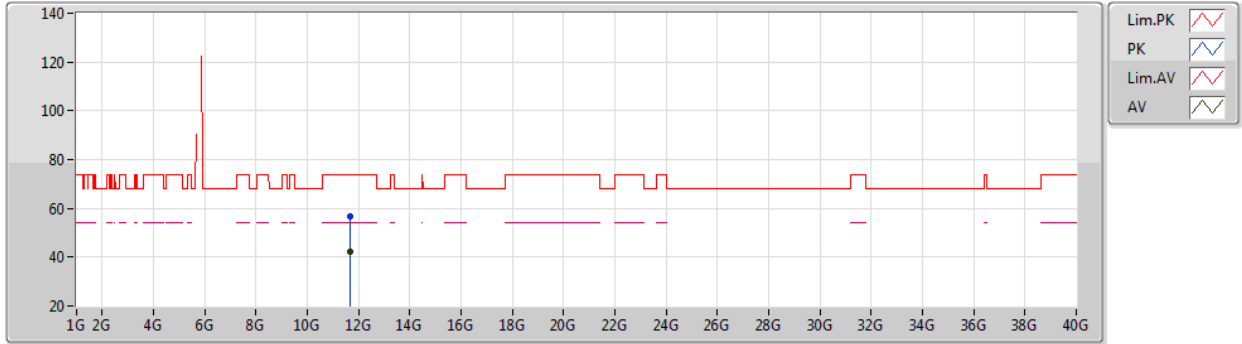
EUT_Z_4TX
Setting 22
02-A-P-2

Type	Freq (Hz)	Level (dBuV/m)	Limit (dBuV/m)	Margin (dB)	Raw (dBuV)	Dist (m)	Condition	Azimuth (°)	Height (m)	Comment	AF (dB)	CL (dB)	PA (dB)
PK	11.65028G	56.15	74.00	-17.85	39.98	3	Vertical	325	1.67	-	38.92	8.90	31.65
AV	11.651G	42.52	54.00	-11.48	26.35	3	Vertical	325	1.67	-	38.92	8.90	31.65

802.11ac VHT20-BF_Nss1,(MCS0)_4TX

17/01/2020

5825MHz_TX



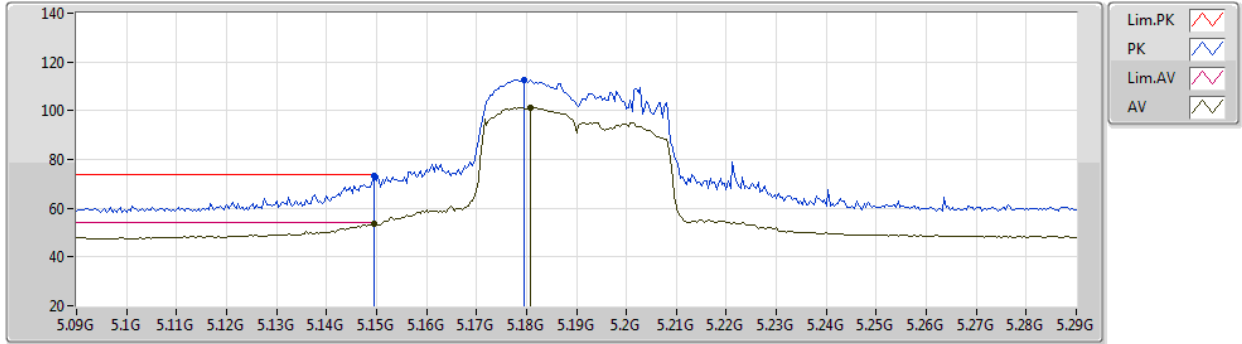
EUT Z_4TX
Setting 22
02-A-P-2

Type	Freq (Hz)	Level (dBuV/m)	Limit (dBuV/m)	Margin (dB)	Raw (dBuV)	Dist (m)	Condition	Azimuth (°)	Height (m)	Comment	AF (dB)	CL (dB)	PA (dB)
PK	11.64944G	56.56	74.00	-17.44	40.39	3	Horizontal	206	2.19	-	38.92	8.90	31.65
AV	11.6501G	42.50	54.00	-11.50	26.33	3	Horizontal	206	2.19	-	38.92	8.90	31.65

802.11ac VHT40-BF_Nss1,(MCS0)_2TX

17/01/2020

5190MHz_TX



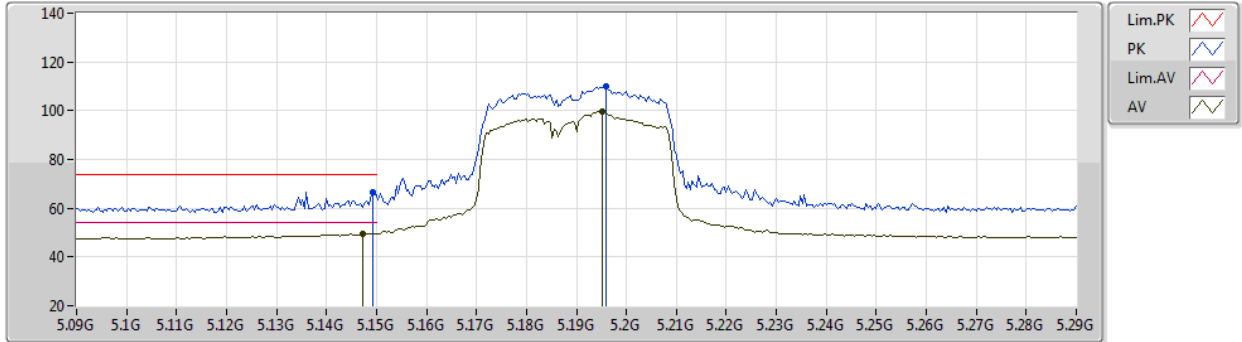
EUT_Z_2TX
Setting 21
02-A-K-3-10

Type	Freq (Hz)	Level (dBuV/m)	Limit (dBuV/m)	Margin (dB)	Raw (dBuV)	Dist (m)	Condition	Azimuth (°)	Height (m)	Comment	AF (dB)	CL (dB)	PA (dB)
PK	5.1496G	73.35	74.00	-0.65	64.21	3	Vertical	66	2.56	-	33.55	5.97	30.38
AV	5.1496G	53.59	54.00	-0.41	44.45	3	Vertical	66	2.56	-	33.55	5.97	30.38
PK	5.1796G	112.71	Inf	-Inf	103.53	3	Vertical	66	2.56	-	33.58	5.99	30.39
AV	5.1808G	101.33	Inf	-Inf	92.15	3	Vertical	66	2.56	-	33.58	5.99	30.39

802.11ac VHT40-BF_Nss1,(MCS0)_2TX

17/01/2020

5190MHz_TX



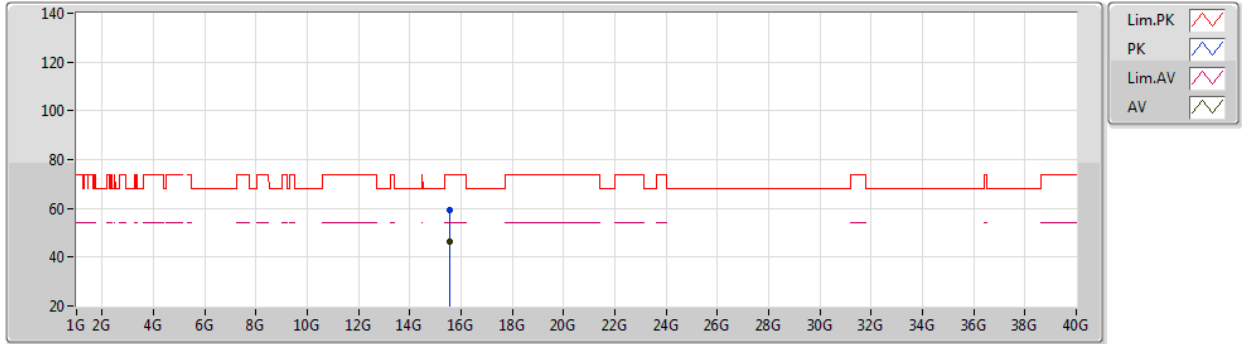
EUT_Z_2TX
Setting 21
02-A-K-3-10

Type	Freq (Hz)	Level (dBuV/m)	Limit (dBuV/m)	Margin (dB)	Raw (dBuV)	Dist (m)	Condition	Azimuth (°)	Height (m)	Comment	AF (dB)	CL (dB)	PA (dB)
PK	5.1492G	66.70	74.00	-7.30	57.56	3	Horizontal	15	1.80	-	33.55	5.97	30.38
AV	5.1472G	49.69	54.00	-4.31	40.55	3	Horizontal	15	1.80	-	33.55	5.97	30.38
PK	5.196G	110.21	Inf	-Inf	101.01	3	Horizontal	15	1.80	-	33.60	6.00	30.40
AV	5.1952G	99.60	Inf	-Inf	90.40	3	Horizontal	15	1.80	-	33.60	6.00	30.40

802.11ac VHT40-BF_Nss1,(MCS0)_2TX

17/01/2020

5190MHz_TX



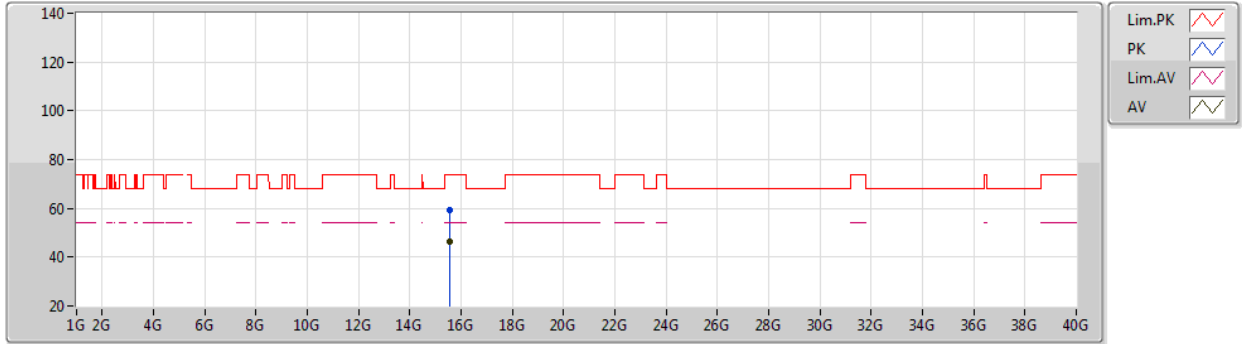
EUT_Z_2TX
Setting 21
02-A-K-3

Type	Freq (Hz)	Level (dBuV/m)	Limit (dBuV/m)	Margin (dB)	Raw (dBuV)	Dist (m)	Condition	Azimuth (°)	Height (m)	Comment	AF (dB)	CL (dB)	PA (dB)
PK	15.57416G	59.18	74.00	-14.82	43.28	3	Vertical	307	1.43	-	38.63	9.26	31.99
AV	15.57768G	46.28	54.00	-7.72	30.39	3	Vertical	307	1.43	-	38.62	9.26	31.99

802.11ac VHT40-BF_Nss1,(MCS0)_2TX

17/01/2020

5190MHz_TX



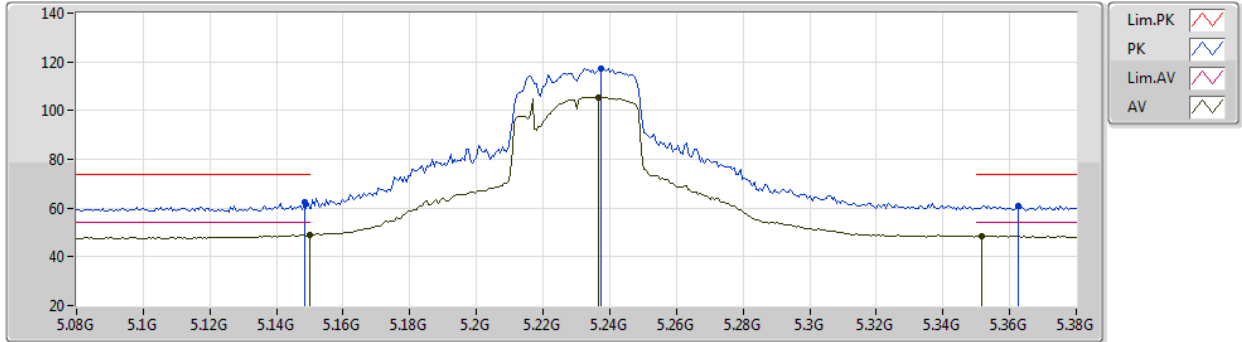
EUT_Z_2TX
Setting 21
02-A-K-3

Type	Freq (Hz)	Level (dBuV/m)	Limit (dBuV/m)	Margin (dB)	Raw (dBuV)	Dist (m)	Condition	Azimuth (°)	Height (m)	Comment	AF (dB)	CL (dB)	PA (dB)
PK	15.57736G	59.21	74.00	-14.79	43.31	3	Horizontal	353	1.05	-	38.63	9.26	31.99
AV	15.5678G	46.38	54.00	-7.62	30.45	3	Horizontal	353	1.05	-	38.65	9.26	31.98

802.11ac VHT40-BF_Nss1,(MCS0)_2TX

17/01/2020

5230MHz_TX



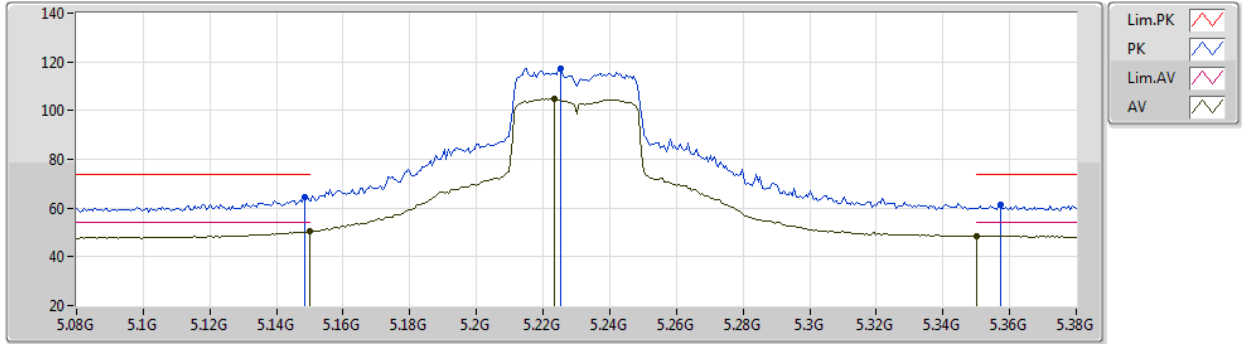
EUT Z_2TX
Setting 25
02-A-K-3-10

Type	Freq (Hz)	Level (dBuV/m)	Limit (dBuV/m)	Margin (dB)	Raw (dBuV)	Dist (m)	Condition	Azimuth (°)	Height (m)	Comment	AF (dB)	CL (dB)	PA (dB)
PK	5.1484G	62.26	74.00	-11.74	53.12	3	Vertical	12	2.93	-	33.55	5.97	30.38
AV	5.15G	48.96	54.00	-5.04	39.82	3	Vertical	12	2.93	-	33.55	5.97	30.38
PK	5.2372G	117.44	Inf	-Inf	108.16	3	Vertical	12	2.93	-	33.67	6.02	30.41
AV	5.2366G	105.56	Inf	-Inf	96.28	3	Vertical	12	2.93	-	33.67	6.02	30.41
PK	5.3626G	61.10	74.00	-12.90	51.62	3	Vertical	12	2.93	-	33.86	6.08	30.46
AV	5.3518G	48.61	54.00	-5.39	39.14	3	Vertical	12	2.93	-	33.85	6.08	30.46

802.11ac VHT40-BF_Nss1,(MCS0)_2TX

17/01/2020

5230MHz_TX



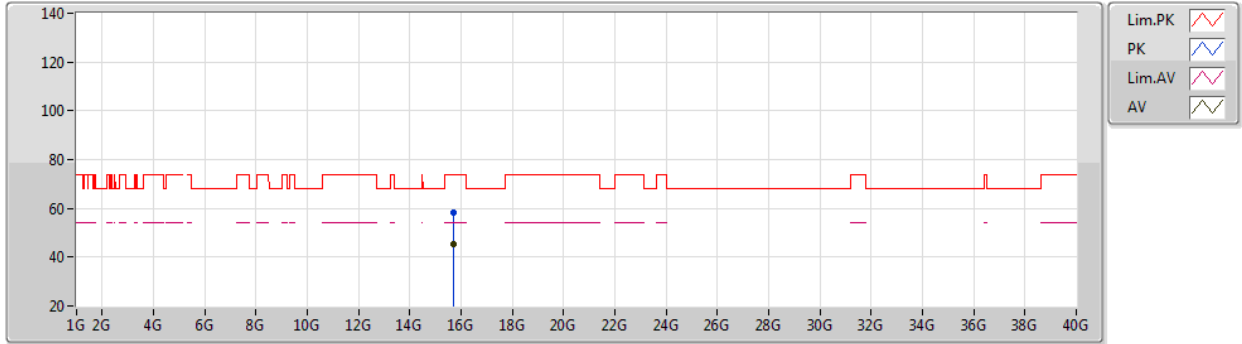
EUT_Z_2TX
Setting 25
02-A-K-3-10

Type	Freq (Hz)	Level (dBuV/m)	Limit (dBuV/m)	Margin (dB)	Raw (dBuV)	Dist (m)	Condition	Azimuth (°)	Height (m)	Comment	AF (dB)	CL (dB)	PA (dB)
PK	5.1484G	64.54	74.00	-9.46	55.40	3	Horizontal	259	2.73	-	33.55	5.97	30.38
AV	5.15G	50.44	54.00	-3.56	41.30	3	Horizontal	259	2.73	-	33.55	5.97	30.38
PK	5.2252G	117.24	Inf	-Inf	107.99	3	Horizontal	259	2.73	-	33.65	6.01	30.41
AV	5.2234G	104.66	Inf	-Inf	95.41	3	Horizontal	259	2.73	-	33.65	6.01	30.41
PK	5.3572G	61.27	74.00	-12.73	51.79	3	Horizontal	259	2.73	-	33.86	6.08	30.46
AV	5.35G	48.51	54.00	-5.49	39.04	3	Horizontal	259	2.73	-	33.85	6.07	30.45

802.11ac VHT40-BF_Nss1,(MCS0)_2TX

17/01/2020

5230MHz_TX



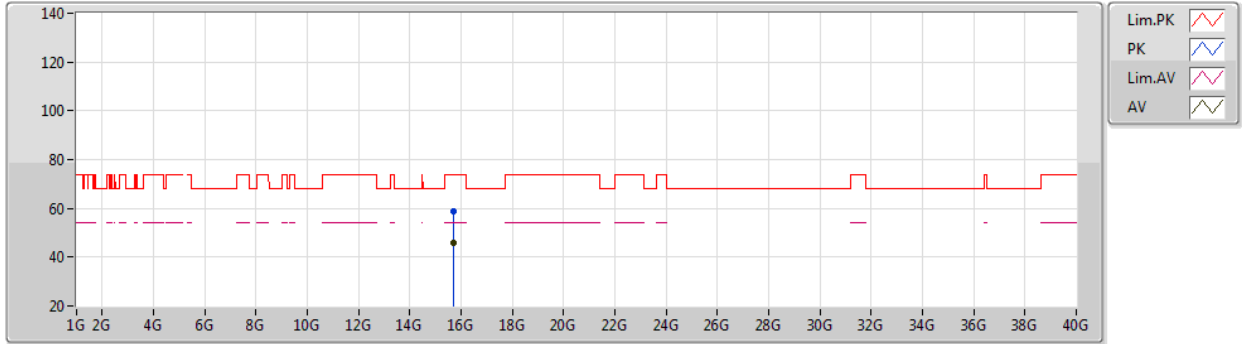
EUT_Z_2TX
Setting 25
02-A-K-3

Type	Freq (Hz)	Level (dBuV/m)	Limit (dBuV/m)	Margin (dB)	Raw (dBuV)	Dist (m)	Condition	Azimuth (°)	Height (m)	Comment	AF (dB)	CL (dB)	PA (dB)
PK	15.6897G	58.47	74.00	-15.53	42.88	3	Vertical	32	1.36	-	38.30	9.30	32.01
AV	15.6919G	45.54	54.00	-8.46	29.96	3	Vertical	32	1.36	-	38.29	9.30	32.01

802.11ac VHT40-BF_Nss1,(MCS0)_2TX

17/01/2020

5230MHz_TX



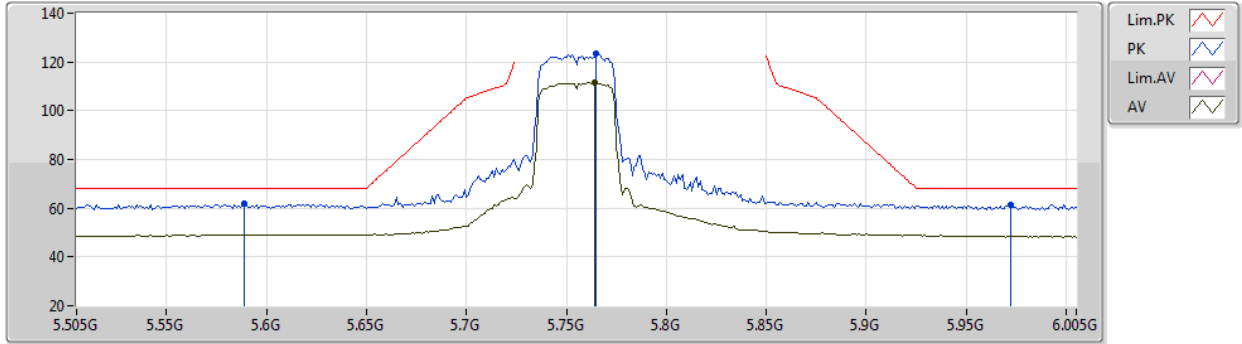
EUT_Z_2TX
Setting 25
02-A-K-3

Type	Freq (Hz)	Level (dBuV/m)	Limit (dBuV/m)	Margin (dB)	Raw (dBuV)	Dist (m)	Condition	Azimuth (°)	Height (m)	Comment	AF (dB)	CL (dB)	PA (dB)
PK	15.69034G	58.62	74.00	-15.38	43.03	3	Horizontal	58	2.03	-	38.30	9.30	32.01
AV	15.69608G	45.74	54.00	-8.26	30.17	3	Horizontal	58	2.03	-	38.28	9.30	32.01

802.11ac VHT40-BF_Nss1,(MCS0)_4TX

17/01/2020

5755MHz_TX



EUT Z_4TX
Setting 25
02-A-P-2-10

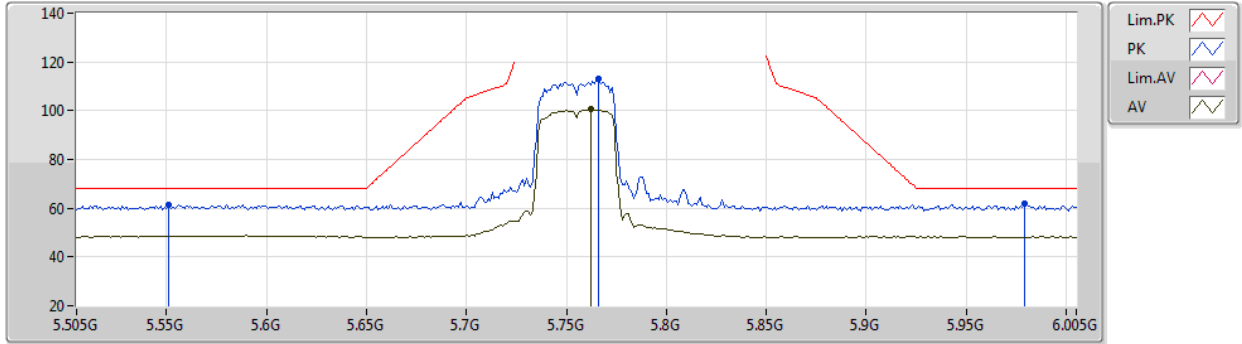
Type	Freq (Hz)	Level (dBuV/m)	Limit (dBuV/m)	Margin (dB)	Raw (dBuV)	Dist (m)	Condition	Azimuth (°)	Height (m)	Comment	AF (dB)	CL (dB)	PA (dB)
PK	5.589G	61.80	68.20	-6.40	52.05	3	Vertical	310	2.27	-	33.99	6.29	30.53
PK	5.765G	123.41	Inf	-Inf	113.80	3	Vertical	310	2.27	-	33.80	6.38	30.57
AV	5.764G	111.70	Inf	-Inf	102.09	3	Vertical	310	2.27	-	33.80	6.38	30.57
PK	5.972G	61.60	68.20	-6.60	51.77	3	Vertical	310	2.27	-	34.14	6.31	30.62



802.11ac VHT40-BF_Nss1,(MCS0)_4TX

17/01/2020

5755MHz_TX



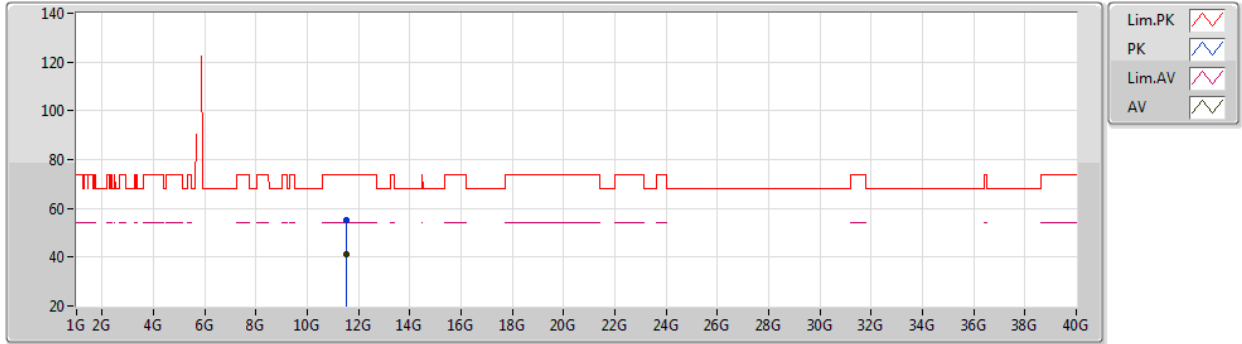
EUT Z_4TX
Setting 25
02-A-P-2-10

Type	Freq (Hz)	Level (dBuV/m)	Limit (dBuV/m)	Margin (dB)	Raw (dBuV)	Dist (m)	Condition	Azimuth (°)	Height (m)	Comment	AF (dB)	CL (dB)	PA (dB)
PK	5.551G	61.52	68.20	-6.68	51.83	3	Horizontal	151	1.36	-	33.95	6.26	30.52
PK	5.766G	112.88	Inf	-Inf	103.27	3	Horizontal	151	1.36	-	33.80	6.38	30.57
AV	5.762G	100.47	Inf	-Inf	90.86	3	Horizontal	151	1.36	-	33.80	6.38	30.57
PK	5.979G	61.83	68.20	-6.37	51.99	3	Horizontal	151	1.36	-	34.16	6.31	30.63

802.11ac VHT40-BF_Nss1,(MCS0)_4TX

17/01/2020

5755MHz_TX



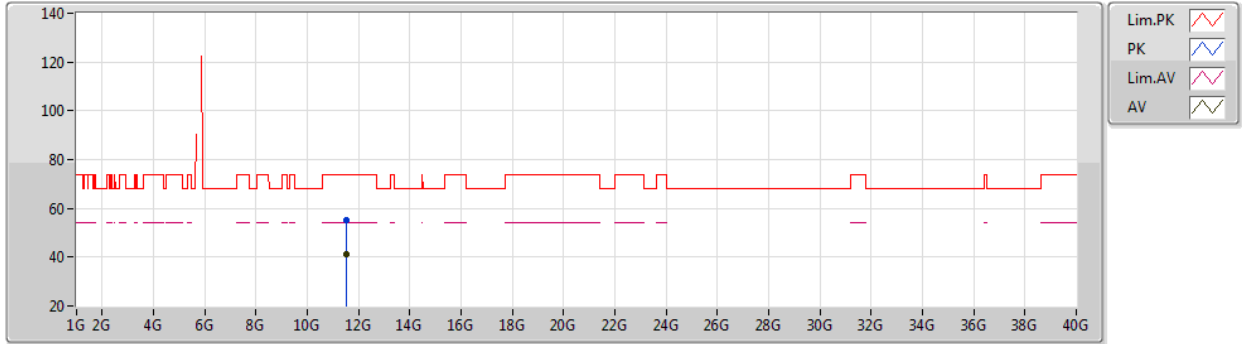
EUT Z_4TX
Setting 25
02-A-P-2

Type	Freq (Hz)	Level (dBuV/m)	Limit (dBuV/m)	Margin (dB)	Raw (dBuV)	Dist (m)	Condition	Azimuth (°)	Height (m)	Comment	AF (dB)	CL (dB)	PA (dB)
PK	11.50812G	55.22	74.00	-18.78	39.16	3	Vertical	283	1.57	-	38.81	8.86	31.61
AV	11.50942G	41.31	54.00	-12.69	25.25	3	Vertical	283	1.57	-	38.81	8.86	31.61

802.11ac VHT40-BF_Nss1,(MCS0)_4TX

17/01/2020

5755MHz_TX



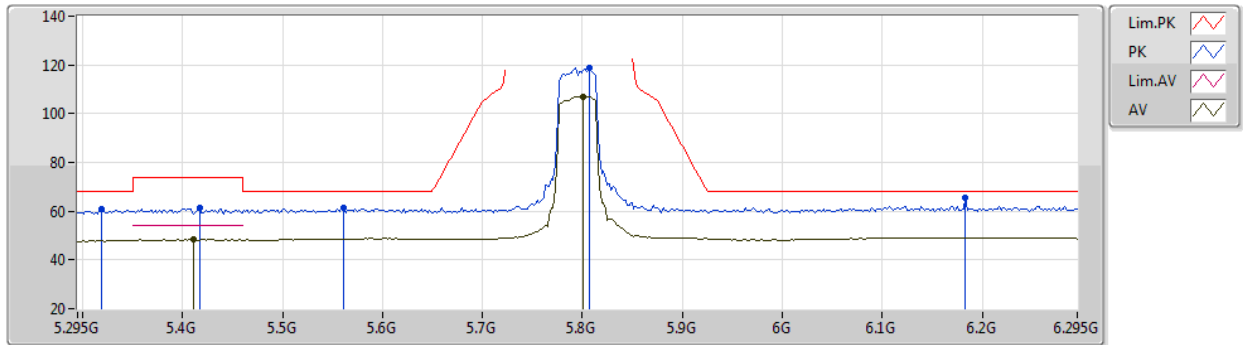
EUT_Z_4TX
Setting 25
02-A-P-2

Type	Freq (Hz)	Level (dBuV/m)	Limit (dBuV/m)	Margin (dB)	Raw (dBuV)	Dist (m)	Condition	Azimuth (°)	Height (m)	Comment	AF (dB)	CL (dB)	PA (dB)
PK	11.51432G	54.99	74.00	-19.01	38.93	3	Horizontal	102	2.23	-	38.81	8.86	31.61
AV	11.51452G	41.36	54.00	-12.64	25.30	3	Horizontal	102	2.23	-	38.81	8.86	31.61

802.11ac VHT40-BF_Nss1,(MCS0)_4TX

17/01/2020

5795MHz_TX



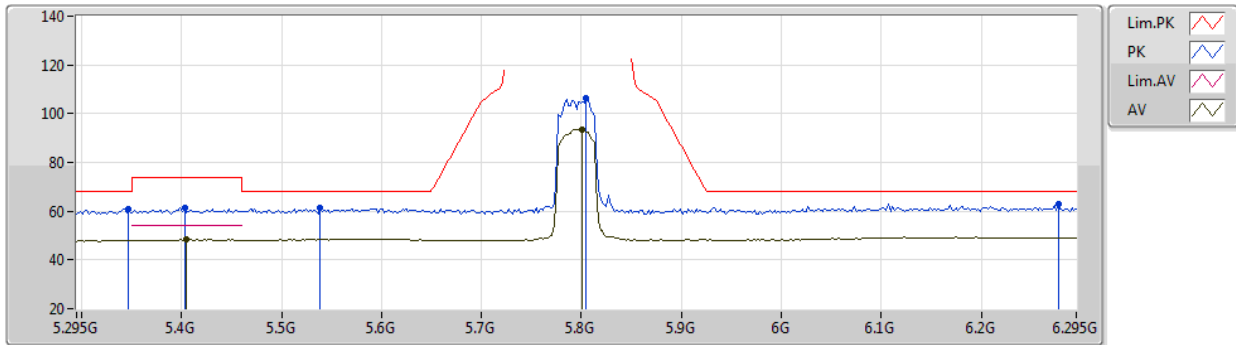
EUT Z_4TX
Setting 21
02-A-P-2-10

Type	Freq (Hz)	Level (dBuV/m)	Limit (dBuV/m)	Margin (dB)	Raw (dBuV)	Dist (m)	Condition	Azimuth (°)	Height (m)	Comment	AF (dB)	CL (dB)	PA (dB)
PK	5.319G	60.94	68.20	-7.26	51.51	3	Vertical	333	2.58	-	33.82	6.06	30.45
PK	5.417G	61.53	74.00	-12.47	51.99	3	Vertical	333	2.58	-	33.90	6.12	30.48
AV	5.411G	48.43	54.00	-5.57	38.89	3	Vertical	333	2.58	-	33.90	6.11	30.47
PK	5.561G	61.50	68.20	-6.70	51.80	3	Vertical	333	2.58	-	33.96	6.26	30.52
PK	5.807G	118.88	Inf	-Inf	109.25	3	Vertical	333	2.58	-	33.81	6.40	30.58
AV	5.801G	107.14	Inf	-Inf	97.52	3	Vertical	333	2.58	-	33.80	6.40	30.58
PK	6.183G	65.52	68.20	-2.68	55.10	3	Vertical	333	2.58	-	34.57	6.58	30.73

802.11ac VHT40-BF_Nss1,(MCS0)_4TX

17/01/2020

5795MHz_TX



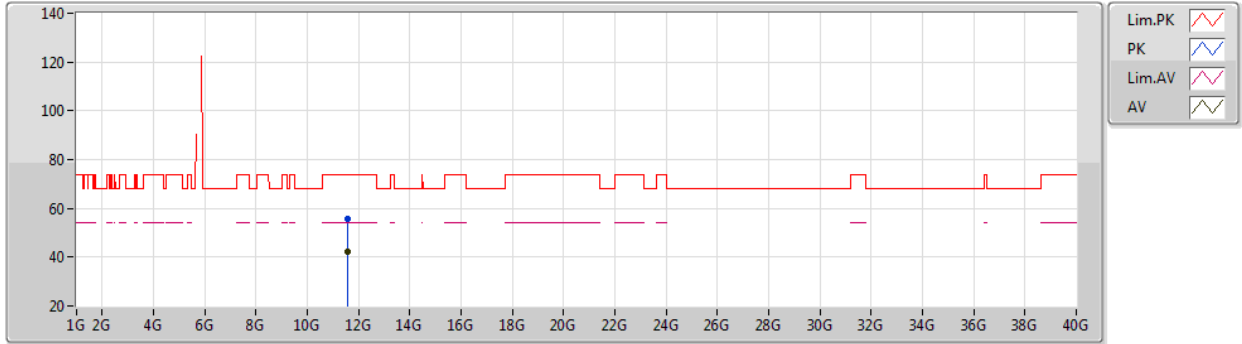
EUT Z_4TX
Setting 21
02-A-P-2-10

Type	Freq (Hz)	Level (dBuV/m)	Limit (dBuV/m)	Margin (dB)	Raw (dBuV)	Dist (m)	Condition	Azimuth (°)	Height (m)	Comment	AF (dB)	CL (dB)	PA (dB)
PK	5.347G	60.66	68.20	-7.54	51.19	3	Horizontal	102	2.11	-	33.85	6.07	30.45
PK	5.403G	61.37	74.00	-12.63	51.84	3	Horizontal	102	2.11	-	33.90	6.10	30.47
AV	5.405G	48.38	54.00	-5.62	38.84	3	Horizontal	102	2.11	-	33.90	6.11	30.47
PK	5.539G	61.14	68.20	-7.06	51.47	3	Horizontal	102	2.11	-	33.94	6.25	30.52
PK	5.805G	106.38	Inf	-Inf	96.75	3	Horizontal	102	2.11	-	33.81	6.40	30.58
AV	5.801G	93.59	Inf	-Inf	83.97	3	Horizontal	102	2.11	-	33.80	6.40	30.58
PK	6.277G	63.04	68.20	-5.16	52.63	3	Horizontal	102	2.11	-	34.52	6.68	30.79

802.11ac VHT40-BF_Nss1,(MCS0)_4TX

17/01/2020

5795MHz_TX



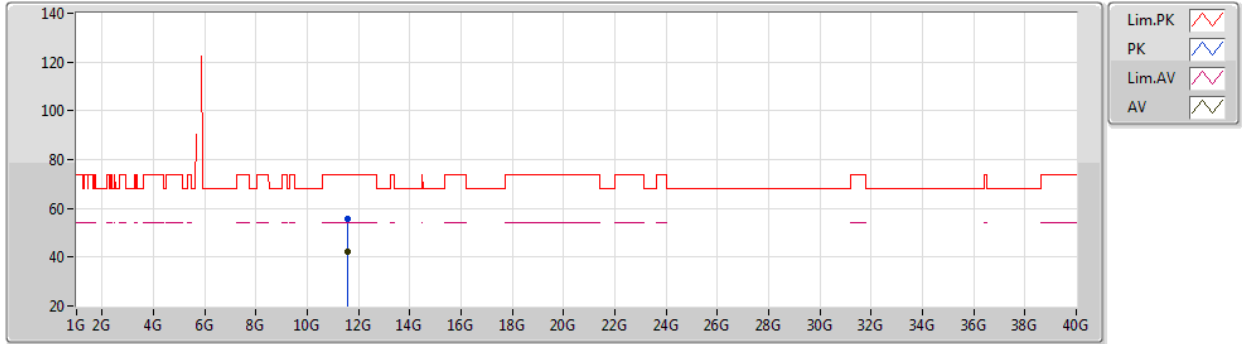
EUT Z_4TX
Setting 21
02-A-P-2

Type	Freq (Hz)	Level (dBuV/m)	Limit (dBuV/m)	Margin (dB)	Raw (dBuV)	Dist (m)	Condition	Azimuth (°)	Height (m)	Comment	AF (dB)	CL (dB)	PA (dB)
PK	11.59304G	55.62	74.00	-18.38	39.50	3	Vertical	156	1.60	-	38.87	8.88	31.63
AV	11.59178G	42.09	54.00	-11.91	25.97	3	Vertical	156	1.60	-	38.87	8.88	31.63

802.11ac VHT40-BF_Nss1,(MCS0)_4TX

17/01/2020

5795MHz_TX



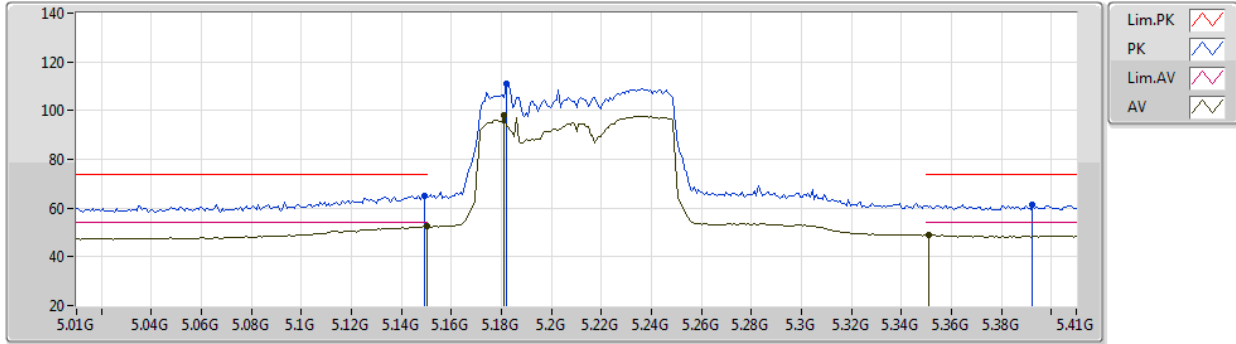
EUT_Z_4TX
Setting 21
02-A-P-2

Type	Freq (Hz)	Level (dBuV/m)	Limit (dBuV/m)	Margin (dB)	Raw (dBuV)	Dist (m)	Condition	Azimuth (°)	Height (m)	Comment	AF (dB)	CL (dB)	PA (dB)
PK	11.59374G	55.62	74.00	-18.38	39.50	3	Horizontal	13	1.73	-	38.87	8.88	31.63
AV	11.5918G	42.05	54.00	-11.95	25.93	3	Horizontal	13	1.73	-	38.87	8.88	31.63

802.11ac VHT80-BF_Nss1,(MCS0)_2TX

17/01/2020

5210MHz_TX



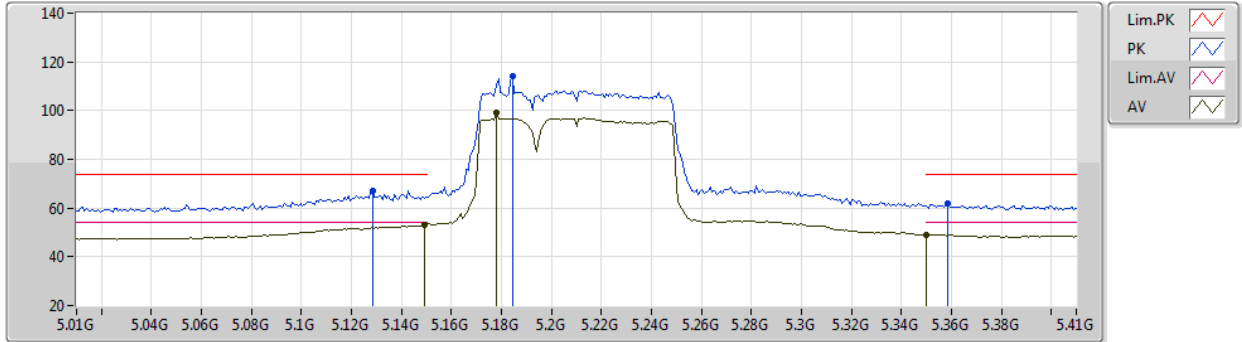
EUT_Z_2TX
Setting 20
02-A-K-3-10

Type	Freq (Hz)	Level (dBuV/m)	Limit (dBuV/m)	Margin (dB)	Raw (dBuV)	Dist (m)	Condition	Azimuth (°)	Height (m)	Comment	AF (dB)	CL (dB)	PA (dB)
PK	5.1492G	65.24	74.00	-8.76	56.10	3	Vertical	10	2.62	-	33.55	5.97	30.38
AV	5.15G	52.49	54.00	-1.51	43.35	3	Vertical	10	2.62	-	33.55	5.97	30.38
PK	5.182G	111.26	Inf	-Inf	102.08	3	Vertical	10	2.62	-	33.58	5.99	30.39
AV	5.1812G	98.18	Inf	-Inf	89.00	3	Vertical	10	2.62	-	33.58	5.99	30.39
PK	5.3924G	61.29	74.00	-12.71	51.77	3	Vertical	10	2.62	-	33.89	6.10	30.47
AV	5.3508G	48.89	54.00	-5.11	39.42	3	Vertical	10	2.62	-	33.85	6.08	30.46

802.11ac VHT80-BF_Nss1,(MCS0)_2TX

17/01/2020

5210MHz_TX



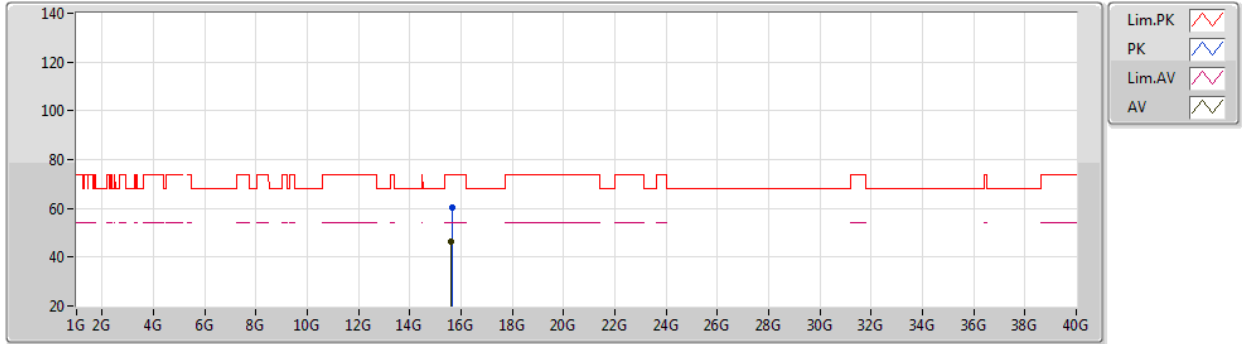
EUT_Z_2TX
Setting 20
02-A-K-3-10

Type	Freq (Hz)	Level (dBuV/m)	Limit (dBuV/m)	Margin (dB)	Raw (dBuV)	Dist (m)	Condition	Azimuth (°)	Height (m)	Comment	AF (dB)	CL (dB)	PA (dB)
PK	5.1284G	67.02	74.00	-6.98	57.91	3	Horizontal	261	2.65	-	33.53	5.96	30.38
AV	5.1492G	53.02	54.00	-0.98	43.88	3	Horizontal	261	2.65	-	33.55	5.97	30.38
PK	5.1844G	114.31	Inf	-Inf	105.14	3	Horizontal	261	2.65	-	33.58	5.99	30.40
AV	5.178G	98.94	Inf	-Inf	89.76	3	Horizontal	261	2.65	-	33.58	5.99	30.39
PK	5.3588G	61.92	74.00	-12.08	52.44	3	Horizontal	261	2.65	-	33.86	6.08	30.46
AV	5.35G	49.17	54.00	-4.83	39.70	3	Horizontal	261	2.65	-	33.85	6.07	30.45

802.11ac VHT80-BF_Nss1,(MCS0)_2TX

17/01/2020

5210MHz_TX



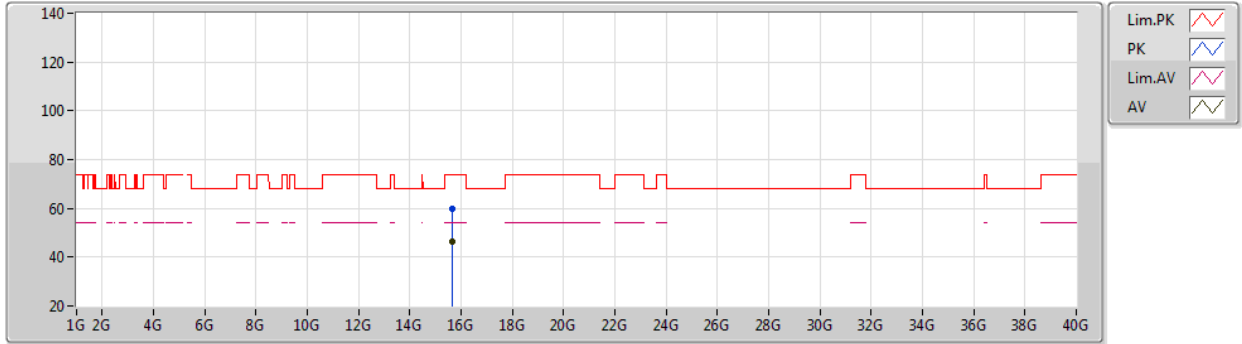
EUT_Z_2TX
Setting 20
02-A-K-3

Type	Freq (Hz)	Level (dBuV/m)	Limit (dBuV/m)	Margin (dB)	Raw (dBuV)	Dist (m)	Condition	Azimuth (°)	Height (m)	Comment	AF (dB)	CL (dB)	PA (dB)
PK	15.6313G	60.10	74.00	-13.90	44.35	3	Vertical	119	1.80	-	38.47	9.28	32.00
AV	15.6296G	46.35	54.00	-7.65	30.60	3	Vertical	119	1.80	-	38.47	9.28	32.00

802.11ac VHT80-BF_Nss1,(MCS0)_2TX

17/01/2020

5210MHz_TX



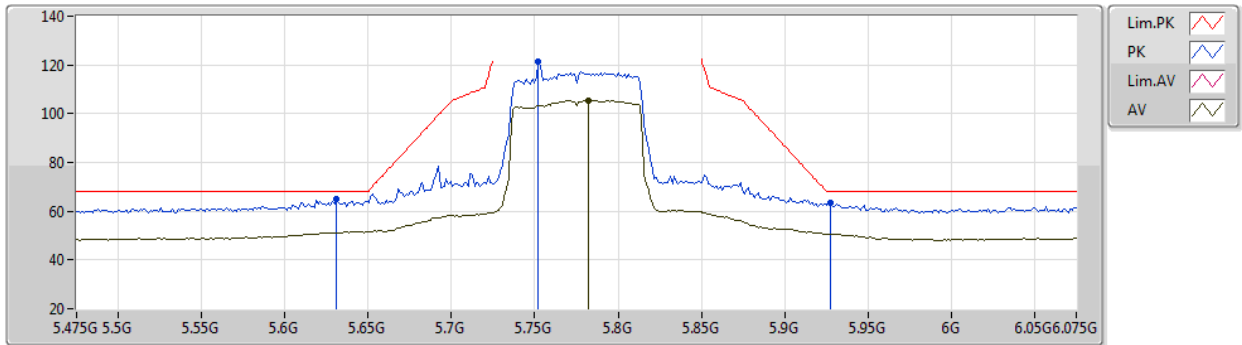
EUT_Z_2TX
Setting 20
02-A-K-3

Type	Freq (Hz)	Level (dBuV/m)	Limit (dBuV/m)	Margin (dB)	Raw (dBuV)	Dist (m)	Condition	Azimuth (°)	Height (m)	Comment	AF (dB)	CL (dB)	PA (dB)
PK	15.6312G	60.08	74.00	-13.92	44.33	3	Horizontal	77	2.03	-	38.47	9.28	32.00
AV	15.6346G	46.37	54.00	-7.63	30.63	3	Horizontal	77	2.03	-	38.46	9.28	32.00

802.11ac VHT80-BF_Nss1,(MCS0)_4TX

17/01/2020

5775MHz_TX



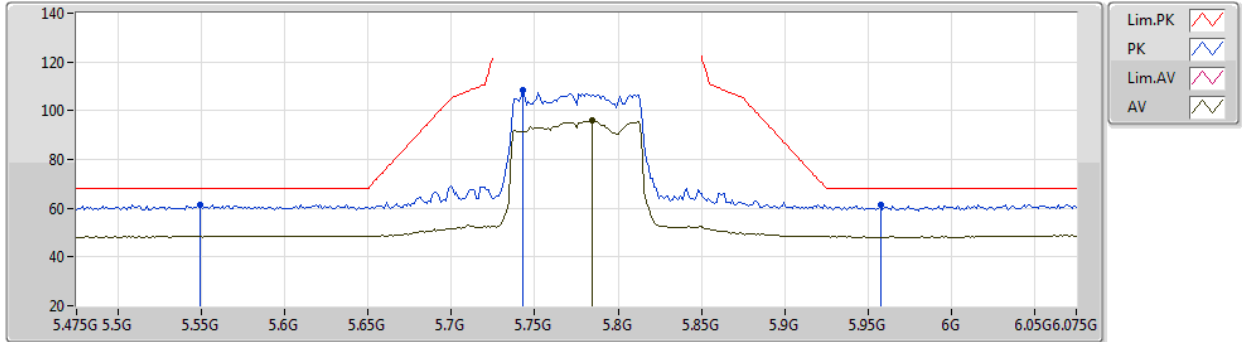
EUT_Z_4TX
Setting 24
02-A-P-2-10

Type	Freq (Hz)	Level (dBuV/m)	Limit (dBuV/m)	Margin (dB)	Raw (dBuV)	Dist (m)	Condition	Azimuth (°)	Height (m)	Comment	AF (dB)	CL (dB)	PA (dB)
PK	5.631G	65.25	68.20	-2.95	55.53	3	Vertical	356	2.69	-	33.94	6.32	30.54
PK	5.7522G	121.35	Inf	-Inf	111.74	3	Vertical	356	2.69	-	33.80	6.38	30.57
AV	5.7822G	105.56	Inf	-Inf	95.95	3	Vertical	356	2.69	-	33.80	6.39	30.58
PK	5.9274G	63.24	68.20	-4.96	53.47	3	Vertical	356	2.69	-	34.05	6.34	30.62

802.11ac VHT80-BF_Nss1,(MCS0)_4TX

17/01/2020

5775MHz_TX



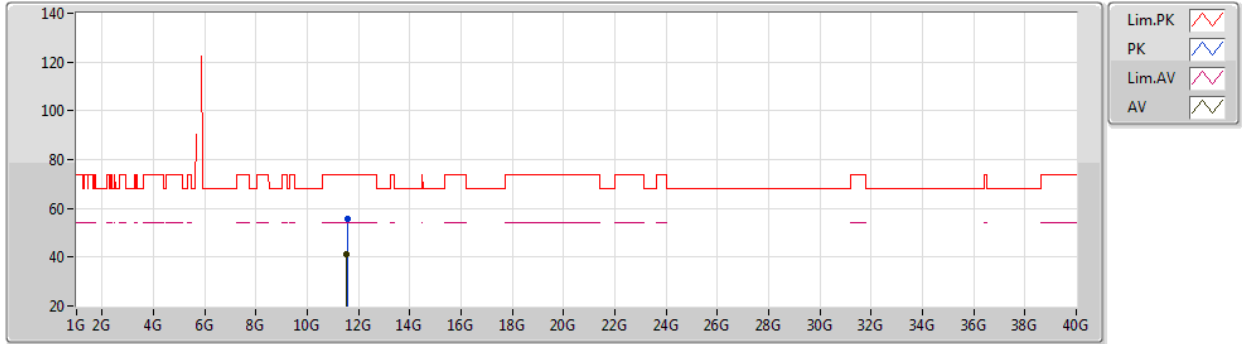
EUT Z_4TX
Setting 24
02-A-P-2-10

Type	Freq (Hz)	Level (dBuV/m)	Limit (dBuV/m)	Margin (dB)	Raw (dBuV)	Dist (m)	Condition	Azimuth (°)	Height (m)	Comment	AF (dB)	CL (dB)	PA (dB)
PK	5.5494G	61.57	68.20	-6.63	51.89	3	Horizontal	78	3.00	-	33.95	6.25	30.52
PK	5.7426G	108.21	Inf	-Inf	98.61	3	Horizontal	78	3.00	-	33.80	6.37	30.57
AV	5.7846G	95.84	Inf	-Inf	86.23	3	Horizontal	78	3.00	-	33.80	6.39	30.58
PK	5.9574G	61.31	68.20	-6.89	51.50	3	Horizontal	78	3.00	-	34.11	6.32	30.62

802.11ac VHT80-BF_Nss1,(MCS0)_4TX

17/01/2020

5775MHz_TX



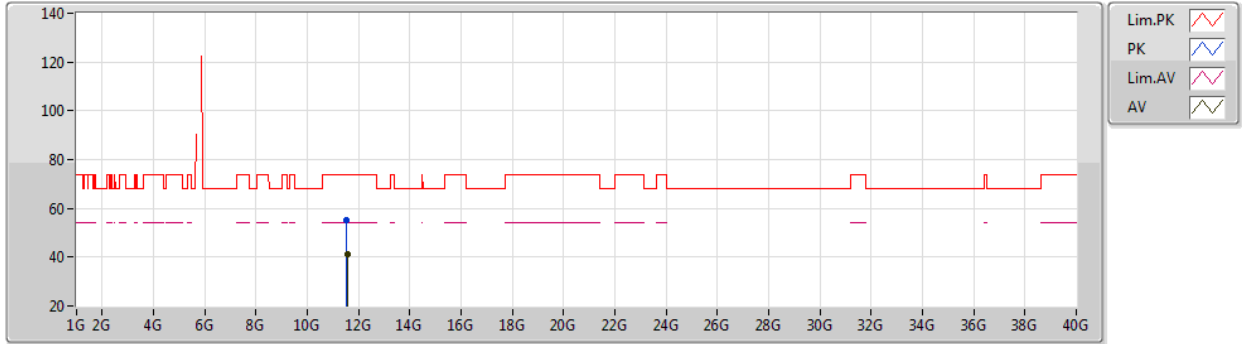
EUT Z_4TX
Setting 24
02-A-P-2

Type	Freq (Hz)	Level (dBuV/m)	Limit (dBuV/m)	Margin (dB)	Raw (dBuV)	Dist (m)	Condition	Azimuth (°)	Height (m)	Comment	AF (dB)	CL (dB)	PA (dB)
PK	11.5496G	55.50	74.00	-18.50	39.41	3	Vertical	183	1.11	-	38.84	8.87	31.62
AV	11.54524G	41.46	54.00	-12.54	25.37	3	Vertical	183	1.11	-	38.84	8.87	31.62

802.11ac VHT80-BF_Nss1,(MCS0)_4TX

17/01/2020

5775MHz_TX

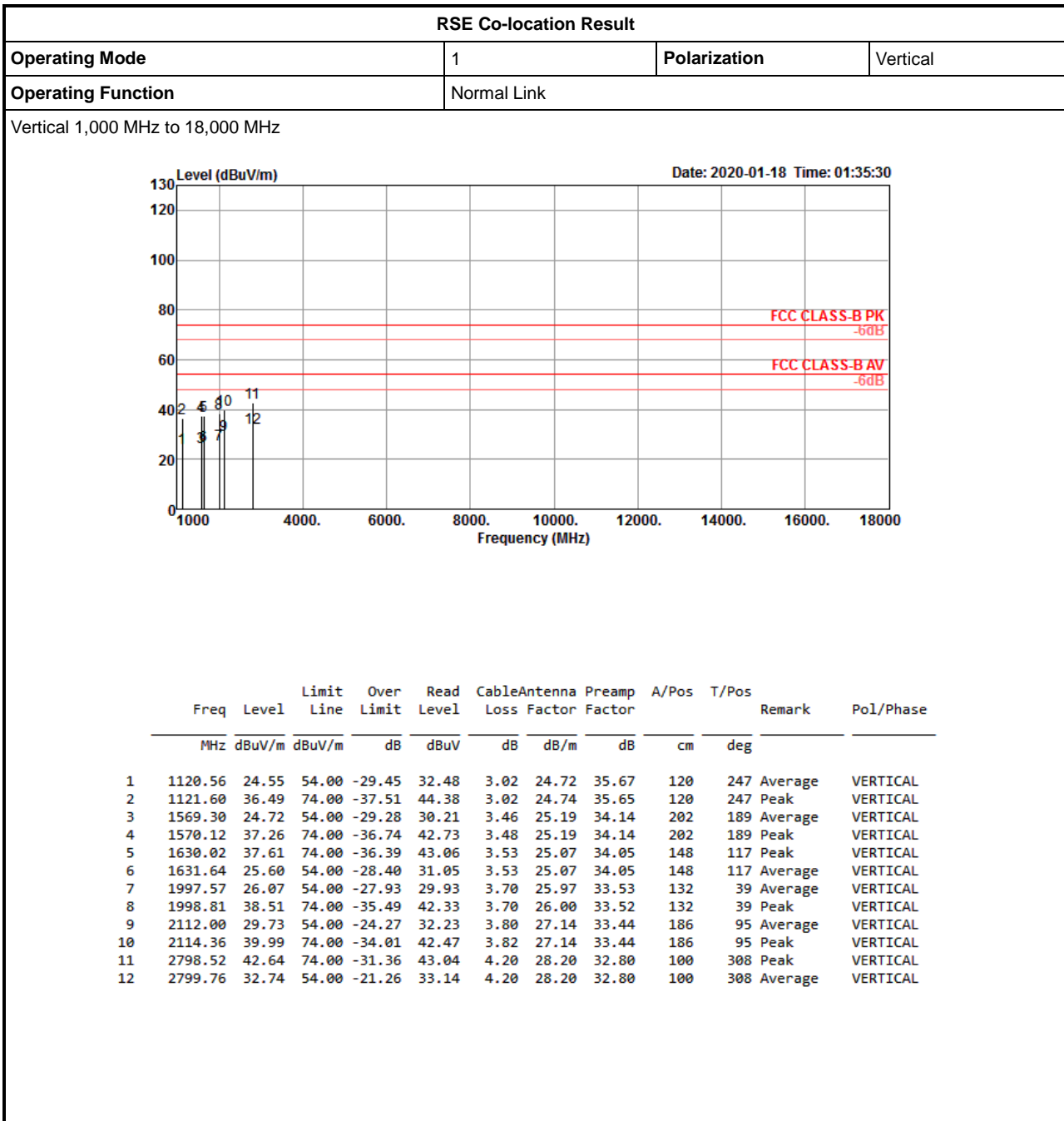


EUT_Z_4TX
Setting 24
02-A-P-2

Type	Freq (Hz)	Level (dBuV/m)	Limit (dBuV/m)	Margin (dB)	Raw (dBuV)	Dist (m)	Condition	Azimuth (°)	Height (m)	Comment	AF (dB)	CL (dB)	PA (dB)
PK	11.54898G	54.96	74.00	-19.04	38.87	3	Horizontal	139	1.74	-	38.84	8.87	31.62
AV	11.55422G	41.42	54.00	-12.58	25.33	3	Horizontal	139	1.74	-	38.84	8.87	31.62



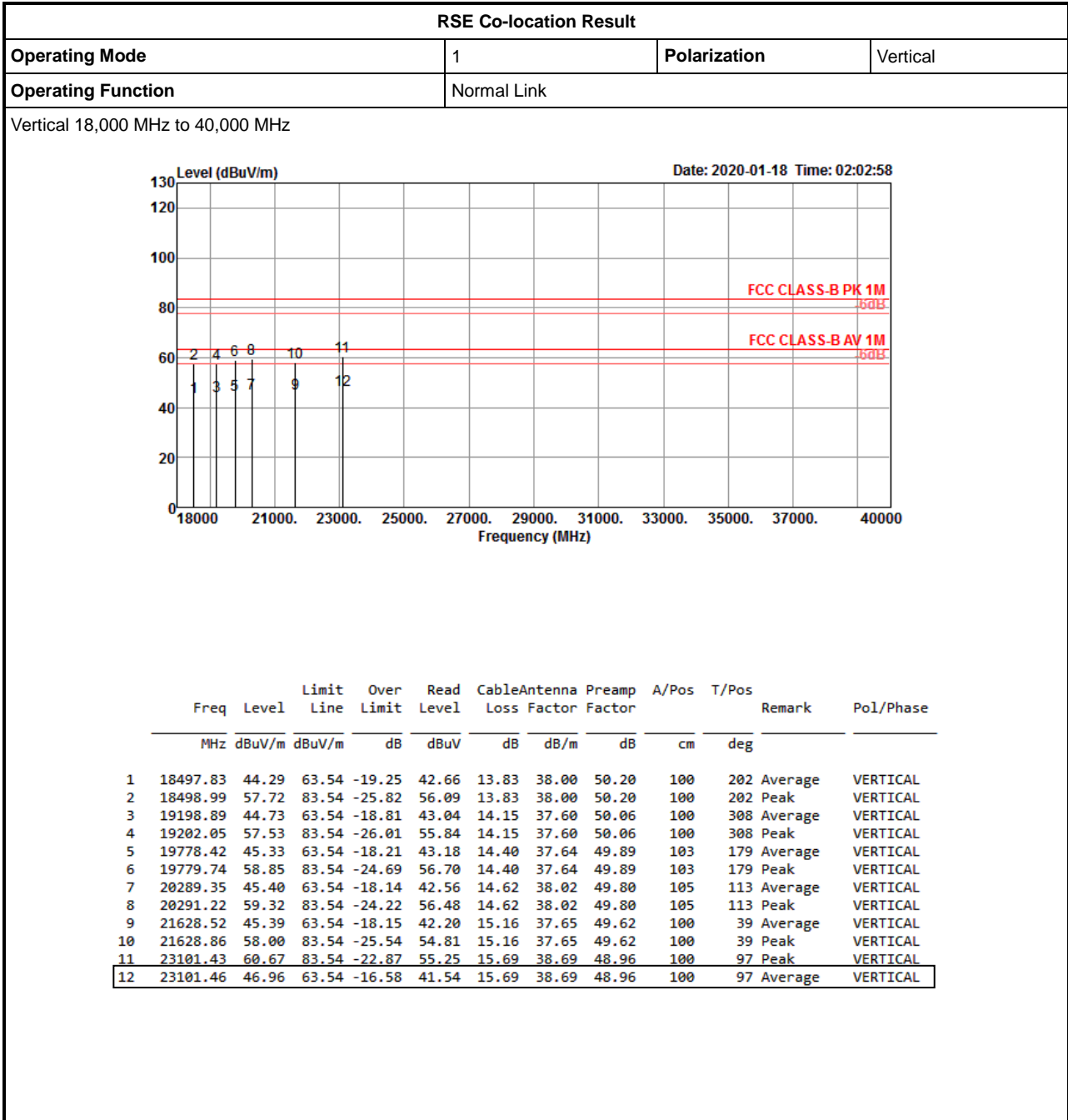
RSE Co-location Result





RSE Co-location Result

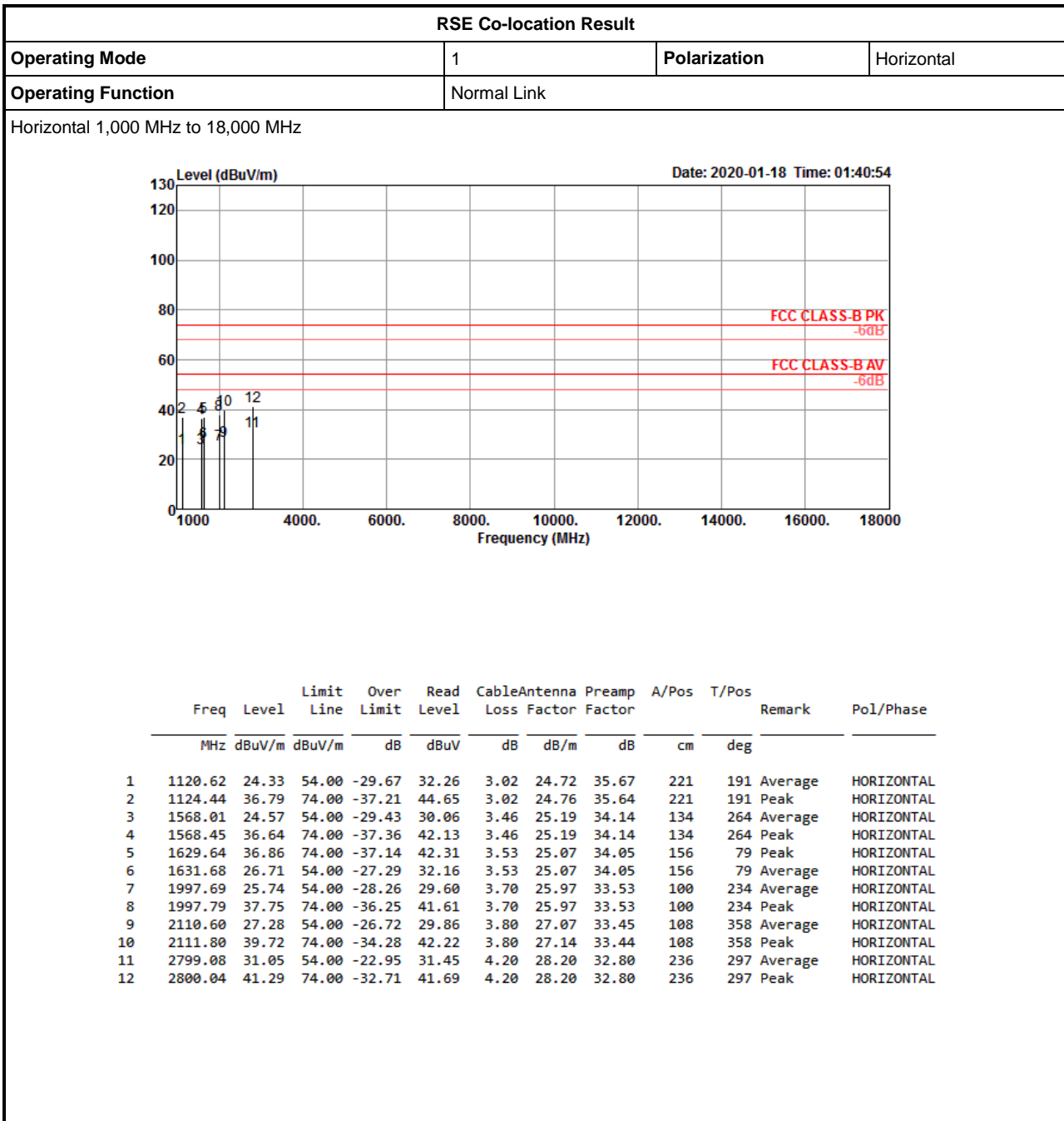
Appendix F





RSE Co-location Result

Appendix F





RSE Co-location Result

Appendix F

