


9. SETUP PHOTOS

RADIATED RF MEASUREMENT SETUP




A1G FRONT PHOTO – LOW BAND



A1G BACK PHOTO – LOW BAND


RADIATED RF MEASUREMENT SETUP



A1G FRONT PHOTO – MID BAND




A1G BACK PHOTO – MID BAND



X-AXIS FRONT PHOTO



Y-AXIS FRONT PHOTO



Z-AXIS FRONT PHOTO

END OF REPORT