

9 EXHIBIT B - TEST SETUP PHOTOGRAPHS


9.1 Radiated Emission below 30 MHz – Front View




9.2 Radiated Emission below 30 MHz – Rear View



9.3 Radiated Emission above 30 MHz – Front View




9.4 Radiated Emission above 30 MHz – Rear View



9.5 AC Line Conducted Emission – Front View



9.6 AC Line Conducted Emission – Side View



9.7 Frequency Stability Testing

