
EUT: DRVEGRD 171 FCC ID: W34UMRRA4AB-A FCC Title 47 CFR Part 95 M Date of issue: 2023-10-10

**Annex acc. to FCC Title 47 CFR Part 95 M
relating to
s.m.s, smart microwave sensors GmbH
DRVEGRD 171**

Annex no. 3 Occupied Bandwidth

**Title 47 - Telecommunication
Part 95 - Personal Radio Services
Subpart M – The 76 – 81 GHz Band Radar Service
Measurement Procedure:
ANSI C63.26-2015**



Test plots – Measured 26 dB Bandwidth

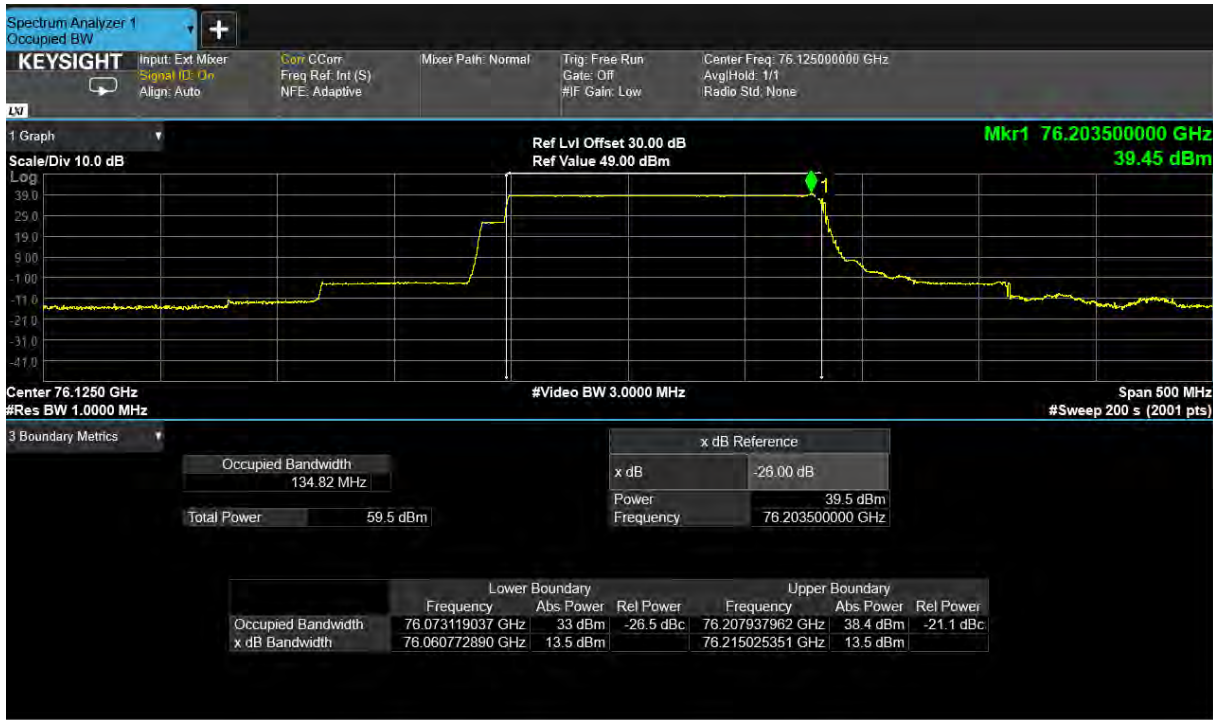
EUT Waveform 0 / Centre frequency 0



EUT Waveform 0 / Centre frequency 1



EUT Waveform 1 / Centre frequency 0



EUT Waveform 1 / Centre frequency 3



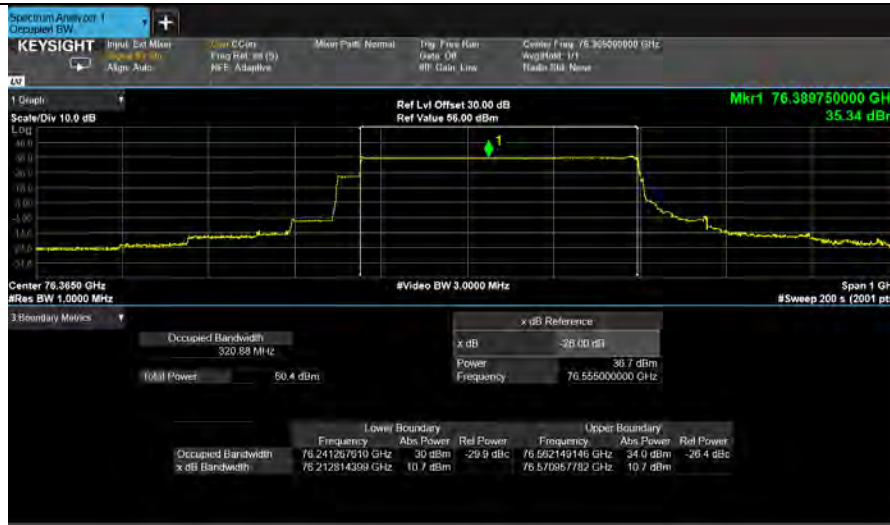
EUT: DRVEGRD 171 FCC ID: W34UMRRA4AB-A FCC Title 47 CFR Part 95 M Date of issue: 2023-10-10

EUT Waveform 2 / Centre frequency 0



Test plots – Frequency stability (EUT Waveform 0 / Centre frequency 0)

99% BW +25°C 24V DC



99% BW +25°C 7V DC

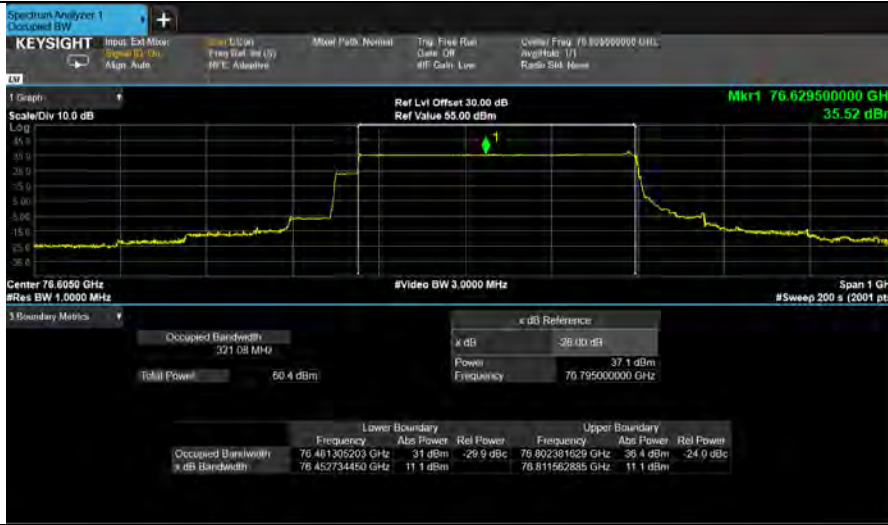


99% BW +25°C 32V DC

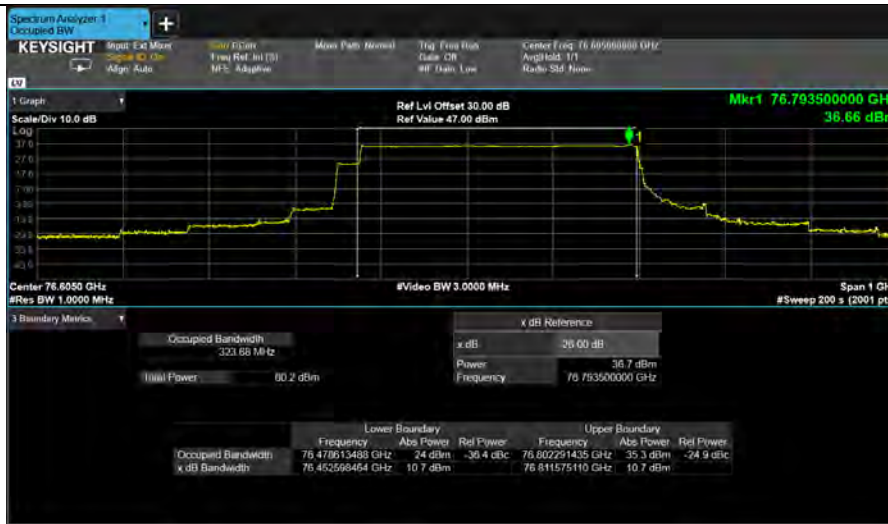


Test plots – Frequency stability (EUT Waveform 0 / Centre frequency 1)

99% BW +25°C 24V DC



99% BW +25°C 7V DC



99% BW +25°C 32V DC



Test plots – Frequency stability (EUT Waveform 1 / Centre frequency 0)

99% BW +25°C 24V DC



99% BW +25°C 7V DC



99% BW +25°C 32V DC



Test plots – Frequency stability (EUT Waveform 1 / Centre frequency 3)

99% BW +25°C 24V DC



99% BW +25°C 7V DC



99% BW +25°C 32V DC



Test plots – Frequency stability (EUT Waveform 2 / Centre frequency 0)

99% BW +25°C 24V DC



99% BW +25°C 7V DC

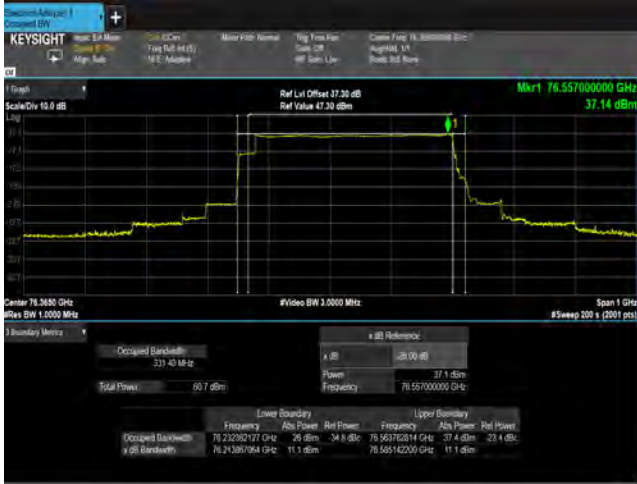


99% BW +25°C 32V DC

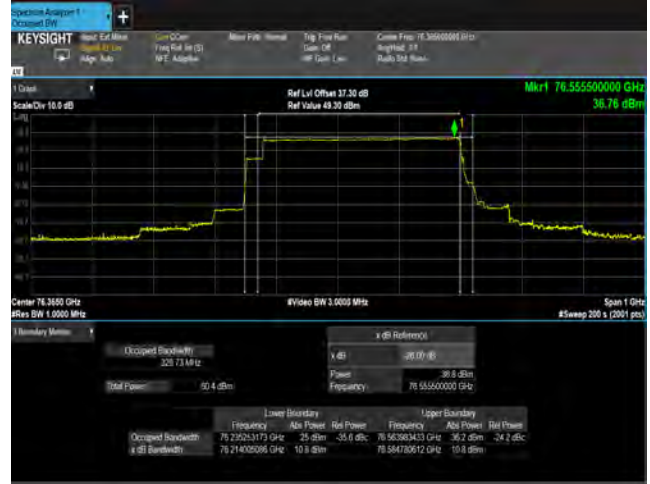


Test plots – Frequency stability (EUT Waveform 0 / Centre frequency 0)

-40°C with 24V DC



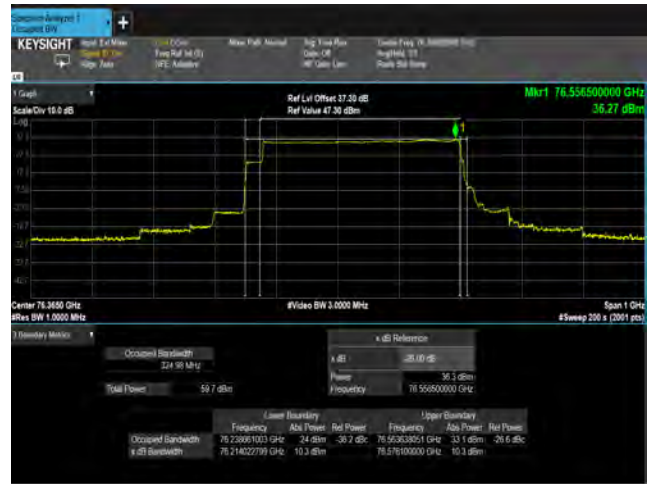
-20°C with 24V DC



-10°C with 24V DC



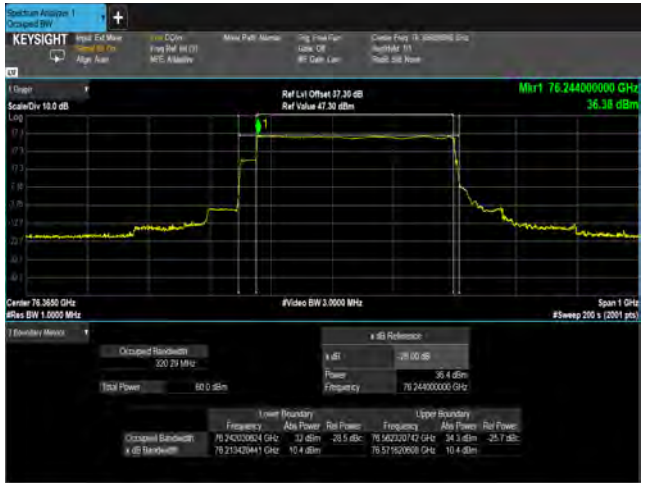
0°C with 24V DC



10°C with 24V DC

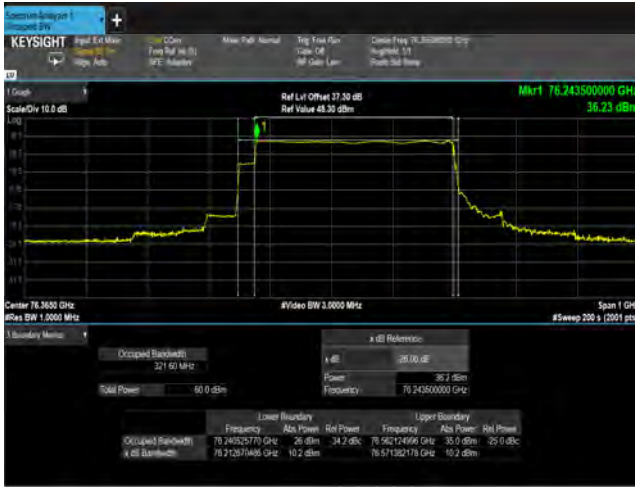


20°C with 24V DC

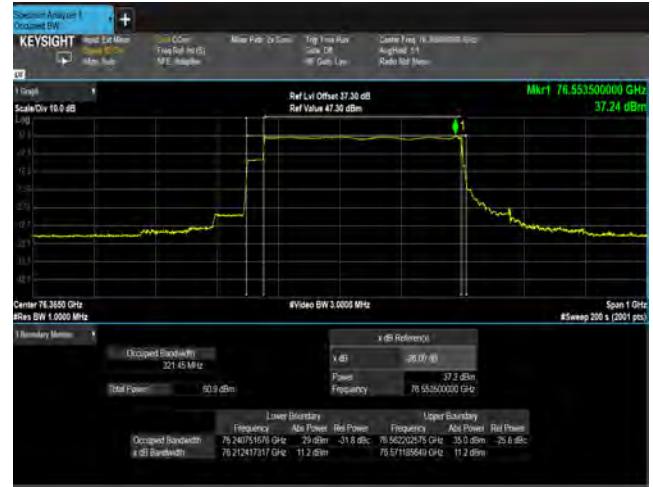


EUT: DRVEGRD 171 FCC ID: W34UMRRA4AB-A FCC Title 47 CFR Part 95 M Date of issue: 2023-10-10

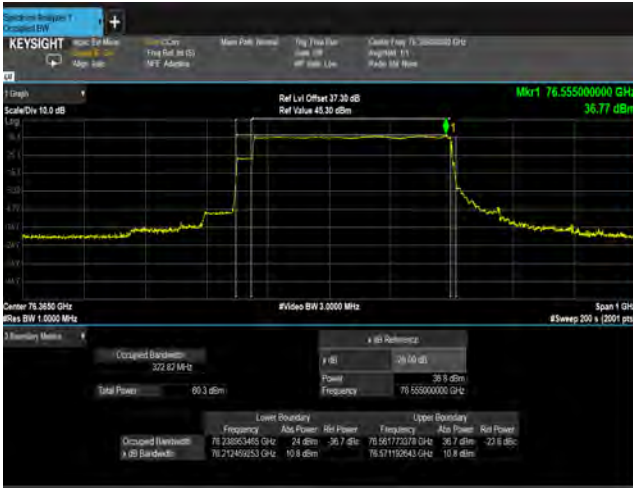
+30°C with 24V DC



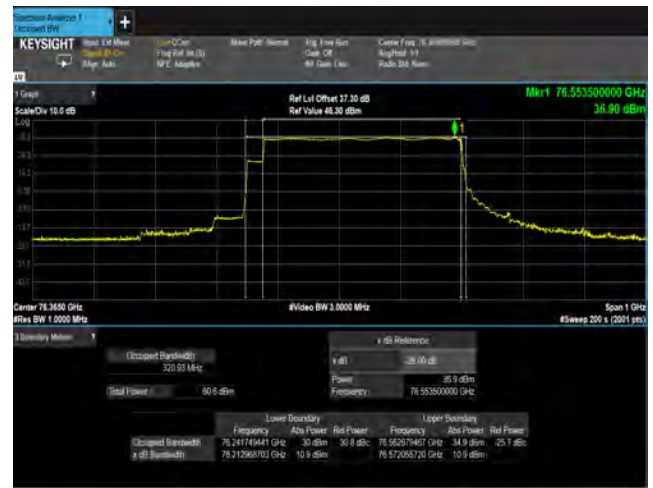
+40°C with 24V DC



+50°C with 24V DC

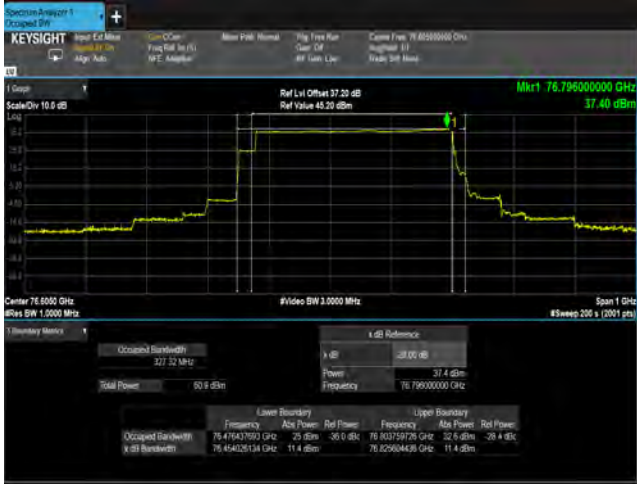


+85°C with 24V DC

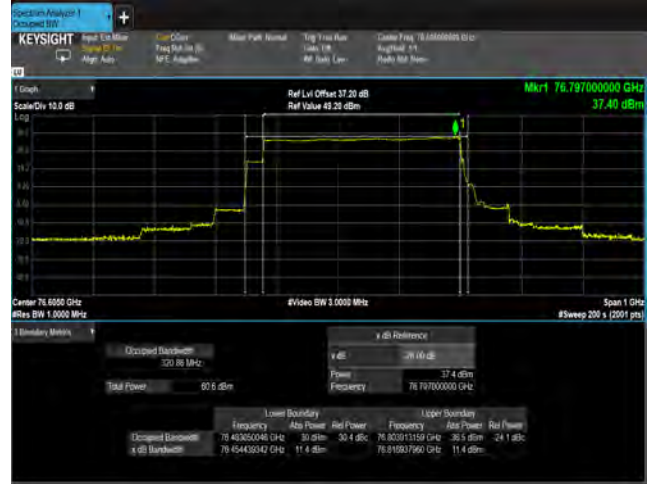


Test plots – Frequency stability (EUT Waveform 0 / Centre frequency 1)

-40°C with 24V DC



-20°C with 24V DC



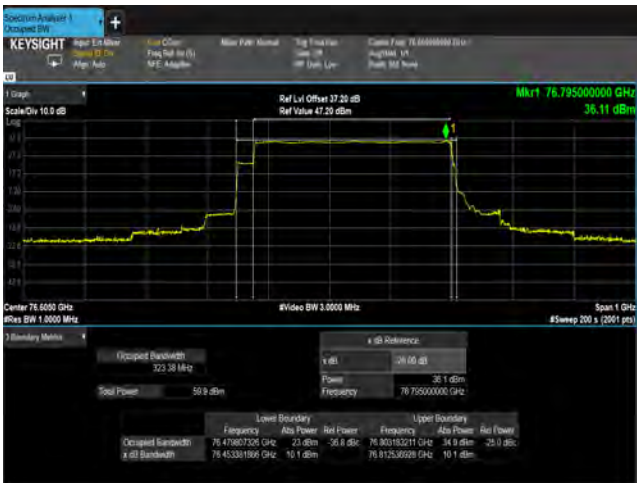
-10°C with 24V DC



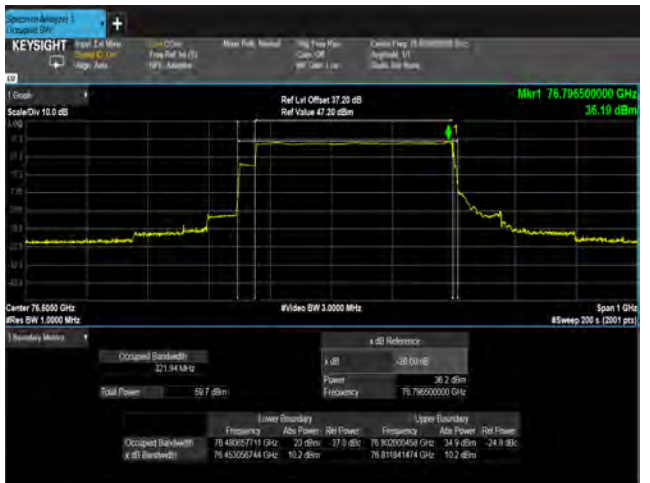
0°C with 24V DC



10°C with 24V DC



20°C with 24V DC

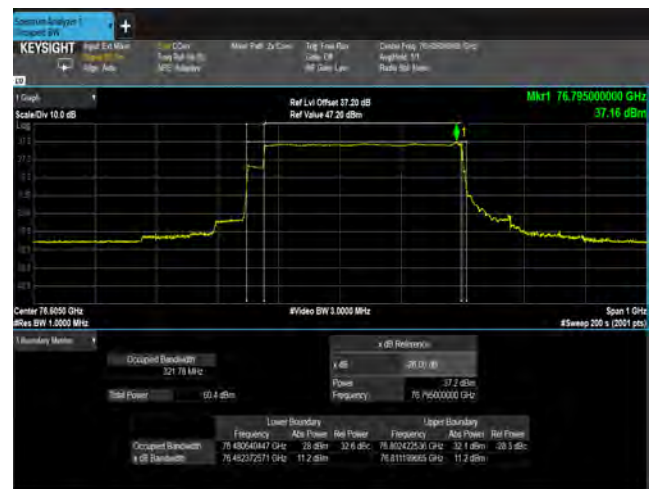


EUT: DRVEGRD 171 FCC ID: W34UMRRA4AB-A FCC Title 47 CFR Part 95 M Date of issue: 2023-10-10

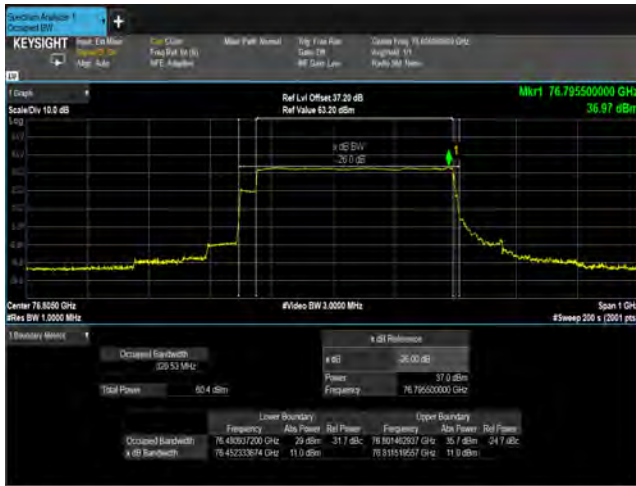
+30°C with 24V DC



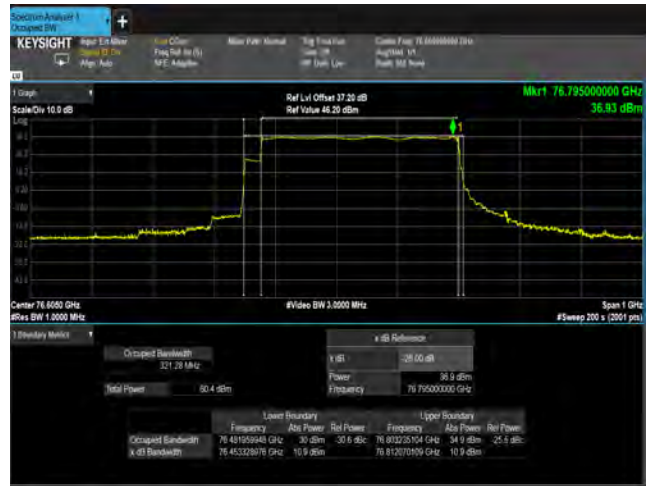
+40°C with 24V DC



+50°C with 24V DC



+85°C with 24V DC

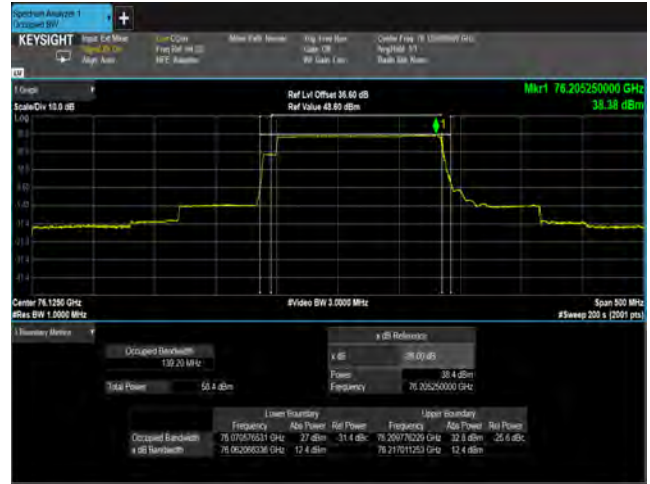


Test plots – Frequency stability (EUT Waveform 1 / Centre frequency 0)

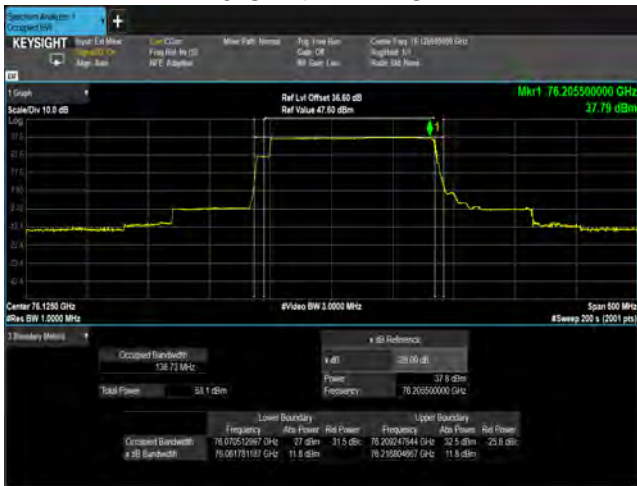
-40°C with 24V DC



-20°C with 24V DC



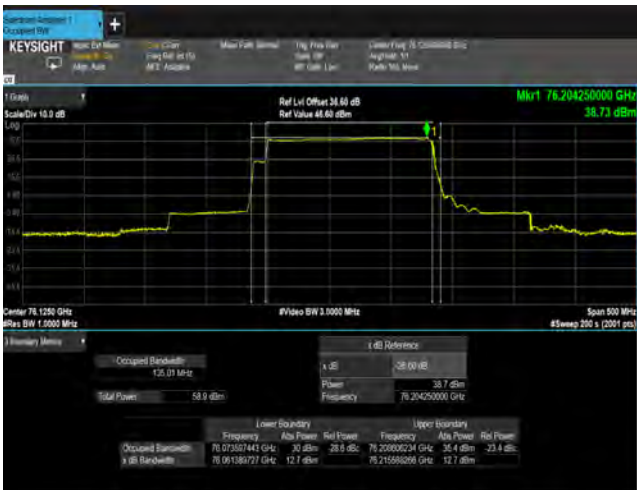
-10°C with 24V DC



0°C with 24V DC



10°C with 24V DC



20°C with 24V DC



EUT: DRVEGRD 171 FCC ID: W34UMRRA4AB-A FCC Title 47 CFR Part 95 M Date of issue: 2023-10-10

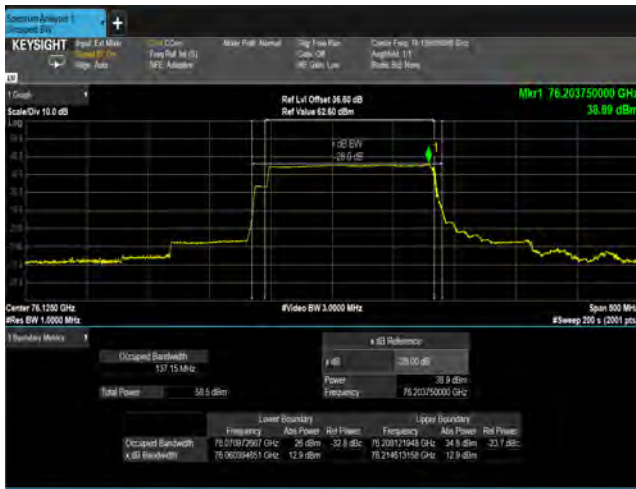
+30°C with 24V DC



+40°C with 24V DC



+50°C with 24V DC

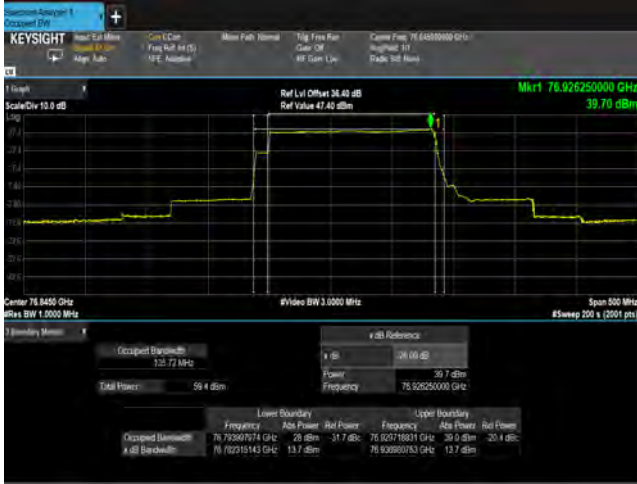


+85°C with 24V DC



Test plots – Frequency stability (EUT Waveform 1 / Centre frequency 3)

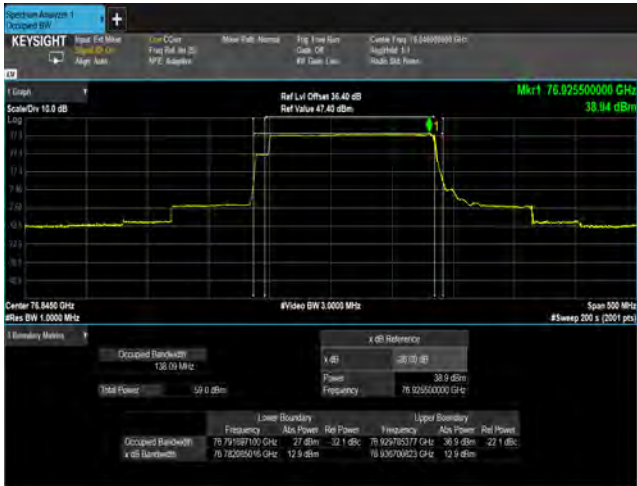
-40°C with 24V DC



-20°C with 24V DC



-10°C with 24V DC



0°C with 24V DC



10°C with 24V DC



20°C with 24V DC



EUT: DRVEGRD 171 FCC ID: W34UMRRA4AB-A FCC Title 47 CFR Part 95 M Date of issue: 2023-10-10

+30°C with 24V DC



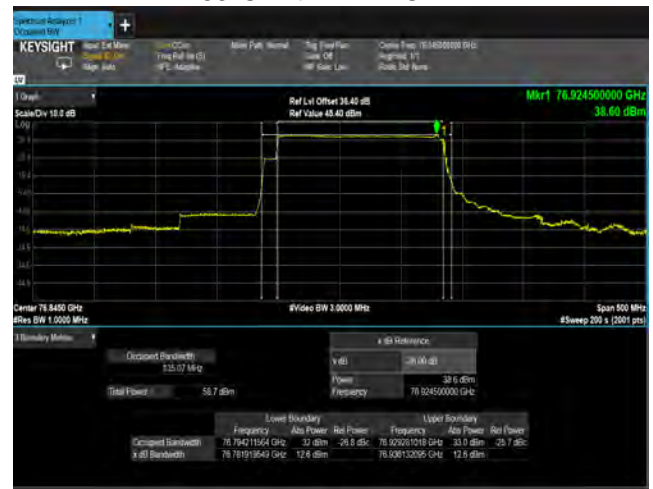
+40°C with 24V DC



+50°C with 24V DC



+85°C with 24V DC



Test plots – Frequency stability (EUT Waveform 2 / Centre frequency 0)

-40°C with 24V DC



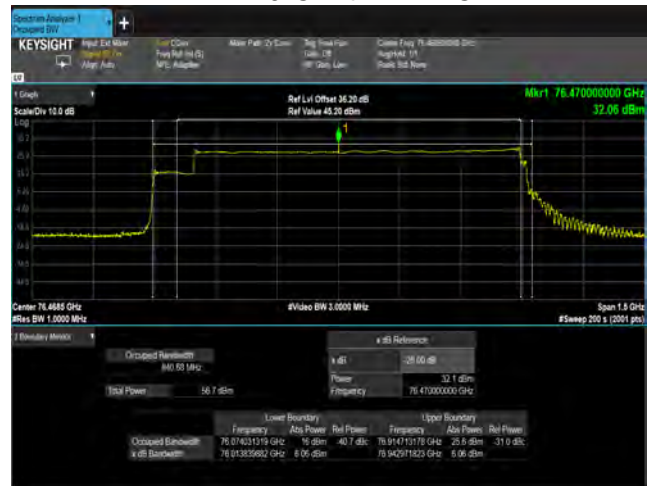
-20°C with 24V DC



-10°C with 24V DC



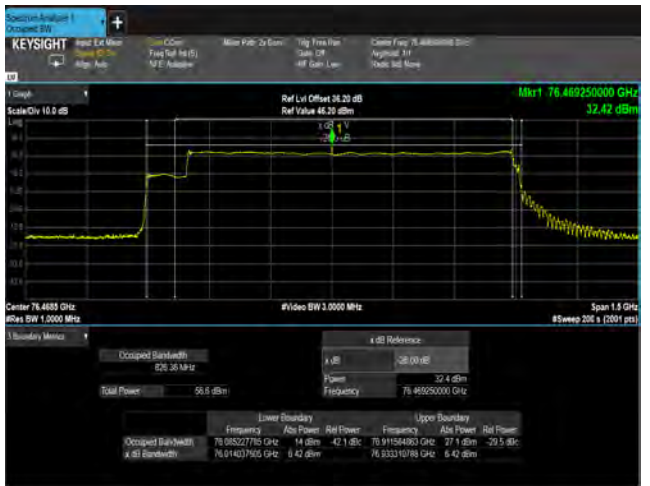
0°C with 24V DC



10°C with 24V DC



20°C with 24V DC



EUT: DRVEGRD 171 FCC ID: W34UMRRA4AB-A FCC Title 47 CFR Part 95 M Date of issue: 2023-10-10

+30°C with 24V DC



+40°C with 24V DC



+50°C with 24V DC



+85°C with 24V DC

