

Project No.: TM-2401000243P
Report No.: TMWK2401000129KR

FCC ID: W2Z-01000016
IC: 7736B-01000016

Page: 1 / 210
Rev.: 00

RADIO TEST REPORT

FCC 47 CFR PART 15 SUBPART E

INDUSTRY CANADA RSS-247

Test Standard	FCC Part 15.407 IC RSS-247 issue 3 and IC RSS-GEN issue 5
Product name	Flat Panel Sensor
Brand Name	FUJIFILM
Model	DR-ID 1284SE, DR-ID 1281SE, DR-ID 1282SE, DR-ID 1283SE, DR-ID 1285SE
Test Result	Pass
Statements of Conformity	Determination of compliance is based on the results of the compliance measurement, not taking into account measurement instrumentation uncertainty.

The test Result was tested by Compliance Certification Services Inc. The test data, data evaluation, test procedures, and equipment configurations shown in this report were given in ANSI C63.10: 2013 and compliance standards.

The test results of this report relate only to the tested sample (EUT) identified in this report.

The test Report of full or partial shall not copy. Without written approval of Compliance Certification Services Inc.(Wugu Laboratory)

Approved by:



Shawn Wu
Supervisor

Unless otherwise stated the results shown in this test report refer only to the sample(s) tested and such sample(s) are retained for 90 days only.
除非另有說明，此報告結果僅對測試之樣品負責，同時此樣品僅保留90天。本報告未經本公司書面許可，不可部份複製。

This document is issued by the Company subject to its General Conditions of Service printed overleaf, available on request or accessible at <http://www.sgs.com.tw/Terms-and-Conditions> and for electronic format documents, subject to Terms and Conditions for Electronic Documents at <http://www.sgs.com.tw/Terms-and-Conditions>. Attention is drawn to the limitation of liability, indemnification and jurisdiction issues defined therein. Any holder of this document is advised that information contained hereon reflects the Company's findings at the time of its intervention only and within the limits of client's instruction, if any. The Company's sole responsibility is to its Client and this document does not exonerate parties to a transaction from exercising all their rights and obligations under the transaction documents. This document cannot be reproduced, except in full, without prior written approval of the Company. Any unauthorized alteration, forgery or falsification of the content or appearance of this document is unlawful and offenders may be prosecuted to the fullest extent of the law.

Revision History

Rev.	Issue Date	Revisions	Effect Page	Revised By
00	April 23, 2024	Initial Issue	ALL	Peggy Tsai



Table of contents

1. GENERAL INFORMATION	4
1.1 EUT INFORMATION	4
1.2 EUT CHANNEL INFORMATION	6
1.3 ANTENNA INFORMATION	7
1.4 MEASUREMENT UNCERTAINTY	8
1.5 FACILITIES AND TEST LOCATION	8
1.6 INSTRUMENT CALIBRATION	9
1.7 SUPPORT AND EUT ACCESSORIES EQUIPMENT	10
1.8 TEST METHODOLOGY AND APPLIED STANDARDS	10
2. TEST SUMMERY	11
3. DESCRIPTION OF TEST MODES	12
3.1 THE WORST MODE OF OPERATING CONDITION	12
3.2 THE WORST MODE OF MEASUREMENT	13
3.3 EUT DUTY CYCLE	14
4. TEST RESULT	17
4.1 AC POWER LINE CONDUCTED EMISSION	17
4.2 26DB BANDWIDTH, 6DB BANDWIDTH AND OCCUPIED BANDWIDTH(99%)	22
4.3 OUTPUT POWER MEASUREMENT	65
4.4 POWER SPECTRAL DENSITY	75
4.5 RADIATION BANDEDGE AND SPURIOUS EMISSION	93
APPENDIX-A TEST PHOTO	A-1

1. GENERAL INFORMATION

1.1 EUT INFORMATION

Applicant	FCC: Fuji Film Corporation 7-3, AKASAKA 9-CHOME, MINATO-KU, Tokyo, 107-0052 Japan IC: FUJIFILM Corporation 9-7-3 Akasaka Minato-ku Tokyo 107-0052 Japan
Manufacturer	FCC: Fuji Film Corporation 7-3, AKASAKA 9-CHOME, MINATO-KU, Tokyo, 107-0052 Japan IC: FUJIFILM Corporation 9-7-3 Akasaka Minato-ku Tokyo 107-0052 Japan
Equipment	Flat Panel Sensor
Model	DR-ID 1284SE, DR-ID 1281SE, DR-ID 1282SE, DR-ID 1283SE, DR-ID 1285SE
Model Discrepancy	Please see remark as below.
Brand Name	FUJIFILM
Received Date	January 16, 2024
Date of Test	January 23 ~ March 12, 2024
Power Supply	1. EUT power from power box / power supply unit: 22-25VDC. 2. EUT power from battery: 11.4VDC.
HW Version	v2
SW Version	v120.253
Serial number	SE-V3-01



Report No.: TMWK2401000129KR

Page: 5 / 210
Rev.: 00

Remark:

1. For more details, please refer to the User's manual of the EUT.
2. Disclaimer: Antenna information is provided by the applicant, test results of this report are applicable to the sample EUT received.
3. Disclaimer: Variant information between/among model numbers is provided by the applicant, test results of this report are applicable to the sample EUT received of main test model name.
4. Model Discrepancy:

Model	Main	Series Model			
	DR-ID 1284SE	DR-ID 1282SE	DR-ID 1283SE	DR-ID 1281SE	DR-ID 1285SE
Power Consumption	45 W	45 W	40W	40 W	40 W
PCB Layout / Circuit Diagram / Components	has 12 gate ICs	has 12 gate ICs	has 12 gate ICs	has 12 gate ICs	has 7 gate ICs
	has 12 ROICs	has 12 ROICs	has 10 ROICs	has 10 ROICs	has 8 ROICs
Size (Width(mm))* Length (mm)* Height (mm)) / Appearance	460*460*15 / 17'X17'	460*460*15 / 17'X17'	460*383*15 / 14'X17'	460*383*15 / 14'X17'	333*282*15 / 10'X12'
Scintillator	CsI	GOS	CsI	GOS	CsI
Antenna	PC143.54.0515A	PC143.54.0515A	PC143.54.0515A	PC143.54.0515A	PC143.54.0515A & PC143.54.0360A

1.2 EUT CHANNEL INFORMATION

Frequency Range	UNII-1	
	IEEE 802.11a	5180 ~ 5240 MHz
	IEEE 802.11n HT 20	5180 ~ 5240 MHz
	IEEE 802.11n HT 40	5190 ~ 5230 MHz
	IEEE 802.11ac VHT 20	5180 ~ 5240 MHz
	IEEE 802.11ac VHT 40	5190 ~ 5230 MHz
	IEEE 802.11ac VHT 80	5210 MHz
	IEEE 802.11ax HE 20	5180 ~ 5240 MHz
	IEEE 802.11ax HE 40	5190 ~ 5230 MHz
	IEEE 802.11ax HE 80	5210 MHz
	UNII-3	
	IEEE 802.11a	5745 ~ 5825 MHz
	IEEE 802.11n HT 20	5745 ~ 5825 MHz
	IEEE 802.11n HT 40	5755 ~ 5795 MHz
	IEEE 802.11ac VHT 20	5745 ~ 5825 MHz
	IEEE 802.11ac VHT 40	5755 ~ 5795 MHz
	IEEE 802.11ac VHT 80	5775 MHz
	IEEE 802.11ax HE 20	5745 ~ 5825 MHz
	IEEE 802.11ax HE 40	5755 ~ 5795 MHz
	IEEE 802.11ax HE 80	5775 MHz
Modulation Type	1. IEEE 802.11a mode: OFDM 2. IEEE 802.11n HT 20 mode: OFDM 3. IEEE 802.11n HT 40 mode: OFDM 4. IEEE 802.11ac VHT 20 mode: OFDM 5. IEEE 802.11ac VHT 40 mode: OFDM 6. IEEE 802.11ac VHT 80 mode: OFDM 7. IEEE 802.11ax HE 20 mode: OFDMA 8. IEEE 802.11ax HE 40 mode: OFDMA 9. IEEE 802.11ax HE 80 mode: OFDMA	

Remark:

1. Refer as ANSI C63.10: 2013 clause 5.6.1 Table 4 for test channels
2. For Canada the EUT Frequency Range 5600~5650MHz will be disabled.

Number of frequencies to be tested		
Frequency range in which device operates	Number of frequencies	Location in frequency range of operation
<input type="checkbox"/> 1 MHz or less	1	Middle
<input type="checkbox"/> 1 MHz to 10 MHz	2	1 near top and 1 near bottom
<input checked="" type="checkbox"/> More than 10 MHz	3	1 near top, 1 near middle, and 1 near bottom

1.3 ANTENNA INFORMATION

Antenna Specification	<input type="checkbox"/> PIFA <input checked="" type="checkbox"/> PCB <input type="checkbox"/> Dipole <input type="checkbox"/> Coils
Antenna Gain	Manufacturer:TAOGLAS (1) PC143.54.0515A Gain: -1.62 dBi (2) PC143.54.0360A Gain: 0.64 dBi
Antenna connector	IPEX MHF4L(M)

Notes:

1. Antenna must use a unique type of connector to attach to the EUT. So the EUT complies with the requirements of §15.203 and RSS-GEN 6.8.
2. Power Directional Gain = $10 \cdot \log \{ [10^{(Ant1/20)} + 10^{(Ant2/20)} + \dots + 10^{(Ant N /20)}]^2 / N \text{ ANT} \}$ dBi

1.4 MEASUREMENT UNCERTAINTY

PARAMETER	UNCERTAINTY
AC Powerline Conducted Emission	± 2.213 dB
Channel Bandwidth	± 2.7 %
RF output power (Spectrum)	± 2.440 dB
Power Spectral density	± 2.739 dB
Radiated Emission_9kHz-30MHz	± 3.761 dB
Radiated Emission_30MHz-200MHz	± 3.473 dB
Radiated Emission_200MHz-1GHz	± 3.946 dB
Radiated Emission_1GHz-6GHz	± 4.797 dB
Radiated Emission_6GHz-18GHz	± 4.803 dB
Radiated Emission_18GHz-26GHz	± 3.459 dB
Radiated Emission_26GHz-40GHz	± 3.297 dB

Remark:

- 1.This uncertainty represents an expanded uncertainty expressed at approximately the 95% confidence level using a coverage factor of k=2
2. ISO/IEC 17025 requires that an estimate of the measurement uncertainties associated with the emissions test results be included in the report.

1.5 FACILITIES AND TEST LOCATION

All measurement facilities used to collect the measurement data are located at

No.11, Wugong 6th Rd., Wugong Dist., New Taipei City, Taiwan.

No. 12, Ln. 116, Wugong 3rd Rd., Wugu Dist., New Taipei City, Taiwan 24803

CAB identifier: TW1309

Test site	Test Engineer	Remark
AC Conduction Room	Tony Chao	-
Radiation	Ray Li, Tony Chao	-
RF Conducted	Marco Chan	-

Remark: The lab has been recognized as the FCC accredited lab. under the KDB 974614 D01 and is listed in the FCC public Access Link (PAL) database, FCC Registration No. :444940, the FCC Designation No.:TW1309

1.6 INSTRUMENT CALIBRATION

Conducted_FCC/IC/NCC (All)					
Name of Equipment	Manufacturer	Model	Serial Number	Calibration Date	Calibration Due
Power Sensor	Anritsu	MA2411B	1911386	2023-07-25	2024-07-24
Power Sensor	Anritsu	MA2411B	1911387	2023-07-25	2024-07-24
Power Meter	Anritsu	ML2496A	2136002	2023-11-16	2024-11-15
EXA Signal Analyzer	Keysight	N9010B	MY55460167	2024-01-03	2025-01-02
Attenuator	Marvelous Microwave Inc	MVE2213-10	08	2023-11-07	2024-11-06
Software	Radio Test Software Ver. 21				

966A_Radiated					
Name of Equipment	Manufacturer	Model	Serial Number	Calibration Date	Calibration Due
Thermo-Hygro Meter	WISEWIND	1206	D07	2023-12-08	2024-12-07
Signal Analyzer	KEYSIGHT	N9010A	MY54200716	2023-10-13	2024-10-12
Bi-Log Antenna	Sunol Sciences	JB3	A030105	2023-08-08	2024-08-07
Preamplifier	EMEC	EM330	060609	2023-02-22	2024-02-21
Cable	Huber+Suhner	104PEA	20995+21000+182330	2023-02-22	2024-02-21
Horn Antenna	ETC	MCTD 1209	DRH13M02003	2023-12-28	2024-12-27
Preamplifier	HP	8449B	3008A00965	2023-12-22	2024-12-21
Cable	EMCI	EMC101G	221213+221011+221012	2023-10-17	2024-10-16
High Pass Filters	Titan Microwave	T04H30001800070S01	22011402-4	2023-06-17	2024-06-16
Horn Antenna	SCHWARZBECK	BBHA9170	1047	2023-12-13	2024-12-12
Pre-Amplifier	EMCI	EMC184045SE	980860	2023-12-12	2024-12-11
Turn Table	CCS	CC-T-1F	N/A	N.C.R	N.C.R
Controller	CCS	CC-C-1F	N/A	N.C.R	N.C.R
Antenna Tower	CCS	CC-A-1F	N/A	N.C.R	N.C.R
Site Validation	CCS	966A	N/A	2023-07-10	2024-07-09
Software	e3 V9-210616c				

Remark:

1. Each piece of equipment is scheduled for calibration once a year.
2. N.C.R. = No Calibration Required.

AC Mains Conduction					
Name of Equipment	Manufacturer	Model	Serial Number	Calibration Date	Calibration Due
EMI Test Receiver	R&S	ESCI	100064	2023-06-07	2024-06-06
LISN	TESEQ	LN2-16N	22012	2023-03-08	2024-03-07
Cable	EMCI	CFD300-NL	CERF	2023-06-27	2024-06-26
Software	e3 V6-110812				

Remark:

1. Each piece of equipment is scheduled for calibration once a year.
2. N.C.R. = No Calibration Required.

1.7 SUPPORT AND EUT ACCESSORIES EQUIPMENT

EUT Accessories Equipment						
No.	Equipment	Brand	Model	Series No.	FCC ID	IC
	N/A					

Support Equipment						
No.	Equipment	Brand	Model	Series No.	FCC ID	IC
1	NB(E)	Lenovo	T460	N/A	N/A	N/A
2	NB(D)	Lenovo	ThinkPad X260	N/A	N/A	N/A
3	Power Supply Unit	Fujifilm	DR-ID 1280 PB	PB-V3-08	N/A	N/A
4	AC Power Cable	Foxconn	2.5m	N/A	N/A	N/A
5	Power Cable	Fujifilm	10m	N/A	N/A	N/A
6	RJ45 cable	I-WIZ	20m	N/A	N/A	N/A

1.8 TEST METHODOLOGY AND APPLIED STANDARDS

The test methodology, setups and results comply with all requirements in accordance with ANSI C63.10:2013, FCC Part 2, FCC Part 15.407, KDB 789033 D02, KDB 905462 D02, RSS-247 Issue 3 and RSS-GEN Issue 5.

2. TEST SUMMERY

IC Standard Sec.	FCC Standard Sec.	Chapter	Test Item	Result
RSS-Gen (6.8)	15.203	1.3	Antenna Requirement	Pass
RSS-Gen (8.8)	15.207	4.1	AC Conducted Emission	Pass
-	15.407(a)	4.2	26dB Bandwidth	Pass
RSS-247(6.2.4.1)	15.407(e)	4.2	6dB Bandwidth	Pass
RSS-Gen (6.7)	2.1049	4.2	Occupied Bandwidth (99%)	Pass
RSS-247(6.2.1.1)	15.407(a)	4.3	Output Power Measurement	Pass
RSS-247(6.2.2.1)	15.407(a)	4.4	Power Spectral Density	Pass
RSS-247(6.2.3.1) RSS-GEN Clause 8.10	15.407(b) 15.205	4.5	Radiation Band Edge	Pass
RSS-247(6.2.4.1) RSS-GEN Clause 8.10	15.407(b) 15.205	4.5	Radiation Spurious Emission	Pass
RSS-247(6.3)	15.407(h)	5	Dynamic Frequency Selection	Pass

3. DESCRIPTION OF TEST MODES

3.1 THE WORST MODE OF OPERATING CONDITION

<p>Operation mode</p>	<ol style="list-style-type: none"> 1. IEEE 802.11a mode: 6Mbps 2. IEEE 802.11n HT 20 mode: MCS0 3. IEEE 802.11n HT 40 mode: MCS0 4. IEEE 802.11ac VHT 20 mode: MCS0 5. IEEE 802.11ac VHT 40 mode: MCS0 6. IEEE 802.11ac VHT 80 mode: MCS0 7. IEEE 802.11ax HE 20 mode: MCS0 8. IEEE 802.11ax HE 40 mode: MCS0 9. IEEE 802.11ax HE 80 mode: MCS0 																																								
<p>Operating Frequency Range & Number of Channels</p>		<table border="1"> <thead> <tr> <th data-bbox="724 824 1054 869">Mode</th> <th data-bbox="1054 824 1404 869">Frequency Range (MHz)</th> </tr> </thead> <tbody> <tr> <td data-bbox="724 869 1054 902">IEEE 802.11a</td> <td data-bbox="1054 869 1404 902">5180, 5220, 5240</td> </tr> <tr> <td data-bbox="724 902 1054 936">IEEE 802.11n HT 20</td> <td data-bbox="1054 902 1404 936">5180, 5220, 5240</td> </tr> <tr> <td data-bbox="724 936 1054 969">IEEE 802.11n HT 40</td> <td data-bbox="1054 936 1404 969">5190, 5230</td> </tr> <tr> <td data-bbox="724 969 1054 1003">IEEE 802.11ac VHT 20</td> <td data-bbox="1054 969 1404 1003">5180, 5220, 5240</td> </tr> <tr> <td data-bbox="724 1003 1054 1037">IEEE 802.11ac VHT 40</td> <td data-bbox="1054 1003 1404 1037">5190, 5230</td> </tr> <tr> <td data-bbox="724 1037 1054 1070">IEEE 802.11ac VHT 80</td> <td data-bbox="1054 1037 1404 1070">5210</td> </tr> <tr> <td data-bbox="724 1070 1054 1104">IEEE 802.11ax HE 20</td> <td data-bbox="1054 1070 1404 1104">5180, 5220, 5240</td> </tr> <tr> <td data-bbox="724 1104 1054 1137">IEEE 802.11ax HE 40</td> <td data-bbox="1054 1104 1404 1137">5190, 5230</td> </tr> <tr> <td data-bbox="724 1137 1054 1171">IEEE 802.11ax HE 80</td> <td data-bbox="1054 1137 1404 1171">5210</td> </tr> <tr> <td data-bbox="724 1171 1054 1205">IEEE 802.11a</td> <td data-bbox="1054 1171 1404 1205">5745, 5785, 5825</td> </tr> <tr> <td data-bbox="724 1205 1054 1238">IEEE 802.11n HT 20</td> <td data-bbox="1054 1205 1404 1238">5745, 5785, 5825</td> </tr> <tr> <td data-bbox="724 1238 1054 1272">IEEE 802.11n HT 40</td> <td data-bbox="1054 1238 1404 1272">5755, 5795</td> </tr> <tr> <td data-bbox="724 1272 1054 1305">IEEE 802.11ac VHT 20</td> <td data-bbox="1054 1272 1404 1305">5745, 5785, 5825</td> </tr> <tr> <td data-bbox="724 1305 1054 1339">IEEE 802.11ac VHT 40</td> <td data-bbox="1054 1305 1404 1339">5755, 5795</td> </tr> <tr> <td data-bbox="724 1339 1054 1373">IEEE 802.11ac VHT 80</td> <td data-bbox="1054 1339 1404 1373">5775</td> </tr> <tr> <td data-bbox="724 1373 1054 1406">IEEE 802.11ax HE 20</td> <td data-bbox="1054 1373 1404 1406">5745, 5785, 5825</td> </tr> <tr> <td data-bbox="724 1406 1054 1440">IEEE 802.11ax HE 40</td> <td data-bbox="1054 1406 1404 1440">5755, 5795</td> </tr> <tr> <td data-bbox="724 1440 1054 1473">IEEE 802.11ax HE 80</td> <td data-bbox="1054 1440 1404 1473">5775</td> </tr> </tbody> </table>	Mode	Frequency Range (MHz)	IEEE 802.11a	5180, 5220, 5240	IEEE 802.11n HT 20	5180, 5220, 5240	IEEE 802.11n HT 40	5190, 5230	IEEE 802.11ac VHT 20	5180, 5220, 5240	IEEE 802.11ac VHT 40	5190, 5230	IEEE 802.11ac VHT 80	5210	IEEE 802.11ax HE 20	5180, 5220, 5240	IEEE 802.11ax HE 40	5190, 5230	IEEE 802.11ax HE 80	5210	IEEE 802.11a	5745, 5785, 5825	IEEE 802.11n HT 20	5745, 5785, 5825	IEEE 802.11n HT 40	5755, 5795	IEEE 802.11ac VHT 20	5745, 5785, 5825	IEEE 802.11ac VHT 40	5755, 5795	IEEE 802.11ac VHT 80	5775	IEEE 802.11ax HE 20	5745, 5785, 5825	IEEE 802.11ax HE 40	5755, 5795	IEEE 802.11ax HE 80	5775	
Mode	Frequency Range (MHz)																																								
IEEE 802.11a	5180, 5220, 5240																																								
IEEE 802.11n HT 20	5180, 5220, 5240																																								
IEEE 802.11n HT 40	5190, 5230																																								
IEEE 802.11ac VHT 20	5180, 5220, 5240																																								
IEEE 802.11ac VHT 40	5190, 5230																																								
IEEE 802.11ac VHT 80	5210																																								
IEEE 802.11ax HE 20	5180, 5220, 5240																																								
IEEE 802.11ax HE 40	5190, 5230																																								
IEEE 802.11ax HE 80	5210																																								
IEEE 802.11a	5745, 5785, 5825																																								
IEEE 802.11n HT 20	5745, 5785, 5825																																								
IEEE 802.11n HT 40	5755, 5795																																								
IEEE 802.11ac VHT 20	5745, 5785, 5825																																								
IEEE 802.11ac VHT 40	5755, 5795																																								
IEEE 802.11ac VHT 80	5775																																								
IEEE 802.11ax HE 20	5745, 5785, 5825																																								
IEEE 802.11ax HE 40	5755, 5795																																								
IEEE 802.11ax HE 80	5775																																								

Remark:

1. EUT pre-scanned data rate of output power for each mode, the worst data rate were recorded in this report.
2. The mode IEEE 802.11n HT20 and HT40 are only different in control messages with IEEE 802.11ac VHT20 and VHT40, and have same power setting. Therefore, the highest power(IEEE 802.11ac VHT20 and VHT40) were test conducted and radiated measurement and recorded in this report.

3.2 THE WORST MODE OF MEASUREMENT

AC Power Line Conducted Emission	
Test Condition	AC Power line conducted emission for line and neutral
Power supply Mode	Mode 1: EUT Power by Power Box (1284SE+10M+1280PB)
Worst Mode	<input checked="" type="checkbox"/> Mode 1 <input type="checkbox"/> Mode 2 <input type="checkbox"/> Mode 3 <input type="checkbox"/> Mode 4

Radiated Emission Measurement Above 1G	
Test Condition	Radiated Emission Above 1G
Power supply Mode	Mode 1: EUT Power by Power Box (1284SE+10M+1280PB)
Worst Mode	<input checked="" type="checkbox"/> Mode 1 <input type="checkbox"/> Mode 2 <input type="checkbox"/> Mode 3 <input type="checkbox"/> Mode 4
Worst Position	<input type="checkbox"/> Placed in fixed position. <input checked="" type="checkbox"/> Placed in fixed position at X-Plane (E2-Plane) <input type="checkbox"/> Placed in fixed position at Y-Plane (E1-Plane) <input type="checkbox"/> Placed in fixed position at Z-Plane (H-Plane)

Radiated Emission Measurement Below 1G	
Test Condition	Radiated Emission Below 1G
Power supply Mode	Mode 1: EUT Power by Power Box (1284SE+10M+1280PB) Mode 2: EUT Power by Power Box (1284SE+20M+1280PB) Mode 3: EUT Power by Power Supply(1284SE+10M+1280MP) Mode 4: EUT Power by Power Supply(1284SE +20M+1280MP) Mode 5: EUT Power by Power Box (1285SE+10M+1280PB) Mode 6: EUT Power by Power Box (1283SE+10M+1280PB)
Worst Mode	<input checked="" type="checkbox"/> Mode 1 <input type="checkbox"/> Mode 2 <input type="checkbox"/> Mode 3 <input type="checkbox"/> Mode 4

Remark:

1. The worst mode was record in this test report.
2. AC power line conducted emission and for below 1G radiation emission were performed the EUT transmit at the highest output power channel as worse case.
3. EUT pre-scanned in three axis ,X,Y, Z and two polarity, for radiated measurement. The worst case(X-Plane) were recorded in this report



Report No.: TMWK2401000129KR

Page: 14 / 210
Rev.: 00

3.3 EUT DUTY CYCLE

Temperature: 16.6 ~ 23.8°C

Test date: January 23 ~ March 12, 2024

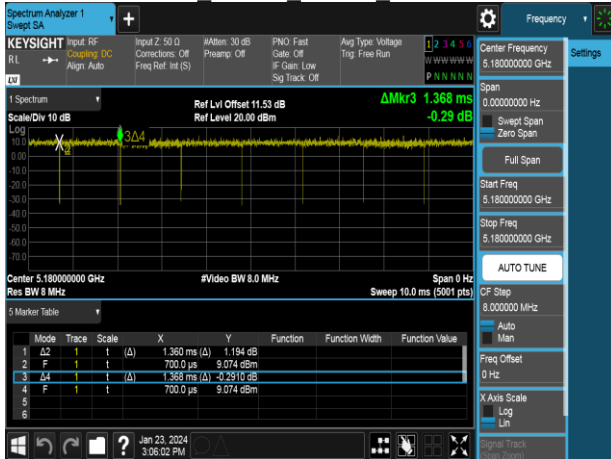
Humidity: 49 ~ 66% RH

Tested by: Marco Chan

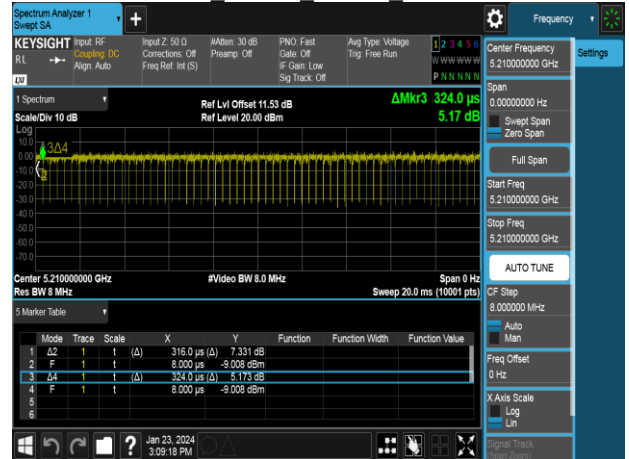
Mode	Duty Cycle (%) =Ton / (Ton+Toff)	Duty Factor (dB) =10*log (1/Duty Cycle)	1/T (kHz)	VBW setting (kHz)	
802.11a	99.42	0.03	0.74	0.01	
802.11n_20	99.53	0.02	0.78	0.01	
802.11ac_20	99.53	0.02	0.78	0.01	
802.11n_40	98.76	0.05	1.57	0.01	
802.11ac_40	98.76	0.05	1.57	0.01	
802.11ac_80	97.53	0.11	3.16	4.00	
Mode	RU Config	Duty Cycle (%) =Ton / (Ton+Toff)	Duty Factor (dB) =10*log (1/Duty Cycle)	1/T (kHz)	VBW setting (kHz)
802.11ax_20	Full	99.40	0.03	1.01	0.01
	26 RU	99.93	0.00	0.00	0.01
	52 RU	99.87	0.01	0.22	0.01
	106 RU	99.73	0.01	0.45	0.01
802.11ax_40	Full	98.86	0.05	1.92	0.01
	242 RU	99.40	0.03	1.01	0.01
802.11ax_80	Full	97.22	0.12	3.57	4.00
	484 RU	98.50	0.07	1.91	0.01

Report No.: TMWK2309003421KR

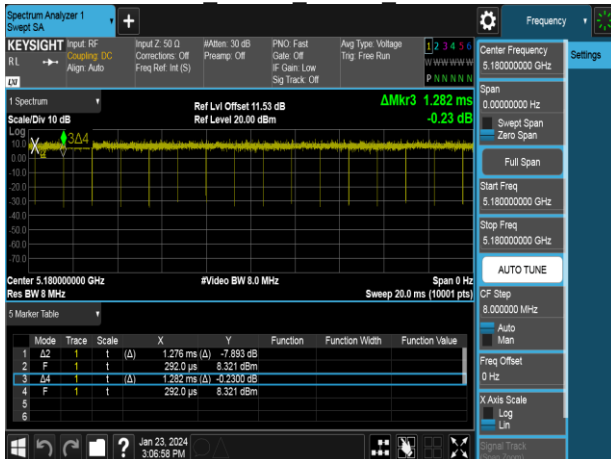
802.11a 20MHz Chain0 5180MHz



802.11ac 80MHz Chain0 5210MHz



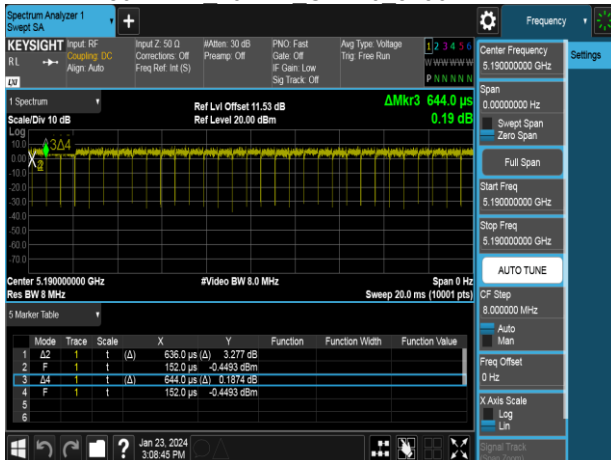
802.11ac 20MHz Chain0 5180MHz



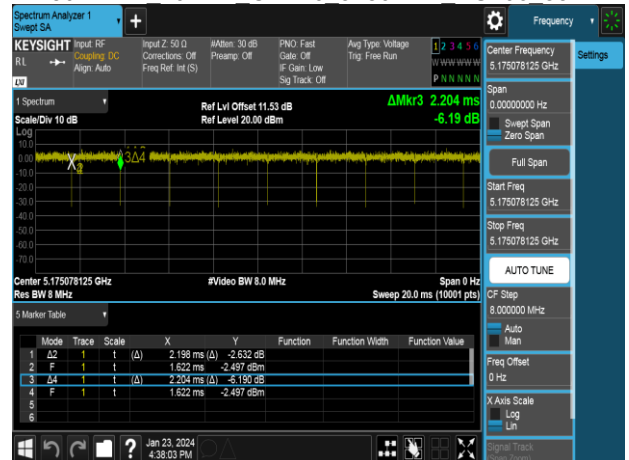
802.11ax 20MHz Chain0 5180MHz



802.11ac 40MHz Chain0 5190MHz



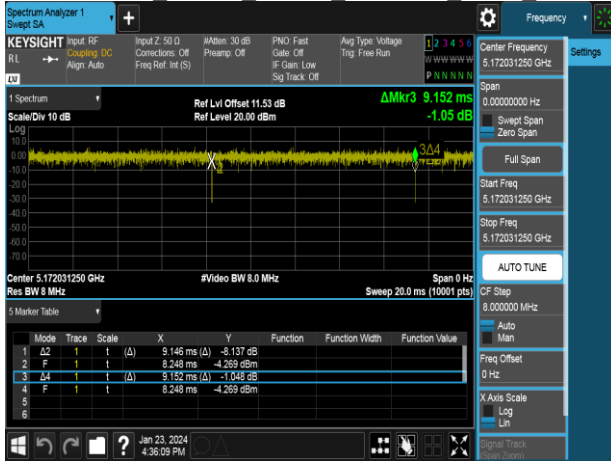
802.11ax 20MHz Chain0 5180MHz RU106 53



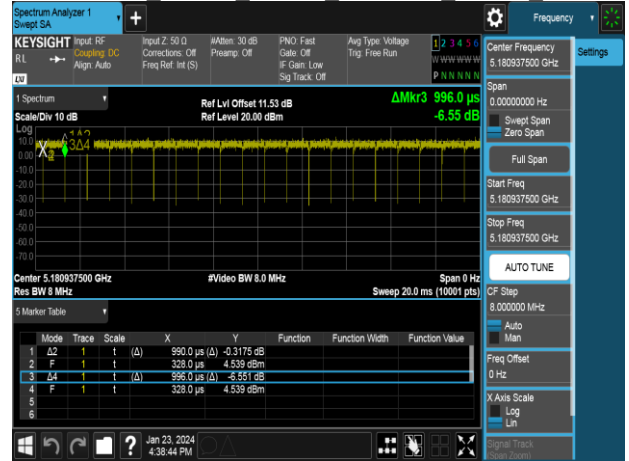


Report No.: TMWK2309003421KR

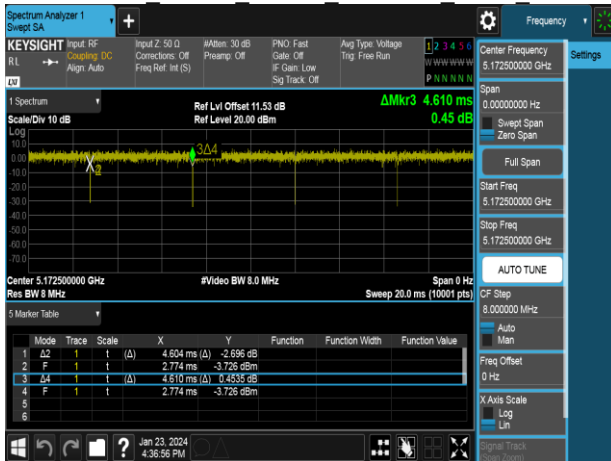
802.11ax 20MHz Chain0 5180MHz RU26 0



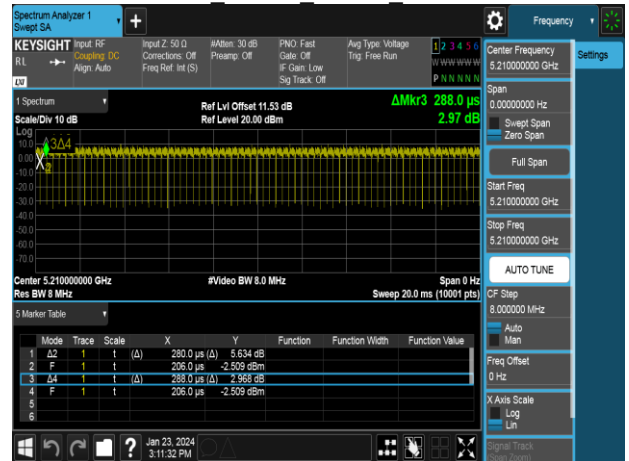
802.11ax 40MHz Chain0 5190MHz RU242 61



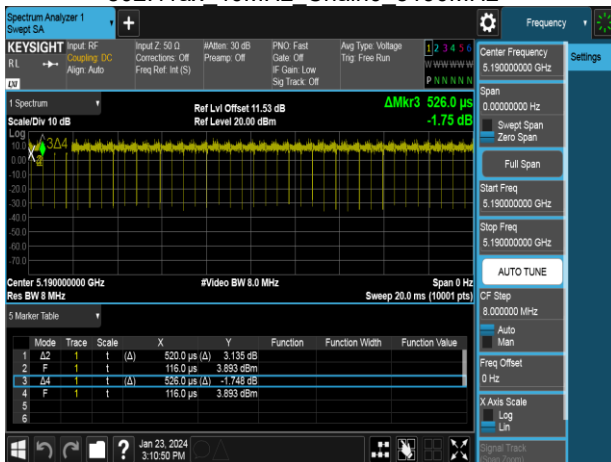
802.11ax 20MHz Chain0 5180MHz RU52 37



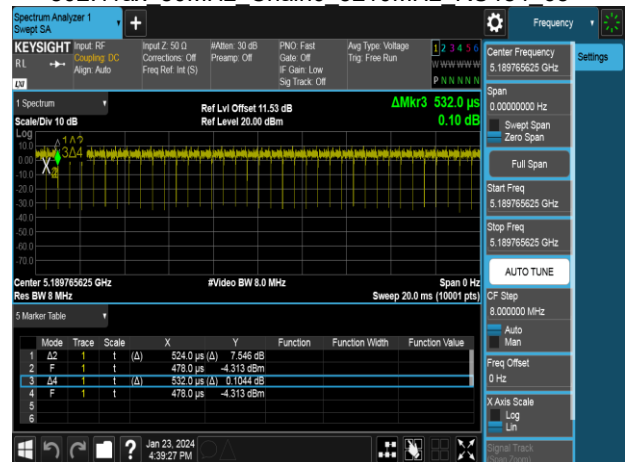
802.11ax 80MHz Chain0 5210MHz



802.11ax 40MHz Chain0 5190MHz



802.11ax 80MHz Chain0 5210MHz RU484 65



4. TEST RESULT

4.1 AC POWER LINE CONDUCTED EMISSION

4.1.1 Test Limit

According to §15.207(a) and RSS-GEN section 8.8,

Frequency Range (MHz)	Limits(dBμV)	
	Quasi-peak	Average
0.15 to 0.50	66 to 56*	56 to 46*
0.50 to 5	56	46
5 to 30	60	50

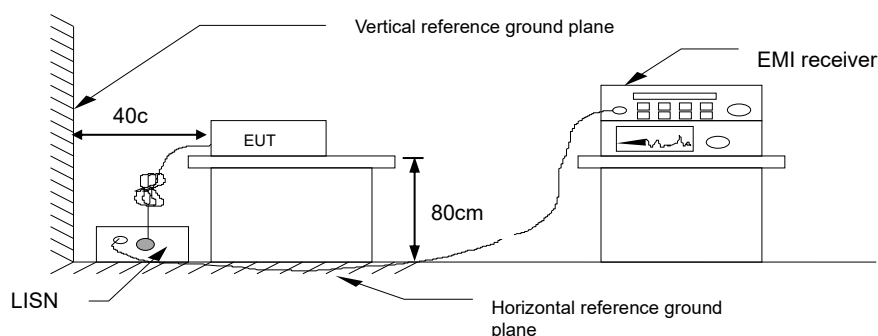
* Decreases with the logarithm of the frequency.

4.1.2 Test Procedure

Test method Refer as ANSI C63.10: 2013 clause 6.2,

1. The EUT was placed on a non-conducted table, which is 0.8m above horizontal ground plane and 0.4m above vertical ground plane.
2. EUT connected to the line impedance stabilization network (LISN)
3. Receiver set RBW of 9kHz and Detector Peak, and note as quasi-peak and average.
4. Maximum procedure was performed on the six highest emissions to ensure EUT compliance.
5. Recorded Line for Neutral and Line.

4.1.3 Test Setup

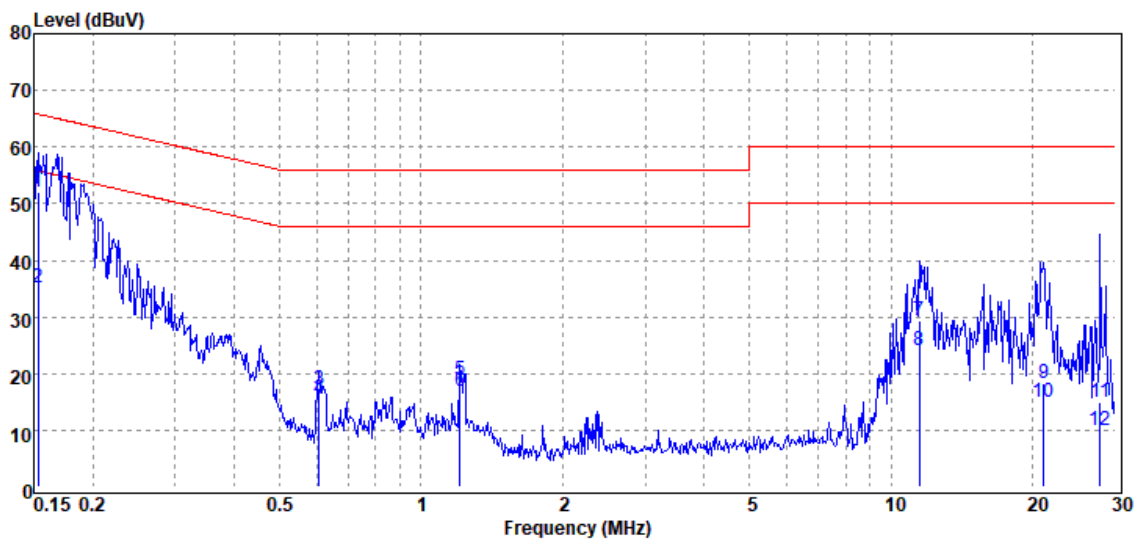


4.1.4 Test Result

Pass.

Test Data

Project No	: TM-2401000273P	Test Date	: 2024-01-30
Operation Mode	: 5G	Temp./Humi.	: 24.4°C / 57%
Test Chamber	: Conduction	Engineer	: Tony Chao
Probe	: LINE	Test Voltage	: AC 120V/60Hz
Note	:		



Freq. MHz	Detector Mode PK/QP/AV	Spectrum Read Level dBuV	Factor dB	Actual FS dBuV	Limit dBuV	Margin dB
0.153	QP	51.89	0.15	52.04	65.82	-13.78
0.153	Average	35.07	0.15	35.22	55.82	-20.60
0.608	QP	17.09	0.15	17.24	56.00	-38.76
0.608	Average	15.45	0.15	15.60	46.00	-30.40
1.210	QP	18.62	0.18	18.80	56.00	-37.20
1.210	Average	16.78	0.18	16.96	46.00	-29.04
11.498	QP	29.05	0.39	29.44	60.00	-30.56
11.498	Average	23.77	0.39	24.16	50.00	-25.84
21.147	QP	17.69	0.53	18.22	60.00	-41.78
21.147	Average	14.42	0.53	14.95	50.00	-35.05
27.855	QP	14.42	0.63	15.05	60.00	-44.95
27.855	Average	9.23	0.63	9.86	50.00	-40.14

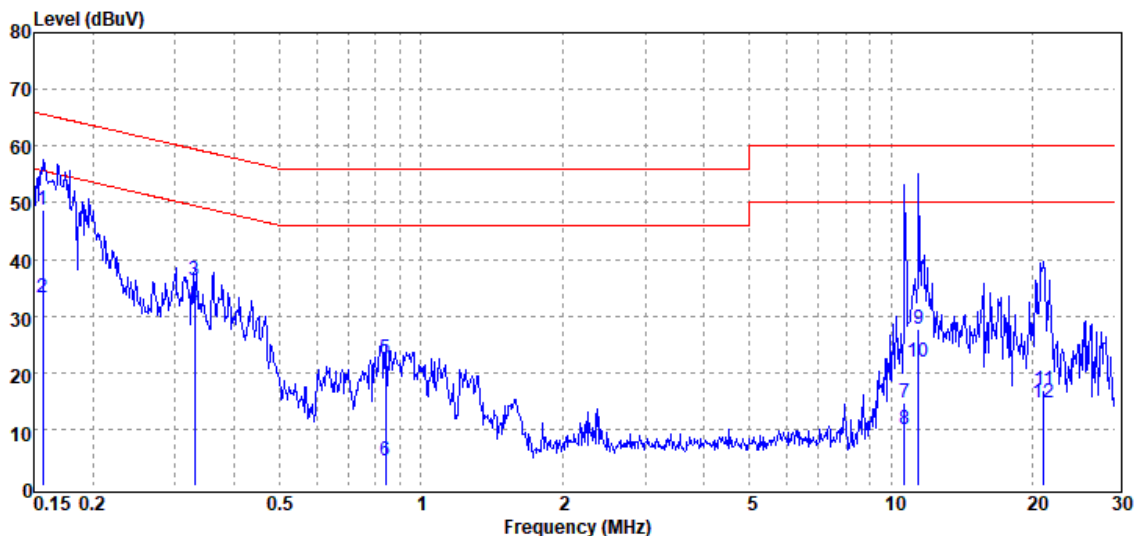
Note: 1. Actual FS= Spectrum Read Level + Factor

Note: 2. Margin= Actual FS - Limit

Report No.: TMWK2401000129KR

Project No : TM-2401000273P
 Operation Mode : 5G
 Test Chamber : Conduction
 Probe : NEUTRAL
 Note :

Test Date : 2024-01-30
 Temp./Humi. : 24.4°C / 57%
 Engineer : Tony Chao
 Test Voltage : AC 120V/60Hz



Freq. MHz	Detector Mode PK/QP/AV	Spectrum Read Level dBμV	Factor dB	Actual FS dBμV	Limit dBμV	Margin dB
0.156	QP	48.43	0.20	48.63	65.65	-17.02
0.156	Average	32.97	0.20	33.17	55.65	-22.48
0.330	QP	36.03	0.19	36.22	59.44	-23.22
0.330	Average	31.68	0.19	31.87	49.44	-17.57
0.839	QP	22.33	0.21	22.54	56.00	-33.46
0.839	Average	4.16	0.21	4.37	46.00	-41.63
10.676	QP	14.32	0.40	14.72	60.00	-45.28
10.676	Average	9.65	0.40	10.05	50.00	-39.95
11.438	QP	27.14	0.42	27.56	60.00	-32.44
11.438	Average	21.44	0.42	21.86	50.00	-28.14
21.147	QP	16.45	0.53	16.98	60.00	-43.02
21.147	Average	14.03	0.53	14.56	50.00	-35.44

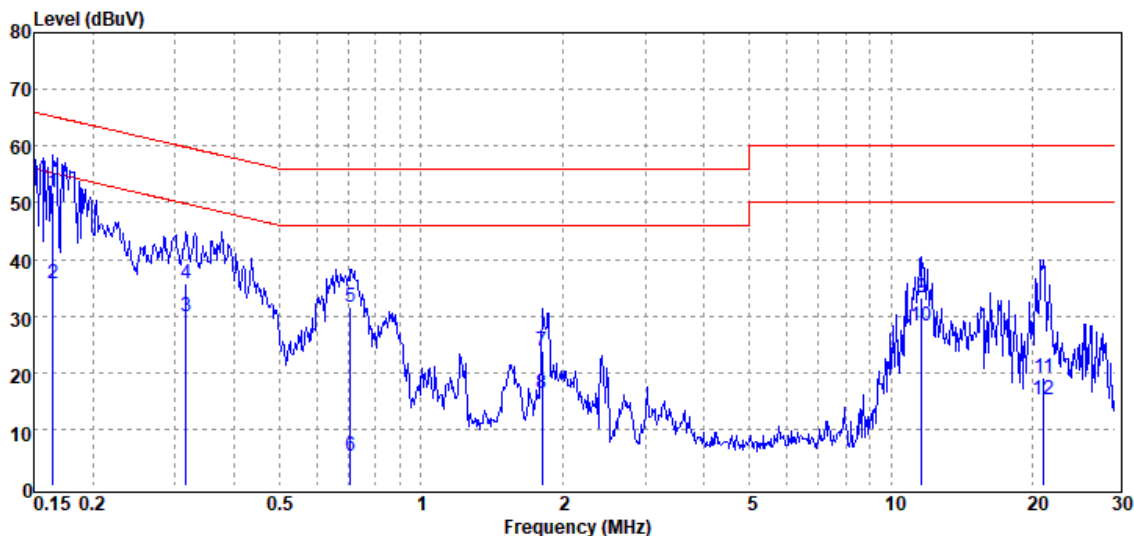
Note: 1. Actual FS= Spectrum Read Level + Factor

Note: 2. Margin= Actual FS - Limit

Report No.: TMWK2401000129KR

Project No : TM-2401000273P
 Operation Mode : 5G
 Test Chamber : Conduction
 Probe : LINE
 Note :

Test Date : 2024-01-30
 Temp./Humi. : 24.4°C / 57%
 Engineer : Tony Chao
 Test Voltage : AC 230V/50Hz



Freq. MHz	Detector Mode PK/QP/AV	Spectrum Read Level dBμV	Factor dB	Actual FS dBμV	Limit dBμV	Margin dB
0.165	QP	51.69	0.15	51.84	65.21	-13.37
0.165	Average	35.59	0.15	35.74	55.21	-19.47
0.317	QP	29.69	0.15	29.84	59.80	-29.96
0.317	Average	35.61	0.15	35.76	49.80	-14.04
0.708	QP	31.53	0.16	31.69	56.00	-24.31
0.708	Average	5.18	0.16	5.34	46.00	-40.66
1.810	QP	23.58	0.21	23.79	56.00	-32.21
1.810	Average	16.03	0.21	16.24	46.00	-29.76
11.621	QP	32.88	0.39	33.27	60.00	-26.73
11.621	Average	27.84	0.39	28.23	50.00	-21.77
21.147	QP	18.43	0.53	18.96	60.00	-41.04
21.147	Average	14.57	0.53	15.10	50.00	-34.90

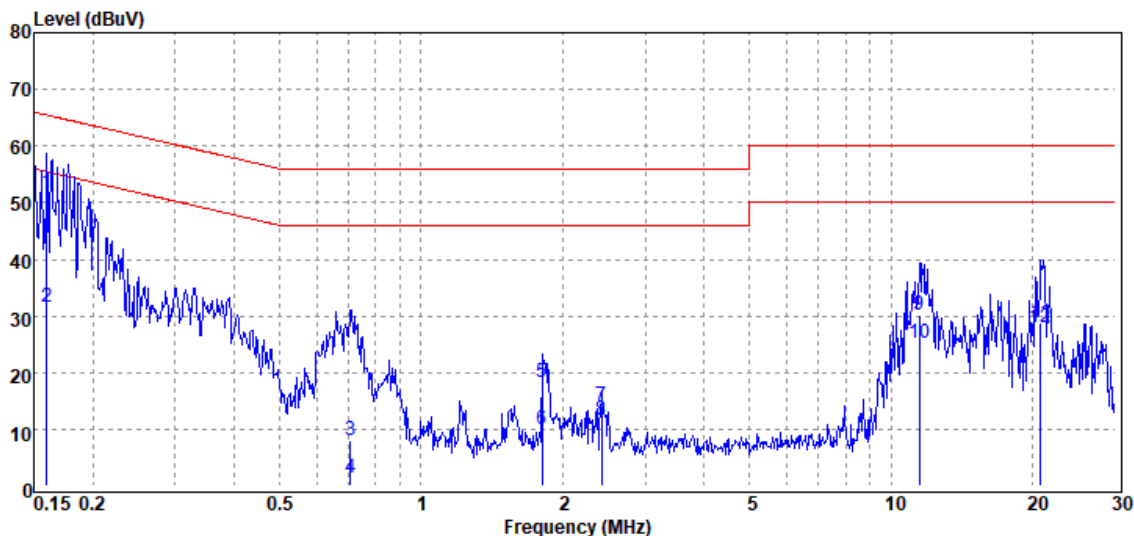
Note: 1. Actual FS= Spectrum Read Level + Factor

Note: 2. Margin= Actual FS - Limit

Report No.: TMWK2401000129KR

Project No : TM-2401000273P
 Operation Mode : 5G
 Test Chamber : Conduction
 Probe : NEUTRAL
 Note :

Test Date : 2024-01-30
 Temp./Humi. : 24.4°C / 57%
 Engineer : Tony Chao
 Test Voltage : AC 230V/50Hz



Freq. MHz	Detector Mode PK/QP/AV	Spectrum Read Level dB μ V	Factor dB	Actual FS dB μ V	Limit dB μ V	Margin dB
0.160	QP	51.63	0.20	51.83	65.47	-13.64
0.160	Average	31.40	0.20	31.60	55.47	-23.87
0.708	QP	7.86	0.21	8.07	56.00	-47.93
0.708	Average	1.15	0.21	1.36	46.00	-44.64
1.810	QP	18.16	0.25	18.41	56.00	-37.59
1.810	Average	9.83	0.25	10.08	46.00	-35.92
2.422	QP	13.94	0.28	14.22	56.00	-41.78
2.422	Average	11.34	0.28	11.62	46.00	-34.38
11.498	QP	29.83	0.42	30.25	60.00	-29.75
11.498	Average	24.76	0.42	25.18	50.00	-24.82
20.814	QP	28.34	0.53	28.87	60.00	-31.13
20.814	Average	27.49	0.53	28.02	50.00	-21.98

Note: 1. Actual FS= Spectrum Read Level + Factor

Note: 2. Margin= Actual FS - Limit

4.2 26dB BANDWIDTH, 6dB BANDWIDTH AND OCCUPIED BANDWIDTH(99%)

4.2.1 Test Limit

26 dB Bandwidth : For reporting purposes only.

6 dB Bandwidth : Least 500kHz.

Occupied Bandwidth(99%) : For reporting purposes only.

4.2.2 Test Procedure

26dB

1. This measurement setting are specified in section D of KDB 789033 D02 General UNII Test Procedures New Rules v02r01.
2. Set RBW: approximately 1% of the emission bandwidth.
3. Set the VBW>RBW.
4. Detoctor = Peak.
5. Trace mode = max hold.
6. Measure the maximum width of the emission that is 26dB down from the peak of the emission. Compare this with the RBW setting of the analyser. Readjust RBW and repeat measurement as needed until the RBW/EBW ratio is approximately 1%.

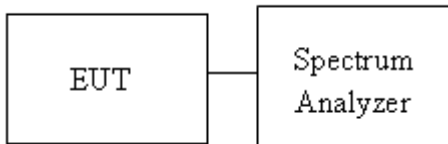
6dB

1. This measurement setting are specified in section D of KDB 789033 D02 General UNII Test Procedures New Rules v02r01.
2. Set RBW = 100 kHz.
3. Set the video bandwidth (VBW) $\geq 3 \times$ RBW.
4. Detoctor = Peak.
5. Trace mode = max hold.
6. Sweep = auto couple.
7. Allow the trace to stabilize.
8. Measure the maximum width of the emission that is constrained by the frequencies associated with the two outermost amplitude points (upper and lower frequencies) that are attenuated by 6 dB relative to the maximum level measured in the fundamental emission.

99%

1. This measurement setting are specified in section D of KDB 789033 D02 General UNII Test Procedures New Rules v02r01.
2. Set center frequency to the nominal EUT channel center frequency.
3. Set span = 1.5 times to 5.0 times the OBW.
4. Set RBW = 1 % to 5% of the OBW.
5. Set VBW \geq 3 xRBW

4.2.3 Test Setup





Report No.: TMWK2401000129KR

Page: 24 / 210
Rev.: 00

4.2.4 Test Result

Temperature: 16.6 ~ 23.8°C

Test date: January 23 ~ March 12, 2024

Humidity: 49 ~ 66% RH

Tested by: Marco Chan

Occupied Bandwidth(99%)

802.11a_Ch0

Frequency (MHz)	99% BW (MHz)	10 Log (B) (dB)
5180	16.343	12.130
5220	16.354	12.140
5240	16.339	12.130

802.11a_Ch0

Frequency (MHz)	99% BW (MHz)	6dB BW (MHz)
5745	16.349	16.34
5785	16.347	16.40
5825	16.346	16.37

802.11a_Ch1

Frequency (MHz)	99% BW (MHz)	10 Log (B) (dB)
5180	16.347	12.130
5220	16.335	12.130
5240	16.352	12.140

802.11a_Ch1

Frequency (MHz)	99% BW (MHz)	6dB BW (MHz)
5745	16.326	16.28
5785	16.330	16.30
5825	16.358	16.31

802.11ac_VHT20_Ch0

Frequency (MHz)	99% BW (MHz)	10 Log (B) (dB)
5180	17.517	12.430
5220	17.521	12.440
5240	17.520	12.440

802.11ac_VHT20_Ch0

Frequency (MHz)	99% BW (MHz)	6dB BW (MHz)
5745	17.526	17.36
5785	17.534	17.37
5825	17.517	17.43

802.11ac_VHT20_Ch1

Frequency (MHz)	99% BW (MHz)	10 Log (B) (dB)
5180	17.520	12.440
5220	17.523	12.440
5240	17.512	12.430

802.11ac_VHT20_Ch1

Frequency (MHz)	99% BW (MHz)	6dB BW (MHz)
5745	17.508	17.47
5785	17.523	17.40
5825	17.523	17.43



Report No.: TMWK2401000129KR

Page: 26 / 210
Rev.: 00

802.11ac_VHT40_Ch0

Frequency (MHz)	99% BW (MHz)	10 Log (B) (dB)
5190	36.028	15.570
5230	36.058	15.570

802.11ac_VHT40_Ch0

Frequency (MHz)	99% BW (MHz)	6dB BW (MHz)
5755	36.059	36.28
5795	36.057	36.23

802.11ac_VHT40_Ch1

Frequency (MHz)	99% BW (MHz)	10 Log (B) (dB)
5190	36.014	15.560
5230	35.999	15.560

802.11ac_VHT40_Ch1

Frequency (MHz)	99% BW (MHz)	6dB BW (MHz)
5755	36.077	36.31
5795	36.028	36.02



Report No.: TMWK2401000129KR

Page: 27 / 210
Rev.: 00

802.11ac_VHT80_Ch0

Frequency (MHz)	99% BW (MHz)	10 Log (B) (dB)
5210	76.134	18.820

802.11ac_VHT80_Ch0

Frequency (MHz)	99% BW (MHz)	6dB BW (MHz)
5775	76.032	74.16

802.11ac_VHT80_Ch1

Frequency (MHz)	99% BW (MHz)	10 Log (B) (dB)
5210	76.092	18.810

802.11ac_VHT80_Ch1

Frequency (MHz)	99% BW (MHz)	6dB BW (MHz)
5775	76.168	76.50

802.11ax_HE20_Ch0

Frequency (MHz)	RU config	99% BW (MHz)	10 Log (B) (dB)
5180	full	18.876	12.760
5220	full	18.897	12.760
5240	full	18.890	12.760

802.11ax_HE20_Ch0

Frequency (MHz)	RU config	99% BW (MHz)	6dB BW (MHz)
5745	full	18.903	18.96
5785	full	18.886	18.94
5825	full	18.869	19.00

802.11ax_HE20_Ch1

Frequency (MHz)	RU config	99% BW (MHz)	10 Log (B) (dB)
5180	full	18.900	12.760
5220	full	18.889	12.760
5240	full	18.866	12.760

802.11ax_HE20_Ch1

Frequency (MHz)	RU config	99% BW (MHz)	6dB BW (MHz)
5745	full	18.904	19.01
5785	full	18.882	18.99
5825	full	18.883	18.91



802.11ax_HE40_Ch0

Frequency (MHz)	RU config	99% BW (MHz)	10 Log (B) (dB)
5190	full	37.667	15.760
5230	full	37.637	15.760

802.11ax_HE40_Ch0

Frequency (MHz)	RU config	99% BW (MHz)	6dB BW (MHz)
5755	full	37.642	37.79
5795	full	37.619	37.57

802.11ax_HE40_Ch1

Frequency (MHz)	RU config	99% BW (MHz)	10 Log (B) (dB)
5190	full	37.678	15.760
5230	full	37.663	15.760

802.11ax_HE40_Ch1

Frequency (MHz)	RU config	99% BW (MHz)	6dB BW (MHz)
5755	full	37.705	37.86
5795	full	37.660	37.61



802.11ax_HE80_Ch0

Frequency (MHz)	RU config	99% BW (MHz)	10 Log (B) (dB)
5210	full	77.255	18.880

802.11ax_HE80_Ch0

Frequency (MHz)	RU config	99% BW (MHz)	6dB BW (MHz)
5775	full	77.235	76.71

802.11ax_HE80_Ch1

Frequency (MHz)	RU config	99% BW (MHz)	10 Log (B) (dB)
5210	full	77.218	18.880

802.11ax_HE80_Ch1

Frequency (MHz)	RU config	99% BW (MHz)	6dB BW (MHz)
5775	full	77.377	77.82

26 dB Bandwidth & 6 dB Bandwidth

802.11a_Ch0

Freq. (MHz)	26dB BW (MHz)	10 Log (B) (dB)
5180	18.18	12.600
5220	18.42	12.650
5240	18.23	12.610

802.11a_Ch0

Freq. (MHz)	6dB BW (MHz)	10 Log (B) (dB)
5745	16.36	12.140
5785	16.34	12.130
5825	16.32	12.130

802.11a_Ch0

Freq. (MHz)	Measured Freq. (MHz)	Limit (MHz)
5240	5248.156303	< 5250
5745	5736.806830	> 5725

802.11a_Ch1

Freq. (MHz)	26dB BW (MHz)	10 Log (B) (dB)
5180	18.33	12.630
5220	18.39	12.650
5240	18.29	12.620

802.11a_Ch1

Freq. (MHz)	6dB BW (MHz)	10 Log (B) (dB)
5745	16.33	12.130
5785	16.30	12.120
5825	16.36	12.140

802.11a_Ch1

Freq. (MHz)	Measured Freq. (MHz)	Limit (MHz)
5240	5248.173891	< 5250
5745	5736.799700	> 5725

802.11ac_VHT20_Ch0

Freq. (MHz)	26dB BW (MHz)	10 Log (B) (dB)
5180	19.45	12.890
5220	19.39	12.880
5240	19.36	12.870

802.11ac_VHT20_Ch0

Freq. (MHz)	6dB BW (MHz)	10 Log (B) (dB)
5745	16.63	12.210
5785	17.21	12.360
5825	17.19	12.350

802.11ac_VHT20_Ch0

Freq. (MHz)	Measured Freq. (MHz)	Limit (MHz)
5240	5248.746580	< 5250
5745	5736.197691	> 5725

802.11ac_VHT20_Ch1

Freq. (MHz)	26dB BW (MHz)	10 Log (B) (dB)
5180	19.24	12.840
5220	19.30	12.860
5240	19.33	12.860

802.11ac_VHT20_Ch1

Freq. (MHz)	6dB BW (MHz)	10 Log (B) (dB)
5745	17.35	12.390
5785	16.36	12.140
5825	17.14	12.340

802.11ac_VHT20_Ch1

Freq. (MHz)	Measured Freq. (MHz)	Limit (MHz)
5240	5248.743577	< 5250
5745	5736.196166	> 5725

802.11ac_VHT40_Ch0

Freq. (MHz)	26dB BW (MHz)	10 Log (B) (dB)
5190	38.90	15.900
5230	38.98	15.910

802.11ac_VHT40_Ch0

Freq. (MHz)	6dB BW (MHz)	10 Log (B) (dB)
5755	35.34	15.480
5795	35.18	15.460

802.11ac_VHT40_Ch0

Freq. (MHz)	Measured Freq. (MHz)	Limit (MHz)
5230	5248.018255	< 5250
5755	5736.963007	> 5725

802.11ac_VHT40_Ch1

Freq. (MHz)	26dB BW (MHz)	10 Log (B) (dB)
5190	38.88	15.900
5230	39.01	15.910

802.11ac_VHT40_Ch1

Freq. (MHz)	6dB BW (MHz)	10 Log (B) (dB)
5755	35.50	15.500
5795	35.75	15.530

802.11ac_VHT40_Ch1

Freq. (MHz)	Measured Freq. (MHz)	Limit (MHz)
5230	5248.026215	< 5250
5755	5736.993090	> 5725

802.11ac_VHT80_Ch0

Freq. (MHz)	26dB BW (MHz)	10 Log (B) (dB)
5210	86.54	19.370

802.11ac_VHT80_Ch0

Freq. (MHz)	6dB BW (MHz)	10 Log (B) (dB)
5775	74.59	18.730

802.11ac_VHT80_Ch0

Freq. (MHz)	Measured Freq. (MHz)	Limit (MHz)
5210	5248.720470	< 5250
5775	5737.343011	> 5725

802.11ac_VHT80_Ch1

Freq. (MHz)	26dB BW (MHz)	10 Log (B) (dB)
5210	87.11	19.400

802.11ac_VHT80_Ch1

Freq. (MHz)	6dB BW (MHz)	10 Log (B) (dB)
5775	75.86	18.800

802.11ac_VHT80_Ch1

Freq. (MHz)	Measured Freq. (MHz)	Limit (MHz)
5210	5248.124715	< 5250
5775	5737.043140	> 5725

802.11ax_HE20_Ch0

Freq. (MHz)	RU config	26dB BW (MHz)	10 Log (B) (dB)
5180	full	20.35	13.090
5220	full	20.37	13.090
5240	full	20.19	13.050

802.11ax_HE20_Ch0

Freq. (MHz)	RU config	6dB BW (MHz)	10 Log (B) (dB)
5745	full	18.44	12.660
5785	full	18.23	12.610
5825	full	18.31	12.630

802.11ax_HE20_Ch0

Freq. (MHz)	Measured Freq. (MHz)	Limit (MHz)
5240	5249.427440	< 5250
5745	5735.535394	> 5725

802.11ax_HE20_Ch1

Freq. (MHz)	RU config	26dB BW (MHz)	10 Log (B) (dB)
5180	full	19.90	12.990
5220	full	20.10	13.030
5240	full	20.26	13.070

802.11ax_HE20_Ch1

Freq. (MHz)	RU config	6dB BW (MHz)	10 Log (B) (dB)
5745	full	17.70	12.480
5785	full	17.51	12.430
5825	full	18.05	12.560

802.11ax_HE20_Ch1

Freq. (MHz)	Measured Freq. (MHz)	Limit (MHz)
5240	5249.422720	< 5250
5745	5735.558139	> 5725

802.11ax_HE40_Ch0

Freq. (MHz)	RU config	26dB BW (MHz)	10 Log (B) (dB)
5190	full	39.83	16.000
5230	full	39.68	15.990

802.11ax_HE40_Ch0

Freq. (MHz)	RU config	6dB BW (MHz)	10 Log (B) (dB)
5755	full	36.60	15.630
5795	full	36.62	15.640

802.11ax_HE40_Ch0

Freq. (MHz)	Measured Freq. (MHz)	Limit (MHz)
5230	5248.816461	< 5250
5755	5736.169307	> 5725

802.11ax_HE40_Ch1

Freq. (MHz)	RU config	26dB BW (MHz)	10 Log (B) (dB)
5190	full	39.43	15.960
5230	full	39.65	15.980

802.11ax_HE40_Ch1

Freq. (MHz)	RU config	6dB BW (MHz)	10 Log (B) (dB)
5755	full	36.70	15.650
5795	full	36.63	15.640

802.11ax_HE40_Ch1

Freq. (MHz)	Measured Freq. (MHz)	Limit (MHz)
5230	5248.797811	< 5250
5755	5736.144675	> 5725

802.11ax_HE80_Ch0

Freq. (MHz)	RU config	26dB BW (MHz)	10 Log (B) (dB)
5210	full	80.78	19.070

802.11ax_HE80_Ch0

Freq. (MHz)	RU config	6dB BW (MHz)	10 Log (B) (dB)
5775	full	76.38	18.830

802.11ax_HE80_Ch0

Freq. (MHz)	Measured Freq. (MHz)	Limit (MHz)
5210	5249.010812	< 5250
5775	5736.512872	> 5725

802.11ax_HE80_Ch1

Freq. (MHz)	RU config	26dB BW (MHz)	10 Log (B) (dB)
5210	full	80.88	19.080

802.11ax_HE80_Ch1

Freq. (MHz)	RU config	6dB BW (MHz)	10 Log (B) (dB)
5775	full	77.43	18.890

802.11ax_HE80_Ch1

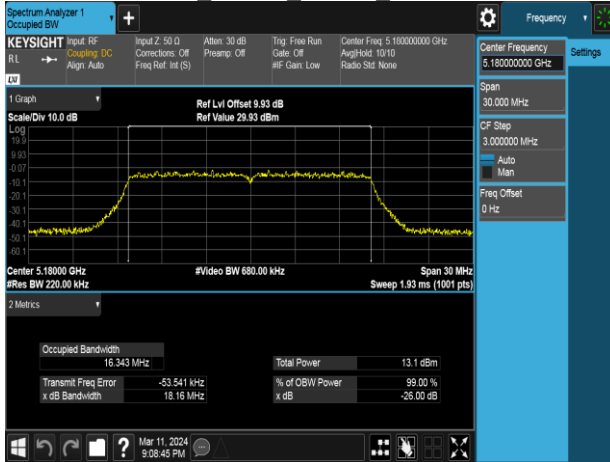
Freq. (MHz)	Measured Freq. (MHz)	Limit (MHz)
5210	5248.672691	< 5250
5775	5736.288768	> 5725

Report No.: TMWK2401000129KR

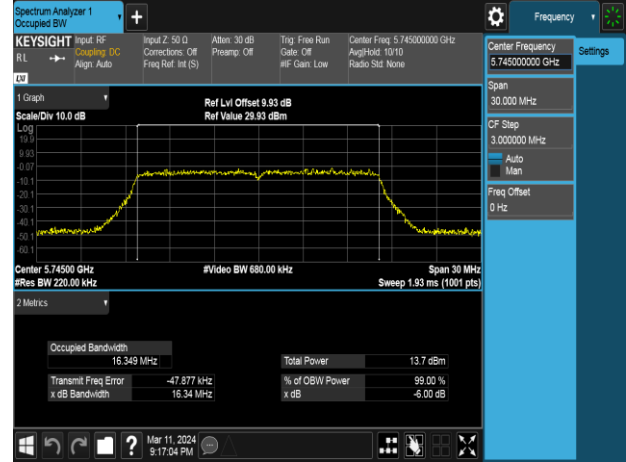
Test Data

Occupied Bandwidth(99%)

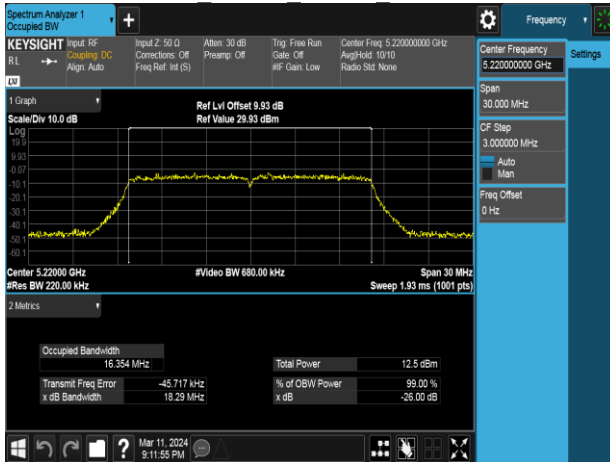
802.11a 20MHz Chain0 5180MHz



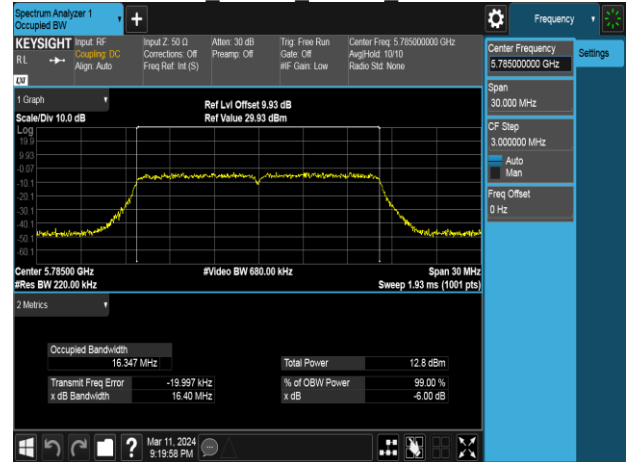
802.11a 20MHz Chain0 5745MHz



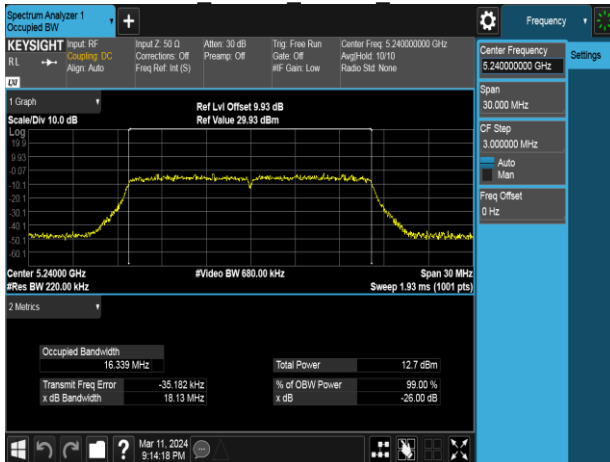
802.11a 20MHz Chain0 5220MHz



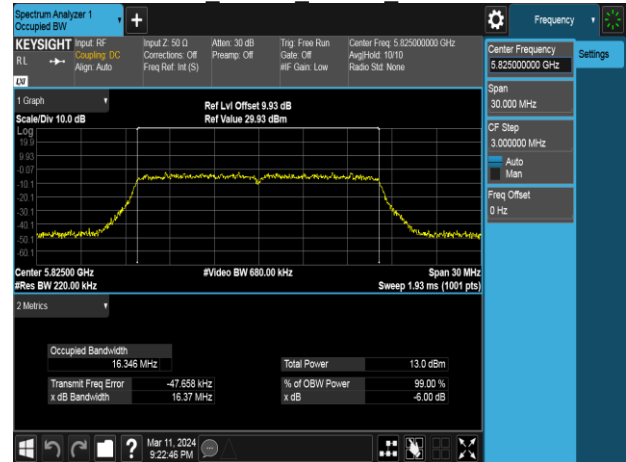
802.11a 20MHz Chain0 5785MHz



802.11a 20MHz Chain0 5240MHz

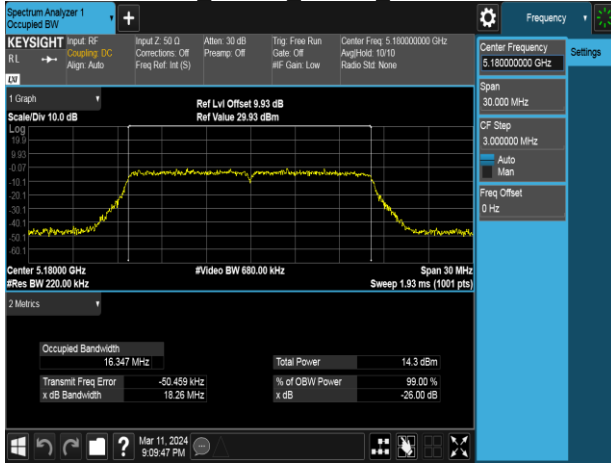


802.11a 20MHz Chain0 5825MHz

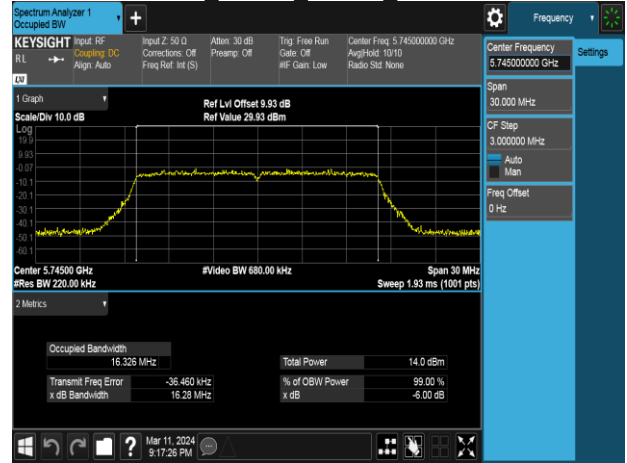


Report No.: TMWK2401000129KR

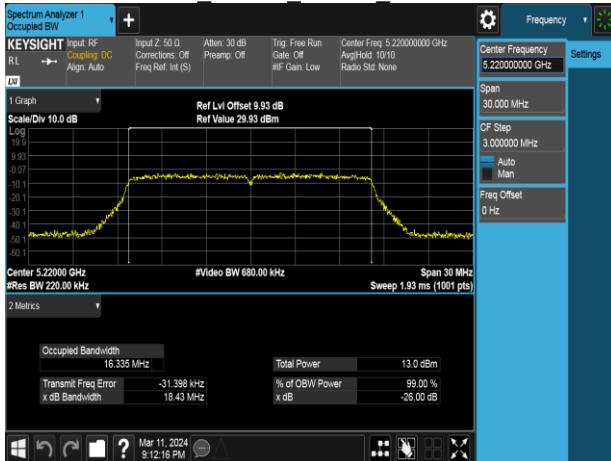
802.11a 20MHz Chain1 5180MHz



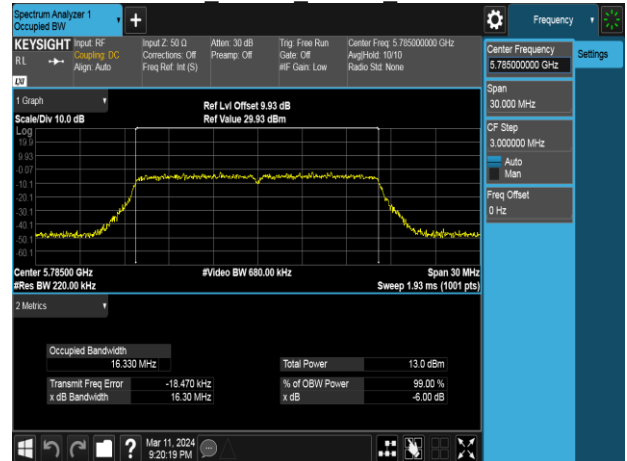
802.11a 20MHz Chain1 5745MHz



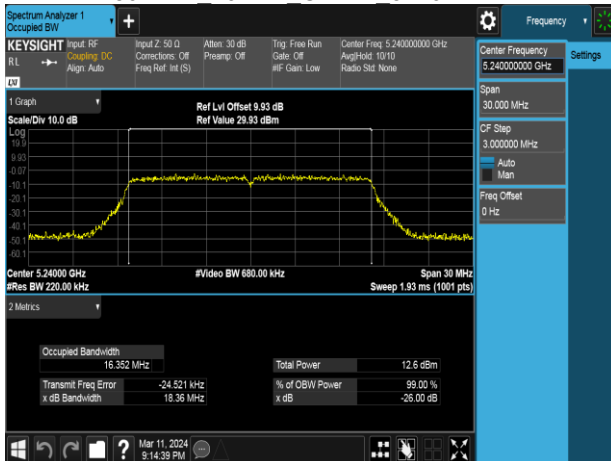
802.11a 20MHz Chain1 5220MHz



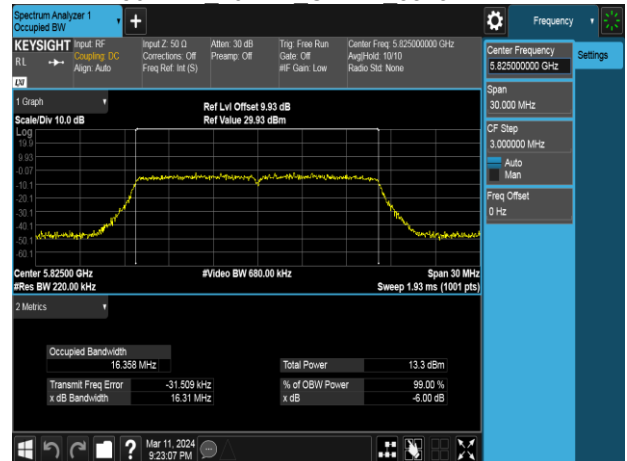
802.11a 20MHz Chain1 5785MHz



802.11a 20MHz Chain1 5240MHz

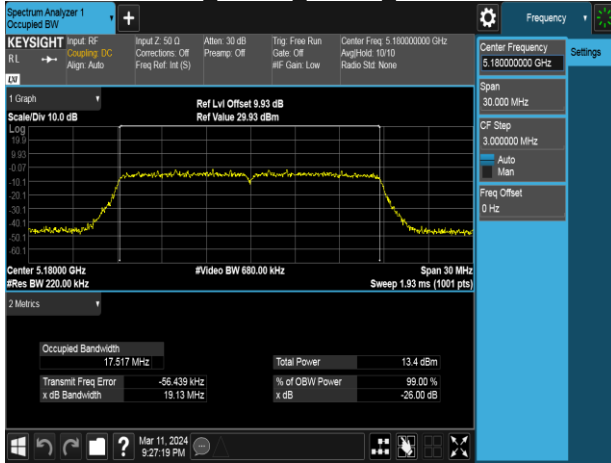


802.11a 20MHz Chain1 5825MHz

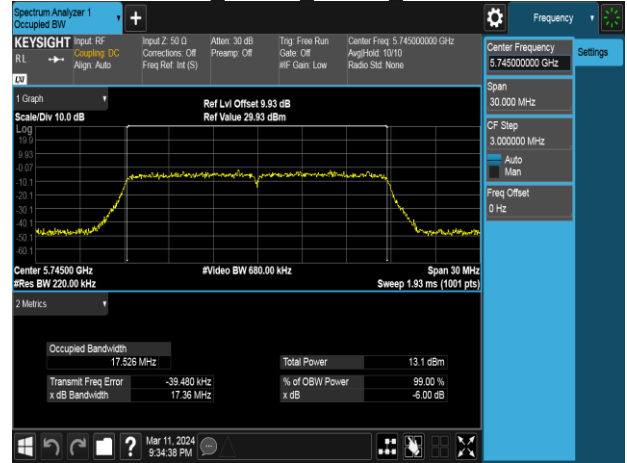


Report No.: TMWK2401000129KR

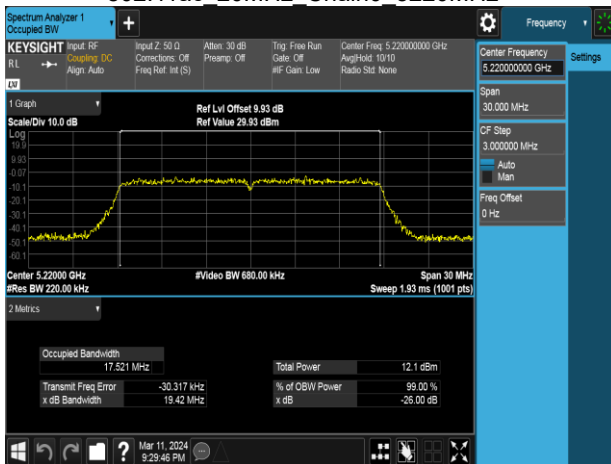
802.11ac 20MHz Chain0 5180MHz



802.11ac 20MHz Chain0 5745MHz



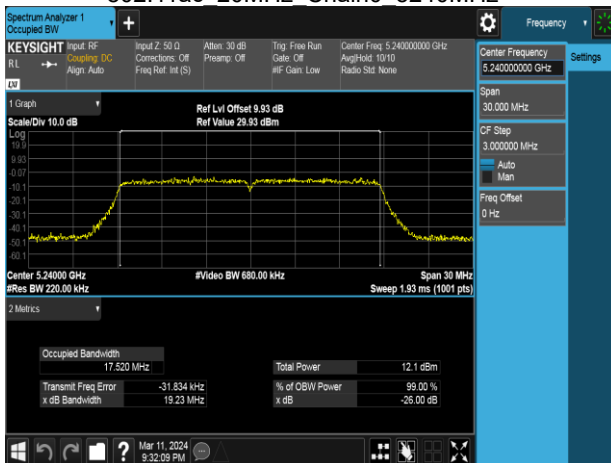
802.11ac 20MHz Chain0 5220MHz



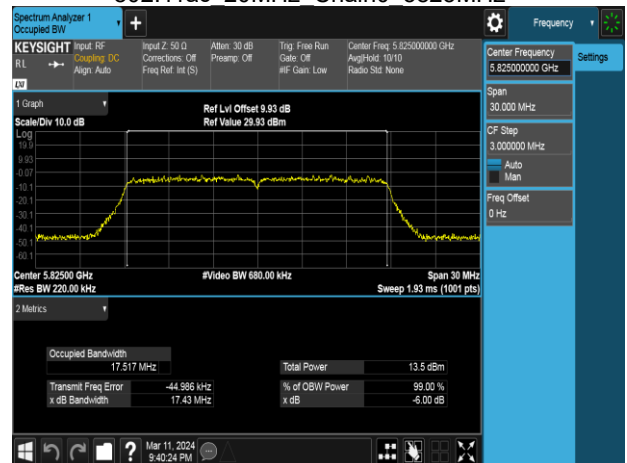
802.11ac 20MHz Chain0 5785MHz



802.11ac 20MHz Chain0 5240MHz

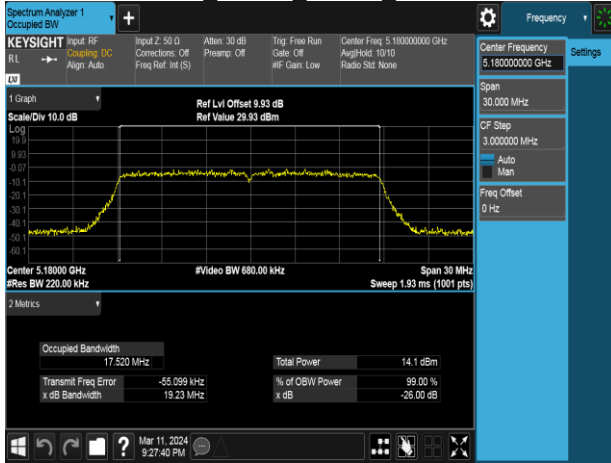


802.11ac 20MHz Chain0 5825MHz

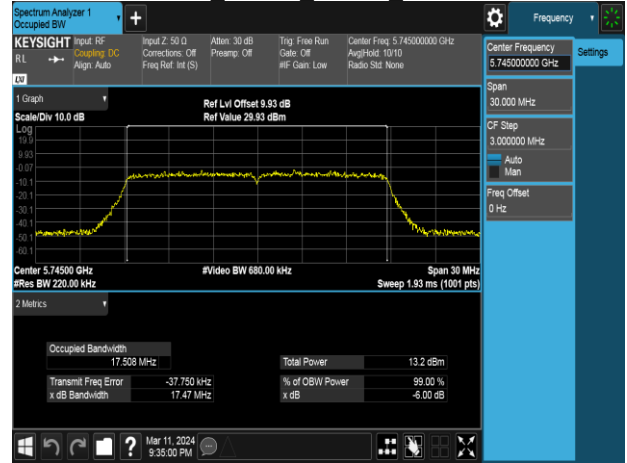


Report No.: TMWK2401000129KR

802.11ac 20MHz Chain1 5180MHz



802.11ac 20MHz Chain1 5745MHz



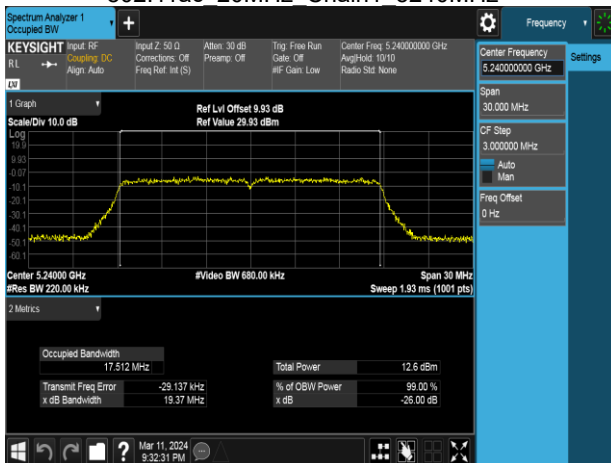
802.11ac 20MHz Chain1 5220MHz



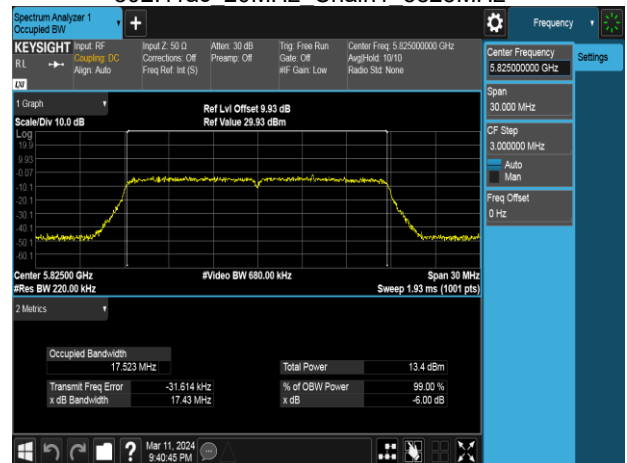
802.11ac 20MHz Chain1 5785MHz



802.11ac 20MHz Chain1 5240MHz

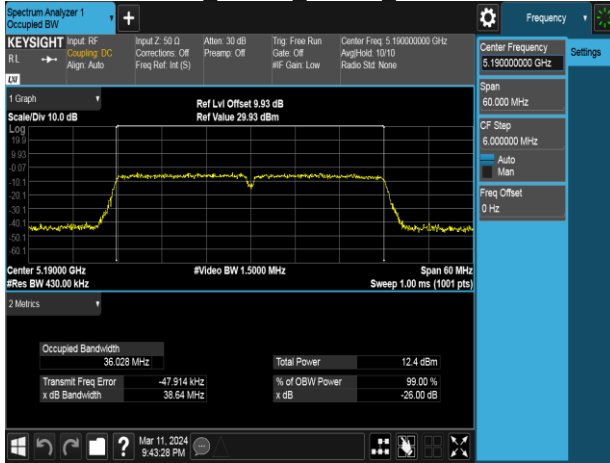


802.11ac 20MHz Chain1 5825MHz

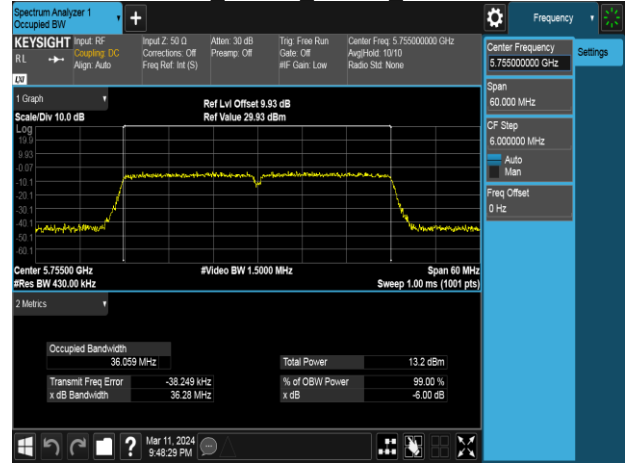


Report No.: TMWK2401000129KR

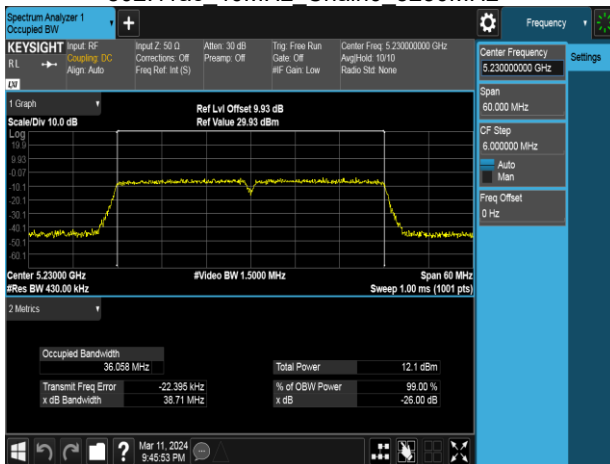
802.11ac 40MHz Chain0 5190MHz



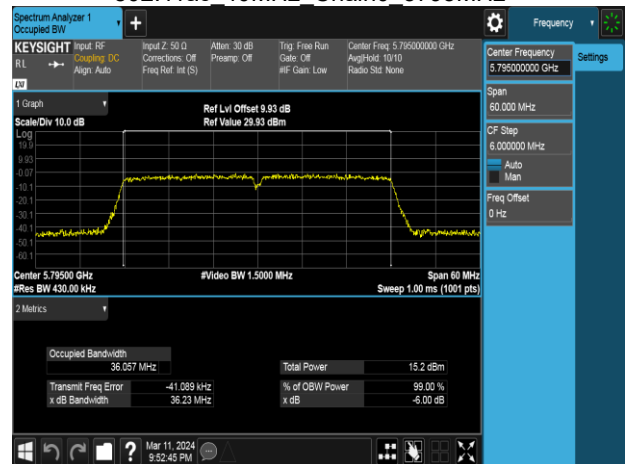
802.11ac 40MHz Chain0 5755MHz



802.11ac 40MHz Chain0 5230MHz

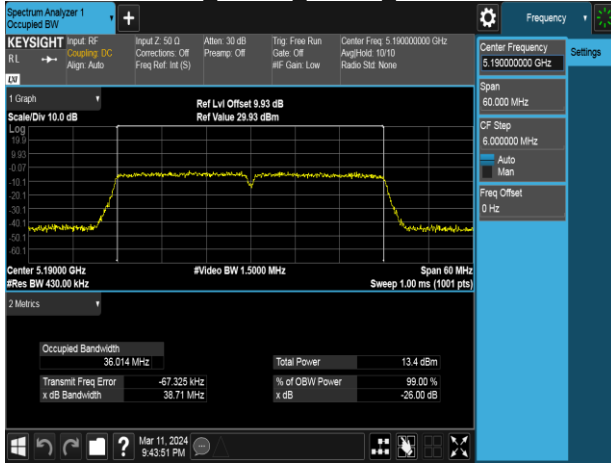


802.11ac 40MHz Chain0 5795MHz

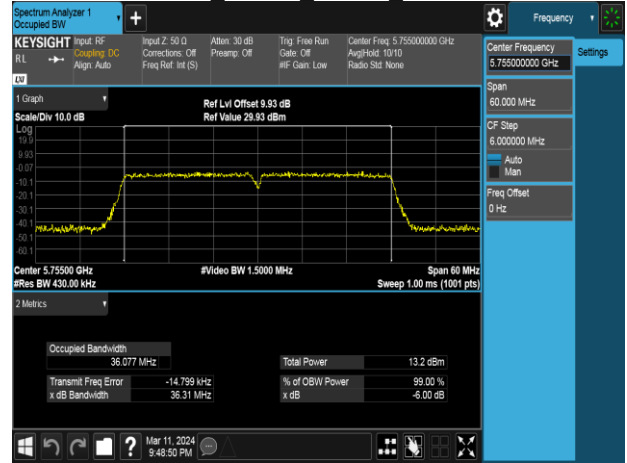


Report No.: TMWK2401000129KR

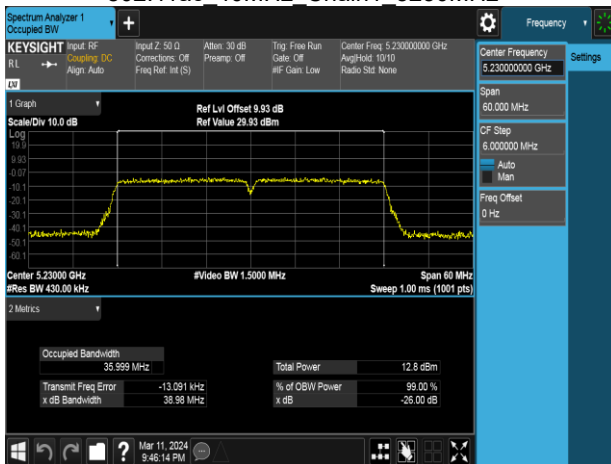
802.11ac 40MHz Chain1 5190MHz



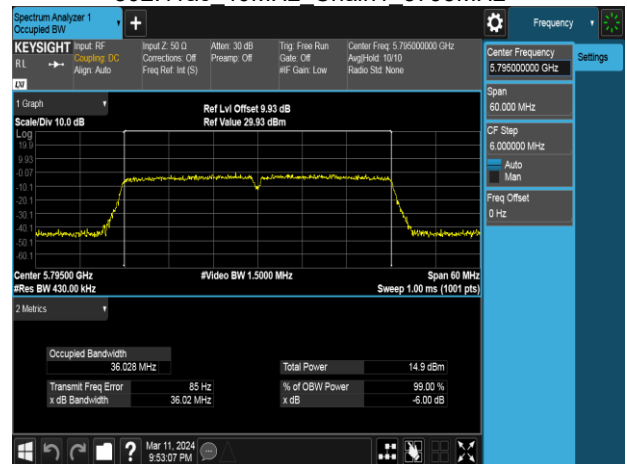
802.11ac 40MHz Chain1 5755MHz



802.11ac 40MHz Chain1 5230MHz

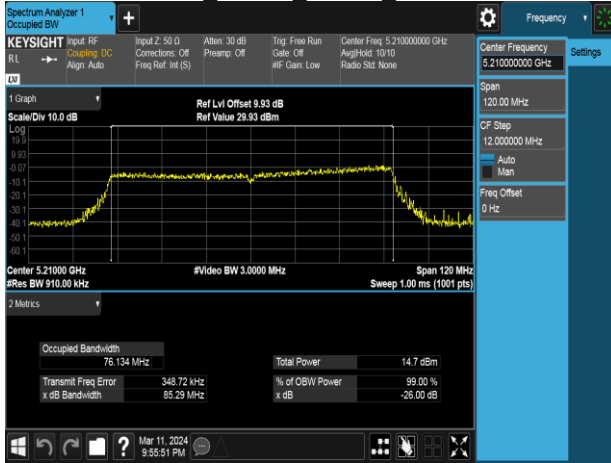


802.11ac 40MHz Chain1 5795MHz

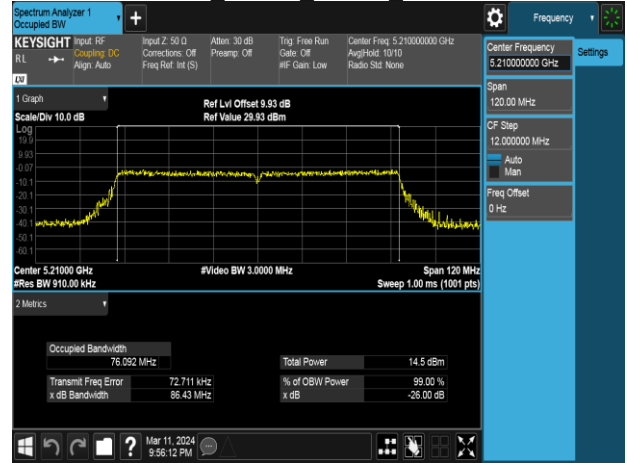


Report No.: TMWK2401000129KR

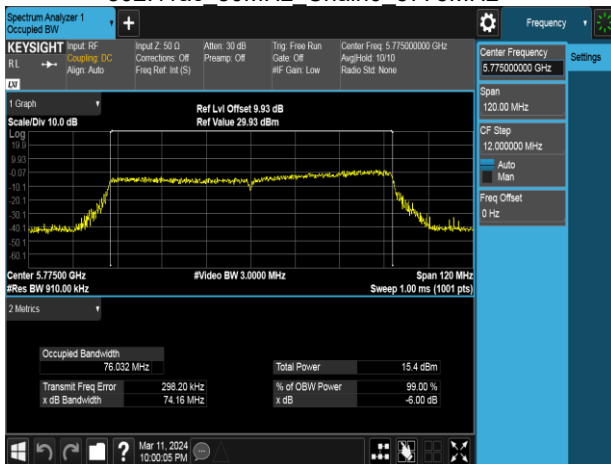
802.11ac 80MHz Chain0 5210MHz



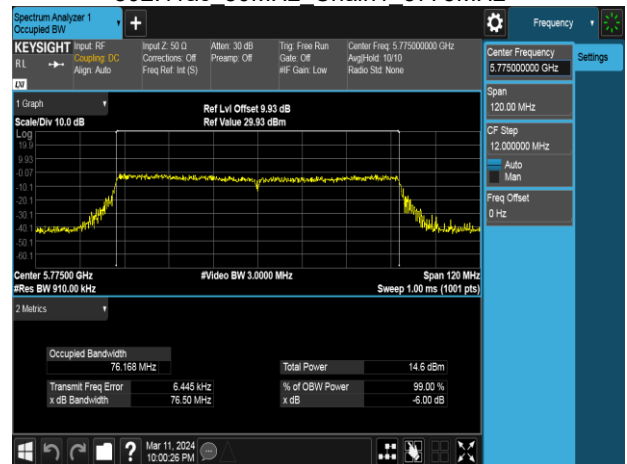
802.11ac 80MHz Chain1 5210MHz



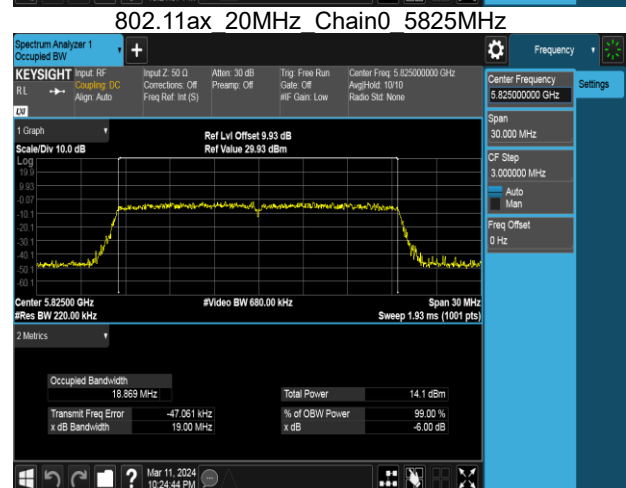
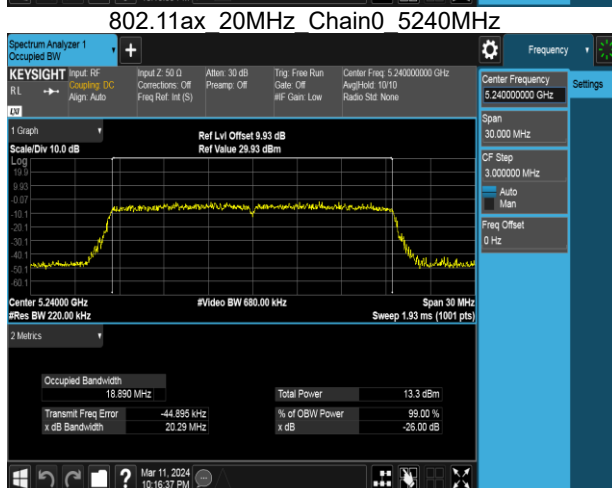
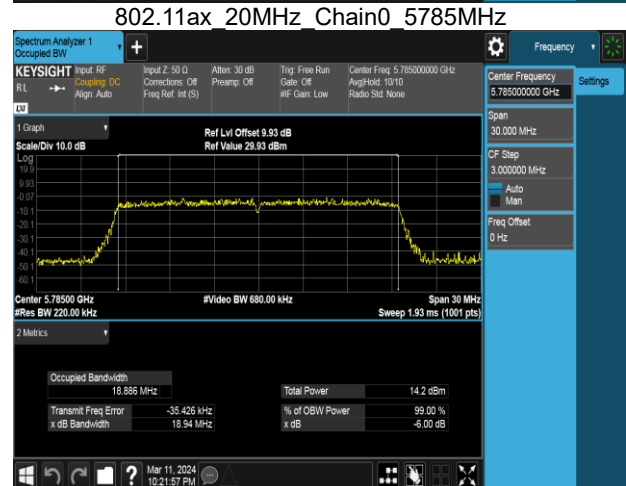
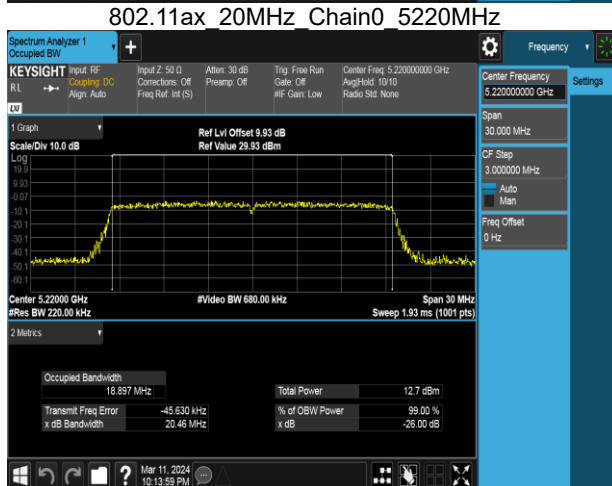
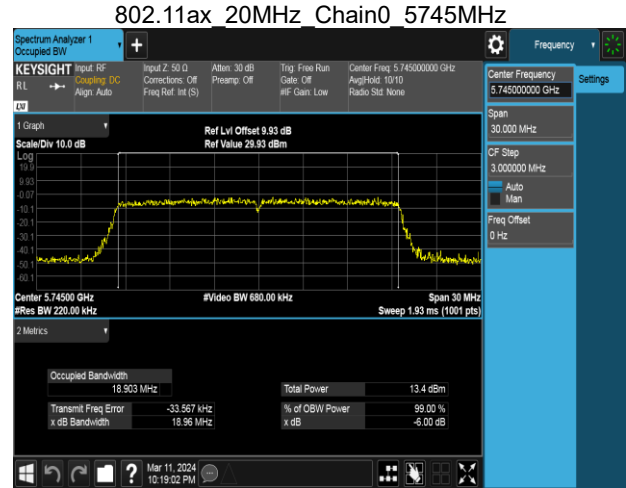
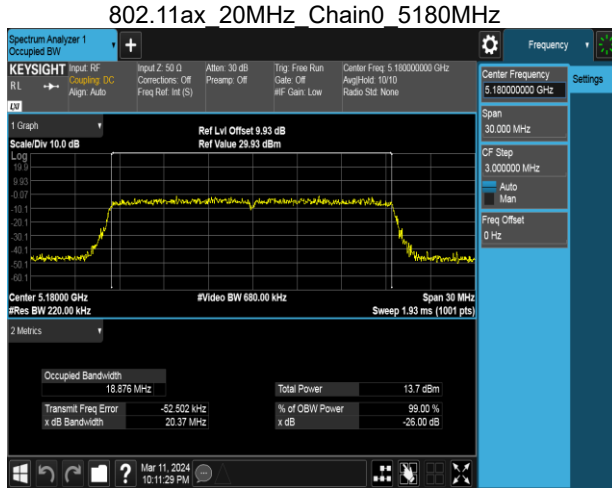
802.11ac 80MHz Chain0 5775MHz



802.11ac 80MHz Chain1 5775MHz

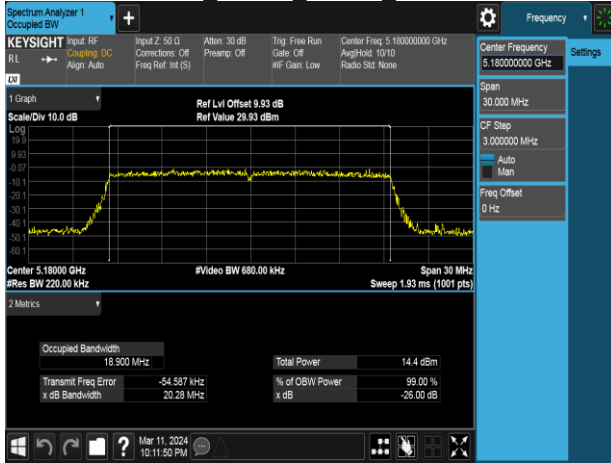


Report No.: TMWK2401000129KR

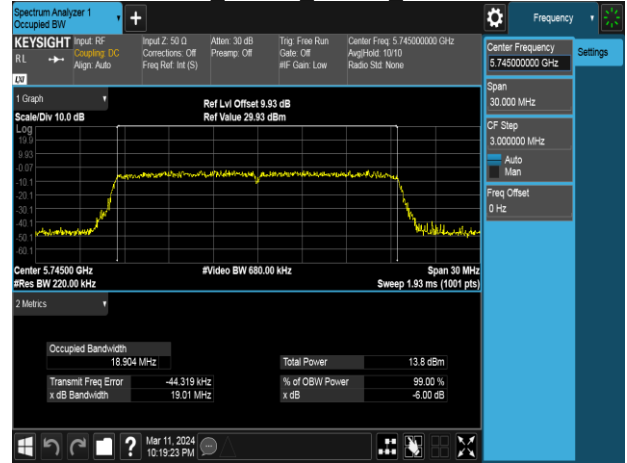


Report No.: TMWK2401000129KR

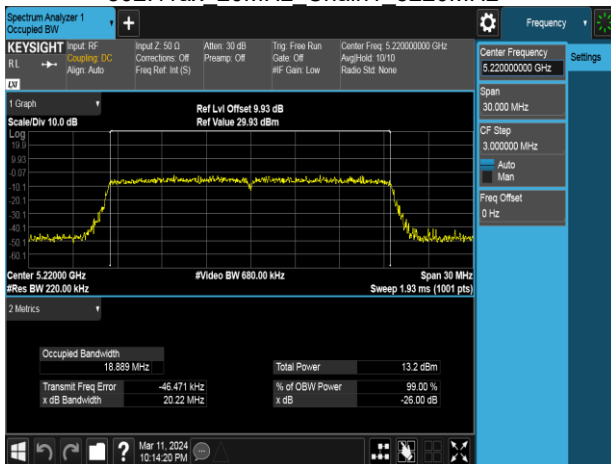
802.11ax 20MHz Chain1 5180MHz



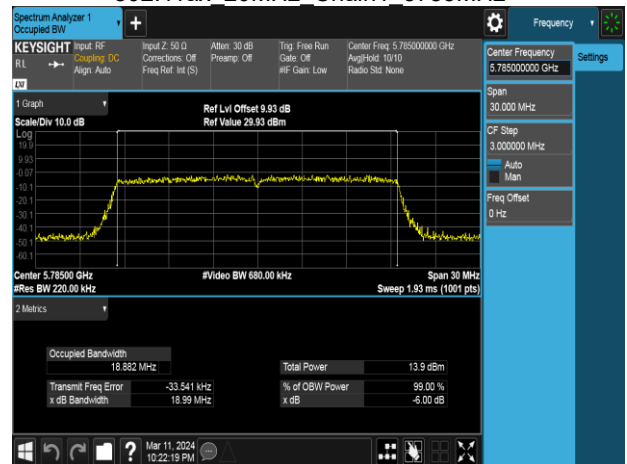
802.11ax 20MHz Chain1 5745MHz



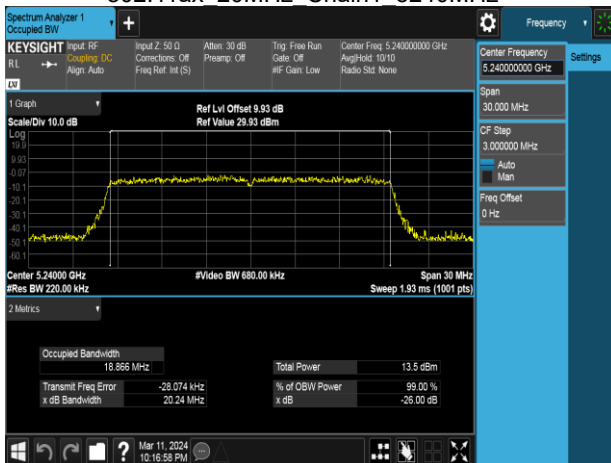
802.11ax 20MHz Chain1 5220MHz



802.11ax 20MHz Chain1 5785MHz



802.11ax 20MHz Chain1 5240MHz



802.11ax 20MHz Chain1 5825MHz

