

System Performance Check-D2450V2-727

Frequency: 2450 MHz; Duty Cycle: 1:1; Room Ambient Temperature: 22.6°C; Liquid Temperature: 20.5°C
Medium parameters used : $f = 2450$ MHz; $\sigma = 1.736$ S/m; $\epsilon_r = 37.825$; $\rho = 1000$ kg/m³

DASY5 Configuration:

- Area Scan Setting: Find Secondary Maximum Within: 2.0 dB and with a peak SAR value greater than 0.0012W/kg
- Electronics: DAE4 Sn910; Calibrated: 2023/6/26
- Probe: EX3DV4 - SN3665; ConvF(7.35, 7.35, 7.35) @ 2450 MHz; Calibrated: 2023/8/18
- Sensor-Surface: 2mm (Mechanical Surface Detection)
- Phantom: ELI

Head/Pin=250mW/Area Scan (81x81x1): Interpolated grid: dx=1.200 mm, dy=1.200 mm
Maximum value of SAR (interpolated) = 20.7 W/kg

Head/Pin=250mW/Zoom Scan (7x7x7)/Cube 0: Measurement grid: dx=5mm, dy=5mm, dz=5mm

Reference Value = 108.5 V/m; Power Drift = 0.04 dB


Peak SAR (extrapolated) = 28.4 W/kg

SAR(1 g) = 13.5 W/kg; SAR(10 g) = 6.3 W/kg

Smallest distance from peaks to all points 3 dB below = 9 mm

Ratio of SAR at M2 to SAR at M1 = 48.7%

Maximum value of SAR (measured) = 20.7 W/kg



0 dB = 20.7 W/kg = 13.16 dBW/kg

System Performance Check-D5GHzV2-1349-5250

Frequency: 5250 MHz; Duty Cycle: 1:1; Room Ambient Temperature: 22.7°C; Liquid Temperature: 20.5°C
Medium parameters used: $f = 5250$ MHz; $\sigma = 4.734$ S/m; $\epsilon_r = 35.469$; $\rho = 1000$ kg/m³

DASY5 Configuration:

- Area Scan Setting: Find Secondary Maximum Within: 2.0 dB and with a peak SAR value greater than 0.0012W/kg
- Electronics: DAE4 Sn910; Calibrated: 2023/6/26
- Probe: EX3DV4 - SN3665; ConvF(5.44, 5.44, 5.44) @ 5250 MHz; Calibrated: 2023/8/18
- Sensor-Surface: 2mm (Mechanical Surface Detection)
- Phantom: ELI

Head/Pin=100mW/Area Scan (91x91x1): Interpolated grid: dx=1.000 mm, dy=1.000 mm

Maximum value of SAR (interpolated) = 15.0 W/kg

Head/Pin=100mW/Zoom Scan (7x7x12)/Cube 0: Measurement grid: dx=4mm, dy=4mm, dz=2mm

Reference Value = 58.50 V/m; Power Drift = -0.05 dB


Peak SAR (extrapolated) = 31.7 W/kg

SAR(1 g) = 7.67 W/kg; SAR(10 g) = 2.21 W/kg

Smallest distance from peaks to all points 3 dB below = 7.5 mm

Ratio of SAR at M2 to SAR at M1 = 55%

Maximum value of SAR (measured) = 15.8 W/kg



0 dB = 15.0 W/kg = 11.76 dBW/kg

System Performance Check-D5GHzV2-1349-5750


Frequency: 5750 MHz; Duty Cycle: 1:1; Room Ambient Temperature: 22.7°C; Liquid Temperature: 20.5°C
Medium parameters used: $f = 5750$ MHz; $\sigma = 5.244$ S/m; $\epsilon_r = 34.651$; $\rho = 1000$ kg/m³

DASY5 Configuration:

- Area Scan Setting: Find Secondary Maximum Within: 2.0 dB and with a peak SAR value greater than 0.0012W/kg
- Electronics: DAE4 Sn910; Calibrated: 2023/6/26
- Probe: EX3DV4 - SN3665; ConvF(5.05, 5.05, 5.05) @ 5750 MHz; Calibrated: 2023/8/18
- Sensor-Surface: 2mm (Mechanical Surface Detection)
- Phantom: ELI

Head/Pin=100mW/Area Scan (91x91x1): Interpolated grid: dx=1.000 mm, dy=1.000 mm
Maximum value of SAR (interpolated) = 17.2 W/kg

Head/Pin=100mW/Zoom Scan (7x7x12)/Cube 0: Measurement grid: dx=4mm, dy=4mm, dz=2mm
Reference Value = 59.24 V/m; Power Drift = 0.19 dB
Peak SAR (extrapolated) = 35.8 W/kg
SAR(1 g) = 8.71 W/kg; SAR(10 g) = 2.5 W/kg
Smallest distance from peaks to all points 3 dB below = 7.5 mm
Ratio of SAR at M2 to SAR at M1 = 55.1%
Maximum value of SAR (measured) = 17.8 W/kg



0 dB = 17.8 W/kg = 12.50 dBW/kg