
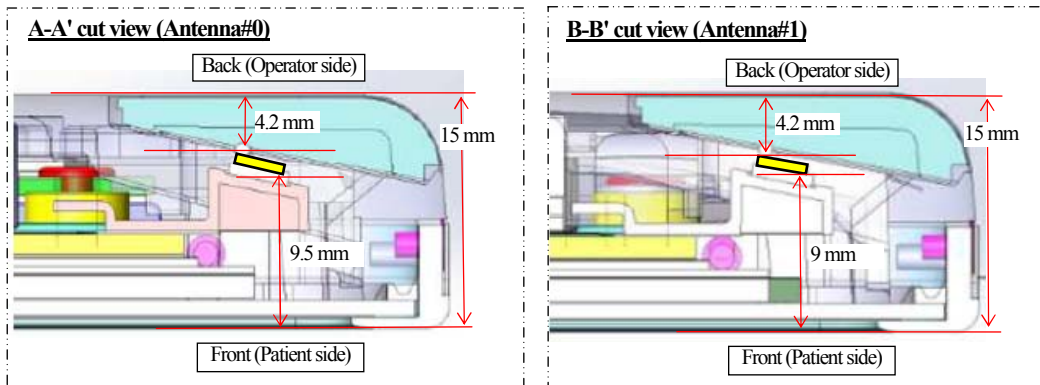
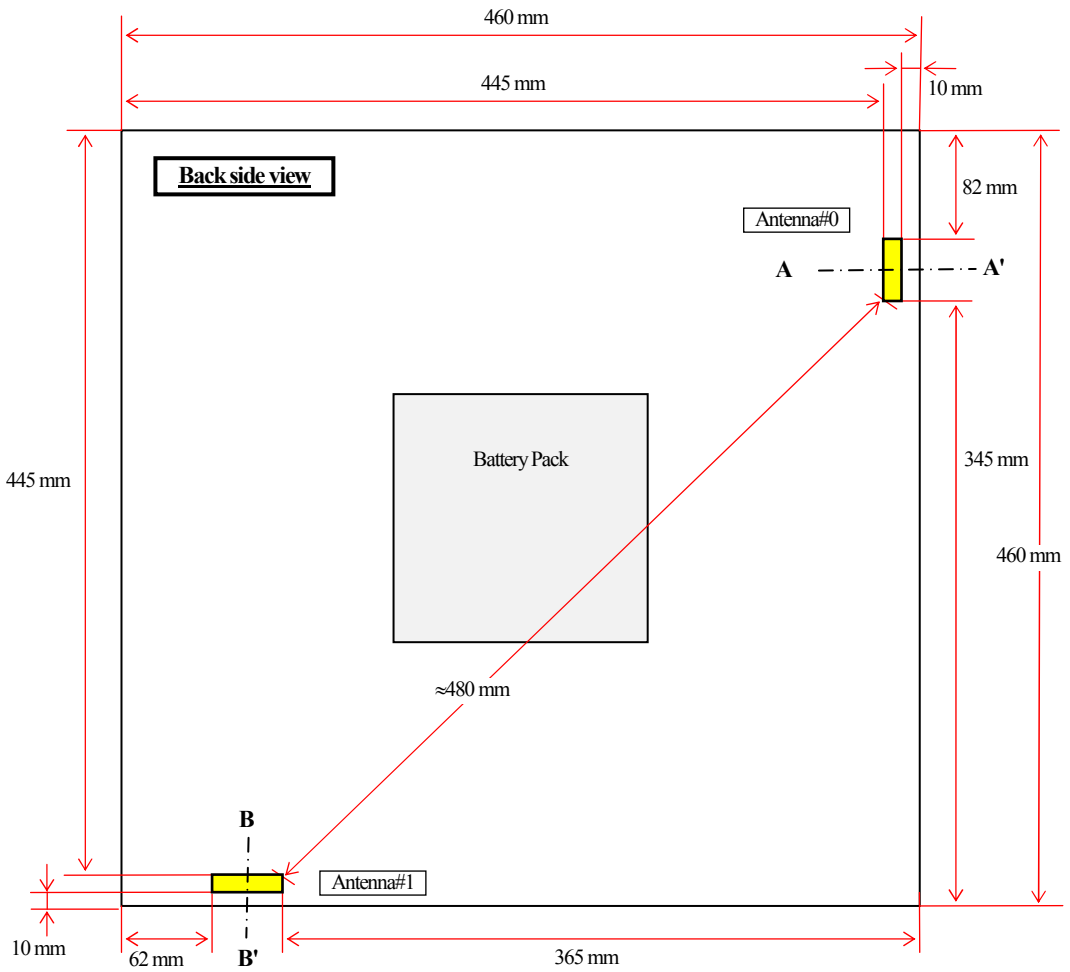


APPENDIX 1: Photographs of test setup


Appendix 1-1: Photograph of EUT and antenna position



Appendix 1-2: Antenna position



Appendix 1-3: EUT and support equipment



Description of EUT and Support Equipment

No.	Item	Model number	Serial number	Manufacturer	Remark
A	Wireless LAN module	SX-PCEAN(FF-E)	00809270C5E1	Silex Technology, Inc.	EUT.
B	Flat Panel Sensor	RIC 43G	#001	FUJIFILM Corporation	Platform
C1 C2	Battery Pack (DC 7.4 V, 3200 mAh, 24 Wh (Li-ion))	BJ-LF20001AA	#2 #3	Panasonic Automotive & Industrial Systems Company	Support equipment.
D	Laptop PC (#KSPC-03)	ThinkPad T42 (Type 2373-L32)	L3-NHT3R_05/07	lenovo	Support equipment.
E	AC Adaptor	08K8208	11S08K8208Z1Z9MA5668XB	lenovo	Support equipment.
F	Battery Charger	FP2560A	No.24	Futaba Electric	Support equipment.
G	AC Adaptor	RC120G-16D	D004528F	Telecommunication Co., Ltd.	Support equipment.

List of cables used







No.	Name	Length (m)	Shield
①	LAN interface cable	0.8	Shielded
②	LAN cable (CAT6)	3	Unshielded
③	DC cable (AC adaptor)	1.8	Unshielded

No.	Name	Length (m)	Shield
④	AC cable (AC adaptor)	2	Unshielded
⑤	DC cable (AC adaptor)	1.4	Unshielded
⑥	AC cable (AC adaptor)	1.9	Unshielded

Appendix 1-4: Photograph of SAR test setup

Position	Setup photographs		
Front (Patient side) (antenna #0 side) (Touch)			
Side-ant#0 (antenna#0 side) (Touch)			

Appendix 1-4: Photograph of SAR test setup (cont'd)

Position	Setup photographs		
Front (Patient side) (antenna #1 side) (Touch)			
			
Bottom (antenna#1 side) (Touch)	