
APPENDIX 2: SAR Measurement data

Appendix 2-1: Evaluation procedure

The SAR evaluation was performed with the following procedure:

Step 1: Measurement of the E-field at a fixed location above the central position of flat phantom was used as a reference value for assessing the power drop.

Step 2: The SAR distribution at the exposed side of head or body position was measured at a distance of each device from the inner surface of the shell. The area covered the entire dimension of the antenna of EUT and suitable horizontal grid spacing of EUT. Based on these data, the area of the maximum absorption was determined by splines interpolation.

Step 3: Around this point found in the Step 2 (area scan), a volume of more than or equal to 30mm(X axis)×30mm(Y axis)×30mm(Z axis) was assessed by measuring 7×7×7 points (or more) under 3GHz and a volume of more than or equal to 28mm(X axis)×28mm(Y axis)×24mm (Z axis) was assessed by measuring 8×8×7 (ratio step method (*1)) points (or more) for 3-6GHz frequency band.

Any additional peaks found in the Step2 which are within 2dB of limit are repeated with this Step3 (Zoom scan).
On the basis of this data set, the spatial peak SAR value was evaluated under the following procedure:

- (1) The data at the surface were extrapolated, since the center of the dipoles is 1mm away from the tip of the probe and the distance between the surface and the lowest measuring point is 2mm. The extrapolation was based on a least square algorithm. A polynomial of the fourth order was calculated through the points in z-axes. This polynomial was then used to evaluate the points between the surface and the probe tip.
- (2) The maximum interpolated value was searched with a straightforward algorithm. Around this maximum the SAR values averaged over the spatial volumes (1g or 10g) were computed by the 3D-Spline interpolation algorithm. The 3D-Spline is composed of three one-dimensional splines with the "Not a knot"-condition (in x, y and z-directions). The volume was integrated with the trapezoidal-algorithm. One thousand points (10×10×10) were interpolated to calculate the average.
- (3) All neighboring volumes were evaluated until no neighboring volume with a higher average value was found.

Step 4: Re-measurement of the E-field at the same location as in Step 1 for the assessment of the power drift.

Step 5: Repeat Step 1-Step 4 with other condition or/and setup of EUT.

*1. Ratio step method parameters used; the first measurement point: "1.4mm" from the phantom surface, the initial grid separation: "1.4mm", subsequent graded grid ratio: "1.4". These parameters comply with the requirement of the KDB 865664 D01 (v01r04) and recommended by Schmid & Partner Engineering AG (DASY5 manual).

Appendix 2-2: Measurement data

Plot 1-1: (2.4GHz band, Body liquid) Antenna#1; Bottom & touch, 11g (6Mbps), 2417 MHz

>Higher reported SAR(1g) for antenna#1, 2.4GHz band, in body liquid

EUT: Wireless LAN module (in Flat panel sensor); Type: SX-PCEAN(FF-E) (flat panel: RIC 43G); Serial: 00809270C5E1 (flat panel: #001)
Mode: 11g(6Mbps, BPSK/OFDM) (UID 0, Frame Length in ms: 0; PAR: 0; PMF: 1); Frequency: 2417MHz; Crest Factor: 1.0
Medium: M2450(0224); Medium parameters used: f = 2417 MHz; sigma = 1.973 S/m; epsilon_r = 50.8; rho = 1000 kg/m^3
Measurement Standard: DASY5 (IEEE/IEC/ANSI C63.19-2007)

DASY Configuration: -Probe: EX3DV4 - SN3907; ConvF(7.17, 7.17, 7.17); Calibrated: 2015/04/23; -DASY52 52.8.8(1222); SEMCAD X 14.6.10(7331)
-Sensor-Surface: 2mm (Mechanical Surface Detection), z = 1.0, 31.0, 161.0 -Electronics: DAE4 Sn626; Calibrated: 2015/09/15
-Phantom: ELI v4.0; Type: QDOVA001BA; Serial: 1059; Phantom section: Flat Section

ant1,portable(body-touch)(kdb248227)/24b10-1-2;b2417,11g(6m,ps17),ant1-side&touch(d0)

Area Scan:96x96,12 (9x9x1): Measurement grid: dx=12mm, dy=12mm; Maximum value of SAR (measured)=0.0318 W/kg

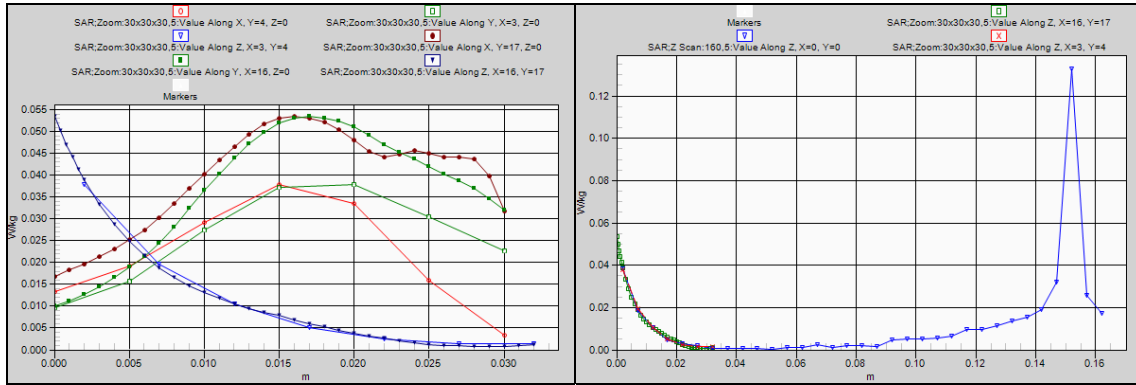
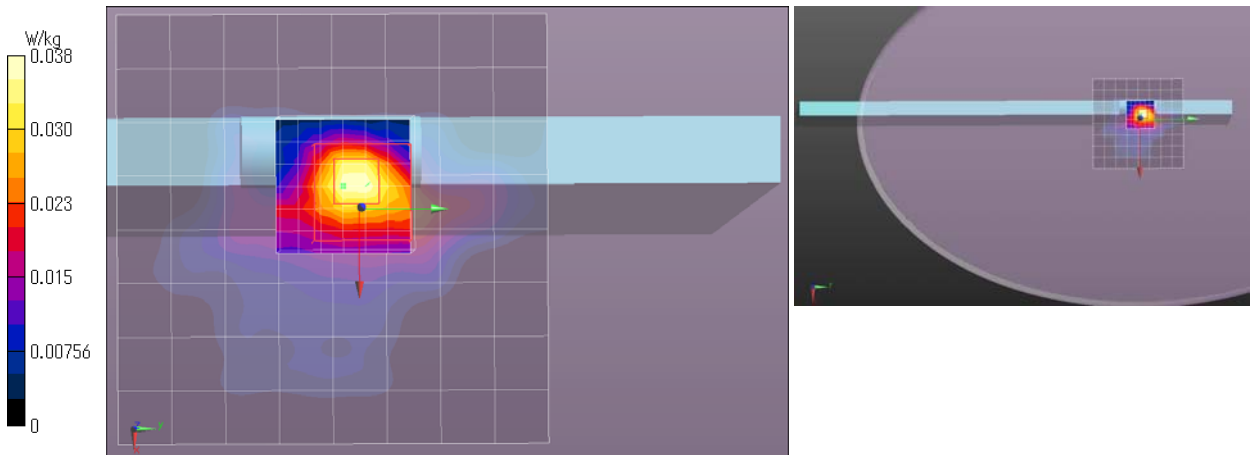
Area Scan:96x96,12 (81x81x1): Interpolated grid: dx=1.200 mm, dy=1.200 mm; Maximum value of SAR (interpolated)=0.0371 W/kg

Z Scan:160,5 (1x1x33): Measurement grid: dx=20mm, dy=20mm, dz=5mm; Maximum value of SAR (measured)=0.133 W/kg

Zoom:30x30x30,5 (7x7x7)/Cube 0: Measurement grid: dx=5mm, dy=5mm, dz=5mm;

Reference Value = 4.390 V/m; Power Drift = 0.11 dB; Maximum value of SAR (measured) = 0.0378 W/kg; Peak SAR (extrapolated) = 0.0540 W/kg

SAR(1 g) = 0.025 W/kg; SAR(10 g) = 0.011 W/kg



Remarks: * Date tested: 2016/02/24; Tested by: Hiroshi Naka; Tested place: No.7 shielded room,
* liquid depth: 153 mm; Position: distance of EUT to phantom: 0 mm (2 mm to liquid); ambient: 23.5 +/- 1 deg.C. / 40 +/- 10 %RH,
* liquid temperature: 22.7(start)/22.7(end)/22.5(in check) deg.C.; * White cubic: zoom scan area, Red cubic: big=SAR(10g)/small=SAR(1g)

Appendix 2-2: Measurement data (cont'd)

Plot 1-2: (2.4GHz band, Body liquid) Antenna#0; Side-ant#0 & touch, 11g (6Mbps), 2417 MHz

->Higher reported SAR(1g) for antenna#0, 2.4GHz band, in body liquid.

EUT: Wireless LAN module (in Flat panel sensor); Type: SX-PCEAN(FF-E) (flat panel: RIC 43G); Serial: 00809270C5E1 (flat panel: #001)

Mode: 11g(6Mbps, BPSK/OFDM) (UID 0, Frame Length in ms: 0; PAR: 0; PMF: 1); Frequency: 2417 MHz; Crest Factor: 1.0

Medium: M2450(0224); Medium parameters used: f = 2417 MHz; $\sigma = 1.973$ S/m; $\epsilon_r = 50.8$; $\rho = 1000$ kg/m³

Measurement Standard: DASY5 (IEEE/IEC/ANSI C63.19-2007)

DASY Configuration: -Probe: EX3DV4 - SN3907; ConvF(7.17, 7.17, 7.17); Calibrated: 2015/04/23; -DASY52 52.8.8(1222); SEMCAD X 14.6.10(7331)

-Sensor-Surface: 2mm (Mechanical Surface Detection), z = 1.0, 31.0, 161.0

-Electronics: DAE4 Sn626; Calibrated: 2015/09/15

-Phantom: ELI v4.0; Type: QDOVA001BA; Serial: 1059; Phantom section: Flat Section

ant0,portable(body-touch)(kdb248227)/24b5-0-2;b2417,11g(6m,ps18),ant0-side&touch(d0)

Area Scan:96x96,12 (9x9x1): Measurement grid: dx=12mm, dy=12mm; Maximum value of SAR (measured) = 0.0280 W/kg

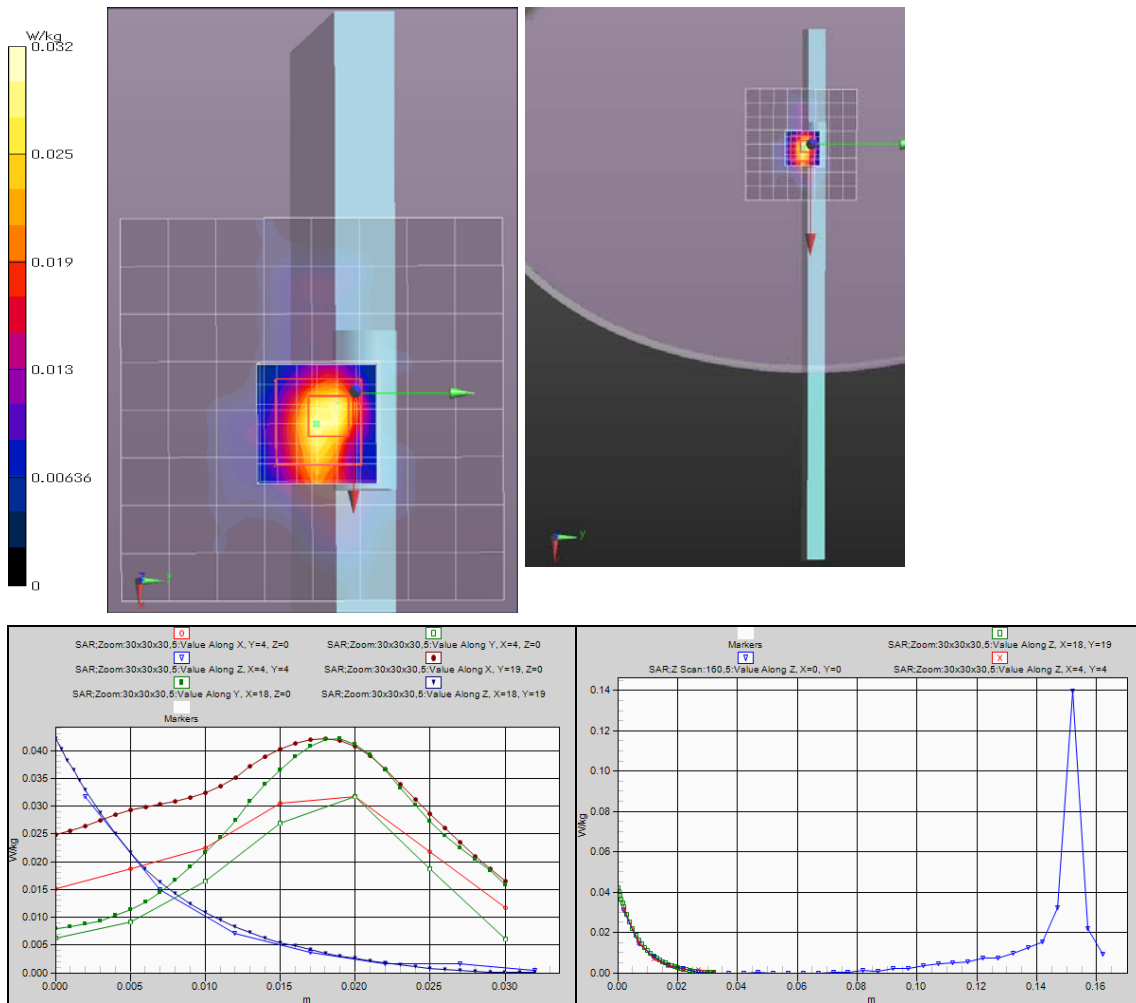
Area Scan:96x96,12 (81x81x1): Interpolated grid: dx=1.200 mm, dy=1.200 mm; Maximum value of SAR (interpolated) = 0.0304 W/kg

Z Scan:160,5 (1x1x33): Measurement grid: dx=20mm, dy=20mm, dz=5mm; Maximum value of SAR (measured) = 0.140 W/kg

Zoom:30x30x30,5 (7x7x7)/Cube 0: Measurement grid: dx=5mm, dy=5mm, dz=5mm;

Reference Value = 3.932 V/m; Power Drift = -0.09 dB; Maximum value of SAR (measured) = 0.0318 W/kg; Peak SAR (extrapolated) = 0.0420 W/kg

SAR(1 g) = 0.021 W/kg; SAR(10 g) = 0.00892 W/kg



Remarks: * Date tested: 2016/02/24; Tested by: Hiroshi Naka; Tested place: No.7 shielded room,
 * liquid depth: 153 mm; Position: distance of EUT to phantom: 0 mm (2 mm to liquid); ambient: 23.5 ± 1 deg.C. / 40 ± 10 %RH,
 * liquid temperature: 22.4(start)/22.5(end)/22.5(in check) deg.C.; * White cubic: zoom scan area, Red cubic: big=SAR(10g) / small=SAR(1g)

Appendix 2-2: Measurement data (cont'd)

Plot 2-1: (5GHz band, Body liquid) Antenna#1: Bottom & touch, 11a (6Mbps), 5825 MHz

->Higher reported SAR(1g) for antenna#1, 5GHz band, in body liquid.

EUT: Wireless LAN module (in Flat panel sensor); Type: SX-PCEAN(FF-E) (flat panel: RIC 43G); Serial: 00809270C5E1 (flat panel: #001)

Mode: 11a(6Mbps, BPSK/OFDM) (UID 0, Frame Length in ms: 0; PAR: 0; PMF: 1); Frequency: 5825 MHz; Crest Factor: 1.0

Medium: MSL5800; Medium parameters used: f = 5825 MHz; $\sigma = 6.283$ S/m; $\epsilon_r = 46.71$; $\rho = 1000$ kg/m³

Measurement Standard: DASYS (IEEE/IEC/ANSI C63.19-2007)

DASY Configuration: -Probe: EX3DV4 - SN3907; ConvF(4.06, 4.06, 4.06); Calibrated: 2015/04/23; -DASY52 52.8.8(1222); SEMCAD X 14.6.10(7331)

-Sensor-Surface: 1.4mm (Mechanical Surface Detection), z = 1.0, 25.0, 156.0 -Electronics: DAE4 Sn626; Calibrated: 2015/09/15

-Phantom: ELL v4.0; Type: QDOVA001BA; Serial: 1059; Phantom section: Flat Section

ant1,side-edge,touch(kdb248227)/5gb7ant1-w58-1;b5825,11a(6m,ps17),ant1-edge&touch(d0)

Area:90x80,10 (10x9x1): Measurement grid: dx=10mm, dy=10mm; Maximum value of SAR (measured) = 0.406 W/kg

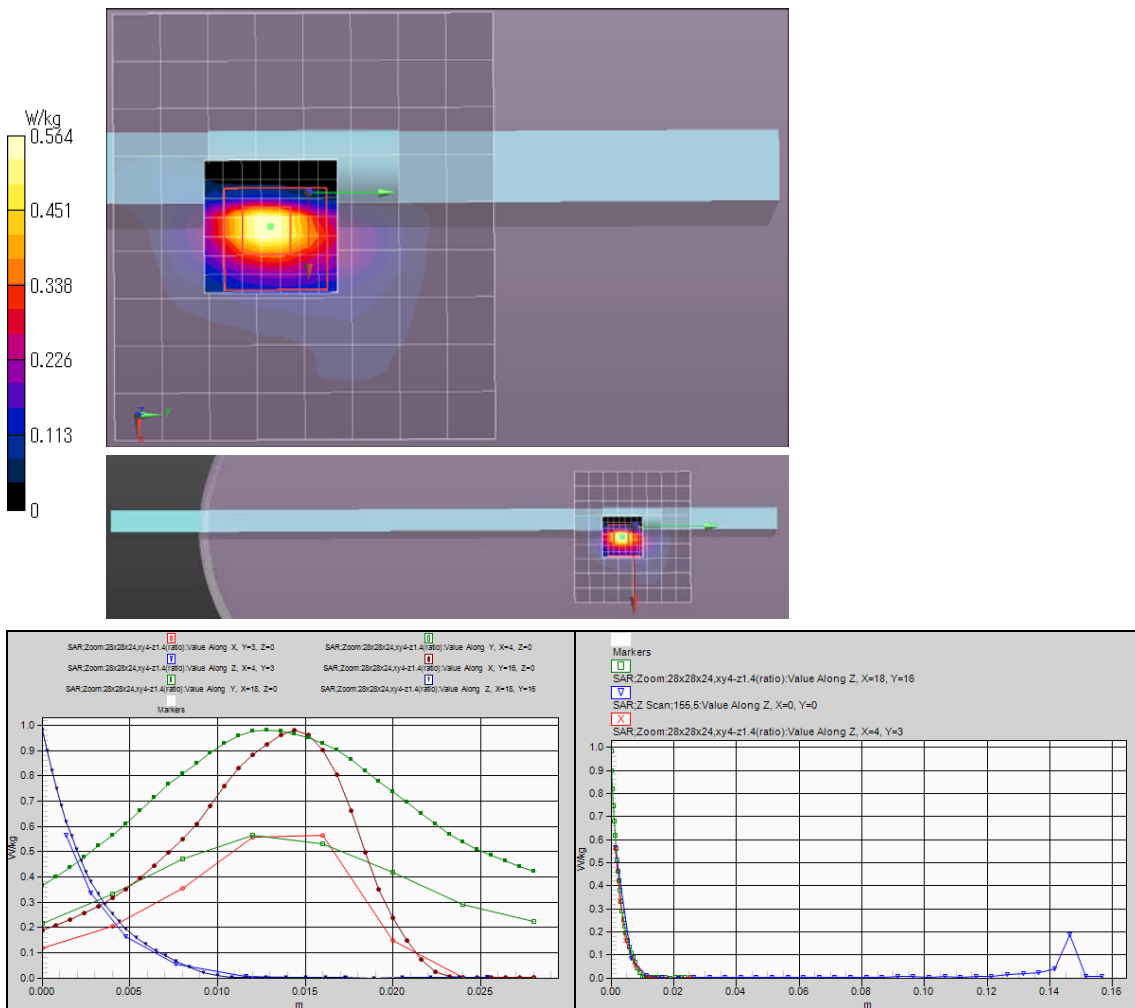
Area:90x80,10 (91x81x1): Interpolated grid: dx=1.000 mm, dy=1.000 mm; Maximum value of SAR (interpolated) = 0.511 W/kg

Z Scan;155,5 (1x1x32): Measurement grid: dx=20mm, dy=20mm, dz=5mm; Maximum value of SAR (measured) = 0.567 W/kg

Zoom:28x28x24,xy4-z1.4(ratio) (8x8x7)/Cube 0: Measurement grid: dx=4mm, dy=4mm, dz=1.4mm;

Reference Value = 11.35 V/m; Power Drift = -0.10 dB; Maximum value of SAR (measured) = 0.564 W/kg; Peak SAR (extrapolated) = 0.983 W/kg

SAR(1 g) = 0.219 W/kg; SAR(10 g) = 0.058 W/kg



Remarks: * Date tested: 2016/02/10; Tested by: Hiroshi Naka; Tested place: No.7 shielded room,
 * liquid depth: 146 mm; Position: distance of EUT to phantom: 0 mm (2 mm to liquid); ambient: 24.0 ± 1 deg.C. / 40 ± 10 %RH,
 * liquid temperature: 22.6(start)/22.6(end)/22.9(in check) deg.C.; *. White cubic: zoom scan area, Red cubic: big=SAR(10g)/small=SAR(1g)

Appendix 2-2: Measurement data (cont'd)

Plot 2-2: (5GHz band, Body liquid) Antenna#0: Side-ant#0 & touch, 11a (6Mbps), 5785 MHz

->Higher reported SAR(1g) for antenna#0, 5GHz band, in body liquid.

EUT: Wireless LAN module (in Flat panel sensor); Type: SX-PCEAN(FF-E) (flat panel: RIC 43G); Serial: 00809270C5E1 (flat panel: #001)

Mode: 11a(6Mbps, BPSK/OFDM) (UID 0, Frame Length in ms: 0; PAR: 0; PMF: 1); Frequency: 5785 MHz; Crest Factor: 1.0

Medium: MSL5800; Medium parameters used: f = 5785 MHz; $\sigma = 6.265$ S/m; $\epsilon_r = 46.64$; $\rho = 1000$ kg/m³

Measurement Standard: DASYS5 (IEEE/IEC/ANSI C63.19-2007)

DASY Configuration: -Probe: EX3DV4 - SN3907; ConvF(4.06, 4.06, 4.06); Calibrated: 2015/04/23; -Electronics: DAE4 Sn626; Calibrated: 2015/09/15

-Sensor-Surface: 1.4mm (Mechanical Surface Detection (Locations From Previous Scan Used)), 1.4mm (Mechanical Surface Detection), z= 1.0, 25.0, 156.0

-Phantom: ELI v4.0; Type: QDOVA001BA; Serial: 1059; Phantom section: Flat Section -DASY52 52.8.8(1222); SEMCAD X 14.6.10(7331)

ant0,side-edge,touch(kdb248227)5gb21ant0-w58-2;ch;b5785,11a(6m,ps17),ant0-edge&touch(d0)

Area:80x90,10 (9x10x1): Measurement grid: dx=10mm, dy=10mm; Maximum value of SAR (measured)= 0.315 W/kg

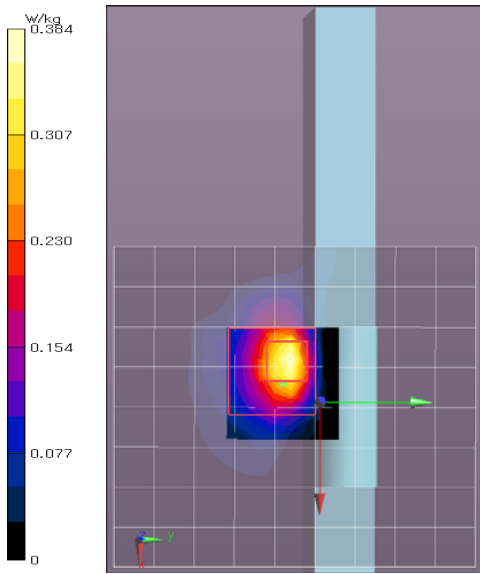
Area:80x90,10 (81x91x1): Interpolated grid: dx=1.000 mm, dy=1.000 mm; Maximum value of SAR (interpolated)= 0.327 W/kg

Z Scan;155,5 (1x1x32): Measurement grid: dx=20mm, dy=20mm, dz=5mm; Maximum value of SAR (measured)= 0.388 W/kg

Zoom:28x28x24,xy4-z1.4(ratio) (8x8x7)/Cube 0: Measurement grid: dx=4mm, dy=4mm, dz=1.4mm;

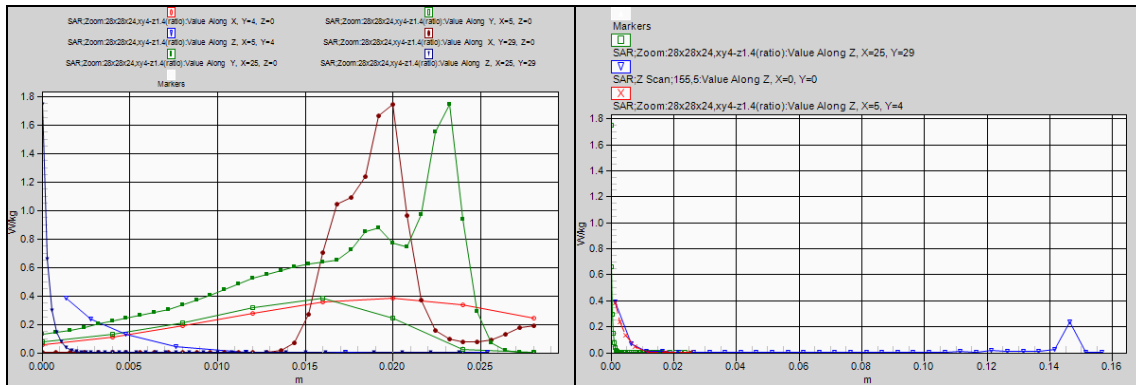
Reference Value = 8.066 V/m; Power Drift = -0.04 dB; Maximum value of SAR (measured)= 0.384 W/kg; Peak SAR (extrapolated)= 1.75 W/kg

SAR(1 g) = 0.153 W/kg; SAR(10 g) = 0.043 W/kg



Remarks:

- *. Date tested: 2016/02/10; Tested by: Hiroshi Naka,
- *. Tested place: No.7 shielded room; *. liquid depth: 146 mm,
- *. Position: distance of EUT to phantom: 0 mm (2 mm to liquid),
- *. ambient: 24.0 ± 1 deg.C. / 40 ± 10 %RH,
- *. liquid temperature: 22.7(start)/22.7(end)/22.9(in check) deg.C.,
- *. White cubic: zoom scan area, Red cubic: big=SAR(10g)/small=SAR(1g)



Appendix 2-2: Measurement data (cont'd)

Plot 3-1: (2.4GHz band, Head liquid) Antenna#1; Bottom & touch, 11g (6Mbps), 2417 MHz

->Higher reported SAR(1g) for antenna#1, 2.4GHz band, in Head liquid.

->(Highest reported SAR(1g), 2.4GHz band)

EUT: Wireless LAN module (in Flat panel sensor); Type: SX-PCEAN(FF-E) (flat panel: RIC 43G); Serial: 00809270C5E1 (flat panel: #001)

Mode: 11g(6Mbps, BPSK/OFDM) (UID 0, Frame Length in ms: 0; PAR: 0; PMF: 1); Frequency: 2417 MHz; Crest Factor: 1.0

Medium: HSL2450; Medium parameters used: f = 2417 MHz; $\sigma = 1.817$ S/m; $\epsilon_r = 38.10$; $\rho = 1000$ kg/m³

Measurement Standard: DASY5 (IEEE/IEC/ANSI C63.19-2007)

DASY Configuration: -Probe: EX3DV4 - SN3907; ConvF(7, 7, 7); Calibrated: 2015/04/23; -DASY52 52.8.8(1222); SEMCAD X 14.6.10(7331)
 -Sensor-Surface: 2mm (Mechanical Surface Detection), z = 1.0, 31.0, 161.0 -Electronics: DAE4 Sn626; Calibrated: 2015/09/15
 -Phantom: ELI v4.0; Type: QDOVA001BA; Serial: 1059; Phantom section: Flat Section

ant1,portable(body-touch)(kdb248227)/24h1-1-1;h2417,11g(6m,ps17),ant1-side&touch(d0)

Area Scan:96x96,12 (9x9x1): Measurement grid: dx=12mm, dy=12mm; Maximum value of SAR (measured) = 0.0481 W/kg

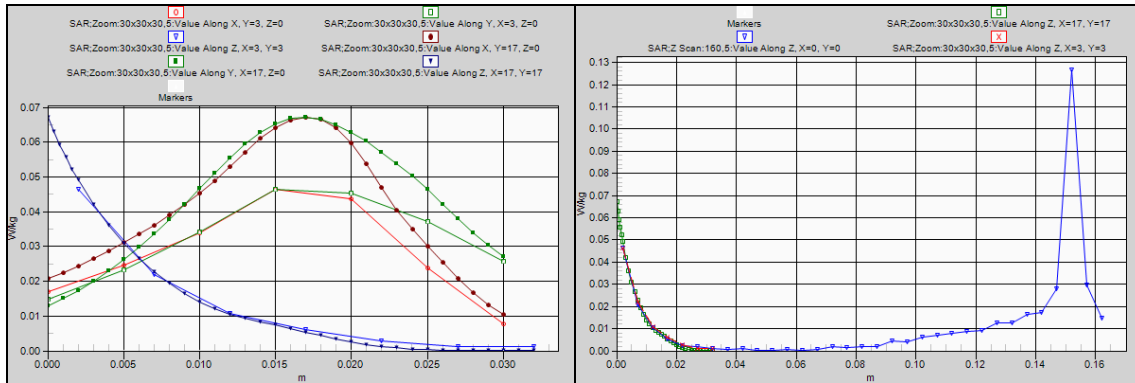
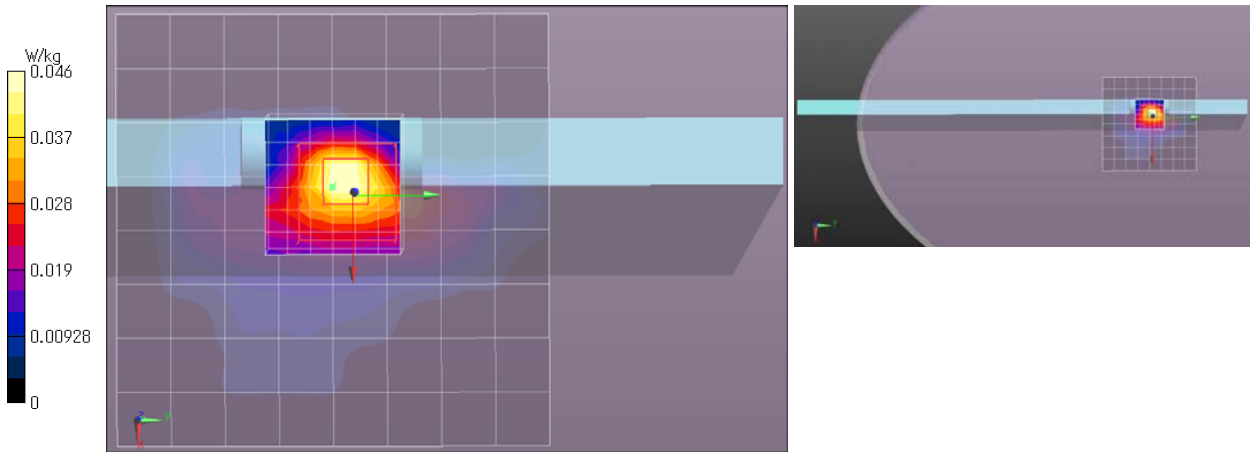
Area Scan:96x96,12 (81x81x1): Interpolated grid: dx=1.200 mm, dy=1.200 mm; Maximum value of SAR (interpolated) = 0.0556 W/kg

Z Scan:160,5 (1x1x33): Measurement grid: dx=20mm, dy=20mm, dz=5mm; Maximum value of SAR (measured) = 0.126 W/kg

Zoom:30x30x30,5 (7x7x7)/Cube 0: Measurement grid: dx=5mm, dy=5mm, dz=5mm;

Reference Value = 5.078 V/m; Power Drift = 0.01 dB; Maximum value of SAR (measured) = 0.0464 W/kg; Peak SAR (extrapolated) = 0.0670 W/kg

SAR(1 g) = 0.031 W/kg; SAR(10 g) = 0.014 W/kg



Remarks: * Date tested: 2016/02/23; Tested by: Hiroshi Naka; Tested place: No.7 shielded room,
 * liquid depth: 151 mm; Position: distance of EUT to phantom: 0 mm (2 mm to liquid); ambient: 24.0 ± 1 deg.C. / 40 ± 10 %RH,
 * liquid temperature: 23.4(start)/23.3(end)/23.8(in check) deg.C.; * White cubic: zoom scan area, Red cubic: big=SAR(10g)/small=SAR(1g)

Appendix 2-2: Measurement data (cont'd)

Plot 3-2: (2.4GHz band, Head liquid) Antenna#0:Side-ant#0& touch, 11g (6Mbps), 2417 MHz

->Higher reported SAR(1g) for antenna#0, 2.4GHz band, in Head liquid.

UT: Wireless LAN module (in Flat panel sensor); Type: SX-PCEAN(FF-E) (flat panel: RIC 43G); Serial: 00809270C5E1 (flat panel: #001)

Mode: 11g(6Mbps, BPSK/OFDM) (UID 0, Frame Length in ms: 0; PAR: 0; PMF: 1); Frequency: 2417 MHz; Crest Factor: 1.0

Medium: HSL2450; Medium parameters used: f = 2417 MHz; $\sigma = 1.817$ S/m; $\epsilon_r = 38.10$; $\rho = 1000$ kg/m³

Measurement Standard: DASY5 (IEEE/IEC/ANSI C63.19-2007)

DASY Configuration: -Probe: EX3DV4 - SN3907; ConvF(7, 7, 7); Calibrated: 2015/04/23; -DASY52 52.8.8(1222); SEMCAD X 14.6.10(7331)

-Sensor-Surface: 2mm (Mechanical Surface Detection), z = 1.0, 31.0, 161.0

-Electronics: DAE4 Sn626; Calibrated: 2015/09/15

-Phantom: ELI v4.0; Type: QDOVA001BA; Serial: 1059; Phantom section: Flat Section

ant0,portable(body-touch)(kdb248227)/24h6-0-1;h2417,11g(6m,ps18),ant0-side&touch(d0)

Area Scan:96x96,12 (9x9x1): Measurement grid: dx=12mm, dy=12mm; Maximum value of SAR (measured) = 0.0338 W/kg

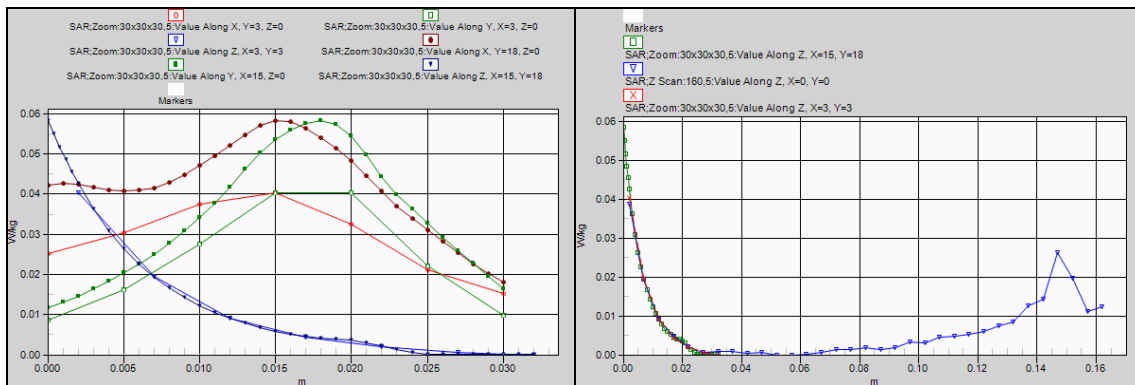
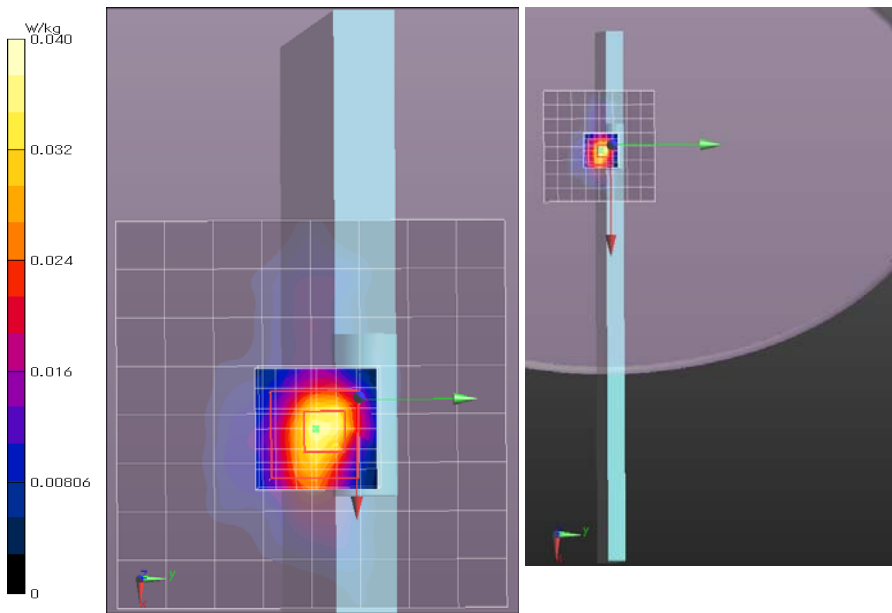
Area Scan:96x96,12 (81x81x1): Interpolated grid: dx=1.200 mm, dy=1.200 mm; Maximum value of SAR (interpolated) = 0.0362 W/kg

Z Scan:160,5 (1x1x33): Measurement grid: dx=20mm, dy=20mm, dz=5mm; Maximum value of SAR (measured) = 0.0387 W/kg

Zoom:30x30x30,5 (7x7x7)/Cube 0: Measurement grid: dx=5mm, dy=5mm, dz=5mm;

Reference Value = 4.706 V/m; Power Drift = -0.04 dB; Maximum value of SAR (measured) = 0.0403 W/kg; Peak SAR (extrapolated) = 0.0690 W/kg

SAR(1 g) = 0.026 W/kg; SAR(10 g) = 0.011 W/kg



Remarks: * Date tested: 2016/02/23; Tested by: Hiroshi Naka; Tested place: No.7 shielded room,
 * liquid depth: 151 mm; Position: distance of EUT to phantom: 0 mm (2 mm to liquid); ambient: 24.0 ± 10 %RH,
 * liquid temperature: 23.4(start)/23.6(end)/23.8(in check) deg.C.; * White cubic: zoom scan area, Red cubic: big=SAR(10g)/small=SAR(1g)

Appendix 2-2: Measurement data (cont'd)

Plot 4-1: (5GHz band, Head liquid) Antenna#1: Bottom & touch, 11a (6Mbps), 5825 MHz

->Higher reported SAR(1g) for antenna#1, 5GHz band, in Head liquid.

->(Highest reported SAR(1g), 5GHz band)

EUT: Wireless LAN module (in Flat panel sensor); Type: SX-PCEAN(FF-E) (flat panel: RIC 43G); Serial: 00809270C5E1 (flat panel: #001)

Mode: 11a(6Mbps, BPSK/OFDM) (UID 0, Frame Length in ms: 0; PAR: 0; PMF: 1); Frequency: 5825 MHz; Crest Factor: 1.0

Medium: HSL5GHz; Medium parameters used: f = 5825 MHz; σ = 5.16 S/m; ε_r = 34.82; ρ = 1000 kg/m³

Measurement Standard: DASY5 (IEEE/IEC/ANSI C63.19-2007)

DASY Configuration: -Probe: EX3DV4 - SN3907; ConvF(4.66, 4.66, 4.66); Calibrated: 2015/04/23; -DASY52 52.8.8(1222); SEMCAD X 14.6.10(7331)
-Sensor-Surface: 1.4mm (Mechanical Surface Detection), z = 1.0, 25.0, 156.0 -Electronics: DAE4 Sn626; Calibrated: 2015/09/15
-Phantom: ELI v4.0; Type: QDOVA001BA; Serial: 1059; Phantom section: Flat Section

ant1,side-edge,touch(kdb248227)/5gh1ant1-w58-1;h5825,11a(6m,ps17),ant1-edge&touch(d0)

Area:90x80,10 (10x9x1): Measurement grid: dx=10mm, dy=10mm; Maximum value of SAR (measured) = 0.437 W/kg

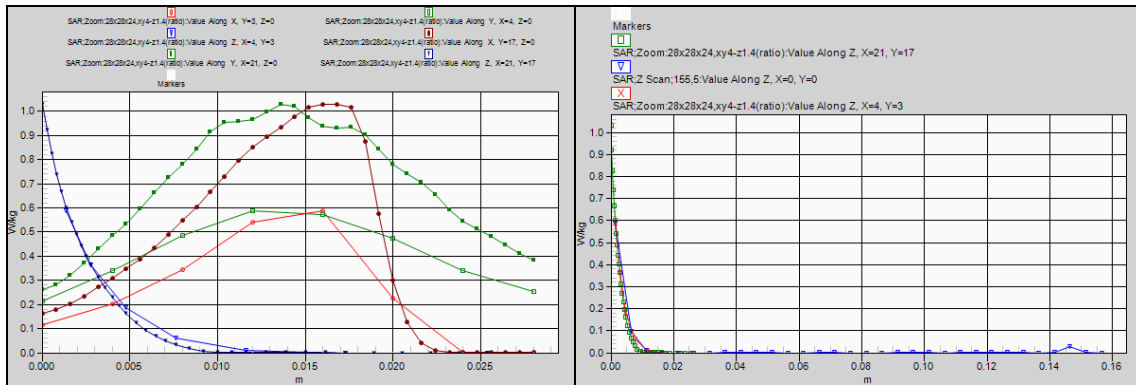
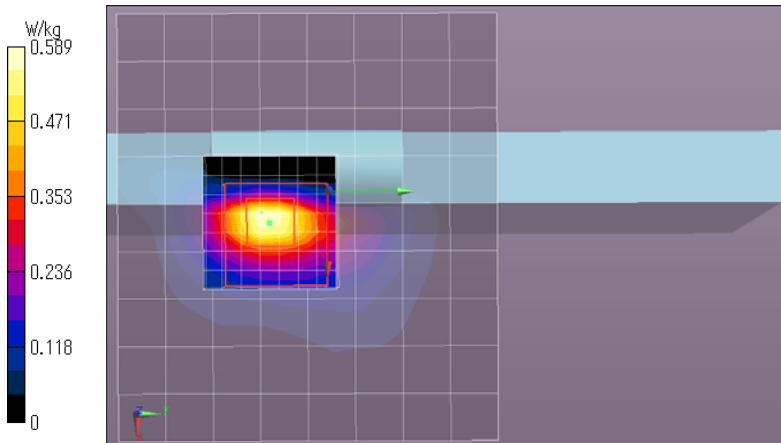
Area:90x80,10 (91x81x1): Interpolated grid: dx=1.000 mm, dy=1.000 mm; Maximum value of SAR (interpolated) = 0.776 W/kg

Z Scan;155,5 (1x1x32): Measurement grid: dx=20mm, dy=20mm, dz=5mm; Maximum value of SAR (measured) = 0.589 W/kg

Zoom:28x28x24,xy4-z1.4(ratio) (8x8x7)/Cube 0: Measurement grid: dx=4mm, dy=4mm, dz=1.4mm;

Reference Value = 12.16 V/m; Power Drift = -0.00 dB; Maximum value of SAR (measured) = 0.589 W/kg; Peak SAR (extrapolated) = 1.03 W/kg

SAR(1 g) = 0.234 W/kg; SAR(10 g) = 0.064 W/kg



Remarks: * Date tested: 2016/02/15; Tested by: Hiroshi Naka; Tested place: No.7 shielded room,
* liquid depth: 149 mm; Position: distance of EUT to phantom: 0 mm (2 mm to liquid); ambient: 24.0 ± 10 %RH,
* liquid temperature: 22.7(start)/22.7(end)/22.9(in check) deg.C.; * White cubic: zoom scan area, Red cubic: big=SAR(10g)/small=SAR(1g)

Appendix 2-2: Measurement data (cont'd)

Plot 4-2: (5GHz band, Head liquid) Antenna#0; Side-ant#0 & touch, 11a (6Mbps), 5785 MHz

->Higher reported SAR(1g) for antenna#0, 5GHz band, in Head liquid.

EUT: Wireless LAN module (in Flat panel sensor); Type: SX-PCEAN(FF-E) (flat panel: RIC 43G); Serial: 00809270C5E1 (flat panel: #001)

Mode: 11a(6Mbps, BPSK/OFDM) (UID 0, Frame Length in ms: 0; PAR: 0; PMF: 1); Frequency: 5785 MHz; Crest Factor: 1.0

Medium: HSL5GHz; Medium parameters used: f = 5785 MHz; $\sigma = 5.074$ S/m; $\epsilon_r = 34.83$; $\rho = 1000$ kg/m³

Measurement Standard: DASY5 (IEEE/IEC/ANSI C63.19-2007)

DASY Configuration: -Probe: EX3DV4 - SN3907; ConvF(4.66, 4.66, 4.66); Calibrated: 2015/04/23; -Electronics: DAE4 Sn626; Calibrated: 2015/09/15

-Sensor-Surface: 1.4mm (Mechanical Surface Detection (Locations From Previous Scan Used)), 1.4mm (Mechanical Surface Detection), z = 1.0, 25.0, 156.0

-Phantom: ELI v4.0; Type: QDOVA001BA; Serial: 1059; Phantom section: Flat Section

-DASY52 52.8.8(1222); SEMCAD X 14.6.10(7331)

ant0,side-edge,touch(kdb248227)/5gh12ant0-w58-2;ch;h5785,11a(6m,ps17),ant0-edge&touch(d0)

Area:80x90,10 (9x10x1): Measurement grid: dx=10mm, dy=10mm; Maximum value of SAR (measured) = 0.343 W/kg

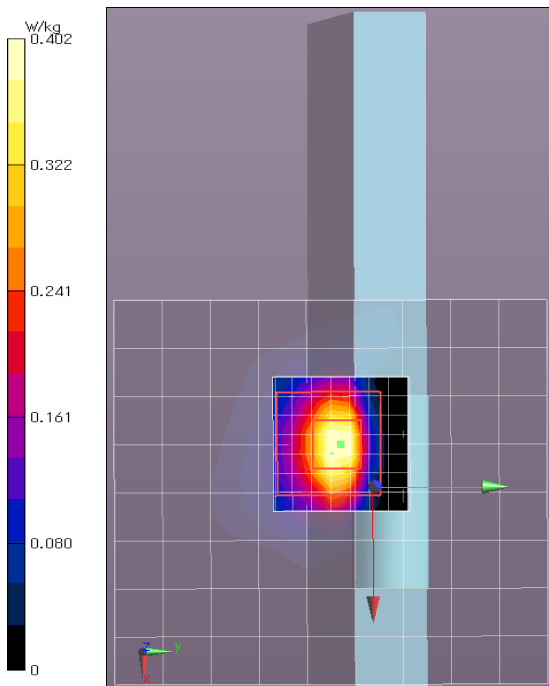
Area:80x90,10 (81x91x1): Interpolated grid: dx=1.000 mm, dy=1.000 mm; Maximum value of SAR (interpolated) = 0.646 W/kg

Z Scan:155,5 (1x1x32): Measurement grid: dx=20mm, dy=20mm, dz=5mm; Maximum value of SAR (measured) = 0.397 W/kg

Zoom:28x28x24,xy4-z1.4(ratio) (8x8x7)/Cube 0: Measurement grid: dx=4mm, dy=4mm, dz=1.4mm;

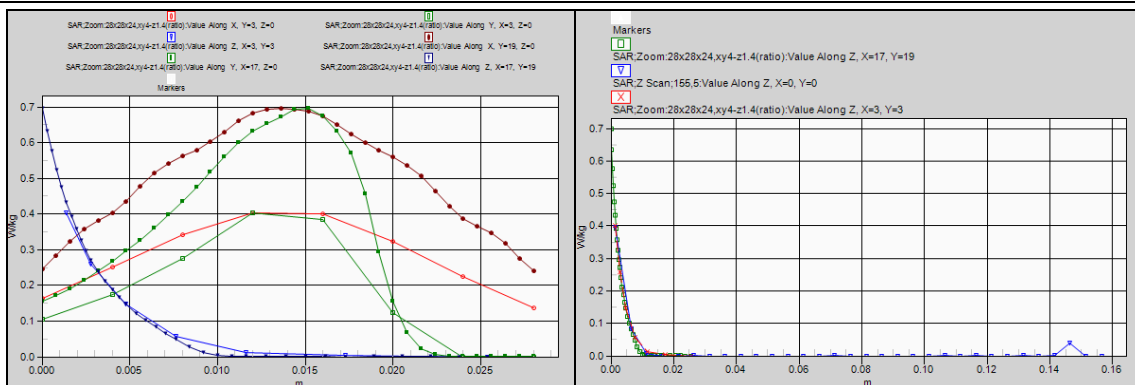
Reference Value = 10.26 V/m; Power Drift = -0.09 dB; Maximum value of SAR (measured) = 0.402 W/kg; Peak SAR (extrapolated) = 0.697 W/kg

SAR(1 g) = 0.167 W/kg; SAR(10 g) = 0.046 W/kg



Remarks:

- * Date tested: 2016/02/15; Tested by: Hiroshi Naka,
- * Tested place: No.7 shielded room; * liquid depth: 146 mm,
- * Position: distance of EUT to phantom: 0 mm (2 mm to liquid),
- * ambient: 24.0 ± 1 deg.C. / 40 ± 10 %RH,
- * liquid temperature: 23.0(start)/23.0(end)/22.9(in check) deg.C.,
- * White cubic: zoom scan area, Red cubic: big=SAR(10g)/small=SAR(1g)



Appendix 2-2: Measurement data (cont'd)

Plot 1-3: (2.4GHz band, Body liquid) Antenna#0; Front (Patient) side & touch, 11g (6Mbps), 2417 MHz

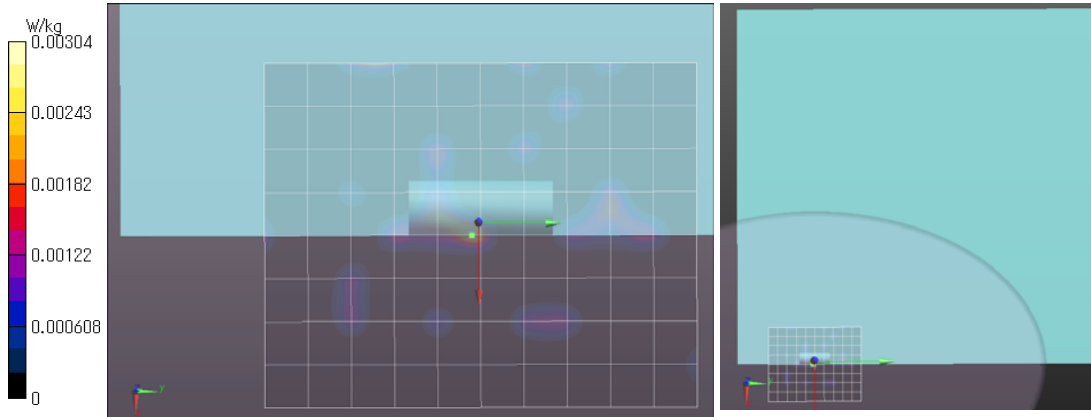
EUT: Wireless LAN module (in Flat panel sensor); Type: SX-PCEAN(FF-E) (flat panel: RIC 43G); Serial: 00809270C5E1 (flat panel: #001)
Mode: 11g(6Mbps, BPSK/OFDM) (UID 0, Frame Length in ms: 0; PAR: 0; PMF: 1); **Frequency: 2417 MHz; Crest Factor: 1.0**
Medium: M2450(0224); Medium parameters used: f = 2417 MHz; $\sigma = 1.973$ S/m; $\epsilon_r = 50.8$; $\rho = 1000$ kg/m³
 Measurement Standard: DASY5 (IEEE/IEC/ANSI C63.19-2007)

DASY Configuration: -Probe: EX3DV4 - SN3907; ConvF(7.17, 7.17, 7.17); Calibrated: 2015/04/23; -DASY52.52.8.8(1222); SEMCAD X 14.6.10(7331)
 -Sensor-Surface: 2mm (Mechanical Surface Detection), z = 1.0, -Electronics: DAE4 Sn626; Calibrated: 2015/09/15
 -Phantom: ELI v4.0; Type: QDOVA001BA; Serial: 1059; Phantom section: Flat Section

ant0,portable(body-touch)(kdb248227)24b3-0-1;b2417,11g(6m,ps18),front-flat(patient)&touch(d0)

Area Scan:96x120,12 (9x11x1): Measurement grid: dx=12mm, dy=12mm; Maximum value of SAR (measured) = 0.00246 W/kg

Area Scan:96x120,12 (81x101x1): Interpolated grid: dx=1.200 mm, dy=1.200 mm; Maximum value of SAR (interpolated) = 0.00304 W/kg



Remarks: * Date tested: 2016/02/24; Tested by: Hiroshi Naka; Tested place: No.7 shielded room,
 * liquid depth: 153 mm; Position: distance of EUT to phantom: 0 mm (2 mm to liquid); ambient: 23.5 ± 1 deg.C. / 40 ± 10 %RH,
 * liquid temperature: 22.4(start)/22.4(end)/22.5(in check) deg.C.; * White cubic: zoom scan area, Red cubic: big=SAR(10g)/small=SAR(1g)

Plot 1-4: (2.4GHz band, Body liquid) Antenna#1; Front (Patient) side & touch, 11g (6Mbps), 2417 MHz

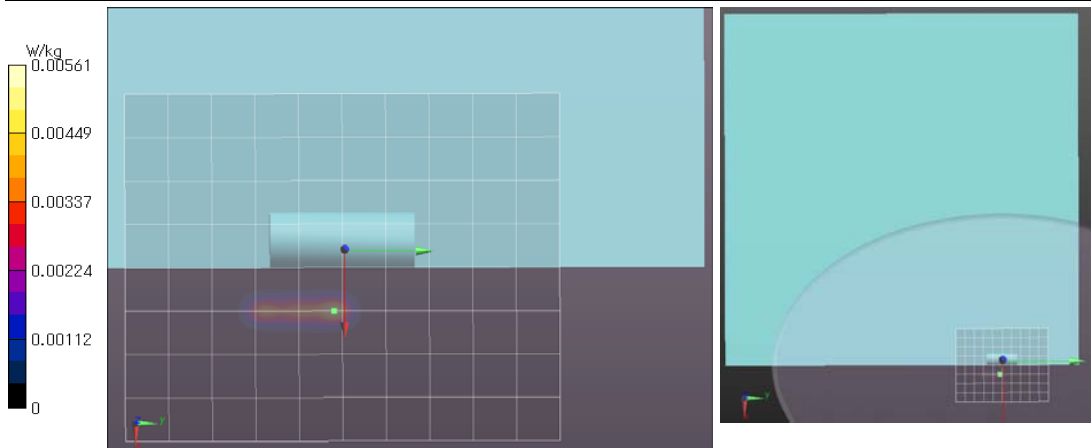
EUT: Wireless LAN module (in Flat panel sensor); Type: SX-PCEAN(FF-E) (flat panel: RIC 43G); Serial: 00809270C5E1 (flat panel: #001)
Mode: 11g(6Mbps, BPSK/OFDM) (UID 0, Frame Length in ms: 0; PAR: 0; PMF: 1); **Frequency: 2417 MHz; Crest Factor: 1.0**
Medium: M2450(0224); Medium parameters used: f = 2417 MHz; $\sigma = 1.973$ S/m; $\epsilon_r = 50.8$; $\rho = 1000$ kg/m³
 Measurement Standard: DASY5 (IEEE/IEC/ANSI C63.19-2007)

DASY Configuration: -Probe: EX3DV4 - SN3907; ConvF(7.17, 7.17, 7.17); Calibrated: 2015/04/23; -DASY52.52.8.8(1222); SEMCAD X 14.6.10(7331)
 -Sensor-Surface: 2mm (Mechanical Surface Detection), z = 1.0, -Electronics: DAE4 Sn626; Calibrated: 2015/09/15
 -Phantom: ELI v4.0; Type: QDOVA001BA; Serial: 1059; Phantom section: Flat Section

ant1,portable(body-touch)(kdb248227)24b4-1-1;b2417,11g(6m,ps17),front-flat(patient)&touch(d0)

Area Scan:96x120,12 (9x11x1): Measurement grid: dx=12mm, dy=12mm; Maximum value of SAR (measured) = 0.00443 W/kg

Area Scan:96x120,12 (81x101x1): Interpolated grid: dx=1.200 mm, dy=1.200 mm; Maximum value of SAR (interpolated) = 0.00561 W/kg



Remarks: * Date tested: 2016/02/24; Tested by: Hiroshi Naka; Tested place: No.7 shielded room,
 * liquid depth: 153 mm; Position: distance of EUT to phantom: 0 mm (2 mm to liquid); ambient: 23.5 ± 1 deg.C. / 40 ± 10 %RH,
 * liquid temperature: 22.4(start)/22.4(end)/22.5(in check) deg.C.; * White cubic: zoom scan area, Red cubic: big=SAR(10g)/small=SAR(1g)

Appendix 2-2: Measurement data (cont'd)

Plot 1-5: (2.4GHz band, Body liquid) Antenna#0; Side-ant#0 & touch, 11g (6Mbps), 2437 MHz

EUT: Wireless LAN module (in Flat panel sensor); Type: SX-PCEAN(FF-E) (flat panel: RIC 43G); Serial: 00809270C5E1 (flat panel: #001)
Mode: 11g(6Mbps, BPSK/OFDM) (UID 0, Frame Length in ms: 0; PAR: 0; PMF: 1); Frequency: 2437 MHz; Crest Factor: 1.0
Medium: M2450(0224); Medium parameters used: $f = 2437$ MHz; $\sigma = 2.001$ S/m; $\epsilon_r = 50.66$; $\rho = 1000$ kg/m³

Measurement Standard: DASYS5 (IEEE/IEC/ANSI C63.19-2007)

DASY Configuration: -Probe: EX3DV4 - SN3907; ConvF(7.17, 7.17, 7.17); Calibrated: 2015/04/23; -Electronics: DAE4 Sn626; Calibrated: 2015/09/15
-Sensor-Surface: 2mm (Mechanical Surface Detection (Locations From Previous Scan Used)), Sensor-Surface: 2mm (Mechanical Surface Detection), z = 1.0, 31.0
-Phantom: ELI v4.0; Type: QDOVA001BA; Serial: 1059; Phantom section: Flat Section -DASY52 52.8.8(1222); SEMCAD X 14.6.10(7331)

ant0,portable(body-touch)(kdb248227)24b6-0-3;ch;b2437,11g(6m,ps17),ant0-side&touch(d0)/

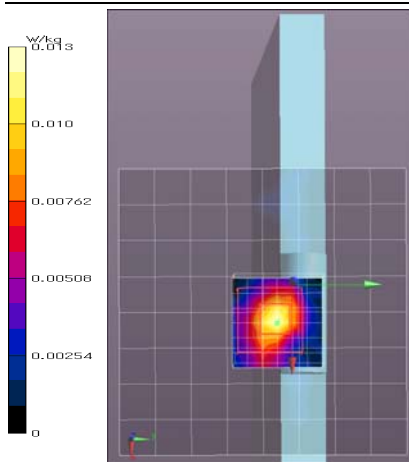
Area Scan:96x96,12 (9x9x1): Measurement grid: dx=12mm, dy=12mm; Maximum value of SAR (measured) = 0.00706 W/kg

Area Scan:96x96,12 (81x81x1): Interpolated grid: dx=1.200 mm, dy=1.200 mm; Maximum value of SAR (interpolated) = 0.0154 W/kg

Zoom:30x30x30,5 (7x7x7)/Cube 0: Measurement grid: dx=5mm, dy=5mm, dz=5mm;

Reference Value = 2.523 V/m; Power Drift = -0.09 dB; Maximum value of SAR (measured) = 0.0127 W/kg; Peak SAR (extrapolated) = 0.0170 W/kg

SAR(1 g) = 0.00777 W/kg; SAR(10 g) = 0.00274 W/kg



Remarks:

- *. Date tested: 2016/02/24; Tested by: Hiroshi Naka; Tested place: No.7 shielded room,
- *. liquid depth: 153 mm; Position: distance of EUT to phantom: 0 mm (2 mm to liquid);
- *. ambient: 23.5 ± 1 deg.C. / 40 ± 10 %RH,
- *. liquid temperature: 22.5(start)/22.6(end)/22.5(in check) deg.C.;
- *. White cubic: zoom scan area, Red cubic: big=SAR(10g)/small=SAR(1g)

Plot 1-6: (2.4GHz band, Body liquid) Antenna#0; Side-ant#0 & touch, 11g (6Mbps), 2462 MHz

EUT: Wireless LAN module (in Flat panel sensor); Type: SX-PCEAN(FF-E) (flat panel: RIC 43G); Serial: 00809270C5E1 (flat panel: #001)
Mode: 11g(6Mbps, BPSK/OFDM) (UID 0, Frame Length in ms: 0; PAR: 0; PMF: 1); Frequency: 2462MHz; Crest Factor: 1.0
Medium: M2450(0224); Medium parameters used: $f = 2462$ MHz; $\sigma = 2.031$ S/m; $\epsilon_r = 50.59$; $\rho = 1000$ kg/m³

Measurement Standard: DASYS5 (IEEE/IEC/ANSI C63.19-2007)

DASY Configuration: -Probe: EX3DV4 - SN3907; ConvF(7.17, 7.17, 7.17); Calibrated: 2015/04/23; -Electronics: DAE4 Sn626; Calibrated: 2015/09/15
-Sensor-Surface: 2mm (Mechanical Surface Detection (Locations From Previous Scan Used)), Sensor-Surface: 2mm (Mechanical Surface Detection), z = 1.0, 31.0
-Phantom: ELI v4.0; Type: QDOVA001BA; Serial: 1059; Phantom section: Flat Section -DASY52 52.8.8(1222); SEMCAD X 14.6.10(7331)

ant0,portable(body-touch)(kdb248227)24h7-0-4;ch;b2462,11g(6m,ps17),ant0-side&touch(d0)/

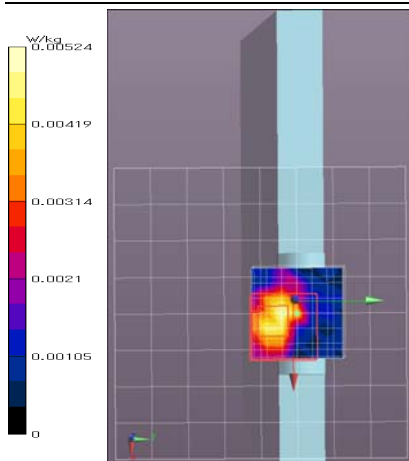
Area Scan:96x96,12 (9x9x1): Measurement grid: dx=12mm, dy=12mm; Maximum value of SAR (measured) = 0.00311 W/kg

Area Scan:96x96,12 (81x81x1): Interpolated grid: dx=1.200 mm, dy=1.200 mm; Maximum value of SAR (interpolated) = 0.00221 W/kg

Zoom:30x30x30,5 (7x7x7)/Cube 0: Measurement grid: dx=5mm, dy=5mm, dz=5mm;

Reference Value = 1.217 V/m; Power Drift = -0.20 dB; Maximum value of SAR (measured) = 0.00524 W/kg; Peak SAR (extrapolated) = 0.0100 W/kg

SAR(1 g) = 0.00242 W/kg; SAR(10 g) = 0.000549 W/kg



Remarks:

- *. Date tested: 2016/02/24; Tested by: Hiroshi Naka; Tested place: No.7 shielded room,
- *. liquid depth: 153 mm; Position: distance of EUT to phantom: 0 mm (2 mm to liquid);
- *. ambient: 23.5 ± 1 deg.C. / 40 ± 10 %RH,
- *. liquid temperature: 22.6(start)/22.6(end)/22.5(in check) deg.C.;
- *. White cubic: zoom scan area, Red cubic: big=SAR(10g)/small=SAR(1g)

Appendix 2-2: Measurement data (cont'd)**Plot 1-7: (2.4GHz band, Body liquid) Antenna#0; Side-ant#0 & touch, 11b (1Mbps), 2412 MHz**

EUT: Wireless LAN module (in Flat panel sensor); Type: SX-PCEAN(FF-E) (flat panel: RIC 43G); Serial: 00809270C5E1 (flat panel: #001)
Mode: 11b(1Mbps, DBPSK/DSSS) (UID 0, Frame Length in ms: 0; PAR: 0; PMF: 1); Frequency: 2412MHz; Crest Factor: 1.0

Medium: M2450(0224); Medium parameters used: $f = 2412$ MHz; $\sigma = 1.96$ S/m; $\epsilon_r = 50.76$; $\rho = 1000$ kg/m³

Measurement Standard: DASY5 (IEEE/IEC/ANSI C63.19-2007)

DASY Configuration: -Probe: EX3DV4 - SN3907; ConvF(7.17, 7.17, 7.17); Calibrated: 2015/04/23; -Electronics: DAE4 Sn626; Calibrated: 2015/09/15
 -Sensor-Surface: 2mm (Mechanical Surface Detection (Locations From Previous Scan Used)), Sensor-Surface: 2mm (Mechanical Surface Detection), z = 1.0, 31.0
 -Phantom: ELI v4.0; Type: QDOVA001BA; Serial: 1059; Phantom section: Flat Section -DASY52 52.8.8(1222); SEMCAD X 14.6.10(7331)

ant0,portable(body-touch)(kdb248227)/24h8-0-5;mode;b2412,11b(1m,ps15),ant0-side&touch(d0)

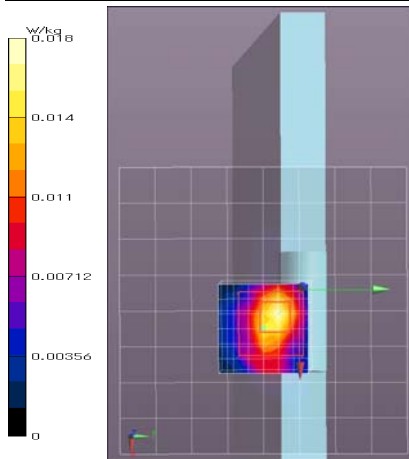
Area Scan:96x96,12 (9x9x1): Measurement grid: dx=12mm, dy=12mm; Maximum value of SAR (measured)=0.0107 W/kg

Area Scan:96x96,12 (81x81x1): Interpolated grid: dx=1.200 mm, dy=1.200 mm; Maximum value of SAR (interpolated)=0.0170 W/kg

Zoom:30x30x30,5 (7x7x7)/Cube 0: Measurement grid: dx=5mm, dy=5mm, dz=5mm;

Reference Value = 2.678 V/m; Power Drift = -0.20 dB; Maximum value of SAR (measured) = 0.0178 W/kg; Peak SAR (extrapolated) = 0.0230 W/kg

SAR(1 g) = 0.011 W/kg; SAR(10 g) = 0.00431 W/kg

**Remarks:**

- *. Date tested: 2016/02/24; Tested by: Hiroshi Naka; Tested place: No.7 shielded room,
- *. liquid depth: 153 mm; Position: distance of EUT to phantom: 0 mm (2 mm to liquid);
- *. ambient: 23.5 ± 1 deg.C. / 40 ± 10 %RH,
- *. liquid temperature: 22.6(start)/22.6(end)/22.5(in check) deg.C.;
- *. White cubic: zoom scan area, Red cubic: big=SAR(10g)/small=SAR(1g)

Plot 1-8: (2.4GHz band, Body liquid) Antenna#0; Side-ant#0 & touch, 11n(40HT)(MCS0), 2427 MHz

EUT: Wireless LAN module (in Flat panel sensor); Type: SX-PCEAN(FF-E) (flat panel: RIC 43G); Serial: 00809270C5E1 (flat panel: #001)

Mode: n40(MCS0, BPSK/OFDM) (UID 0, Frame Length in ms: 0; PAR: 0; PMF: 1); Frequency: 2427MHz; Crest Factor: 1.0

Medium: M2450(0224); Medium parameters used: $f = 2427$ MHz; $\sigma = 1.995$ S/m; $\epsilon_r = 50.73$; $\rho = 1000$ kg/m³

Measurement Standard: DASY5 (IEEE/IEC/ANSI C63.19-2007)

DASY Configuration: -Probe: EX3DV4 - SN3907; ConvF(7.17, 7.17, 7.17); Calibrated: 2015/04/23; -Electronics: DAE4 Sn626; Calibrated: 2015/09/15
 -Sensor-Surface: 2mm (Mechanical Surface Detection (Locations From Previous Scan Used)), Sensor-Surface: 2mm (Mechanical Surface Detection), z = 1.0, 31.0
 -Phantom: ELI v4.0; Type: QDOVA001BA; Serial: 1059; Phantom section: Flat Section -DASY52 52.8.8(1222); SEMCAD X 14.6.10(7331)

ant0,portable(body-touch)(kdb248227)/24h9-0-6;mode;b2427,n40(m0,ps13.5),ant0-side&touch(d0)

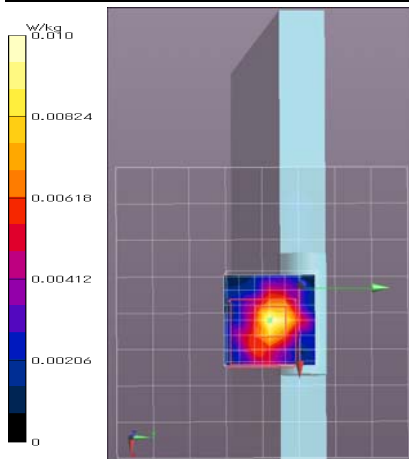
Area Scan:96x96,12 (9x9x1): Measurement grid: dx=12mm, dy=12mm; Maximum value of SAR (measured)=0.00627 W/kg

Area Scan:96x96,12 (81x81x1): Interpolated grid: dx=1.200 mm, dy=1.200 mm; Maximum value of SAR (interpolated)=0.00849 W/kg

Zoom:30x30x30,5 (7x7x7)/Cube 0: Measurement grid: dx=5mm, dy=5mm, dz=5mm;

Reference Value = 2.112 V/m; Power Drift = 0.20 dB; Maximum value of SAR (measured) = 0.0103 W/kg; Peak SAR (extrapolated) = 0.0420 W/kg

SAR(1 g) = 0.0064 W/kg; SAR(10 g) = 0.00191 W/kg

**Remarks:**

- *. Date tested: 2016/02/24; Tested by: Hiroshi Naka; Tested place: No.7 shielded room,
- *. liquid depth: 153 mm; Position: distance of EUT to phantom: 0 mm (2 mm to liquid);
- *. ambient: 23.5 ± 1 deg.C. / 40 ± 10 %RH,
- *. liquid temperature: 22.6(start)/22.6(end)/22.5(in check) deg.C.;
- *. White cubic: zoom scan area, Red cubic: big=SAR(10g)/small=SAR(1g)

UL Japan, Inc.

Shonan EMC Lab.

1-22-3 Megumigaoka, Hiratsuka-shi, Kanagawa-ken, 259-1220 JAPAN
 Telephone: +81 463 50 6400 / Facsimile: +81 463 50 6401

Appendix 2-2: Measurement data (cont'd)**Plot 1-9: (2.4GHz band, Body liquid) Antenna#1; Bottom & touch, 11g (6Mbps), 2437 MHz**

EUT: Wireless LAN module (in Flat panel sensor); Type: SX-PCEAN(FF-E) (flat panel: RIC 43G); Serial: 00809270C5E1 (flat panel: #001)
Mode: 11g(6Mbps, BPSK/OFDM) (UID 0, Frame Length in ms: 0; PAR: 0; PMF: 1); Frequency: 2437MHz; Crest Factor: 1.0
Medium: M2450(0224); Medium parameters used: $f = 2437$ MHz; $\sigma = 2.001$ S/m; $\epsilon_r = 50.66$; $\rho = 1000$ kg/m³
 Measurement Standard: DASYS5 (IEEE/IEC/ANSI C63.19-2007)

DASY Configuration: -Probe: EX3DV4 - SN3907; ConvF(7.17, 7.17, 7.17); Calibrated: 2015/04/23; -Electronics: DAE4 Sn626; Calibrated: 2015/09/15
 -Sensor-Surface: 2mm (Mechanical Surface Detection (Locations From Previous Scan Used)), Sensor-Surface: 2mm (Mechanical Surface Detection), z = 1.0, 31.0
 -Phantom: ELI v4.0; Type: QDOVA001BA; Serial: 1059; Phantom section: Flat Section -DASY52 52.8.8(1222); SEMCAD X 14.6.10(7331)

ant1,portable(body-touch)(kdb248227)/24b11-1-3;ch:b2437,11g(6m,ps17),ant1-side&touch(d0)

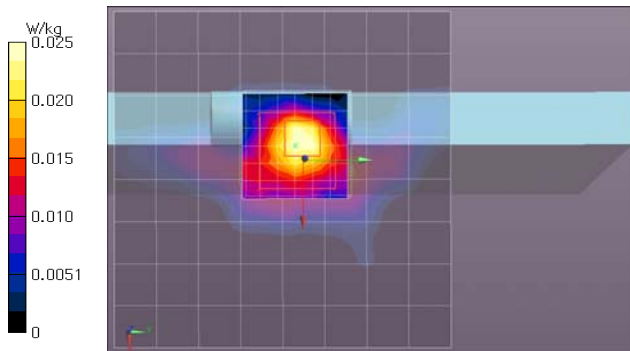
Area Scan:96x96,12 (9x9x1): Measurement grid: dx=12mm, dy=12mm; Maximum value of SAR (measured)=0.0232 W/kg

Area Scan:96x96,12 (81x81x1): Interpolated grid: dx=1.200 mm, dy=1.200 mm; Maximum value of SAR (interpolated)=0.0277 W/kg

Zoom:30x30x30,5 (7x7x7)/Cube 0: Measurement grid: dx=5mm, dy=5mm, dz=5mm;

Reference Value = 3.717 V/m; Power Drift = 0.04 dB; Maximum value of SAR (measured) = 0.0255 W/kg; Peak SAR (extrapolated) = 0.0750 W/kg

SAR(1 g) = 0.018 W/kg; SAR(10 g) = 0.00716 W/kg



Remarks: * Date tested: 2016/02/24; Tested by: Hiroshi Naka; Tested place: No.7 shielded room,
 * liquid depth: 153 mm; Position: distance of EUT to phantom: 0 mm (2 mm to liquid); ambient: 23.5 ± 1 deg.C. / 40 ± 10 %RH,
 * liquid temperature: 22.7(start)/22.7(end)/22.5(in check) deg.C.; * White cubic: zoom scan area, Red cubic: big=SAR(10g)/small=SAR(1g)

Plot 1-10: (2.4GHz band, Body liquid) Antenna#1; Bottom & touch, 11g (6Mbps), 2462 MHz

EUT: Wireless LAN module (in Flat panel sensor); Type: SX-PCEAN(FF-E) (flat panel: RIC 43G); Serial: 00809270C5E1 (flat panel: #001)
Mode: 11g(6Mbps, BPSK/OFDM) (UID 0, Frame Length in ms: 0; PAR: 0; PMF: 1); Frequency: 2462MHz; Crest Factor: 1.0
Medium: M2450(0224); Medium parameters used: $f = 2462$ MHz; $\sigma = 2.031$ S/m; $\epsilon_r = 50.59$; $\rho = 1000$ kg/m³
 Measurement Standard: DASYS5 (IEEE/IEC/ANSI C63.19-2007)

DASY Configuration: -Probe: EX3DV4 - SN3907; ConvF(7.17, 7.17, 7.17); Calibrated: 2015/04/23; -Electronics: DAE4 Sn626; Calibrated: 2015/09/15
 -Sensor-Surface: 2mm (Mechanical Surface Detection (Locations From Previous Scan Used)), Sensor-Surface: 2mm (Mechanical Surface Detection), z = 1.0, 31.0
 -Phantom: ELI v4.0; Type: QDOVA001BA; Serial: 1059; Phantom section: Flat Section -DASY52 52.8.8(1222); SEMCAD X 14.6.10(7331)

ant1,portable(body-touch)(kdb248227)/24b12-1-4;ch:b2462,11g(6m,ps16),ant1-side&touch(d0)

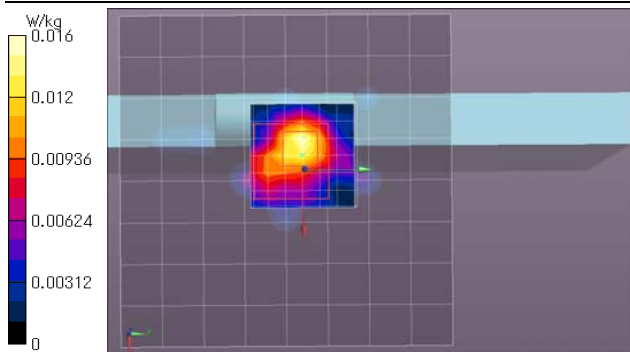
Area Scan:96x96,12 (9x9x1): Measurement grid: dx=12mm, dy=12mm; Maximum value of SAR (measured)=0.0127 W/kg

Area Scan:96x96,12 (81x81x1): Interpolated grid: dx=1.200 mm, dy=1.200 mm; Maximum value of SAR (interpolated)=0.0210 W/kg

Zoom:30x30x30,5 (7x7x7)/Cube 0: Measurement grid: dx=5mm, dy=5mm, dz=5mm;

Reference Value = 2.709 V/m; Power Drift = 0.08 dB; Maximum value of SAR (measured) = 0.0156 W/kg; Peak SAR (extrapolated) = 0.0240 W/kg

SAR(1 g) = 0.00914 W/kg; SAR(10 g) = 0.00364 W/kg



Remarks: * Date tested: 2016/02/24; Tested by: Hiroshi Naka; Tested place: No.7 shielded room,
 * liquid depth: 153 mm; Position: distance of EUT to phantom: 0 mm (2 mm to liquid); ambient: 23.5 ± 1 deg.C. / 40 ± 10 %RH,
 * liquid temperature: 22.7(start)/22.8(end)/22.5(in check) deg.C.; * White cubic: zoom scan area, Red cubic: big=SAR(10g)/small=SAR(1g)

Appendix 2-2: Measurement data (cont'd)**Plot 1-11: (2.4GHz band, Body liquid) Antenna#1; Bottom & touch, 11b (1Mbps), 2412 MHz**

EUT: Wireless LAN module (in Flat panel sensor); Type: SX-PCEAN(FF-E) (flat panel: RIC 43G); Serial: 00809270C5E1 (flat panel: #001)
Mode: 11b(1Mbps, DBPSK/DSSS) (UID 0, Frame Length in ms: 0; PAR: 0; PMF: 1); Frequency: 2412MHz; Crest Factor: 1.0
Medium: M2450(0224); Medium parameters used: $f = 2412$ MHz; $\sigma = 1.96$ S/m; $\epsilon_r = 50.76$; $\rho = 1000$ kg/m³
 Measurement Standard: DASY5 (IEEE/IEC/ANSI C63.19-2007)

DASY Configuration: -Probe: EX3DV4 - SN3907; ConvF(7.17, 7.17, 7.17); Calibrated: 2015/04/23; -Electronics: DAE4 Sn626; Calibrated: 2015/09/15
 -Sensor-Surface: 2mm (Mechanical Surface Detection (Locations From Previous Scan Used)), Sensor-Surface: 2mm (Mechanical Surface Detection), z = 1.0, 31.0
 -Phantom: ELI v4.0; Type: QDOVA001BA; Serial: 1059; Phantom section: Flat Section -DASY52 52.8.8(1222); SEMCAD X 14.6.10(7331)

ant1,portable(body-touch)(kdb248227)/24b13-1-5;mode;b2412,11b(1m,ps15),ant1-side&touch(d0)

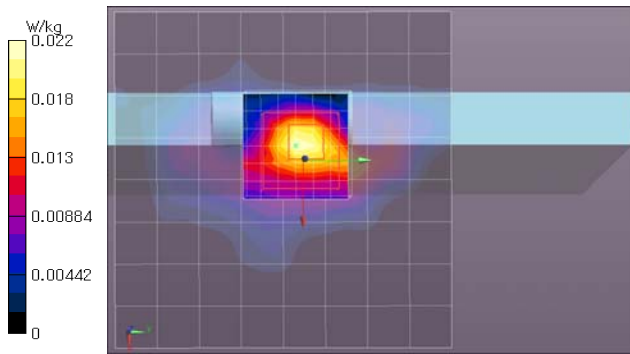
Area Scan:96x96,12 (9x9x1): Measurement grid: dx=12mm, dy=12mm; Maximum value of SAR (measured)=0.0193 W/kg

Area Scan:96x96,12 (81x81x1): Interpolated grid: dx=1.200 mm, dy=1.200 mm; Maximum value of SAR (interpolated)=0.0213 W/kg

Zoom:30x30x30,5 (7x7x7)/Cube 0: Measurement grid: dx=5mm, dy=5mm, dz=5mm;

Reference Value = 3.400 V/m; Power Drift = 0.00 dB; Maximum value of SAR (measured) = 0.0221 W/kg; Peak SAR (extrapolated) = 0.0420 W/kg

SAR(1 g) = 0.014 W/kg; SAR(10 g) = 0.00579 W/kg



Remarks: * Date tested: 2016/02/24; Tested by: Hiroshi Naka; Tested place: No.7 shielded room,
 * liquid depth: 153 mm; Position: distance of EUT to phantom: 0 mm (2 mm to liquid); ambient: 23.5 ± 1 deg.C. / 40 ± 10 %RH,
 * liquid temperature: 22.8(start)/22.8(end)/22.5(in check) deg.C.; * White cubic: zoom scan area, Red cubic: big=SAR(10g)/small=SAR(1g)

Plot 1-12: (2.4GHz band, Body liquid) Antenna#1; Bottom & touch, 11n(40HT)(MCS0), 2427 MHz

EUT: Wireless LAN module (in Flat panel sensor); Type: SX-PCEAN(FF-E) (flat panel: RIC 43G); Serial: 00809270C5E1 (flat panel: #001)
Mode:n40(MCS0, BPSK/OFDM) (UID 0, Frame Length in ms: 0; PAR: 0; PMF: 1); Frequency: 2427MHz; Crest Factor: 1.0
Medium: M2450(0224); Medium parameters used: $f = 2427$ MHz; $\sigma = 1.995$ S/m; $\epsilon_r = 50.73$; $\rho = 1000$ kg/m³
 Measurement Standard: DASY5 (IEEE/IEC/ANSI C63.19-2007)

DASY Configuration: -Probe: EX3DV4 - SN3907; ConvF(7.17, 7.17, 7.17); Calibrated: 2015/04/23; -Electronics: DAE4 Sn626; Calibrated: 2015/09/15
 -Sensor-Surface: 2mm (Mechanical Surface Detection (Locations From Previous Scan Used)), Sensor-Surface: 2mm (Mechanical Surface Detection), z = 1.0, 31.0
 -Phantom: ELI v4.0; Type: QDOVA001BA; Serial: 1059; Phantom section: Flat Section -DASY52 52.8.8(1222); SEMCAD X 14.6.10(7331)

ant1,portable(body-touch)(kdb248227)/24b14-1-6;mode;b2427,n40(m0,ps13.5),ant1-side&touch(d0)

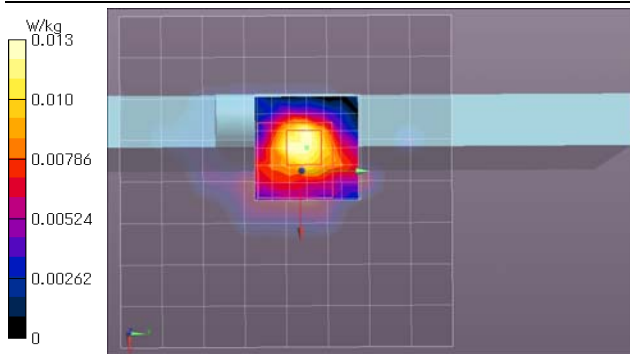
Area Scan:96x96,12 (9x9x1): Measurement grid: dx=12mm, dy=12mm; Maximum value of SAR (measured)=0.0120 W/kg

Area Scan:96x96,12 (81x81x1): Interpolated grid: dx=1.200 mm, dy=1.200 mm; Maximum value of SAR (interpolated)=0.0182 W/kg

Zoom:30x30x30,5 (7x7x7)/Cube 0: Measurement grid: dx=5mm, dy=5mm, dz=5mm;

Reference Value = 2.694 V/m; Power Drift = 0.20 dB; Maximum value of SAR (measured) = 0.0131 W/kg; Peak SAR (extrapolated) = 0.0190 W/kg

SAR(1 g) = 0.00845 W/kg; SAR(10 g) = 0.00315 W/kg



Remarks: * Date tested: 2016/02/24; Tested by: Hiroshi Naka; Tested place: No.7 shielded room,
 * liquid depth: 153 mm; Position: distance of EUT to phantom: 0 mm (2 mm to liquid); ambient: 23.5 ± 1 deg.C. / 40 ± 10 %RH,
 * liquid temperature: 22.8(start)/22.8(end)/22.5(in check) deg.C.; * White cubic: zoom scan area, Red cubic: big=SAR(10g)/small=SAR(1g)

Appendix 2-2: Measurement data (cont'd)**Plot 2-3: (5GHz band, Body liquid) Antenna#0; Front (Patient) side & touch, 11a (6Mbps), 5300 MHz****EUT: Wireless LAN module (in Flat panel sensor); Type: SX-PCEAN(FE-E) (flat panel: RIC 43G); Serial: 00809270C5E1 (flat panel: #001)****Mode: 11a(6Mbps, BPSK/OFDM) (UID 0, Frame Length in ms: 0; PAR: 0; PMF: 1); Frequency: 5300 MHz; Crest Factor: 1.0****Medium: MSL5800; Medium parameters used: f = 5300 MHz; $\sigma = 5.589$ S/m; $\epsilon_r = 47.43$; $\rho = 1000$ kg/m³**

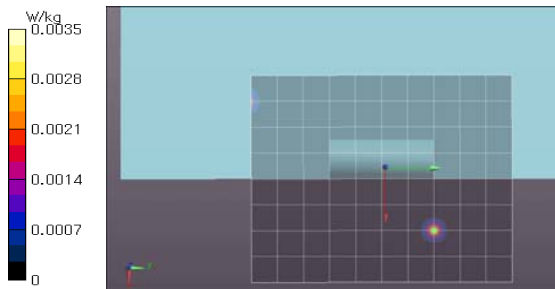
Measurement Standard: DASYS (IEEE/IEC/ANSI C63.19-2007)

DASY Configuration: -Probe: EX3DV4 - SN3907; ConvF(4.53, 4.53, 4.53); Calibrated: 2015/04/23; -DASY52 52.8.8(1222); SEMCAD X 14.6.10(7331)

-Sensor-Surface: 1.4mm (Mechanical Surface Detection (Locations From Previous Scan Used)), z = 1.0

-Electronics: DAE4 Sn626; Calibrated: 2015/09/15

-Phantom: ELI v4.0; Type: QDOVA001BA; Serial: 1059; Phantom section: Flat Section

front(patient)-touch(kdb248227)ant0;5gb34ant0-w53-frm1;b5300,11a(6m,ps16.5),frt&touch(d0)**Area:80x100,10 (9x11x1):** Measurement grid: dx=10mm, dy=10mm; Maximum value of SAR (measured) = 0.00498 W/kg**Area:80x100,10 (81x101x1):** Interpolated grid: dx=1.000 mm, dy=1.000 mm; Maximum value of SAR (interpolated) = 0.00350 W/kg**Remarks:**

- * Date tested: 2016/02/12; Tested by: Hiroshi Naka,
- * Tested place: No.7 shielded room,
- * liquid depth: 146 mm,
- * Position: distance of EUT to phantom: 0 mm (2 mm to liquid),
- * ambient: 24.0 ± 1 deg.C. / 40 ± 10 %RH,
- * liquid temperature: 22.8(start)/22.8(end)/22.9(in check) deg.C.,
- * White cubic: zoom scan area, Red cubic: big=SAR(10g) / small=SAR(1g)

Plot 2-4: (5GHz band, Body liquid) Antenna#0; Front (Patient) side & touch, 11a (6Mbps), 5580 MHz**EUT: Wireless LAN module (in Flat panel sensor); Type: SX-PCEAN(FE-E) (flat panel: RIC 43G); Serial: 00809270C5E1 (flat panel: #001)****Mode: 11a(6Mbps, BPSK/OFDM) (UID 0, Frame Length in ms: 0; PAR: 0; PMF: 1); Frequency: 5580 MHz; Crest Factor: 1.0****Medium: MSL5800; Medium parameters used: f = 5580 MHz; $\sigma = 5.954$ S/m; $\epsilon_r = 46.96$; $\rho = 1000$ kg/m³**

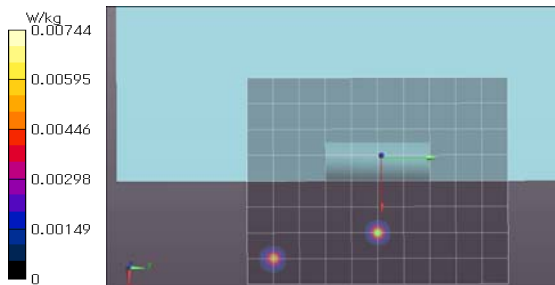
Measurement Standard: DASYS (IEEE/IEC/ANSI C63.19-2007)

DASY Configuration: -Probe: EX3DV4 - SN3907; ConvF(3.78, 3.78, 3.78); Calibrated: 2015/04/23; -DASY52 52.8.8(1222); SEMCAD X 14.6.10(7331)

-Sensor-Surface: 1.4mm (Mechanical Surface Detection (Locations From Previous Scan Used)), z = 1.0

-Electronics: DAE4 Sn626; Calibrated: 2015/09/15

-Phantom: ELI v4.0; Type: QDOVA001BA; Serial: 1059; Phantom section: Flat Section

front(patient)-touch(kdb248227)ant0;5gb33ant0-w56-frm1;b5580,11a(6m,ps16.5),frt&touch(d0)**Area:80x100,10 (9x11x1):** Measurement grid: dx=10mm, dy=10mm; Maximum value of SAR (measured) = 0.00744 W/kg**Area:80x100,10 (81x101x1):** Interpolated grid: dx=1.000 mm, dy=1.000 mm; Maximum value of SAR (interpolated) = 0.00744 W/kg**Remarks:**

- * Date tested: 2016/02/10; Tested by: Hiroshi Naka,
- * Tested place: No.7 shielded room,
- * liquid depth: 146 mm,
- * Position: distance of EUT to phantom: 0 mm (2 mm to liquid),
- * ambient: 24.0 ± 1 deg.C. / 40 ± 10 %RH,
- * liquid temperature: 22.8(start)/22.8(end)/22.9(in check) deg.C.,
- * White cubic: zoom scan area, Red cubic: big=SAR(10g) / small=SAR(1g)

Plot 2-5: (5GHz band, Body liquid) Antenna#0; Front (Patient) side & touch, 11a (6Mbps), 5825 MHz**EUT: Wireless LAN module (in Flat panel sensor); Type: SX-PCEAN(FE-E) (flat panel: RIC 43G); Serial: 00809270C5E1 (flat panel: #001)****Mode: 11a(6Mbps, BPSK/OFDM) (UID 0, Frame Length in ms: 0; PAR: 0; PMF: 1); Frequency: 5825 MHz; Crest Factor: 1.0****Medium: MSL5800; Medium parameters used: f = 5825 MHz; $\sigma = 6.283$ S/m; $\epsilon_r = 46.71$; $\rho = 1000$ kg/m³**

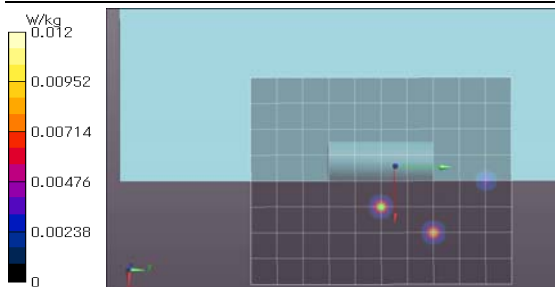
Measurement Standard: DASYS (IEEE/IEC/ANSI C63.19-2007)

DASY Configuration: -Probe: EX3DV4 - SN3907; ConvF(4.06, 4.06, 4.06); Calibrated: 2015/04/23; -DASY52 52.8.8(1222); SEMCAD X 14.6.10(7331)

-Sensor-Surface: 1.4mm (Mechanical Surface Detection), z = 1.0

-Electronics: DAE4 Sn626; Calibrated: 2015/09/15

-Phantom: ELI v4.0; Type: QDOVA001BA; Serial: 1059; Phantom section: Flat Section

front(patient)-touch(kdb248227)ant0;5gb32ant0-w58-frm1;b5825,11a(6m,ps17),frt&touch(d0)**Area:80x100,10 (9x11x1):** Measurement grid: dx=10mm, dy=10mm; Maximum value of SAR (measured) = 0.0127 W/kg**Area:80x100,10 (81x101x1):** Interpolated grid: dx=1.000 mm, dy=1.000 mm; Maximum value of SAR (interpolated) = 0.0119 W/kg**Remarks:**

- * Date tested: 2016/02/10; Tested by: Hiroshi Naka,
- * Tested place: No.7 shielded room,
- * liquid depth: 146 mm,
- * Position: distance of EUT to phantom: 0 mm (2 mm to liquid),
- * ambient: 24.0 ± 1 deg.C. / 40 ± 10 %RH,
- * liquid temperature: 22.8(start)/22.8(end)/22.9(in check) deg.C.,
- * White cubic: zoom scan area, Red cubic: big=SAR(10g) / small=SAR(1g)

UL Japan, Inc.**Shonan EMC Lab.**

1-22-3 Megumigaoka, Hiratsuka-shi, Kanagawa-ken, 259-1220 JAPAN

Telephone: +81 463 50 6400 / Facsimile: +81 463 50 6401

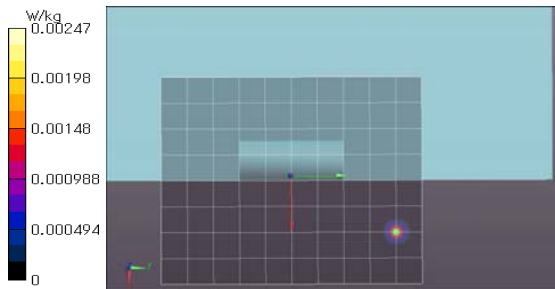
Appendix 2-2: Measurement data (cont'd)**Plot 2-6: (5GHz band, Body liquid) Antenna#1; Front (Patient) side & touch, 11a (6Mbps), 5300 MHz****EUT: Wireless LAN module (in Flat panel sensor); Type: SX-PCEAN(FF-E) (flat panel: RIC 43G); Serial: 00809270C5E1 (flat panel: #001)****Mode: 11a(6Mbps, BPSK/OFDM) (UID 0, Frame Length in ms: 0; PAR: 0; PMF: 1); Frequency: 5300 MHz; Crest Factor: 1.0****Medium: MSL5800; Medium parameters used: f = 5300 MHz; $\sigma = 5.589$ S/m; $\epsilon_r = 47.43$; $\rho = 1000$ kg/m³**

Measurement Standard: DASYS (IEEE/IEC/ANSI C63.19-2007)

DASY Configuration: -Probe: EX3DV4 - SN3907; ConvF(4.53, 4.53, 4.53); Calibrated: 2015/04/23; -DASY52 52.8.8(1222); SEMCAD X 14.6.10(7331)

-Sensor-Surface: 1.4mm (Mechanical Surface Detection (Locations From Previous Scan Used)), z = 1.0 -Electronics: DAE4 Sn626; Calibrated: 2015/09/15

-Phantom: ELI v4.0; Type: QDOVA001BA; Serial: 1059; Phantom section: Flat Section

front(patient)-touch(kdb248227)/ant1;5gb37ant1-w53-frt1;b5300,11a(6m,ps17),frt&touch(d0)**Area:80x100,10 (9x11x1):** Measurement grid: dx=10mm, dy=10mm; Maximum value of SAR (measured) = 0.00350 W/kg**Area:80x100,10 (81x101x1):** Interpolated grid: dx=1.000 mm, dy=1.000 mm; Maximum value of SAR (interpolated) = 0.00247 W/kg**Remarks:**

- * Date tested: 2016/02/12; Tested by: Hiroshi Naka,
- * Tested place: No.7 shielded room,
- * liquid depth: 146 mm,
- * Position: distance of EUT to phantom: 0 mm (2 mm to liquid),
- * ambient: 24.0 ± 1 deg.C. / 40 ± 10 %RH,
- * liquid temperature: 22.8(start)/22.8(end)/22.9(in check) deg.C.,
- * White cubic: zoom scan area, Red cubic: big=SAR(10g)/small=SAR(1g)

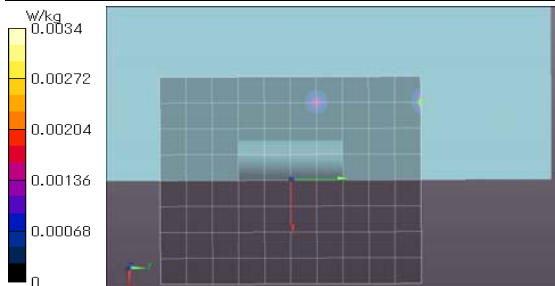
Plot 2-7: (5GHz band, Body liquid) Antenna#1; Front (Patient) side & touch, 11a (6Mbps), 5580 MHz**EUT: Wireless LAN module (in Flat panel sensor); Type: SX-PCEAN(FF-E) (flat panel: RIC 43G); Serial: 00809270C5E1 (flat panel: #001)****Mode: 11a(6Mbps, BPSK/OFDM) (UID 0, Frame Length in ms: 0; PAR: 0; PMF: 1); Frequency: 5580 MHz; Crest Factor: 1.0****Medium: MSL5800; Medium parameters used: f = 5580 MHz; $\sigma = 5.954$ S/m; $\epsilon_r = 46.96$; $\rho = 1000$ kg/m³**

Measurement Standard: DASYS (IEEE/IEC/ANSI C63.19-2007)

DASY Configuration: -Probe: EX3DV4 - SN3907; ConvF(3.78, 3.78, 3.78); Calibrated: 2015/04/23; -DASY52 52.8.8(1222); SEMCAD X 14.6.10(7331)

-Sensor-Surface: 1.4mm (Mechanical Surface Detection (Locations From Previous Scan Used)), z = 1.0 -Electronics: DAE4 Sn626; Calibrated: 2015/09/15

-Phantom: ELI v4.0; Type: QDOVA001BA; Serial: 1059; Phantom section: Flat Section

front(patient)-touch(kdb248227)/ant1;5gb36ant1-w56-frt1;b5580,11a(6m,ps17),frt&touch(d0)**Area(re):80x100,10 (9x11x1):** Measurement grid: dx=10mm, dy=10mm; Maximum value of SAR (measured) = 0.00941 W/kg**Area(re):80x100,10 (81x101x1):** Interpolated grid: dx=1.000 mm, dy=1.000 mm; Maximum value of SAR (interpolated) = 0.00340 W/kg**Remarks:**

- * Date tested: 2016/02/10; Tested by: Hiroshi Naka,
- * Tested place: No.7 shielded room,
- * liquid depth: 146 mm,
- * Position: distance of EUT to phantom: 0 mm (2 mm to liquid),
- * ambient: 24.0 ± 1 deg.C. / 40 ± 10 %RH,
- * liquid temperature: 22.8(start)/22.8(end)/22.9(in check) deg.C.,
- * White cubic: zoom scan area, Red cubic: big=SAR(10g)/small=SAR(1g)


Plot 2-8: (5GHz band, Body liquid) Antenna#1; Front (Patient) side & touch, 11a (6Mbps), 5825 MHz**EUT: Wireless LAN module (in Flat panel sensor); Type: SX-PCEAN(FF-E) (flat panel: RIC 43G); Serial: 00809270C5E1 (flat panel: #001)****Mode: 11a(6Mbps, BPSK/OFDM) (UID 0, Frame Length in ms: 0; PAR: 0; PMF: 1); Frequency: 5825 MHz; Crest Factor: 1.0****Medium: MSL5800; Medium parameters used: f = 5825 MHz; $\sigma = 6.283$ S/m; $\epsilon_r = 46.71$; $\rho = 1000$ kg/m³**

Measurement Standard: DASYS (IEEE/IEC/ANSI C63.19-2007)

DASY Configuration: -Probe: EX3DV4 - SN3907; ConvF(4.06, 4.06, 4.06); Calibrated: 2015/04/23; -DASY52 52.8.8(1222); SEMCAD X 14.6.10(7331)

-Sensor-Surface: 1.4mm (Mechanical Surface Detection), z = 1.0 -Electronics: DAE4 Sn626; Calibrated: 2015/09/15

-Phantom: ELI v4.0; Type: QDOVA001BA; Serial: 1059; Phantom section: Flat Section

front(patient)-touch(kdb248227)/ant1;5gb35ant1-w58-frt1;b5825,11a(6m,ps17),frt&touch(d0)**Area:80x100,10 (9x11x1):** Measurement grid: dx=10mm, dy=10mm; Maximum value of SAR (measured) = 0.0125 W/kg**Area:80x100,10 (81x101x1):** Interpolated grid: dx=1.000 mm, dy=1.000 mm; Maximum value of SAR (interpolated) = 0.0125 W/kg**Remarks:**

- * Date tested: 2016/02/10; Tested by: Hiroshi Naka,
- * Tested place: No.7 shielded room,
- * liquid depth: 146 mm,
- * Position: distance of EUT to phantom: 0 mm (2 mm to liquid),
- * ambient: 24.0 ± 1 deg.C. / 40 ± 10 %RH,
- * liquid temperature: 22.8(start)/22.8(end)/22.9(in check) deg.C.,
- * White cubic: zoom scan area, Red cubic: big=SAR(10g)/small=SAR(1g)

UL Japan, Inc.**Shonan EMC Lab.**

1-22-3 Megumigaoka, Hiratsuka-shi, Kanagawa-ken, 259-1220 JAPAN

Telephone: +81 463 50 6400 / Facsimile: +81 463 50 6401

Appendix 2-2: Measurement data (cont'd)**Plot 2-9: (5GHz band, Body liquid) Antenna#0; Side-ant#0 & touch, 11a (6Mbps), 5260 MHz**

EUT: Wireless LAN module (in Flat panel sensor); Type: SX-PCEAN(FF-E) (flat panel: RIC 43G); Serial: 00809270C5E1 (flat panel: #001)

Mode: 11a(6Mbps, BPSK/OFDM) (UID 0, Frame Length in ms: 0; PAR: 0; PMF: 1); Frequency: 5260 MHz; Crest Factor: 1.0

Medium: MSL5800; Medium parameters used: $f = 5260$ MHz; $\sigma = 5.552$ S/m; $\epsilon_r = 47.51$; $\rho = 1000$ kg/m³

Measurement Standard: DASYS5 (IEEE/IEC/ANSI C63.19-2007)

DASY Configuration: -Probe: EX3DV4 - SN3907; ConvF(4.53, 4.53, 4.53); Calibrated: 2015/04/23; -DASY52 52.8.8(1222); SEMCAD X 14.6.10(7331)

-Sensor-Surface: 1.4mm (Mechanical Surface Detection), z = 1.0, 25.0

-Electronics: DAE4 Sn626; Calibrated: 2015/09/15

-Phantom: ELI v4.0; Type: QDOVA001BA; Serial: 1059; Phantom section: Flat Section

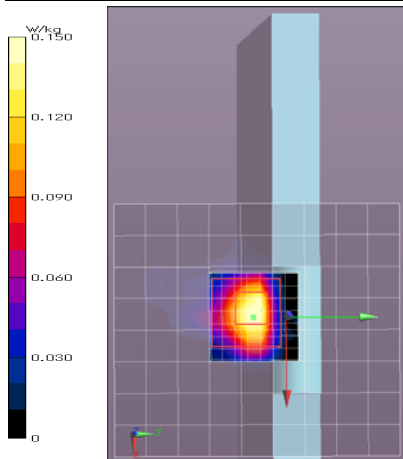
ant0,side-edge,touch(kdb248227)/5gb28ant0-w53-2;ch;b5260,11a(6m,ps15),ant0-edge&touch(d0)

Area:80x90,10 (9x10x1): Measurement grid: dx=10mm, dy=10mm; Maximum value of SAR (measured)=0.111 W/kg

Area:80x90,10 (81x91x1): Interpolated grid: dx=1.000 mm, dy=1.000 mm; Maximum value of SAR (interpolated)=0.191 W/kg

Zoom:28x28x24,xy4-z1.4(ratio) (8x8x7)/Cube 0: Measurement grid: dx=4mm, dy=4mm, dz=1.4mm;

Reference Value = 5.849 V/m; Power Drift = -0.00 dB; Maximum value of SAR (measured)=0.150 W/kg; Peak SAR (extrapolated)=0.242 W/kg

SAR(1 g) = 0.056 W/kg; SAR(10 g) = 0.016 W/kg

Remarks:

- * Date tested: 2016/02/12; Tested by: Hiroshi Naka,
- * Tested place: No.7 shielded room; * liquid depth: 146 mm,
- * Position: distance of EUT to phantom: 0 mm (2 mm to liquid),
- * ambient: 24.0 ± 1 deg.C. / 40 ± 10 %RH,
- * liquid temperature: 22.8(start)/22.8(end)/22.9(in check) deg.C.,
- * White cubic: zoom scan area, Red cubic: big=SAR(10g)/small=SAR(1g)

Plot 2-10: (5GHz band, Body liquid) Antenna#0; Side-ant#0 & touch, 11a (6Mbps), 5300 MHz

EUT: Wireless LAN module (in Flat panel sensor); Type: SX-PCEAN(FF-E) (flat panel: RIC 43G); Serial: 00809270C5E1 (flat panel: #001)

Mode: 11a(6Mbps, BPSK/OFDM) (UID 0, Frame Length in ms: 0; PAR: 0; PMF: 1); Frequency: 5300 MHz; Crest Factor: 1.0

Medium: MSL5800; Medium parameters used: $f = 5300$ MHz; $\sigma = 5.589$ S/m; $\epsilon_r = 47.43$; $\rho = 1000$ kg/m³

Measurement Standard: DASYS5 (IEEE/IEC/ANSI C63.19-2007)

DASY Configuration: -Probe: EX3DV4 - SN3907; ConvF(4.53, 4.53, 4.53); Calibrated: 2015/04/23; -DASY52 52.8.8(1222); SEMCAD X 14.6.10(7331)

-Sensor-Surface: 1.4mm (Mechanical Surface Detection), z = 1.0, 25.0

-Electronics: DAE4 Sn626; Calibrated: 2015/09/15

-Phantom: ELI v4.0; Type: QDOVA001BA; Serial: 1059; Phantom section: Flat Section

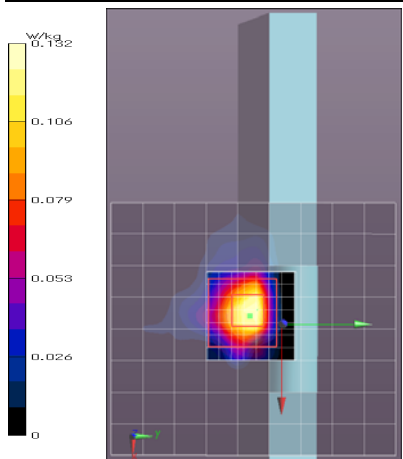
ant0,side-edge,touch(kdb248227)/5gb27ant0-w53-1;b5300,11a(6m,ps15),ant0-edge&touch(d0)

Area:80x90,10 (9x10x1): Measurement grid: dx=10mm, dy=10mm; Maximum value of SAR (measured)=0.0992 W/kg

Area:80x90,10 (81x91x1): Interpolated grid: dx=1.000 mm, dy=1.000 mm; Maximum value of SAR (interpolated)=0.197 W/kg

Zoom:28x28x24,xy4-z1.4(ratio) (8x8x7)/Cube 0: Measurement grid: dx=4mm, dy=4mm, dz=1.4mm;

Reference Value = 5.420 V/m; Power Drift = -0.08 dB; Maximum value of SAR (measured)=0.132 W/kg; Peak SAR (extrapolated)=0.204 W/kg

SAR(1 g) = 0.051 W/kg; SAR(10 g) = 0.014 W/kg

Remarks:

- * Date tested: 2016/02/12; Tested by: Hiroshi Naka,
- * Tested place: No.7 shielded room; * liquid depth: 146 mm,
- * Position: distance of EUT to phantom: 0 mm (2 mm to liquid),
- * ambient: 24.0 ± 1 deg.C. / 40 ± 10 %RH,
- * liquid temperature: 22.8(start)/22.8(end)/22.9(in check) deg.C.,
- * White cubic: zoom scan area, Red cubic: big=SAR(10g)/small=SAR(1g)

Appendix 2-2: Measurement data (cont'd)**Plot 2-11: (5GHz band, Body liquid) Antenna#0; Side-ant#0 & touch, 11a (6Mbps), 5320 MHz**

EUT: Wireless LAN module (in Flat panel sensor); Type: SX-PCEAN(FF-E) (flat panel: RIC 43G); Serial: 00809270C5E1 (flat panel: #001)

Mode: 11a(6Mbps, BPSK/OFDM) (UID 0, Frame Length in ms: 0; PAR: 0; PMF: 1); Frequency: 5320 MHz; Crest Factor: 1.0

Medium: MSL5800; Medium parameters used: $f = 5320$ MHz; $\sigma = 5.609$ S/m; $\epsilon_r = 47.40$; $\rho = 1000$ kg/m³

Measurement Standard: DASYS5 (IEEE/IEC/ANSI C63.19-2007)

DASY Configuration: -Probe: EX3DV4 - SN3907; ConvF(4.53, 4.53, 4.53); Calibrated: 2015/04/23; -DASY52 52.8.8(1222); SEMCAD X 14.6.10(7331)

-Sensor-Surface: 1.4mm (Mechanical Surface Detection), $z = 1.0, 25.0$

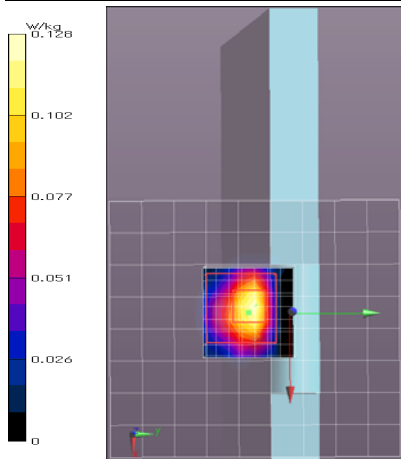
-Electronics: DAE4 Sn626; Calibrated: 2015/09/15

-Phantom: ELI v4.0; Type: QDOVA001BA; Serial: 1059; Phantom section: Flat Section

ant0,side-edge,touch(kdb248227)/5gb29ant0-w53-3;ch;b5320,11a(6m,ps15),ant0-edge&touch(d0)/

Area:80x90,10 (9x10x1): Measurement grid: $dx=10$ mm, $dy=10$ mm; Maximum value of SAR (measured) = 0.0905 W/kgArea:80x90,10 (81x91x1): Interpolated grid: $dx=1.000$ mm, $dy=1.000$ mm; Maximum value of SAR (interpolated) = 0.202 W/kgZoom:28x28x24,xy4-z1.4(ratio) (8x8x7)/Cube 0: Measurement grid: $dx=4$ mm, $dy=4$ mm, $dz=1.4$ mm;

Reference Value = 5.179 V/m; Power Drift = -0.04 dB; Maximum value of SAR (measured) = 0.128 W/kg; Peak SAR (extrapolated) = 0.198 W/kg

SAR(1 g) = 0.045 W/kg; SAR(10 g) = 0.013 W/kg

Remarks:

- * Date tested: 2016/02/12; Tested by: Hiroshi Naka,
- * Tested place: No.7 shielded room; * liquid depth: 146 mm,
- * Position: distance of EUT to phantom: 0 mm (2 mm to liquid),
- * ambient: 24.0 ± 1 deg.C. / 40 ± 10 %RH,
- * liquid temperature: 22.8(start)/22.8(end)/22.9(in check) deg.C.,
- * White cubic: zoom scan area, Red cubic: big=SAR(10g)/small=SAR(1g)

Plot 2-12: (5GHz band, Body liquid) Antenna#0; Side-ant#0 & touch, 11a (6Mbps), 5500 MHz

EUT: Wireless LAN module (in Flat panel sensor); Type: SX-PCEAN(FF-E) (flat panel: RIC 43G); Serial: 00809270C5E1 (flat panel: #001)

Mode: 11a(6Mbps, BPSK/OFDM) (UID 0, Frame Length in ms: 0; PAR: 0; PMF: 1); Frequency: 5500 MHz; Crest Factor: 1.0

Medium: MSL5800; Medium parameters used: $f = 5500$ MHz; $\sigma = 5.844$ S/m; $\epsilon_r = 47.05$; $\rho = 1000$ kg/m³

Measurement Standard: DASYS5 (IEEE/IEC/ANSI C63.19-2007)

DASY Configuration: -Probe: EX3DV4 - SN3907; ConvF(3.78, 3.78, 3.78); Calibrated: 2015/04/23; -Electronics: DAE4 Sn626; Calibrated: 2015/09/15

-Sensor-Surface: 1.4mm (Mechanical Surface Detection (Locations From Previous Scan Used)), Sensor-Surface: 1.4mm (Mechanical Surface Detection), $z = 1.0, 25.0$

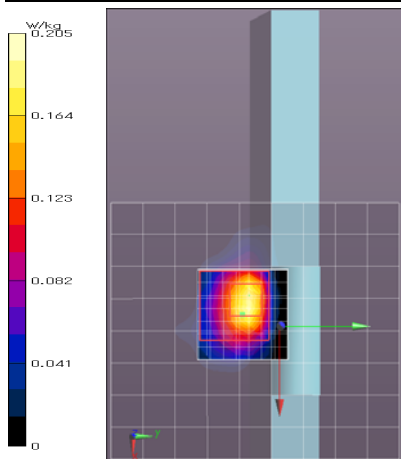
-Phantom: ELI v4.0; Type: QDOVA001BA; Serial: 1059; Phantom section: Flat Section

-DASY52 52.8.8(1222); SEMCAD X 14.6.10(7331)

ant0,side-edge,touch(kdb248227)/5gb25ant0-w56-3;ch;b5500,11a(6m,ps16.5),ant0-edge&touch(d0)/

Area:80x90,10 (9x10x1): Measurement grid: $dx=10$ mm, $dy=10$ mm; Maximum value of SAR (measured) = 0.163 W/kgArea:80x90,10 (81x91x1): Interpolated grid: $dx=1.000$ mm, $dy=1.000$ mm; Maximum value of SAR (interpolated) = 0.202 W/kgZoom:28x28x24,xy4-z1.4(ratio) (8x8x7)/Cube 0: Measurement grid: $dx=4$ mm, $dy=4$ mm, $dz=1.4$ mm;

Reference Value = 6.242 V/m; Power Drift = -0.07 dB; Maximum value of SAR (measured) = 0.205 W/kg; Peak SAR (extrapolated) = 0.325 W/kg

SAR(1 g) = 0.081 W/kg; SAR(10 g) = 0.023 W/kg

Remarks:

- * Date tested: 2016/02/10; Tested by: Hiroshi Naka,
- * Tested place: No.7 shielded room; * liquid depth: 146 mm,
- * Position: distance of EUT to phantom: 0 mm (2 mm to liquid),
- * ambient: 24.0 ± 1 deg.C. / 40 ± 10 %RH,
- * liquid temperature: 22.7(start)/22.7(end)/22.9(in check) deg.C.,
- * White cubic: zoom scan area, Red cubic: big=SAR(10g)/small=SAR(1g)

UL Japan, Inc.**Shonan EMC Lab.**

1-22-3 Megumigaoka, Hiratsuka-shi, Kanagawa-ken, 259-1220 JAPAN

Telephone: +81 463 50 6400 / Facsimile: +81 463 50 6401

Appendix 2-2: Measurement data (cont'd)

Plot 2-13: (5GHz band, Body liquid) Antenna#0; Side-ant#0 & touch, 11a (6Mbps), 5580 MHz

EUT: Wireless LAN module (in Flat panel sensor); Type: SX-PCEAN(FF-E) (flat panel: RIC 43G); Serial: 00809270C5E1 (flat panel: #001)

Mode: 11a(6Mbps, BPSK/OFDM) (UID 0, Frame Length in ms: 0; PAR: 0; PMF: 1); Frequency: 5580 MHz; Crest Factor: 1.0

Medium: MSL5800; Medium parameters used: f = 5580 MHz; $\sigma = 5.954$ S/m; $\epsilon_r = 46.96$; $\rho = 1000$ kg/m³

Measurement Standard: DASYS (IEEE/IEC/ANSI C63.19-2007)

DASY Configuration: -Probe: EX3DV4 - SN3907; ConvF(3.78, 3.78, 3.78); Calibrated: 2015/04/23; -Electronics: DAE4 Sn626; Calibrated: 2015/09/15

-Sensor-Surface: 1.4mm (Mechanical Surface Detection (Locations From Previous Scan Used)), 1.4mm (Mechanical Surface Detection), z = 1.0, 25.0

-Phantom: ELI v4.0; Type: QDOVA001BA; Serial: 1059; Phantom section: Flat Section

-DASY52 52.8.8(1222); SEMCAD X 14.6.10(7331)

ant0,side-edge,touch(kdb248227)/5gb23ant0-w56-1;b5580,11a(6m,ps16.5),ant0-edge&touch(d0)

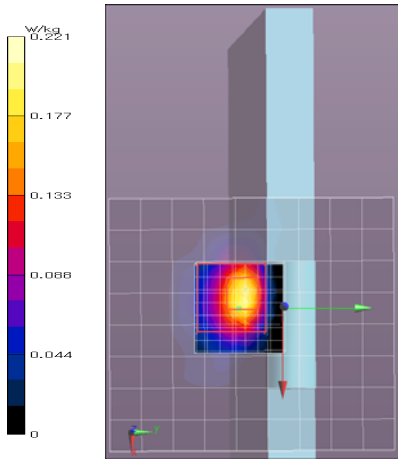
Area:80x90,10 (9x10x1): Measurement grid: dx=10mm, dy=10mm; Maximum value of SAR (measured) = 0.179 W/kg

Area:80x90,10 (81x91x1): Interpolated grid: dx=1.000 mm, dy=1.000 mm; Maximum value of SAR (interpolated) = 0.196 W/kg

Zoom:28x28x24,xy4-z1.4(ratio) (8x8x7)/Cube 0: Measurement grid: dx=4mm, dy=4mm, dz=1.4mm;

Reference Value = 6.351 V/m; Power Drift = 0.01 dB; Maximum value of SAR (measured) = 0.221 W/kg; Peak SAR (extrapolated) = 0.350 W/kg

SAR(1 g) = 0.086 W/kg; SAR(10 g) = 0.024 W/kg



Remarks:

- *. Date tested: 2016/02/10; Tested by: Hiroshi Naka,
- *. Tested place: No.7 shielded room; *. liquid depth: 146 mm,
- *. Position: distance of EUT to phantom: 0 mm (2 mm to liquid),
- *. ambient: 24.0 ± 1 deg.C. / 40 ± 10 %RH,
- *. liquid temperature: 22.7(start)/22.7(end)/22.9(in check) deg.C.,
- *. White cubic: zoom scan area, Red cubic: big=SAR(10g)/small=SAR(1g)

Plot 2-14: (5GHz band, Body liquid) Antenna#0; Side-ant#0 & touch, 11a (6Mbps), 5600 MHz

EUT: Wireless LAN module (in Flat panel sensor); Type: SX-PCEAN(FF-E) (flat panel: RIC 43G); Serial: 00809270C5E1 (flat panel: #001)

Mode: 11a(6Mbps, BPSK/OFDM) (UID 0, Frame Length in ms: 0; PAR: 0; PMF: 1); Frequency: 5600 MHz; Crest Factor: 1.0

Medium: MSL5800; Medium parameters used: f = 5600 MHz; $\sigma = 6.01$ S/m; $\epsilon_r = 46.92$; $\rho = 1000$ kg/m³

Measurement Standard: DASYS (IEEE/IEC/ANSI C63.19-2007)

DASY Configuration: -Probe: EX3DV4 - SN3907; ConvF(3.78, 3.78, 3.78); Calibrated: 2015/04/23; -Electronics: DAE4 Sn626; Calibrated: 2015/09/15

-Sensor-Surface: 1.4mm (Mechanical Surface Detection (Locations From Previous Scan Used)), 1.4mm (Mechanical Surface Detection), z = 1.0, 25.0

-Phantom: ELI v4.0; Type: QDOVA001BA; Serial: 1059; Phantom section: Flat Section

-DASY52 52.8.8(1222); SEMCAD X 14.6.10(7331)

ant0,side-edge,touch(kdb248227)/5gb24ant0-w56-2;ch;b5600,11a(6m,ps16.5),ant0-edge&touch(d0)

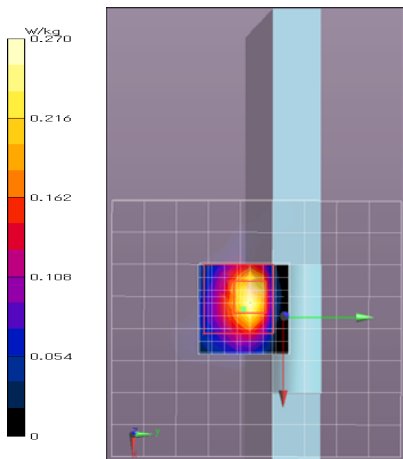
Area:80x90,10 (9x10x1): Measurement grid: dx=10mm, dy=10mm; Maximum value of SAR (measured) = 0.223 W/kg

Area:80x90,10 (81x91x1): Interpolated grid: dx=1.000 mm, dy=1.000 mm; Maximum value of SAR (interpolated) = 0.300 W/kg

Zoom:28x28x24,xy4-z1.4(ratio) (8x8x7)/Cube 0: Measurement grid: dx=4mm, dy=4mm, dz=1.4mm;

Reference Value = 7.153 V/m; Power Drift = -0.03 dB; Maximum value of SAR (measured) = 0.270 W/kg; Peak SAR (extrapolated) = 0.424 W/kg

SAR(1 g) = 0.107 W/kg; SAR(10 g) = 0.031 /kg



Remarks:

- *. Date tested: 2016/02/10; Tested by: Hiroshi Naka,
- *. Tested place: No.7 shielded room; *. liquid depth: 146 mm,
- *. Position: distance of EUT to phantom: 0 mm (2 mm to liquid),
- *. ambient: 24.0 ± 1 deg.C. / 40 ± 10 %RH,
- *. liquid temperature: 22.7(start)/22.7(end)/22.9(in check) deg.C.,
- *. White cubic: zoom scan area, Red cubic: big=SAR(10g)/small=SAR(1g)

UL Japan, Inc.

Shonan EMC Lab.

1-22-3 Megumigaoka, Hiratsuka-shi, Kanagawa-ken, 259-1220 JAPAN

Telephone: +81 463 50 6400 / Facsimile: +81 463 50 6401

Appendix 2-2: Measurement data (cont'd)**Plot 2-15: (5GHz band, Body liquid) Antenna#0; Side-ant#0 & touch, 11a (6Mbps), 5700 MHz**

EUT: Wireless LAN module (in Flat panel sensor); Type: SX-PCEAN(FF-E) (flat panel: RIC 43G); Serial: 00809270C5E1 (flat panel: #001)

Mode: 11a(6Mbps, BPSK/OFDM) (UID 0, Frame Length in ms: 0; PAR: 0; PMF: 1); Frequency: 5700 MHz; Crest Factor: 1.0

Medium: MSL5800; Medium parameters used: $f = 5700 \text{ MHz}$; $\sigma = 6.108 \text{ S/m}$; $\epsilon_r = 46.78$; $\rho = 1000 \text{ kg/m}^3$

Measurement Standard: DASYS5 (IEEE/IEC/ANSI C63.19-2007)

DASY Configuration: -Probe: EX3DV4 - SN3907; ConvF(3.78, 3.78, 3.78); Calibrated: 2015/04/23; -DASY52 52.8.8(1222); SEMCAD X 14.6.10(7331)

-Sensor-Surface: 1.4mm (Mechanical Surface Detection), $z = 1.0, 25.0$

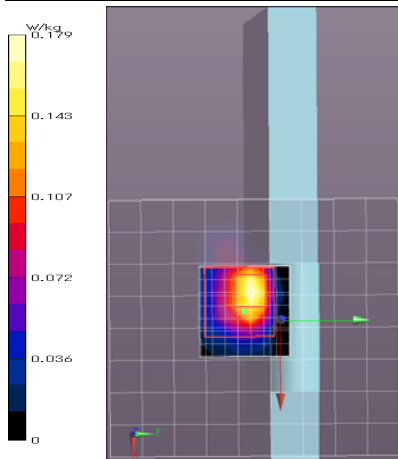
-Electronics: DAE4 Sn626; Calibrated: 2015/09/15

-Phantom: ELI v4.0; Type: QDOVA001BA; Serial: 1059; Phantom section: Flat Section

ant0,side-edge,touch(kdb248227)/5gb26ant0-w56-4;ch;b5700,11a(6m,ps16.5),ant0-edge&touch(d0)

Area:80x90,10 (9x10x1): Measurement grid: $dx=10\text{mm}$, $dy=10\text{mm}$; Maximum value of SAR (measured) = 0.133 W/kgArea:80x90,10 (81x91x1): Interpolated grid: $dx=1.000\text{mm}$, $dy=1.000\text{mm}$; Maximum value of SAR (interpolated) = 0.192 W/kgZoom:28x28x24,xy4-z1.4(ratio) (8x8x7)/Cube 0: Measurement grid: $dx=4\text{mm}$, $dy=4\text{mm}$, $dz=1.4\text{mm}$;

Reference Value = 5.287 V/m; Power Drift = 0.12 dB; Maximum value of SAR (measured) = 0.179 W/kg; Peak SAR (extrapolated) = 0.287 W/kg

SAR(1 g) = 0.064 W/kg; SAR(10 g) = 0.017 W/kg

Remarks:

- * Date tested: 2016/02/10; Tested by: Hiroshi Naka,
- * Tested place: No.7 shielded room; * liquid depth: 146 mm,
- * Position: distance of EUT to phantom: 0 mm (2 mm to liquid),
- * ambient: $24.0 \pm 1 \text{ deg.C.} / 40 \pm 10 \%RH$,
- * liquid temperature: 22.7(start)/22.8(end)/22.9(in check) deg.C.,
- * White cubic: zoom scan area, Red cubic: big=SAR(10g)/small=SAR(1g)

Plot 2-16: (5GHz band, Body liquid) Antenna#0; Side-ant#0 & touch, 11a (6Mbps), 5745 MHz

EUT: Wireless LAN module (in Flat panel sensor); Type: SX-PCEAN(FF-E) (flat panel: RIC 43G); Serial: 00809270C5E1 (flat panel: #001)

Mode: 11a(6Mbps, BPSK/OFDM) (UID 0, Frame Length in ms: 0; PAR: 0; PMF: 1); Frequency: 5745 MHz; Crest Factor: 1.0

Medium: MSL5800; Medium parameters used: $f = 5745 \text{ MHz}$; $\sigma = 6.199 \text{ S/m}$; $\epsilon_r = 46.87$; $\rho = 1000 \text{ kg/m}^3$

Measurement Standard: DASYS5 (IEEE/IEC/ANSI C63.19-2007)

DASY Configuration: -Probe: EX3DV4 - SN3907; ConvF(4.06, 4.06, 4.06); Calibrated: 2015/04/23; -Electronics: DAE4 Sn626; Calibrated: 2015/09/15

-Sensor-Surface: 1.4mm (Mechanical Surface Detection (Locations From Previous Scan Used)), Sensor-Surface: 1.4mm (Mechanical Surface Detection), $z = 1.0, 25.0$

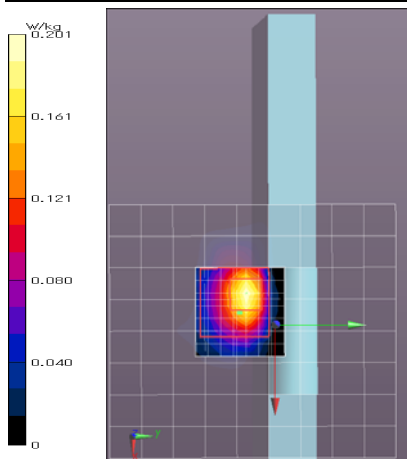
-Phantom: ELI v4.0; Type: QDOVA001BA; Serial: 1059; Phantom section: Flat Section

-DASY52 52.8.8(1222); SEMCAD X 14.6.10(7331)

ant0,side-edge,touch(kdb248227)/5gb22ant0-w58-3;ch;b5745,11a(6m,ps17),ant0-edge&touch(d0)

Area:80x90,10 (9x10x1): Measurement grid: $dx=10\text{mm}$, $dy=10\text{mm}$; Maximum value of SAR (measured) = 0.162 W/kgArea:80x90,10 (81x91x1): Interpolated grid: $dx=1.000\text{mm}$, $dy=1.000\text{mm}$; Maximum value of SAR (interpolated) = 0.174 W/kgZoom:28x28x24,xy4-z1.4(ratio) (8x8x7)/Cube 0: Measurement grid: $dx=4\text{mm}$, $dy=4\text{mm}$, $dz=1.4\text{mm}$;

Reference Value = 5.747 V/m; Power Drift = 0.00 dB; Maximum value of SAR (measured) = 0.201 W/kg; Peak SAR (extrapolated) = 0.312 W/kg

SAR(1 g) = 0.075 W/kg; SAR(10 g) = 0.021 W/kg

Remarks:

- * Date tested: 2016/02/10; Tested by: Hiroshi Naka,
- * Tested place: No.7 shielded room; * liquid depth: 146 mm,
- * Position: distance of EUT to phantom: 0 mm (2 mm to liquid),
- * ambient: $24.0 \pm 1 \text{ deg.C.} / 40 \pm 10 \%RH$,
- * liquid temperature: 22.7(start)/22.7(end)/22.9(in check) deg.C.,
- * White cubic: zoom scan area, Red cubic: big=SAR(10g)/small=SAR(1g)

UL Japan, Inc.**Shonan EMC Lab.**

1-22-3 Megumigaoka, Hiratsuka-shi, Kanagawa-ken, 259-1220 JAPAN

Telephone: +81 463 50 6400 / Facsimile: +81 463 50 6401

Appendix 2-2: Measurement data (cont'd)**Plot 2-17: (5GHz band, Body liquid) Antenna#0; Side-ant#0 & touch, 11a (6Mbps), 5825 MHz**

EUT: Wireless LAN module (in Flat panel sensor); Type: SX-PCEAN(FF-E) (flat panel: RIC 43G); Serial: 00809270C5E1 (flat panel: #001)

Mode: 11a(6Mbps, BPSK/OFDM) (UID 0, Frame Length in ms: 0; PAR: 0; PMF: 1); Frequency: 5825 MHz; Crest Factor: 1.0

Medium: MSL5800; Medium parameters used: $f = 5825 \text{ MHz}$; $\sigma = 6.283 \text{ S/m}$; $\epsilon_r = 46.71$; $\rho = 1000 \text{ kg/m}^3$

Measurement Standard: DASYS5 (IEEE/IEC/ANSI C63.19-2007)

DASY Configuration: -Probe: EX3DV4 - SN3907; ConvF(4.06, 4.06, 4.06); Calibrated: 2015/04/23; -DASY52 52.8.8(1222); SEMCAD X 14.6.10(7331)

-Sensor-Surface: 1.4mm (Mechanical Surface Detection), $z = 1.0, 25.0$

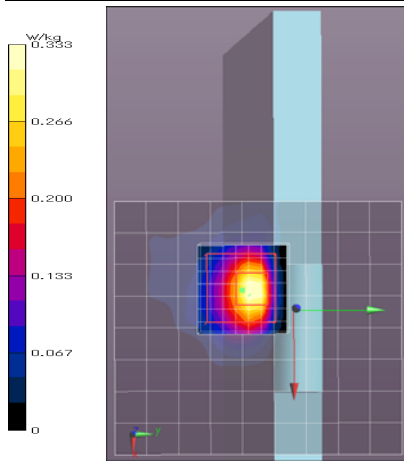
-Electronics: DAE4 Sn626; Calibrated: 2015/09/15

-Phantom: ELI v4.0; Type: QDOVA001BA; Serial: 1059; Phantom section: Flat Section

ant0,side-edge,touch(kdb248227)/5gb20ant0-w58-1;b5825,11a(6m,ps17),ant0-edge&touch(d0)

Area:80x90,10 (9x10x1): Measurement grid: $dx=10\text{mm}$, $dy=10\text{mm}$; Maximum value of SAR (measured) = 0.300 W/kgArea:80x90,10 (81x91x1): Interpolated grid: $dx=1.000 \text{ mm}$, $dy=1.000 \text{ mm}$; Maximum value of SAR (interpolated) = 0.305 W/kgZoom:28x28x24,xy4-z1.4(ratio) (8x8x7)/Cube 0: Measurement grid: $dx=4\text{mm}$, $dy=4\text{mm}$, $dz=1.4\text{mm}$;

Reference Value = 7.926 V/m; Power Drift = -0.09 dB; Maximum value of SAR (measured) = 0.333 W/kg; Peak SAR (extrapolated) = 1.27 W/kg

SAR(1 g) = 0.135 W/kg; SAR(10 g) = 0.039 W/kg

Remarks:

* Date tested: 2016/02/10; Tested by: Hiroshi Naka,

* Tested place: No.7 shielded room; * liquid depth: 146 mm,

* Position: distance of EUT to phantom: 0 mm (2 mm to liquid),

* ambient: $24.0 \pm 1 \text{ deg.C.} / 40 \pm 10 \% \text{RH}$,

* liquid temperature: 22.7(start)/22.7(end)/22.9(in check) deg.C.,

* White cubic: zoom scan area, Red cubic: $\text{big}=\text{SAR}(10\text{g})/\text{small}=\text{SAR}(1\text{g})$ **Plot 2-18: (5GHz band, Body liquid) Antenna#1; Bottom & touch, 11a (6Mbps), 5260 MHz**

EUT: Wireless LAN module (in Flat panel sensor); Type: SX-PCEAN(FF-E) (flat panel: RIC 43G); Serial: 00809270C5E1 (flat panel: #001)

Mode: 11a(6Mbps, BPSK/OFDM) (UID 0, Frame Length in ms: 0; PAR: 0; PMF: 1); Frequency: 5260 MHz; Crest Factor: 1.0

Medium: MSL5800; Medium parameters used: $f = 5260 \text{ MHz}$; $\sigma = 5.552 \text{ S/m}$; $\epsilon_r = 47.51$; $\rho = 1000 \text{ kg/m}^3$

Measurement Standard: DASYS5 (IEEE/IEC/ANSI C63.19-2007)

DASY Configuration: -Probe: EX3DV4 - SN3907; ConvF(4.53, 4.53, 4.53); Calibrated: 2015/04/23; -Electronics: DAE4 Sn626; Calibrated: 2015/09/15

-Sensor-Surface: 1.4mm (Mechanical Surface Detection (Locations From Previous Scan Used)), Sensor-Surface: 1.4mm (Mechanical Surface Detection), $z = 1.0, 25.0$

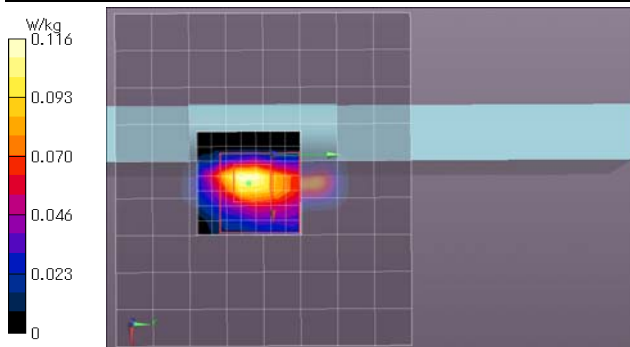
-Phantom: ELI v4.0; Type: QDOVA001BA; Serial: 1059; Phantom section: Flat Section

-DASY52 52.8.8(1222); SEMCAD X 14.6.10(7331)

ant1,side-edge,touch(kdb248227)/5gb17ant1-w53-2;ch;b5260,11a(6m,ps15),ant1-edge&touch(d0)

Area:90x80,10 (10x9x1): Measurement grid: $dx=10\text{mm}$, $dy=10\text{mm}$; Maximum value of SAR (measured) = 0.0619 W/kgArea:90x80,10 (91x81x1): Interpolated grid: $dx=1.000 \text{ mm}$, $dy=1.000 \text{ mm}$; Maximum value of SAR (interpolated) = 0.133 W/kgZoom:28x28x24,xy4-z1.4(ratio) (8x8x7)/Cube 0: Measurement grid: $dx=4\text{mm}$, $dy=4\text{mm}$, $dz=1.4\text{mm}$;

Reference Value = 5.104 V/m; Power Drift = -0.11 dB; Maximum value of SAR (measured) = 0.116 W/kg; Peak SAR (extrapolated) = 0.190 W/kg

SAR(1 g) = 0.037 W/kg; SAR(10 g) = 0.00979 W/kg

Remarks: * Date tested: 2016/02/12; Tested by: Hiroshi Naka; Tested place: No.7 shielded room,

* liquid depth: 146 mm; Position: distance of EUT to phantom: 0 mm (2 mm to liquid); ambient: $24.0 \pm 1 \text{ deg.C.} / 40 \pm 10 \% \text{RH}$,* liquid temperature: 22.7(start)/22.7(end)/22.9(in check) deg.C.; * White cubic: zoom scan area, Red cubic: $\text{big}=\text{SAR}(10\text{g})/\text{small}=\text{SAR}(1\text{g})$ **UL Japan, Inc.****Shonan EMC Lab.**

1-22-3 Megumigaoka, Hiratsuka-shi, Kanagawa-ken, 259-1220 JAPAN

Telephone: +81 463 50 6400 / Facsimile: +81 463 50 6401

Appendix 2-2: Measurement data (cont'd)**Plot 2-19: (5GHz band, Body liquid) Antenna#1; Bottom, 11a (6Mbps), 5300 MHz**

EUT: Wireless LAN module (in Flat panel sensor); Type: SX-PCEAN(FF-E) (flat panel: RIC 43G); Serial: 00809270C5E1 (flat panel: #001)

Mode: 11a(6Mbps, BPSK/OFDM) (UID 0, Frame Length in ms: 0; PAR: 0; PMF: 1); Frequency: 5300 MHz; Crest Factor: 1.0

Medium: MSL5800; Medium parameters used: $f = 5300$ MHz; $\sigma = 5.589$ S/m; $\epsilon_r = 47.43$; $\rho = 1000$ kg/m³

Measurement Standard: DASYS5 (IEEE/IEC/ANSI C63.19-2007)

DASY Configuration: -Probe: EX3DV4 - SN3907; ConvF(4.53, 4.53, 4.53); Calibrated: 2015/04/23; -Electronics: DAE4 Sn626; Calibrated: 2015/09/15

-Sensor-Surface: 1.4mm (Mechanical Surface Detection (Locations From Previous Scan Used)), 1.4mm (Mechanical Surface Detection), z = 1.0, 25.0

-Phantom: ELI v4.0; Type: QDOVA001BA; Serial: 1059; Phantom section: Flat Section

-DASY52 52.8.8(1222); SEMCAD X 14.6.10(7331)

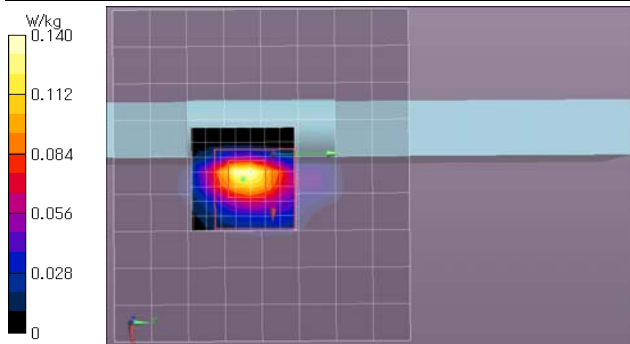
ant1,side-edge,touch(kdb248227)/5gb16ant1-w53-1;b5300,11a(6m,ps15),ant1-edge&touch(d0)

Area:90x80,10 (10x9x1): Measurement grid: dx=10mm, dy=10mm; Maximum value of SAR (measured)=0.0801 W/kg

Area:90x80,10 (91x81x1): Interpolated grid: dx=1.000 mm, dy=1.000 mm; Maximum value of SAR (interpolated)=0.127 W/kg

Zoom:28x28x24,xy4-z1.4(ratio) (8x8x7)/Cube 0: Measurement grid: dx=4mm, dy=4mm, dz=1.4mm;

Reference Value = 5.516 V/m; Power Drift = -0.09 dB; Maximum value of SAR (measured)=0.140 W/kg; Peak SAR (extrapolated)=0.227 W/kg

SAR(1 g) = 0.043 W/kg; SAR(10 g) = 0.011 W/kg

Remarks: * Date tested: 2016/02/12; Tested by: Hiroshi Naka; Tested place: No.7 shielded room,
 * liquid depth: 146 mm; Position: distance of EUT to phantom: 0 mm (2 mm to liquid); ambient: 24.0 ± 1 deg.C. / 40 ± 10 %RH,
 * liquid temperature: 22.7(start)/22.7(end)/22.9(in check) deg.C.; * White cubic: zoom scan area, Red cubic: big=SAR(10g)/small=SAR(1g)

Plot 2-20: (5GHz band, Body liquid) Antenna#1; Bottom, 11a (6Mbps), 5320 MHz

EUT: Wireless LAN module (in Flat panel sensor); Type: SX-PCEAN(FF-E) (flat panel: RIC 43G); Serial: 00809270C5E1 (flat panel: #001)

Mode: 11a(6Mbps, BPSK/OFDM) (UID 0, Frame Length in ms: 0; PAR: 0; PMF: 1); Frequency: 5320 MHz; Crest Factor: 1.0

Medium: MSL5800; Medium parameters used: $f = 5320$ MHz; $\sigma = 5.609$ S/m; $\epsilon_r = 47.40$; $\rho = 1000$ kg/m³

Measurement Standard: DASYS5 (IEEE/IEC/ANSI C63.19-2007)

DASY Configuration: -Probe: EX3DV4 - SN3907; ConvF(4.53, 4.53, 4.53); Calibrated: 2015/04/23; -Electronics: DAE4 Sn626; Calibrated: 2015/09/15

-Sensor-Surface: 1.4mm (Mechanical Surface Detection (Locations From Previous Scan Used)), Sensor-Surface: 1.4mm (Mechanical Surface Detection), z = 1.0, 25.0

-Phantom: ELI v4.0; Type: QDOVA001BA; Serial: 1059; Phantom section: Flat Section

-DASY52 52.8.8(1222); SEMCAD X 14.6.10(7331)

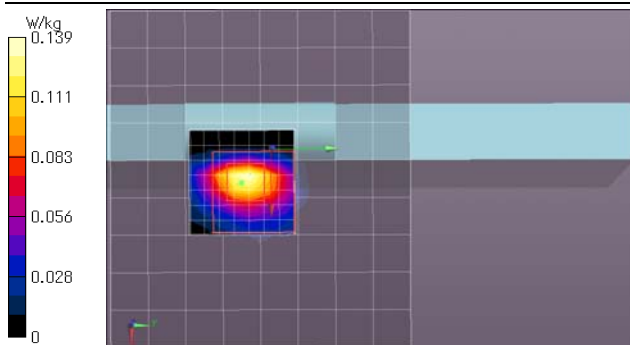
ant1,side-edge,touch(kdb248227)/5gb18ant1-w53-3;ch;b5320,11a(6m,ps15),ant1-edge&touch(d0)

Area:90x80,10 (10x9x1): Measurement grid: dx=10mm, dy=10mm; Maximum value of SAR (measured)=0.0837 W/kg

Area:90x80,10 (91x81x1): Interpolated grid: dx=1.000 mm, dy=1.000 mm; Maximum value of SAR (interpolated)=0.268 W/kg

Zoom:28x28x24,xy4-z1.4(ratio) (8x8x7)/Cube 0: Measurement grid: dx=4mm, dy=4mm, dz=1.4mm;

Reference Value = 5.459 V/m; Power Drift = 0.01 dB; Maximum value of SAR (measured)=0.139 W/kg; Peak SAR (extrapolated)=0.215 W/kg

SAR(1 g) = 0.043 W/kg; SAR(10 g) = 0.011 W/kg

Remarks: * Date tested: 2016/02/12; Tested by: Hiroshi Naka; Tested place: No.7 shielded room,
 * liquid depth: 146 mm; Position: distance of EUT to phantom: 0 mm (2 mm to liquid); ambient: 24.0 ± 1 deg.C. / 40 ± 10 %RH,
 * liquid temperature: 22.7(start)/22.7(end)/22.9(in check) deg.C.; * White cubic: zoom scan area, Red cubic: big=SAR(10g)/small=SAR(1g)

UL Japan, Inc.**Shonan EMC Lab.**1-22-3 Megumigaoka, Hiratsuka-shi, Kanagawa-ken, 259-1220 JAPAN
Telephone: +81 463 50 6400 / Facsimile: +81 463 50 6401

Appendix 2-2: Measurement data (cont'd)**Plot 2-21: (5GHz band, Body liquid) Antenna#1; Bottom, 11a (6Mbps), 5500 MHz**

EUT: Wireless LAN module (in Flat panel sensor); Type: SX-PCEAN(FF-E) (flat panel: RIC 43G); Serial: 00809270C5E1 (flat panel: #001)

Mode: 11a(6Mbps, BPSK/OFDM) (UID 0, Frame Length in ms: 0; PAR: 0; PMF: 1); Frequency: 5500 MHz; Crest Factor: 1.0

Medium: MSL5800; Medium parameters used: $f = 5500$ MHz; $\sigma = 5.844$ S/m; $\epsilon_r = 47.05$; $\rho = 1000$ kg/m³

Measurement Standard: DASY5 (IEEE/IEC/ANSI C63.19-2007)

DASY Configuration: -Probe: EX3DV4 - SN3907; ConvF(3.78, 3.78, 3.78); Calibrated: 2015/04/23; -Electronics: DAE4 Sn626; Calibrated: 2015/09/15

-Sensor-Surface: 1.4mm (Mechanical Surface Detection (Locations From Previous Scan Used)), 1.4mm (Mechanical Surface Detection), z = 1.0, 25.0

-Phantom: ELI v4.0; Type: QDOVA001BA; Serial: 1059; Phantom section: Flat Section

-DASY52 52.8.8(1222); SEMCAD X 14.6.10(7331)

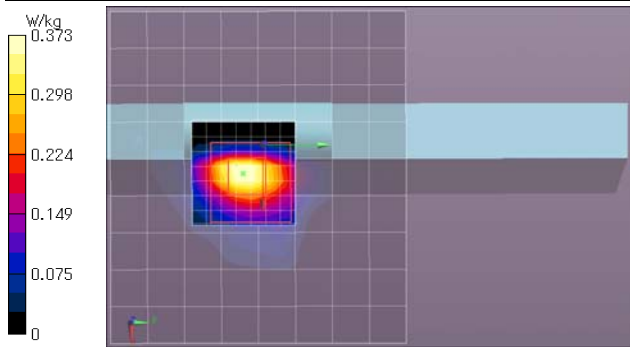
ant1,side-edge,touch(kdb248227)/5gb13ant1-w56-3;ch;b5500,11a(m,ps16.5),ant1-edge&touch(d0)

Area:90x80,10 (10x9x1): Measurement grid: dx=10mm, dy=10mm; Maximum value of SAR (measured) = 0.234 W/kg

Area:90x80,10 (91x81x1): Interpolated grid: dx=1.000 mm, dy=1.000 mm; Maximum value of SAR (interpolated) = 0.501 W/kg

Zoom:28x28x24,xy4-z1.4(ratio) (8x8x7)/Cube 0: Measurement grid: dx=4mm, dy=4mm, dz=1.4mm;

Reference Value = 9.527 V/m; Power Drift = -0.06 dB; Maximum value of SAR (measured) = 0.373 W/kg; Peak SAR (extrapolated) = 0.621 W/kg

SAR(1g) = 0.150 W/kg; SAR(10g) = 0.040 W/kg

Remarks: * Date tested: 2016/02/10; Tested by: Hiroshi Naka; Tested place: No.7 shielded room,
 * liquid depth: 146 mm; Position: distance of EUT to phantom: 0 mm (2 mm to liquid); ambient: 24.0 ± 1 deg.C. / 40 ± 10 %RH,
 * liquid temperature: 22.6(start)/22.7(end)/22.9(in check) deg.C.; * White cubic: zoom scan area, Red cubic: big=SAR(10g)/small=SAR(1g)

Plot 2-22: (5GHz band, Body liquid) Antenna#1; Bottom, 11a (6Mbps), 5580 MHz

EUT: Wireless LAN module (in Flat panel sensor); Type: SX-PCEAN(FF-E) (flat panel: RIC 43G); Serial: 00809270C5E1 (flat panel: #001)

Mode: 11a(6Mbps, BPSK/OFDM) (UID 0, Frame Length in ms: 0; PAR: 0; PMF: 1); Frequency: 5580 MHz; Crest Factor: 1.0

Medium: MSL5800; Medium parameters used: $f = 5580$ MHz; $\sigma = 5.954$ S/m; $\epsilon_r = 46.96$; $\rho = 1000$ kg/m³

Measurement Standard: DASY5 (IEEE/IEC/ANSI C63.19-2007)

DASY Configuration: -Probe: EX3DV4 - SN3907; ConvF(3.78, 3.78, 3.78); Calibrated: 2015/04/23; -DASY52 52.8.8(1222); SEMCAD X 14.6.10(7331)

-Sensor-Surface: 1.4mm (Mechanical Surface Detection), z = 1.0, 25.0

-Electronics: DAE4 Sn626; Calibrated: 2015/09/15

-Phantom: ELI v4.0; Type: QDOVA001BA; Serial: 1059; Phantom section: Flat Section

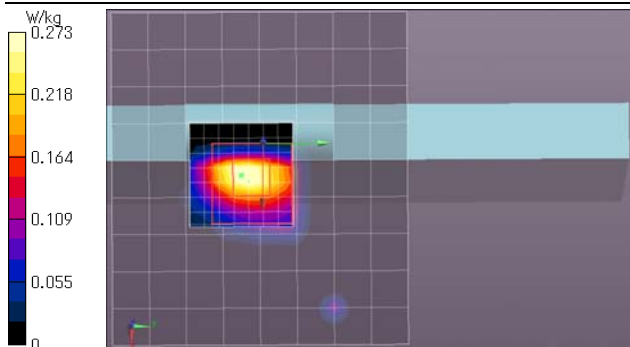
ant1,side-edge,touch(kdb248227)/5gb11ant1-w56-1;b5580,11a(6m,ps16.5),ant1-edge&touch(d0)

Area:90x80,10 (10x9x1): Measurement grid: dx=10mm, dy=10mm; Maximum value of SAR (measured) = 0.185 W/kg

Area:90x80,10 (91x81x1): Interpolated grid: dx=1.000 mm, dy=1.000 mm; Maximum value of SAR (interpolated) = 0.544 W/kg

Zoom:28x28x24,xy4-z1.4(ratio) (8x8x7)/Cube 0: Measurement grid: dx=4mm, dy=4mm, dz=1.4mm;

Reference Value = 8.041 V/m; Power Drift = -0.01 dB; Maximum value of SAR (measured) = 0.273 W/kg; Peak SAR (extrapolated) = 0.450 W/kg

SAR(1g) = 0.105 W/kg; SAR(10g) = 0.028 W/kg

Remarks: * Date tested: 2016/02/10; Tested by: Hiroshi Naka; Tested place: No.7 shielded room,
 * liquid depth: 146 mm; Position: distance of EUT to phantom: 0 mm (2 mm to liquid); ambient: 24.0 ± 1 deg.C. / 40 ± 10 %RH,
 * liquid temperature: 22.6(start)/22.6(end)/22.9(in check) deg.C.; * White cubic: zoom scan area, Red cubic: big=SAR(10g)/small=SAR(1g)

UL Japan, Inc.**Shonan EMC Lab.**1-22-3 Megumigaoka, Hiratsuka-shi, Kanagawa-ken, 259-1220 JAPAN
Telephone: +81 463 50 6400 / Facsimile: +81 463 50 6401

Appendix 2-2: Measurement data (cont'd)**Plot 2-23: (5GHz band, Body liquid) Antenna#1; Bottom, 11a (6Mbps), 5600 MHz**

EUT: Wireless LAN module (in Flat panel sensor); Type: SX-PCEAN(FF-E) (flat panel: RIC 43G); Serial: 00809270C5E1 (flat panel: #001)

Mode: 11a(6Mbps, BPSK/OFDM) (UID 0, Frame Length in ms: 0; PAR: 0; PMF: 1); Frequency: 5600 MHz; Crest Factor: 1.0

Medium: MSL5800; Medium parameters used: $f = 5600$ MHz; $\sigma = 6.01$ S/m; $\epsilon_r = 46.92$; $\rho = 1000$ kg/m³

Measurement Standard: DASYS5 (IEEE/IEC/ANSI C63.19-2007)

DASY Configuration: -Probe: EX3DV4 - SN3907; ConvF(3.78, 3.78, 3.78); Calibrated: 2015/04/23; -Electronics: DAE4 Sn626; Calibrated: 2015/09/15
-Sensor-Surface: 1.4mm (Mechanical Surface Detection (Locations From Previous Scan Used)), Sensor-Surface: 1.4mm (Mechanical Surface Detection), $z = 1.0, 25.0$
-Phantom: ELI v4.0; Type: QDOVA001BA; Serial: 1059; Phantom section: Flat Section -DASY52 52.8.8(1222); SEMCAD X 14.6.10(7331)

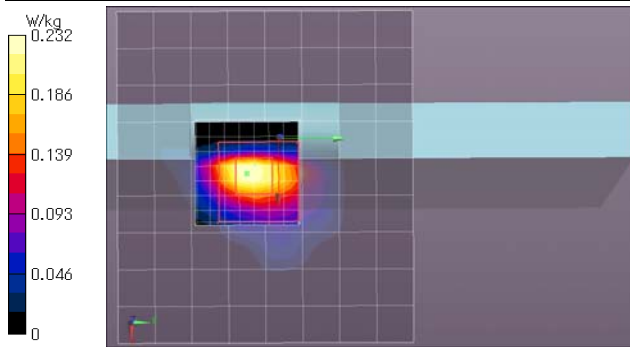
ant1,side-edge,touch(kdb248227)/5gb12ant1-w56-2;ch;b5600,11a(6mps16.5),ant1-edge&touch(d0)

Area:90x80,10 (10x9x1): Measurement grid: dx=10mm, dy=10mm; Maximum value of SAR (measured) = 0.149 W/kg

Area:90x80,10 (91x81x1): Interpolated grid: dx=1.000 mm, dy=1.000 mm; Maximum value of SAR (interpolated) = 0.312 W/kg

Zoom:28x28x24,xy4-z1.4(ratio) (8x8x7)/Cube 0: Measurement grid: dx=4mm, dy=4mm, dz=1.4mm;

Reference Value = 7.329 V/m; Power Drift = -0.13 dB; Maximum value of SAR (measured) = 0.232 W/kg; Peak SAR (extrapolated) = 0.384 W/kg

SAR(1 g) = 0.083 W/kg; SAR(10 g) = 0.023 W/kg

Remarks: * Date tested: 2016/02/10; Tested by: Hiroshi Naka; Tested place: No.7 shielded room,
* liquid depth: 146 mm; Position: distance of EUT to phantom: 0 mm (2 mm to liquid); ambient: 24.0 ± 1 deg.C. / 40 ± 10 %RH,
* liquid temperature: 22.6(start)/22.6(end)/22.9(in check) deg.C.; * White cubic: zoom scan area, Red cubic: big=SAR(10g)/small=SAR(1g)

Plot 2-24: (5GHz band, Body liquid) Antenna#1; Bottom, 11a (6Mbps), 5700 MHz

EUT: Wireless LAN module (in Flat panel sensor); Type: SX-PCEAN(FF-E) (flat panel: RIC 43G); Serial: 00809270C5E1 (flat panel: #001)

Mode: 11a(6Mbps, BPSK/OFDM) (UID 0, Frame Length in ms: 0; PAR: 0; PMF: 1); Frequency: 5700 MHz; Crest Factor: 1.0

Medium: MSL5800; Medium parameters used: $f = 5700$ MHz; $\sigma = 6.108$ S/m; $\epsilon_r = 46.78$; $\rho = 1000$ kg/m³

Measurement Standard: DASYS5 (IEEE/IEC/ANSI C63.19-2007)

DASY Configuration: -Probe: EX3DV4 - SN3907; ConvF(3.78, 3.78, 3.78); Calibrated: 2015/04/23; -Electronics: DAE4 Sn626; Calibrated: 2015/09/15
-Sensor-Surface: 1.4mm (Mechanical Surface Detection (Locations From Previous Scan Used)), Sensor-Surface: 1.4mm (Mechanical Surface Detection), $z = 1.0, 25.0$
-Phantom: ELI v4.0; Type: QDOVA001BA; Serial: 1059; Phantom section: Flat Section -DASY52 52.8.8(1222); SEMCAD X 14.6.10(7331)

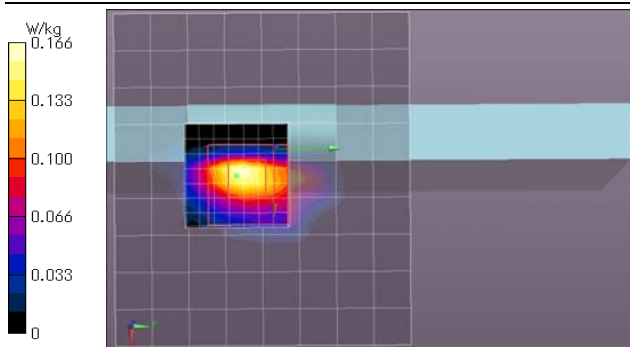
ant1,side-edge,touch(kdb248227)/5gb14ant1-w56-4;ch;b5700,11a(6mps16.5),ant1-edge&touch(d0)

Area:90x80,10 (10x9x1): Measurement grid: dx=10mm, dy=10mm; Maximum value of SAR (measured) = 0.0925 W/kg

Area:90x80,10 (91x81x1): Interpolated grid: dx=1.000 mm, dy=1.000 mm; Maximum value of SAR (interpolated) = 0.210 W/kg

Zoom:28x28x24,xy4-z1.4(ratio) (8x8x7)/Cube 0: Measurement grid: dx=4mm, dy=4mm, dz=1.4mm;

Reference Value = 6.029 V/m; Power Drift = -0.08 dB; Maximum value of SAR (measured) = 0.166 W/kg; Peak SAR (extrapolated) = 0.301 W/kg

SAR(1 g) = 0.054 W/kg; SAR(10 g) = 0.014 W/kg

Remarks: * Date tested: 2016/02/10; Tested by: Hiroshi Naka; Tested place: No.7 shielded room,
* liquid depth: 146 mm; Position: distance of EUT to phantom: 0 mm (2 mm to liquid); ambient: 24.0 ± 1 deg.C. / 40 ± 10 %RH,
* liquid temperature: 22.6(start)/22.6(end)/22.9(in check) deg.C.; * White cubic: zoom scan area, Red cubic: big=SAR(10g)/small=SAR(1g)

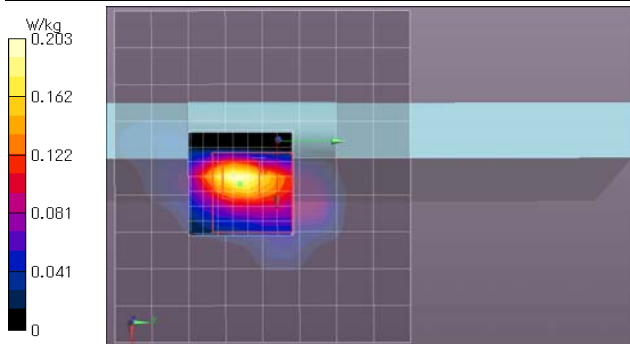
Appendix 2-2: Measurement data (cont'd)**Plot 2-25: (5GHz band, Body liquid) Antenna#1; Bottom, 11a (6Mbps), 5745 MHz****EUT: Wireless LAN module (in Flat panel sensor); Type: SX-PCEAN(FF-E) (flat panel: RIC 43G); Serial: 00809270C5E1 (flat panel: #001)****Mode: 11a(6Mbps, BPSK/OFDM) (UID 0, Frame Length in ms: 0; PAR: 0; PMF: 1); Frequency: 5745 MHz; Crest Factor: 1.0****Medium: MSL5800; Medium parameters used: $f = 5745$ MHz; $\sigma = 6.199$ S/m; $\epsilon_r = 46.87$; $\rho = 1000$ kg/m³**

Measurement Standard: DASY5 (IEEE/IEC/ANSI C63.19-2007)

DASY Configuration: -Probe: EX3DV4 - SN3907; ConvF(4.06, 4.06, 4.06); Calibrated: 2015/04/23; -Electronics: DAE4 Sn626; Calibrated: 2015/09/15
 -Sensor-Surface: 1.4mm (Mechanical Surface Detection (Locations From Previous Scan Used)), Sensor-Surface: 1.4mm (Mechanical Surface Detection), $z = 1.0, 25.0$
 -Phantom: ELI v4.0; Type: QDOVA001BA; Serial: 1059; Phantom section: Flat Section -DASY52 52.8.8(1222); SEMCAD X 14.6.10(7331)

ant1,side-edge,touch(kdb248227)/5gb8ant1-w58-2;ch;b5745,11a(6m,ps17),ant1-edge&touch(d0)**Area:90x80,10 (10x9x1):** Measurement grid: $dx=10$ mm, $dy=10$ mm; Maximum value of SAR (measured) = 0.136 W/kg**Area:90x80,10 (91x81x1):** Interpolated grid: $dx=1.000$ mm, $dy=1.000$ mm; Maximum value of SAR (interpolated) = 0.176 W/kg**Zoom:28x28x24,xy4-z1.4(ratio) (8x8x7)/Cube 0:** Measurement grid: $dx=4$ mm, $dy=4$ mm, $dz=1.4$ mm;

Reference Value = 6.422 V/m; Power Drift = -0.05 dB; Maximum value of SAR (measured) = 0.203 W/kg; Peak SAR (extrapolated) = 0.308 W/kg

SAR(1 g) = 0.066 W/kg; SAR(10 g) = 0.019 W/kg

Remarks: * Date tested: 2016/02/10; Tested by: Hiroshi Naka; Tested place: No.7 shielded room,
 * liquid depth: 146 mm; Position: distance of EUT to phantom: 0 mm (2 mm to liquid); ambient: 24.0 ± 1 deg.C. / 40 ± 10 %RH,
 * liquid temperature: 22.6(start)/22.6(end)/22.9(in check) deg.C.; * White cubic: zoom scan area, Red cubic: big=SAR(10g)/small=SAR(1g)

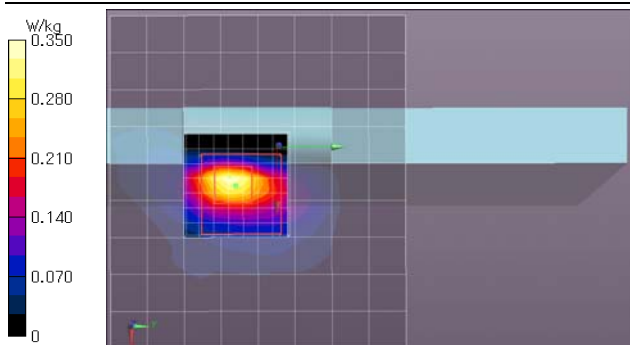
Plot 2-26: (5GHz band, Body liquid) Antenna#1; Bottom, 11a (6Mbps), 5785 MHz**EUT: Wireless LAN module (in Flat panel sensor); Type: SX-PCEAN(FF-E) (flat panel: RIC 43G); Serial: 00809270C5E1 (flat panel: #001)****Mode: 11a(6Mbps, BPSK/OFDM) (UID 0, Frame Length in ms: 0; PAR: 0; PMF: 1); Frequency: 5785 MHz; Crest Factor: 1.0****Medium: MSL5800; Medium parameters used: $f = 5785$ MHz; $\sigma = 6.265$ S/m; $\epsilon_r = 46.64$; $\rho = 1000$ kg/m³**

Measurement Standard: DASY5 (IEEE/IEC/ANSI C63.19-2007)

DASY Configuration: -Probe: EX3DV4 - SN3907; ConvF(4.06, 4.06, 4.06); Calibrated: 2015/04/23; -Electronics: DAE4 Sn626; Calibrated: 2015/09/15
 -Sensor-Surface: 1.4mm (Mechanical Surface Detection (Locations From Previous Scan Used)), Sensor-Surface: 1.4mm (Mechanical Surface Detection), $z = 1.0, 25.0$
 -Phantom: ELI v4.0; Type: QDOVA001BA; Serial: 1059; Phantom section: Flat Section -DASY52 52.8.8(1222); SEMCAD X 14.6.10(7331)

ant1,side-edge,touch(kdb248227)/5gb9ant1-w58-3;ch;b5785,11a(6m,ps17),ant1-edge&touch(d0)**Area:90x80,10 (10x9x1):** Measurement grid: $dx=10$ mm, $dy=10$ mm; Maximum value of SAR (measured) = 0.222 W/kg**Area:90x80,10 (91x81x1):** Interpolated grid: $dx=1.000$ mm, $dy=1.000$ mm; Maximum value of SAR (interpolated) = 0.291 W/kg**Zoom:28x28x24,xy4-z1.4(ratio) (8x8x7)/Cube 0:** Measurement grid: $dx=4$ mm, $dy=4$ mm, $dz=1.4$ mm;

Reference Value = 8.428 V/m; Power Drift = -0.02 dB; Maximum value of SAR (measured) = 0.350 W/kg; Peak SAR (extrapolated) = 0.572 W/kg

SAR(1 g) = 0.122 W/kg; SAR(10 g) = 0.033 W/kg

Remarks: * Date tested: 2016/02/10; Tested by: Hiroshi Naka; Tested place: No.7 shielded room,
 * liquid depth: 146 mm; Position: distance of EUT to phantom: 0 mm (2 mm to liquid); ambient: 24.0 ± 1 deg.C. / 40 ± 10 %RH,
 * liquid temperature: 22.6(start)/22.7(end)/22.9(in check) deg.C.; * White cubic: zoom scan area, Red cubic: big=SAR(10g)/small=SAR(1g)

UL Japan, Inc.**Shonan EMC Lab.**1-22-3 Megumigaoka, Hiratsuka-shi, Kanagawa-ken, 259-1220 JAPAN
Telephone: +81 463 50 6400 / Facsimile: +81 463 50 6401

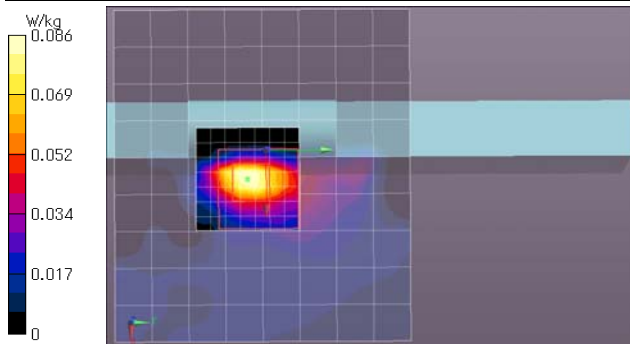
Appendix 2-2: Measurement data (cont'd)**Plot 2-27: (5GHz band, Body liquid) Antenna#1; Bottom, 11n(40HT)(MCS0), 5270 MHz****EUT: Wireless LAN module (in Flat panel sensor); Type: SX-PCEAN(FF-E) (flat panel: RIC 43G); Serial: 00809270C5E1 (flat panel: #001)****Mode: n40(MCS0, BPSK/OFDM) (UID 0, Frame Length in ms: 0; PAR: 0; PMF: 1); Frequency: 5270 MHz; Crest Factor: 1.0****Medium: MSL5800; Medium parameters used: $f = 5270$ MHz; $\sigma = 5.564$ S/m; $\epsilon_r = 47.51$; $\rho = 1000$ kg/m³**

Measurement Standard: DASY5 (IEEE/IEC/ANSI C63.19-2007)

DASY Configuration: -Probe: EX3DV4 - SN3907; ConvF(4.53, 4.53, 4.53); Calibrated: 2015/04/23; -Electronics: DAE4 Sn626; Calibrated: 2015/09/15
 -Sensor-Surface: 1.4mm (Mechanical Surface Detection (Locations From Previous Scan Used)), Sensor-Surface: 1.4mm (Mechanical Surface Detection), z = 1.0, 25.0
 -Phantom: ELI v4.0; Type: QDOVA001BA; Serial: 1059; Phantom section: Flat Section -DASY52 52.8.8(1222); SEMCAD X 14.6.10(7331)

ant1,side-edge,touch(kdb248227)/5gb19ant1-w53-4;mode;b5270,n40(m0,ps13.5),ant1-edge&touch(d0)**Area:90x80,10 (10x9x1):** Measurement grid: dx=10mm, dy=10mm; Maximum value of SAR (measured) = 0.0666 W/kg**Area:90x80,10 (91x81x1):** Interpolated grid: dx=1.000 mm, dy=1.000 mm; Maximum value of SAR (interpolated) = 0.0780 W/kg**Zoom:28x28x24,xy4-z1.4(ratio) (8x8x7)/Cube 0:** Measurement grid: dx=4mm, dy=4mm, dz=1.4mm;

Reference Value = 4.322 V/m; Power Drift = 0.15 dB; Maximum value of SAR (measured) = 0.0861 W/kg; Peak SAR (extrapolated) = 0.143 W/kg

SAR(1 g) = 0.030 W/kg; SAR(10 g) = 0.00763 W/kg

Remarks: * Date tested: 2016/02/12; Tested by: Hiroshi Naka; Tested place: No.7 shielded room,
 * liquid depth: 146 mm; Position: distance of EUT to phantom: 0 mm (2 mm to liquid); ambient: 24.0 ± 1 deg.C. / 40 ± 10 %RH,
 * liquid temperature: 22.7(start)/22.7(end)/22.9(in check) deg.C.; * White cubic: zoom scan area, Red cubic: big=SAR(10g)/small=SAR(1g)

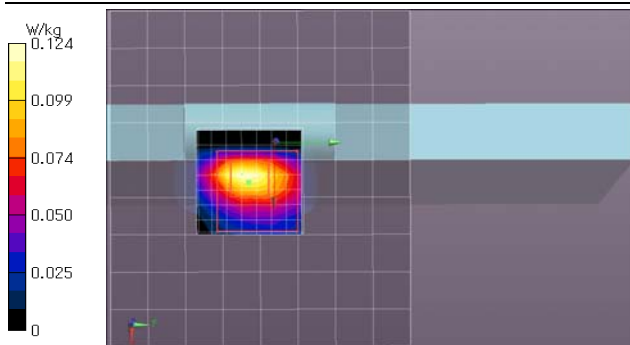
Plot 2-28: (5GHz band, Body liquid) Antenna#1; Bottom, 11n(40HT)(MCS0), 5550 MHz**EUT: Wireless LAN module (in Flat panel sensor); Type: SX-PCEAN(FF-E) (flat panel: RIC 43G); Serial: 00809270C5E1 (flat panel: #001)****Mode: n40(MCS0, BPSK/OFDM) (UID 0, Frame Length in ms: 0; PAR: 0; PMF: 1); Frequency: 5550 MHz; Crest Factor: 1.0****Medium: MSL5800; Medium parameters used: $f = 5550$ MHz; $\sigma = 5.934$ S/m; $\epsilon_r = 46.98$; $\rho = 1000$ kg/m³**

Measurement Standard: DASY5 (IEEE/IEC/ANSI C63.19-2007)

DASY Configuration: -Probe: EX3DV4 - SN3907; ConvF(3.78, 3.78, 3.78); Calibrated: 2015/04/23; -Electronics: DAE4 Sn626; Calibrated: 2015/09/15
 -Sensor-Surface: 1.4mm (Mechanical Surface Detection (Locations From Previous Scan Used)), Sensor-Surface: 1.4mm (Mechanical Surface Detection), z = 1.0, 25.0
 -Phantom: ELI v4.0; Type: QDOVA001BA; Serial: 1059; Phantom section: Flat Section -DASY52 52.8.8(1222); SEMCAD X 14.6.10(7331)

ant1,side-edge,touch(kdb248227)/5gb15ant1-w56-5;mode;b5550,n40(m0,ps12.5),ant1-edge&touch(d0)**Area:90x80,10 (10x9x1):** Measurement grid: dx=10mm, dy=10mm; Maximum value of SAR (measured) = 0.0740 W/kg**Area:90x80,10 (91x81x1):** Interpolated grid: dx=1.000 mm, dy=1.000 mm; Maximum value of SAR (interpolated) = 0.0944 W/kg**Zoom:28x28x24,xy4-z1.4(ratio) (8x8x7)/Cube 0:** Measurement grid: dx=4mm, dy=4mm, dz=1.4mm;

Reference Value = 5.093 V/m; Power Drift = -0.03 dB; Maximum value of SAR (measured) = 0.124 W/kg; Peak SAR (extrapolated) = 0.197 W/kg

SAR(1 g) = 0.039 W/kg; SAR(10 g) = 0.011 W/kg

Remarks: * Date tested: 2016/02/10; Tested by: Hiroshi Naka; Tested place: No.7 shielded room,
 * liquid depth: 146 mm; Position: distance of EUT to phantom: 0 mm (2 mm to liquid); ambient: 24.0 ± 1 deg.C. / 40 ± 10 %RH,
 * liquid temperature: 22.7(start)/22.7(end)/22.9(in check) deg.C.; * White cubic: zoom scan area, Red cubic: big=SAR(10g)/small=SAR(1g)

UL Japan, Inc.**Shonan EMC Lab.**

1-22-3 Megumigaoka, Hiratsuka-shi, Kanagawa-ken, 259-1220 JAPAN
 Telephone: +81 463 50 6400 / Facsimile: +81 463 50 6401

Appendix 2-2: Measurement data (cont'd)**Plot 2-29: (5GHz band, Body liquid) Antenna#1; Bottom, 11n(40HT)(MCS0), 5795 MHz**

EUT: Wireless LAN module (in Flat panel sensor); Type: SX-PCEAN(FF-E) (flat panel: RIC 43G); Serial: 00809270C5E1 (flat panel: #001)

Mode: n40(MCS0, BPSK/OFDM) (UID 0, Frame Length in ms: 0; PAR: 0; PMF: 1); Frequency: 5795 MHz; Crest Factor: 1.0

Medium: MSL5800; Medium parameters used: $f = 5795$ MHz; $\sigma = 6.241$ S/m; $\epsilon_r = 46.60$; $\rho = 1000$ kg/m³

Measurement Standard: DASY5 (IEEE/IEC/ANSI C63.19-2007)

DASY Configuration: -Probe: EX3DV4 - SN3907; ConvF(4.06, 4.06, 4.06); Calibrated: 2015/04/23; -Electronics: DAE4 Sn626; Calibrated: 2015/09/15
-Sensor-Surface: 1.4mm (Mechanical Surface Detection (Locations From Previous Scan Used)), Sensor-Surface: 1.4mm (Mechanical Surface Detection), z = 1.0, 25.0
-Phantom: ELI v4.0; Type: QDOVA001BA; Serial: 1059; Phantom section: Flat Section -DASY52 52.8.8(1222); SEMCAD X 14.6.10(7331)

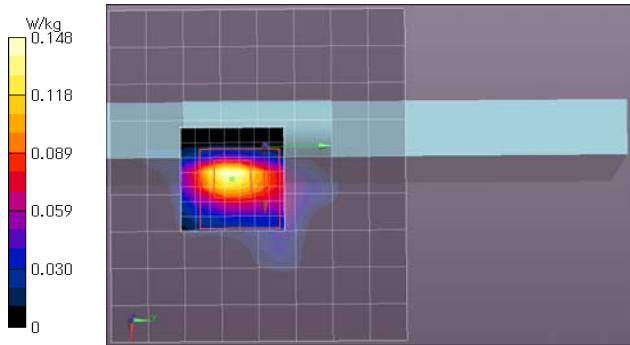
ant1,side-edge,touch(kdb248227)/5gb10ant1-w58-4;mode;b5795,n40(m0,ps13.5),ant1-edge&touch(d0)

Area:90x80,10 (10x9x1): Measurement grid: dx=10mm, dy=10mm; Maximum value of SAR (measured) = 0.0923 W/kg

Area:90x80,10 (91x81x1): Interpolated grid: dx=1.000 mm, dy=1.000 mm; Maximum value of SAR (interpolated) = 0.120 W/kg

Zoom:28x28x24,xy4-z1.4(ratio) (8x8x7)/Cube 0: Measurement grid: dx=4mm, dy=4mm, dz=1.4mm;

Reference Value = 5.413 V/m; Power Drift = 0.18 dB; Maximum value of SAR (measured) = 0.148 W/kg; Peak SAR (extrapolated) = 0.259 W/kg

SAR(1 g) = 0.046 W/kg; SAR(10 g) = 0.012 W/kg

Remarks: * Date tested: 2016/02/10; Tested by: Hiroshi Naka; Tested place: No.7 shielded room,
 * liquid depth: 146 mm; Position: distance of EUT to phantom: 0 mm (2 mm to liquid); ambient: 24.0 ± 1 deg.C. / 40 ± 10 %RH,
 * liquid temperature: 22.7(start)22.6(end)22.9(in check) deg.C.; * White cubic: zoom scan area, Red cubic: big=SAR(10g)/small=SAR(1g)

Appendix 2-2: Measurement data (cont'd)

Plot 3-3: (2.4GHz band, Head liquid) Antenna#0; Front (Patient) side & touch, 11g (6Mbps), 2417 MHz

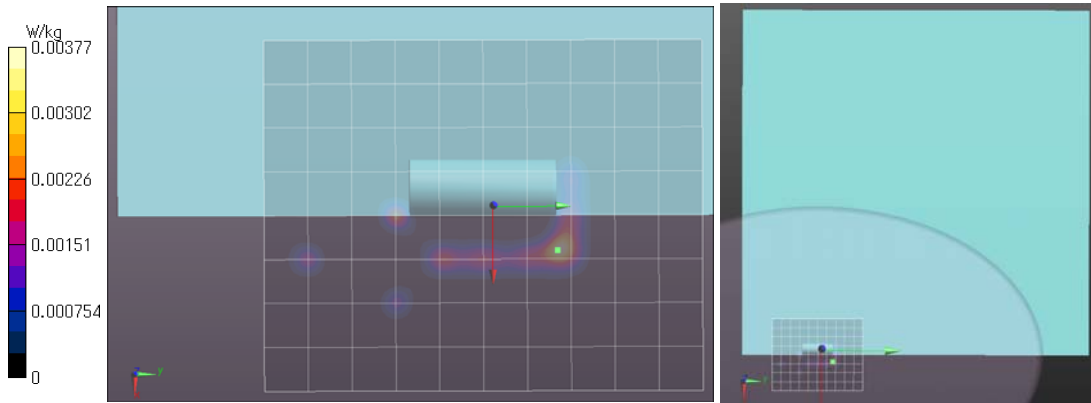
EUT: Wireless LAN module (in Flat panel sensor); Type: SX-PCEAN(FF-E) (flat panel: RIC 43G); Serial: 00809270C5E1 (flat panel: #001)
Mode: 11g(6Mbps, BPSK/OFDM) (UID 0, Frame Length in ms: 0; PAR: 0; PMF: 1); Frequency: 2417 MHz; Crest Factor: 1.0
Medium: HSL2450; Medium parameters used: f = 2417 MHz; $\sigma = 1.817$ S/m; $\epsilon_r = 38.10$; $\rho = 1000$ kg/m³
 Measurement Standard: DASY5 (IEEE/IEC/ANSI C63.19-2007)

DASY Configuration: -Probe: EX3DV4 - SN3907; ConvF(7, 7, 7); Calibrated: 2015/04/23; -DASY52 52.8.8(1222); SEMCAD X 14.6.10(7331)
 -Sensor-Surface: 2mm (Mechanical Surface Detection), z = 1.0 -Electronics: DAE4 Sn626; Calibrated: 2015/09/15
 -Phantom: ELI v4.0; Type: QDOVA001BA; Serial: 1059; Phantom section: Flat Section

ant0,portable(body-touch)(kdb248227)24h11-0-6;h2417,11g(6m,ps18),front-flat(patient)&touch(d0)

Area Scan:96x120,12 (9x11x1): Measurement grid: dx=12mm, dy=12mm; Maximum value of SAR (measured) = 0.00250 W/kg

Area Scan:96x120,12 (81x101x1): Interpolated grid: dx=1.200 mm, dy=1.200 mm; Maximum value of SAR (interpolated) = 0.00377 W/kg



Remarks: * Date tested: 2016/02/23; Tested by: Hiroshi Naka; Tested place: No.7 shielded room,
 * liquid depth: 151 mm; Position: distance of EUT to phantom: 0 mm (2 mm to liquid); ambient: 24.0 ± 1 deg.C. / 40 ± 10 %RH,
 * liquid temperature: 23.7(start)/23.8(end)/23.8(in check) deg.C.; * White cubic: zoom scan area, Red cubic: big=SAR(10g)/small=SAR(1g)

Plot 3-4: (2.4GHz band, Head liquid) Antenna#1; Front (Patient) side & touch, 11g (6Mbps), 2417 MHz

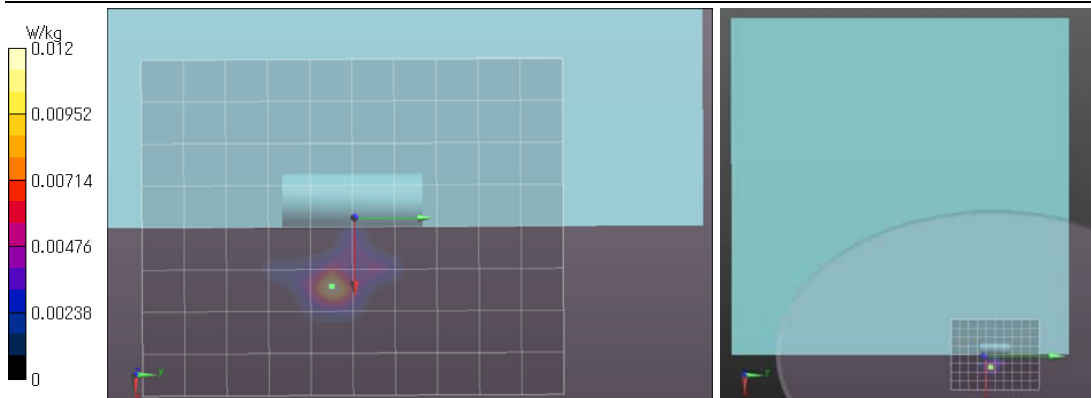
EUT: Wireless LAN module (in Flat panel sensor); Type: SX-PCEAN(FF-E) (flat panel: RIC 43G); Serial: 00809270C5E1 (flat panel: #001)
Mode: 11g(6Mbps, BPSK/OFDM) (UID 0, Frame Length in ms: 0; PAR: 0; PMF: 1); Frequency: 2417 MHz; Crest Factor: 1.0
Medium: HSL2450; Medium parameters used: f = 2417 MHz; $\sigma = 1.817$ S/m; $\epsilon_r = 38.10$; $\rho = 1000$ kg/m³
 Measurement Standard: DASY5 (IEEE/IEC/ANSI C63.19-2007)

DASY Configuration: -Probe: EX3DV4 - SN3907; ConvF(7, 7, 7); Calibrated: 2015/04/23; -DASY52 52.8.8(1222); SEMCAD X 14.6.10(7331)
 -Sensor-Surface: 2mm (Mechanical Surface Detection), z = 1.0 -Electronics: DAE4 Sn626; Calibrated: 2015/09/15
 -Phantom: ELI v4.0; Type: QDOVA001BA; Serial: 1059; Phantom section: Flat Section

ant1,portable(body-touch)(kdb248227)24h12-1-6;h2417,11g(6m,ps17),front-flat(patient)&touch(d0)

Area Scan:96x120,12 (9x11x1): Measurement grid: dx=12mm, dy=12mm; Maximum value of SAR (measured) = 0.00352 W/kg

Area Scan:96x120,12 (81x101x1): Interpolated grid: dx=1.200 mm, dy=1.200 mm; Maximum value of SAR (interpolated) = 0.0119 W/kg



Remarks: * Date tested: 2016/02/23; Tested by: Hiroshi Naka; Tested place: No.7 shielded room,
 * liquid depth: 151 mm; Position: distance of EUT to phantom: 0 mm (2 mm to liquid); ambient: 24.0 ± 1 deg.C. / 40 ± 10 %RH,
 * liquid temperature: 23.8(start)/23.8(end)/23.8(in check) deg.C.; * White cubic: zoom scan area, Red cubic: big=SAR(10g)/small=SAR(1g)

Appendix 2-2: Measurement data (cont'd)**Plot 3-5: (2.4GHz band, Head liquid) Antenna#0; Side-ant#0 & touch, 11g (6Mbps), 2437 MHz****EUT: Wireless LAN module (in Flat panel sensor); Type: SX-PCEAN(FF-E) (flat panel: RIC 43G); Serial: 00809270C5E1 (flat panel: #001)****Mode: 11g(6Mbps, BPSK/OFDM) (UID 0, Frame Length in ms: 0; PAR: 0; PMF: 1); Frequency: 2437 MHz; Crest Factor: 1.0****Medium: HSL2450; Medium parameters used: f = 2437 MHz; $\sigma = 1.843$ S/m; $\epsilon_r = 38.01$; $\rho = 1000$ kg/m³**

Measurement Standard: DASY5 (IEEE/IEC/ANSI C63.19-2007)

DASY Configuration: -Probe: EX3DV4 - SN3907; ConvF(7, 7, 7); Calibrated: 2015/04/23;

-Electronics: DAE4 Sn626; Calibrated: 2015/09/15

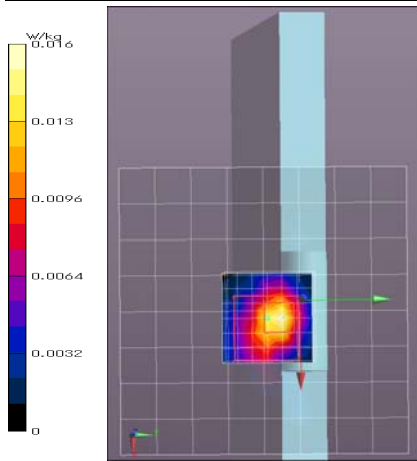
-Sensor-Surface: 2mm (Mechanical Surface Detection (Locations From Previous Scan Used)), Sensor-Surface: 2mm (Mechanical Surface Detection), z = 1.0, 31.0

-Phantom: ELI v4.0; Type: QDOVA001BA; Serial: 1059; Phantom section: Flat Section

-DASY52 52.8.8(1222); SEMCAD X 14.6.10(7331)

ant0,portable(body-touch)(kdb248227)24h7-0-2;ch:h2437,11g(6m,ps17),ant0-side&touch(d0)**Area Scan:96x96,12 (9x9x1):** Measurement grid: dx=12mm, dy=12mm; Maximum value of SAR (measured)=0.0103 W/kg**Area Scan:96x96,12 (81x81x1):** Interpolated grid: dx=1.200 mm, dy=1.200 mm; Maximum value of SAR (interpolated)=0.0138 W/kg**Zoom:30x30x30,5 (7x7x7)/Cube 0:** Measurement grid: dx=5mm, dy=5mm, dz=5mm;

Reference Value = 2.726 V/m; Power Drift = -0.12 dB; Maximum value of SAR (measured) = 0.0160 W/kg; Peak SAR (extrapolated) = 0.0510 W/kg

SAR(1 g) = 0.010 W/kg; SAR(10 g) = 0.00319 W/kg**Remarks:**

- *. Date tested: 2016/02/23; Tested by: Hiroshi Naka; Tested place: No.7 shielded room,
- *. liquid depth: 151 mm; Position: distance of EUT to phantom: 0 mm (2 mm to liquid);
- *. ambient: 24.0 ± 1 deg.C. / 40 ± 10 %RH,
- *. liquid temperature: 23.6(start)/23.6(end)/23.8(in check) deg.C.;
- *. White cubic: zoom scan area, Red cubic: big=SAR(10g)/small=SAR(1g)

Plot 3-6: (2.4GHz band, Head liquid) Antenna#0; Side-ant#0 & touch, 11g (6Mbps), 2462 MHz**EUT: Wireless LAN module (in Flat panel sensor); Type: SX-PCEAN(FF-E) (flat panel: RIC 43G); Serial: 00809270C5E1 (flat panel: #001)****Mode: 11g(6Mbps, BPSK/OFDM) (UID 0, Frame Length in ms: 0; PAR: 0; PMF: 1); Frequency: 2462 MHz; Crest Factor: 1.0****Medium: HSL2450; Medium parameters used: f = 2462 MHz; $\sigma = 1.877$ S/m; $\epsilon_r = 37.96$; $\rho = 1000$ kg/m³**

Measurement Standard: DASY5 (IEEE/IEC/ANSI C63.19-2007)

DASY Configuration: -Probe: EX3DV4 - SN3907; ConvF(7, 7, 7); Calibrated: 2015/04/23;

-Electronics: DAE4 Sn626; Calibrated: 2015/09/15

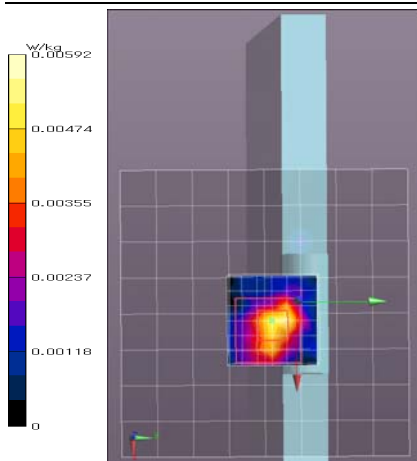
-Sensor-Surface: 2mm (Mechanical Surface Detection (Locations From Previous Scan Used)), Sensor-Surface: 2mm (Mechanical Surface Detection), z = 1.0, 31.0

-Phantom: ELI v4.0; Type: QDOVA001BA; Serial: 1059; Phantom section: Flat Section

-DASY52 52.8.8(1222); SEMCAD X 14.6.10(7331)

ant0,portable(body-touch)(kdb248227)24h8-0-3;ch:h2462,11g(6m,ps17),ant0-side&touch(d0)**Area Scan:96x96,12 (9x9x1):** Measurement grid: dx=12mm, dy=12mm; Maximum value of SAR (measured)=0.00369 W/kg**Area Scan:96x96,12 (81x81x1):** Interpolated grid: dx=1.200 mm, dy=1.200 mm; Maximum value of SAR (interpolated)=0.00495 W/kg**Zoom:30x30x30,5 (7x7x7)/Cube 0:** Measurement grid: dx=5mm, dy=5mm, dz=5mm;

Reference Value = 1.653 V/m; Power Drift = -0.08 dB; Maximum value of SAR (measured) = 0.00592 W/kg; Peak SAR (extrapolated) = 0.0110 W/kg

SAR(1 g) = 0.00267 W/kg; SAR(10 g) = 0.000675 W/kg**Remarks:**

- *. Date tested: 2016/02/23; Tested by: Hiroshi Naka; Tested place: No.7 shielded room,
- *. liquid depth: 151 mm; Position: distance of EUT to phantom: 0 mm (2 mm to liquid);
- *. ambient: 24.0 ± 1 deg.C. / 40 ± 10 %RH,
- *. liquid temperature: 23.6(start)/23.6(end)/23.8(in check) deg.C.;
- *. White cubic: zoom scan area, Red cubic: big=SAR(10g)/small=SAR(1g)

UL Japan, Inc.**Shonan EMC Lab.**

1-22-3 Megumigaoka, Hiratsuka-shi, Kanagawa-ken, 259-1220 JAPAN

Telephone: +81 463 50 6400 / Facsimile: +81 463 50 6401

Appendix 2-2: Measurement data (cont'd)**Plot 3-7: (2.4GHz band, Head liquid) Antenna#0; Side-ant#0 & touch, 11b (1Mbps), 2412 MHz****EUT: Wireless LAN module (in Flat panel sensor); Type: SX-PCEAN(FF-E) (flat panel: RIC 43G); Serial: 00809270C5E1 (flat panel: #001)****Mode: 11b(1Mbps, DBPSK/DSSS) (UID 0, Frame Length in ms: 0; PAR: 0; PMF: 1); Frequency: 2412 MHz; Crest Factor: 1.0****Medium: HSL2450; Medium parameters used: f = 2412 MHz; $\sigma = 1.808$ S/m; $\epsilon_r = 38.13$; $\rho = 1000$ kg/m³**

Measurement Standard: DASY5 (IEEE/IEC/ANSI C63.19-2007)

DASY Configuration: -Probe: EX3DV4 - SN3907; ConvF(7, 7, 7); Calibrated: 2015/04/23;

-Electronics: DAE4 Sn626; Calibrated: 2015/09/15

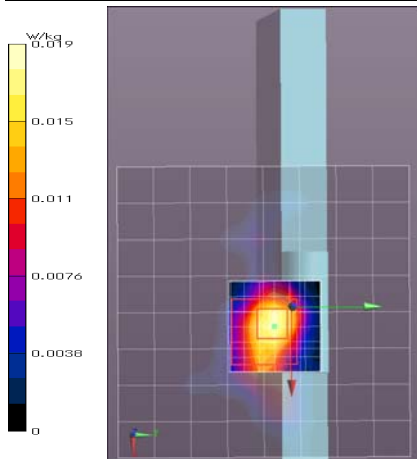
-Sensor-Surface: 2mm (Mechanical Surface Detection (Locations From Previous Scan Used)), Sensor-Surface: 2mm (Mechanical Surface Detection), z = 1.0, 31.0

-Phantom: ELI v4.0; Type: QDOVA001BA; Serial: 1059; Phantom section: Flat Section

-DASY52 52.8.8(1222); SEMCAD X 14.6.10(7331)

ant0,portable(body-touch)(kdb248227)/24h9-0-4;mode:h2412,11b(1m,ps15),ant0-side&touch(d0)**Area Scan:96x96,12 (9x9x1):** Measurement grid: dx=12mm, dy=12mm; Maximum value of SAR (measured)=0.0164 W/kg**Area Scan:96x96,12 (81x81x1):** Interpolated grid: dx=1.200 mm, dy=1.200 mm; Maximum value of SAR (interpolated)=0.0267 W/kg**Zoom:30x30x30,5 (7x7x7)/Cube 0:** Measurement grid: dx=5mm, dy=5mm, dz=5mm;

Reference Value = 3.432 V/m; Power Drift = -0.13 dB; Maximum value of SAR (measured) = 0.0190 W/kg; Peak SAR (extrapolated) = 0.0250 W/kg

SAR(1 g) = 0.012 W/kg; SAR(10 g) = 0.00464 W/kg**Remarks:**

- *. Date tested: 2016/02/23; Tested by: Hiroshi Naka; Tested place: No.7 shielded room,
- *. liquid depth: 151 mm; Position: distance of EUT to phantom: 0 mm (2 mm to liquid);
- *. ambient: 24.0 ± 1 deg.C. / 40 ± 10 %RH,
- *. liquid temperature: 23.6(start)/23.7(end)/23.8(in check) deg.C.;
- *. White cubic: zoom scan area, Red cubic: big=SAR(10g)/small=SAR(1g)

Plot 3-8: (2.4GHz band, Head liquid) Antenna#0; Side-ant#0 & touch, 11n(40HT((MCS0), 2427 MHz**EUT: Wireless LAN module (in Flat panel sensor); Type: SX-PCEAN(FF-E) (flat panel: RIC 43G); Serial: 00809270C5E1 (flat panel: #001)****Mode: n40(MCS0, BPSK/OFDM) (UID 0, Frame Length in ms: 0; PAR: 0; PMF: 1); Frequency: 2427 MHz; Crest Factor: 1.0****Medium: HSL2450; Medium parameters used: f = 2427 MHz; $\sigma = 1.834$ S/m; $\epsilon_r = 38.08$; $\rho = 1000$ kg/m³**

Measurement Standard: DASY5 (IEEE/IEC/ANSI C63.19-2007)

DASY Configuration: -Probe: EX3DV4 - SN3907; ConvF(7, 7, 7); Calibrated: 2015/04/23;

-Electronics: DAE4 Sn626; Calibrated: 2015/09/15

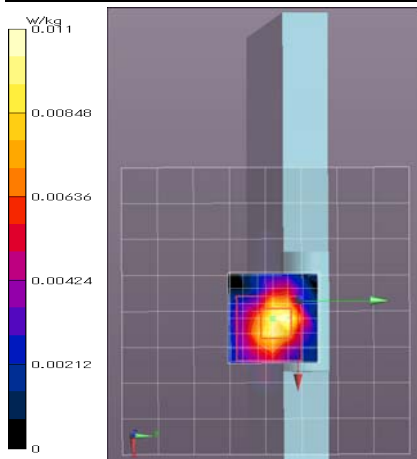
-Sensor-Surface: 2mm (Mechanical Surface Detection (Locations From Previous Scan Used)), Sensor-Surface: 2mm (Mechanical Surface Detection), z = 1.0, 31.0

-Phantom: ELI v4.0; Type: QDOVA001BA; Serial: 1059; Phantom section: Flat Section

-DASY52 52.8.8(1222); SEMCAD X 14.6.10(7331)

ant0,portable(body-touch)(kdb248227)/24h10-0-5;mode:h2427,n40(m0,ps13.5),ant0-side&touch(d0)**Area Scan:96x96,12 (9x9x1):** Measurement grid: dx=12mm, dy=12mm; Maximum value of SAR (measured)=0.00711 W/kg**Area Scan:96x96,12 (81x81x1):** Interpolated grid: dx=1.200 mm, dy=1.200 mm; Maximum value of SAR (interpolated)=0.00830 W/kg**Zoom:30x30x30,5 (7x7x7)/Cube 0:** Measurement grid: dx=5mm, dy=5mm, dz=5mm;

Reference Value = 2.339 V/m; Power Drift = 0.20 dB; Maximum value of SAR (measured) = 0.0106 W/kg; Peak SAR (extrapolated) = 0.0150 W/kg

SAR(1 g) = 0.00653 W/kg; SAR(10 g) = 0.002 W/kg**Remarks:**

- *. Date tested: 2016/02/23; Tested by: Hiroshi Naka; Tested place: No.7 shielded room,
- *. liquid depth: 151 mm; Position: distance of EUT to phantom: 0 mm (2 mm to liquid);
- *. ambient: 24.0 ± 1 deg.C. / 40 ± 10 %RH,
- *. liquid temperature: 23.7(start)/23.7(end)/23.8(in check) deg.C.;
- *. White cubic: zoom scan area, Red cubic: big=SAR(10g)/small=SAR(1g)

UL Japan, Inc.**Shonan EMC Lab.**

1-22-3 Megumigaoka, Hiratsuka-shi, Kanagawa-ken, 259-1220 JAPAN

Telephone: +81 463 50 6400 / Facsimile: +81 463 50 6401

Appendix 2-2: Measurement data (cont'd)**Plot 3-9: (2.4GHz band, Head liquid) Antenna#1; Bottom & touch, 11g (6Mbps), 2437 MHz****EUT: Wireless LAN module (in Flat panel sensor); Type: SX-PCEAN(FF-E) (flat panel: RIC 43G); Serial: 00809270C5E1 (flat panel: #001)****Mode: 11g(6Mbps, BPSK/OFDM) (UID 0, Frame Length in ms: 0; PAR: 0; PMF: 1); Frequency: 2437 MHz; Crest Factor: 1.0****Medium: HSL2450; Medium parameters used: f = 2437 MHz; $\sigma = 1.843$ S/m; $\epsilon_r = 38.01$; $\rho = 1000$ kg/m³**

Measurement Standard: DASYS5 (IEEE/IEC/ANSI C63.19-2007)

DASY Configuration: -Probe: EX3DV4 - SN3907; ConvF(7, 7, 7); Calibrated: 2015/04/23;

-Electronics: DAE4 Sn626; Calibrated: 2015/09/15

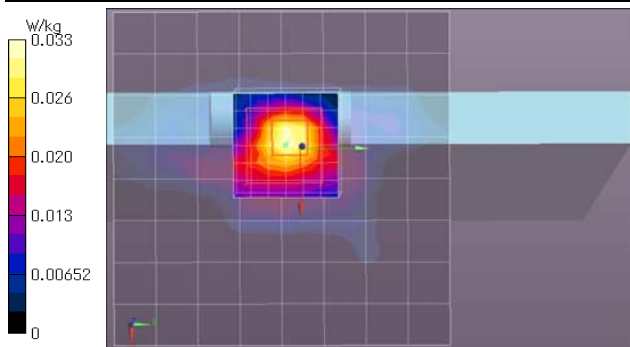
-Sensor-Surface: 2mm (Mechanical Surface Detection (Locations From Previous Scan Used)), Sensor-Surface: 2mm (Mechanical Surface Detection), z = 1.0, 31.0

-Phantom: ELI v4.0; Type: QDOVA001BA; Serial: 1059; Phantom section: Flat Section

-DASY52 52.8.8(1222); SEMCAD X 14.6.10(7331)

ant1,portable(body-touch)(kdb248227)/24h2-1-2;ch;h2437,11g(6m,ps17),ant1-side&touch(d0)**Area Scan:96x96,12 (9x9x1):** Measurement grid: dx=12mm, dy=12mm; Maximum value of SAR (measured) = 0.0330 W/kg**Area Scan:96x96,12 (81x81x1):** Interpolated grid: dx=1.200 mm, dy=1.200 mm; Maximum value of SAR (interpolated) = 0.0348 W/kg**Zoom:30x30x30,5 (7x7x7)/Cube 0:** Measurement grid: dx=5mm, dy=5mm, dz=5mm;

Reference Value = 4.216 V/m; Power Drift = 0.18 dB; Maximum value of SAR (measured) = 0.0326 W/kg; Peak SAR (extrapolated) = 0.0730 W/kg

SAR(1 g) = 0.021 W/kg; SAR(10 g) = 0.00851 W/kg

Remarks: * Date tested: 2016/02/23; Tested by: Hiroshi Naka; Tested place: No.7 shielded room,

* liquid depth: 151 mm; Position: distance of EUT to phantom: 0 mm (2 mm to liquid); ambient: 24.0 ± 1 deg.C. / 40 ± 10 %RH,

* liquid temperature: 23.3(start)/23.3(end)/23.8(in check) deg.C.; * White cubic: zoom scan area, Red cubic: big=SAR(10g)/small=SAR(1g)

Plot 3-10: (2.4GHz band, Head liquid) Antenna#1; Bottom & touch, 11g (6Mbps), 2462 MHz**EUT: Wireless LAN module (in Flat panel sensor); Type: SX-PCEAN(FF-E) (flat panel: RIC 43G); Serial: 00809270C5E1 (flat panel: #001)****Mode: 11g(6Mbps, BPSK/OFDM) (UID 0, Frame Length in ms: 0; PAR: 0; PMF: 1); Frequency: 2462 MHz; Crest Factor: 1.0****Medium: HSL2450; Medium parameters used: f = 2462 MHz; $\sigma = 1.877$ S/m; $\epsilon_r = 37.96$; $\rho = 1000$ kg/m³**

Measurement Standard: DASYS5 (IEEE/IEC/ANSI C63.19-2007)

DASY Configuration: -Probe: EX3DV4 - SN3907; ConvF(7, 7, 7); Calibrated: 2015/04/23;

-Electronics: DAE4 Sn626; Calibrated: 2015/09/15

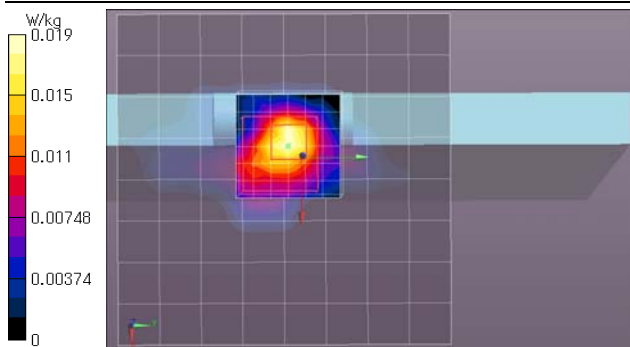
-Sensor-Surface: 2mm (Mechanical Surface Detection (Locations From Previous Scan Used)), Sensor-Surface: 2mm (Mechanical Surface Detection), z = 1.0, 31.0

-Phantom: ELI v4.0; Type: QDOVA001BA; Serial: 1059; Phantom section: Flat Section

-DASY52 52.8.8(1222); SEMCAD X 14.6.10(7331)

ant1,portable(body-touch)(kdb248227)/24h3-1-3;ch;h2462,11g(6m,ps16),ant1-side&touch(d0)**Area Scan:96x96,12 (9x9x1):** Measurement grid: dx=12mm, dy=12mm; Maximum value of SAR (measured) = 0.0202 W/kg**Area Scan:96x96,12 (81x81x1):** Interpolated grid: dx=1.200 mm, dy=1.200 mm; Maximum value of SAR (interpolated) = 0.0215 W/kg**Zoom:30x30x30,5 (7x7x7)/Cube 0:** Measurement grid: dx=5mm, dy=5mm, dz=5mm;

Reference Value = 3.241 V/m; Power Drift = 0.14 dB; Maximum value of SAR (measured) = 0.0187 W/kg; Peak SAR (extrapolated) = 0.0270 W/kg

SAR(1 g) = 0.012 W/kg; SAR(10 g) = 0.00428 W/kg

Remarks: * Date tested: 2016/02/23; Tested by: Hiroshi Naka; Tested place: No.7 shielded room,

* liquid depth: 151 mm; Position: distance of EUT to phantom: 0 mm (2 mm to liquid); ambient: 24.0 ± 1 deg.C. / 40 ± 10 %RH,

* liquid temperature: 23.3(start)/23.3(end)/23.8(in check) deg.C.; * White cubic: zoom scan area, Red cubic: big=SAR(10g)/small=SAR(1g)

UL Japan, Inc.**Shonan EMC Lab.**

1-22-3 Megumigaoka, Hiratsuka-shi, Kanagawa-ken, 259-1220 JAPAN

Telephone: +81 463 50 6400 / Facsimile: +81 463 50 6401

Appendix 2-2: Measurement data (cont'd)**Plot 3-11: (2.4GHz band, Head liquid) Antenna#1; Bottom & touch, 11b (1Mbps), 2412 MHz****EUT: Wireless LAN module (in Flat panel sensor); Type: SX-PCEAN(FF-E) (flat panel: RIC 43G); Serial: 00809270C5E1 (flat panel: #001)****Mode: 11b(1Mbps, DBPSK/DSSS) (UID 0, Frame Length in ms: 0; PAR: 0; PMF: 1); Frequency: 2412 MHz; Crest Factor: 1.0****Medium: HSL2450; Medium parameters used: $f = 2412$ MHz; $\sigma = 1.808$ S/m; $\epsilon_r = 38.13$; $\rho = 1000$ kg/m³**

Measurement Standard: DASYS5 (IEEE/IEC/ANSI C63.19-2007)

DASY Configuration: -Probe: EX3DV4 - SN3907; ConvF(7, 7, 7); Calibrated: 2015/04/23;

-Electronics: DAE4 Sn626; Calibrated: 2015/09/15

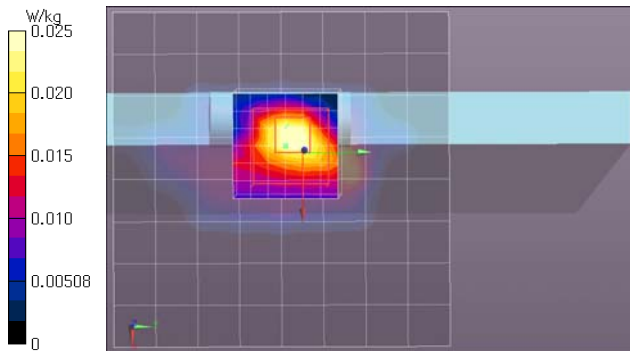
-Sensor-Surface: 2mm (Mechanical Surface Detection (Locations From Previous Scan Used)), Sensor-Surface: 2mm (Mechanical Surface Detection), z = 1.0, 31.0

-Phantom: ELI v4.0; Type: QDOVA001BA; Serial: 1059; Phantom section: Flat Section

-DASY52 52.8.8(1222); SEMCAD X 14.6.10(7331)

ant1,portable(body-touch)(kdb248227)/24h4-1-4;mode:h2412,11b(1m,psi5),ant1-side&touch(d0)**Area Scan:96x96,12 (9x9x1):** Measurement grid: dx=12mm, dy=12mm; Maximum value of SAR (measured)=0.0262 W/kg**Area Scan:96x96,12 (81x81x1):** Interpolated grid: dx=1.200 mm, dy=1.200 mm; Maximum value of SAR (interpolated)=0.0278 W/kg**Zoom:30x30x30,5 (7x7x7)/Cube 0:** Measurement grid: dx=5mm, dy=5mm, dz=5mm;

Reference Value = 3.821 V/m; Power Drift = -0.05 dB; Maximum value of SAR (measured)=0.0254 W/kg; Peak SAR (extrapolated)=0.0360 W/kg

SAR(1 g) = 0.017 W/kg; SAR(10 g) = 0.00682 W/kg

Remarks: * Date tested: 2016/02/23; Tested by: Hiroshi Naka; Tested place: No.7 shielded room,
 * liquid depth: 151 mm; Position: distance of EUT to phantom: 0 mm (2 mm to liquid); ambient: 24.0 ± 1 deg.C. / 40 ± 10 %RH,
 * liquid temperature: 23.3(start)/23.3(end)/23.8(in check) deg.C.; * White cubic: zoom scan area, Red cubic: big=SAR(10g)/small=SAR(1g)

Plot 3-12: (2.4GHz band, Head liquid) Antenna#1; Bottom & touch, 11n(40HT)(MCS0), 2427 MHz**EUT: Wireless LAN module (in Flat panel sensor); Type: SX-PCEAN(FF-E) (flat panel: RIC 43G); Serial: 00809270C5E1 (flat panel: #001)****Mode: n40(MCS0, BPSK/OFDM) (UID 0, Frame Length in ms: 0; PAR: 0; PMF: 1); Frequency: 2427 MHz; Crest Factor: 1.0****Medium: HSL2450; Medium parameters used: $f = 2427$ MHz; $\sigma = 1.834$ S/m; $\epsilon_r = 38.08$; $\rho = 1000$ kg/m³**

Measurement Standard: DASYS5 (IEEE/IEC/ANSI C63.19-2007)

DASY Configuration: -Probe: EX3DV4 - SN3907; ConvF(7, 7, 7); Calibrated: 2015/04/23;

-Electronics: DAE4 Sn626; Calibrated: 2015/09/15

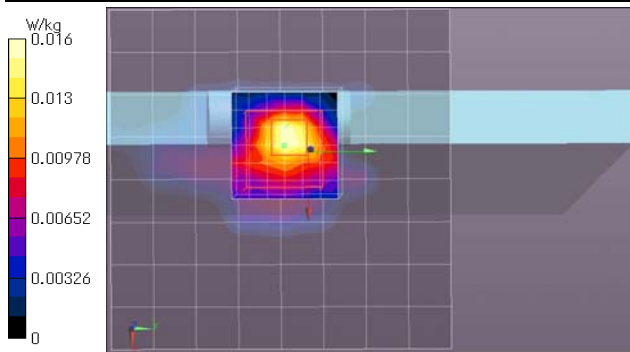
-Sensor-Surface: 2mm (Mechanical Surface Detection (Locations From Previous Scan Used)), Sensor-Surface: 2mm (Mechanical Surface Detection), z = 1.0, 31.0

-Phantom: ELI v4.0; Type: QDOVA001BA; Serial: 1059; Phantom section: Flat Section

-DASY52 52.8.8(1222); SEMCAD X 14.6.10(7331)

ant1,portable(body-touch)(kdb248227)/24h5-1-5;mode:h2427,n40(m0,psi3.5),ant1-side&touch(d0)**Area Scan:96x96,12 (9x9x1):** Measurement grid: dx=12mm, dy=12mm; Maximum value of SAR (measured)=0.0170 W/kg**Area Scan:96x96,12 (81x81x1):** Interpolated grid: dx=1.200 mm, dy=1.200 mm; Maximum value of SAR (interpolated)=0.0182 W/kg**Zoom:30x30x30,5 (7x7x7)/Cube 0:** Measurement grid: dx=5mm, dy=5mm, dz=5mm;

Reference Value = 3.042 V/m; Power Drift = -0.16 dB; Maximum value of SAR (measured)=0.0163 W/kg; Peak SAR (extrapolated)=0.0240 W/kg

SAR(1 g) = 0.010 W/kg; SAR(10 g) = 0.00362 W/kg

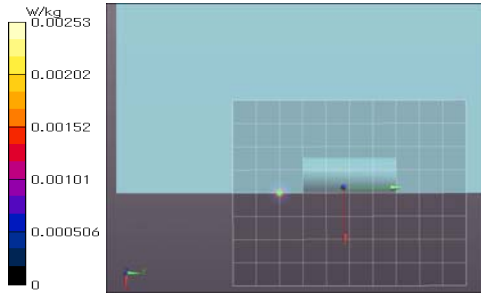
Remarks: * Date tested: 2016/02/23; Tested by: Hiroshi Naka; Tested place: No.7 shielded room,
 * liquid depth: 151 mm; Position: distance of EUT to phantom: 0 mm (2 mm to liquid); ambient: 24.0 ± 1 deg.C. / 40 ± 10 %RH,
 * liquid temperature: 23.3(start)/23.4(end)/23.8(in check) deg.C.; * White cubic: zoom scan area, Red cubic: big=SAR(10g)/small=SAR(1g)

Appendix 2-2: Measurement data (cont'd)**Plot 4-3: (5GHz band, Head liquid) Antenna#0; Front (Patient) side, 11a (6Mbps), 5300 MHz****EUT: Wireless LAN module (in Flat panel sensor); Type: SX-PCEAN(FF-E) (flat panel: RIC 43G); Serial: 00809270C5E1 (flat panel: #001)****Mode: 11a(6Mbps, BPSK/OFDM) (UID 0, Frame Length in ms: 0; PAR: 0; PMF: 1); Frequency: 5300 MHz; Crest Factor: 1.0****Medium: HSL5GHz; Medium parameters used: $f = 5300$ MHz; $\sigma = 4.595$ S/m; $\epsilon_r = 35.42$; $\rho = 1000$ kg/m³**

Measurement Standard: DASYS (IEEE/IEC/ANSI C63.19-2007)

DASY Configuration: -Probe: EX3DV4 - SN3907; ConvF(5.04, 5.04, 5.04); Calibrated: 2015/04/23; -DASY52 52.8.8(1222); SEMCAD X 14.6.10(7331)-Sensor-Surface: 1.4mm (Mechanical Surface Detection (Locations From Previous Scan Used)), $z = 1.0$ -Electronics: DAE4 Sn626; Calibrated: 2015/09/15

-Phantom: ELI v4.0; Type: QDOVA001BA; Serial: 1059; Phantom section: Flat Section

front(patient)-touch(kdb248227)/ant0;5gh23ant0-w53-frt1;h5300,11a(6m,ps16.5),frt&touch(d0)**Area:80x100,10 (9x11x1):** Measurement grid: dx=10mm, dy=10mm; Maximum value of SAR (measured) = 0.00523 W/kg**Area:80x100,10 (81x101x1):** Interpolated grid: dx=1.000 mm, dy=1.000 mm; Maximum value of SAR (interpolated) = 0.00253 W/kg**Remarks:**

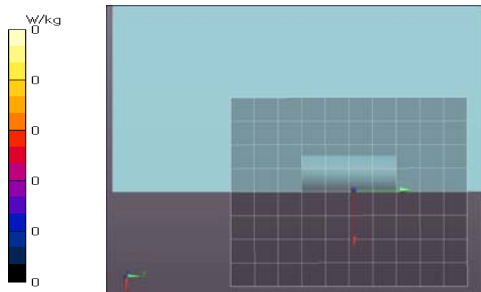
- * Date tested: 2016/02/16; Tested by: Hiroshi Naka,
- * Tested place: No.7 shielded room; * liquid depth: 146 mm,
- * Position: distance of EUT to phantom: 0 mm (2 mm to liquid),
- * ambient: 24.0 ± 1 deg.C. / 40 ± 10 %RH,
- * liquid temperature: 22.9(start)/22.9(end)/22.9(in check) deg.C.,
- * White cubic: zoom scan area, Red cubic: big=SAR(10g)/small=SAR(1g)

Plot 4-4: (5GHz band, Head liquid) Antenna#0; Front (Patient) side, 11a (6Mbps), 5580 MHz**EUT: Wireless LAN module (in Flat panel sensor); Type: SX-PCEAN(FF-E) (flat panel: RIC 43G); Serial: 00809270C5E1 (flat panel: #001)****Mode: 11a(6Mbps, BPSK/OFDM) (UID 0, Frame Length in ms: 0; PAR: 0; PMF: 1); Frequency: 5580 MHz; Crest Factor: 1.0****Medium: HSL5GHz; Medium parameters used: $f = 5580$ MHz; $\sigma = 4.861$ S/m; $\epsilon_r = 35.05$; $\rho = 1000$ kg/m³**

Measurement Standard: DASYS (IEEE/IEC/ANSI C63.19-2007)

DASY Configuration: -Probe: EX3DV4 - SN3907; ConvF(4.61, 4.61, 4.61); Calibrated: 2015/04/23; -DASY52 52.8.8(1222); SEMCAD X 14.6.10(7331)-Sensor-Surface: 1.4mm (Mechanical Surface Detection (Locations From Previous Scan Used)), $z = 1.0$ -Electronics: DAE4 Sn626; Calibrated: 2015/09/15

-Phantom: ELI v4.0; Type: QDOVA001BA; Serial: 1059; Phantom section: Flat Section

front(patient)-touch(kdb248227)/ant0;5gh22ant0-w56-frt1;h5580,11a(6m,ps16.5),frt&touch(d0)**Area:80x100,10 (9x11x1):** Measurement grid: dx=10mm, dy=10mm; Maximum value of SAR (measured) = 0.00571 W/kg**Area:80x100,10 (81x101x1):** Interpolated grid: dx=1.000 mm, dy=1.000 mm; Maximum value of SAR (interpolated) = 0 W/kg**Remarks:**

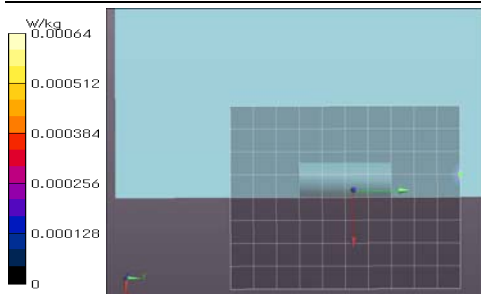
- * Date tested: 2016/02/15; Tested by: Hiroshi Naka,
- * Tested place: No.7 shielded room; * liquid depth: 146 mm,
- * Position: distance of EUT to phantom: 0 mm (2 mm to liquid),
- * ambient: 24.0 ± 1 deg.C. / 40 ± 10 %RH,
- * liquid temperature: 22.9(start)/22.9(end)/22.9(in check) deg.C.,
- * White cubic: zoom scan area, Red cubic: big=SAR(10g)/small=SAR(1g)

Plot 4-5: (5GHz band, Head liquid) Antenna#0; Front (Patient) side, 11a (6Mbps), 5825 MHz**EUT: Wireless LAN module (in Flat panel sensor); Type: SX-PCEAN(FF-E) (flat panel: RIC 43G); Serial: 00809270C5E1 (flat panel: #001)****Mode: 11a(6Mbps, BPSK/OFDM) (UID 0, Frame Length in ms: 0; PAR: 0; PMF: 1); Frequency: 5825 MHz; Crest Factor: 1.0****Medium: HSL5GHz; Medium parameters used: $f = 5825$ MHz; $\sigma = 5.16$ S/m; $\epsilon_r = 34.82$; $\rho = 1000$ kg/m³**

Measurement Standard: DASYS (IEEE/IEC/ANSI C63.19-2007)

DASY Configuration: -Probe: EX3DV4 - SN3907; ConvF(4.66, 4.66, 4.66); Calibrated: 2015/04/23; -DASY52 52.8.8(1222); SEMCAD X 14.6.10(7331)-Sensor-Surface: 1.4mm (Mechanical Surface Detection), $z = 1.0$ -Electronics: DAE4 Sn626; Calibrated: 2015/09/15

-Phantom: ELI v4.0; Type: QDOVA001BA; Serial: 1059; Phantom section: Flat Section

front(patient)-touch(kdb248227)/ant0;5gh21ant0-w58-frt1;h5825,11a(6m,ps17),frt&touch(d0)**Area:80x100,10 (9x11x1):** Measurement grid: dx=10mm, dy=10mm; Maximum value of SAR (measured) = 0.00745 W/kg**Area:80x100,10 (81x101x1):** Interpolated grid: dx=1.000 mm, dy=1.000 mm; Maximum value of SAR (interpolated) = 0.000640 W/kg**Remarks:**

- * Date tested: 2016/02/15; Tested by: Hiroshi Naka,
- * Tested place: No.7 shielded room; * liquid depth: 146 mm,
- * Position: distance of EUT to phantom: 0 mm (2 mm to liquid),
- * ambient: 24.0 ± 1 deg.C. / 40 ± 10 %RH,
- * liquid temperature: 22.9(start)/22.9(end)/22.9(in check) deg.C.,
- * White cubic: zoom scan area, Red cubic: big=SAR(10g)/small=SAR(1g)

UL Japan, Inc.**Shonan EMC Lab.**

1-22-3 Megumigaoka, Hiratsuka-shi, Kanagawa-ken, 259-1220 JAPAN

Telephone: +81 463 50 6400 / Facsimile: +81 463 50 6401

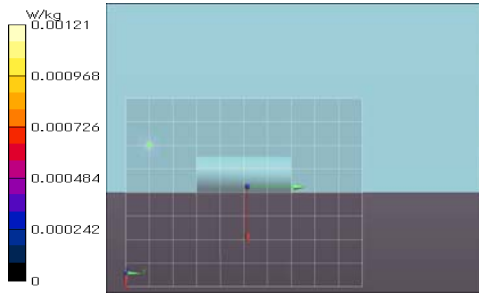
Appendix 2-2: Measurement data (cont'd)**Plot 4-6: (5GHz band, Head liquid) Antenna#1; Front (Patient) side, 11a (6Mbps), 5300 MHz****EUT: Wireless LAN module (in Flat panel sensor); Type: SX-PCEAN(FF-E) (flat panel: RIC 43G); Serial: 00809270C5E1 (flat panel: #001)****Mode: 11a(6Mbps, BPSK/OFDM) (UID 0, Frame Length in ms: 0; PAR: 0; PMF: 1); Frequency: 5300 MHz; Crest Factor: 1.0****Medium: HSL5GHz; Medium parameters used: f= 5300 MHz; $\sigma = 4.595$ S/m; $\epsilon_r = 35.42$; $\rho = 1000$ kg/m³**

Measurement Standard: DASYS (IEEE/IEC/ANSI C63.19-2007)

DASY Configuration: -Probe: EX3DV4 - SN3907; ConvF(5.04, 5.04, 5.04); Calibrated: 2015/04/23; -DASY52 52.8.8(1222); SEMCAD X 14.6.10(7331)

-Sensor-Surface: 1.4mm (Mechanical Surface Detection (Locations From Previous Scan Used)), z= 1.0 -Electronics: DAE4 Sn626; Calibrated: 2015/09/15

-Phantom: ELI v4.0; Type: QDOVA001BA; Serial: 1059; Phantom section: Flat Section

front(patient)-touch(kdb248227)/ant1;5gh26ant1-w53-frm1;h5300,11a(6m,ps17),frt&touch(d0)**Area:80x100,10 (9x11x1):** Measurement grid: dx=10mm, dy=10mm; Maximum value of SAR (measured)= 0.00575 W/kg**Area:80x100,10 (81x101x1):** Interpolated grid: dx=1.000 mm, dy=1.000 mm; Maximum value of SAR (interpolated)= 0.00121 W/kg**Remarks:**

- *. Date tested: 2016/02/16; Tested by: Hiroshi Naka,
- *. Tested place: No.7 shielded room; *. liquid depth: 146 mm,
- *. Position: distance of EUT to phantom: 0 mm (2 mm to liquid),
- *. ambient: 24.0 ± 1 deg.C. / 40 ± 10 %RH,
- *. liquid temperature: 22.9(start)/22.9(end)/22.9(in check) deg.C.,
- *. White cubic: zoom scan area, Red cubic: big=SAR(10g)/small=SAR(1g)

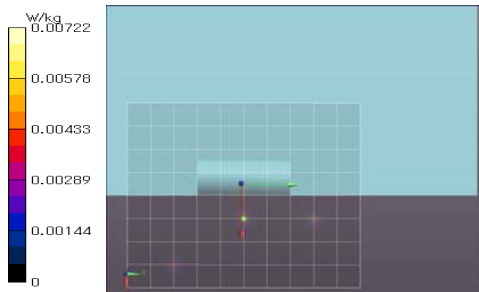
Plot 4-7: (5GHz band, Head liquid) Antenna#1; Front (Patient) side, 11a (6Mbps), 5580 MHz**EUT: Wireless LAN module (in Flat panel sensor); Type: SX-PCEAN(FF-E) (flat panel: RIC 43G); Serial: 00809270C5E1 (flat panel: #001)****Mode: 11a(6Mbps, BPSK/OFDM) (UID 0, Frame Length in ms: 0; PAR: 0; PMF: 1); Frequency: 5580 MHz; Crest Factor: 1.0****Medium: HSL5GHz; Medium parameters used: f= 5580 MHz; $\sigma = 4.861$ S/m; $\epsilon_r = 35.05$; $\rho = 1000$ kg/m³**

Measurement Standard: DASYS (IEEE/IEC/ANSI C63.19-2007)

DASY Configuration: -Probe: EX3DV4 - SN3907; ConvF(4.61, 4.61, 4.61); Calibrated: 2015/04/23; -DASY52 52.8.8(1222); SEMCAD X 14.6.10(7331)

-Sensor-Surface: 1.4mm (Mechanical Surface Detection (Locations From Previous Scan Used)), z= 1.0 -Electronics: DAE4 Sn626; Calibrated: 2015/09/15

-Phantom: ELI v4.0; Type: QDOVA001BA; Serial: 1059; Phantom section: Flat Section

front(patient)-touch(kdb248227)/ant1;5gh25ant1-w56-frm1;h5580,11a(6m,ps17),frt&touch(d0)**Area:80x100,10 (9x11x1):** Measurement grid: dx=10mm, dy=10mm; Maximum value of SAR (measured)= 0.00752 W/kg**Area:80x100,10 (81x101x1):** Interpolated grid: dx=1.000 mm, dy=1.000 mm; Maximum value of SAR (interpolated)= 0.00722 W/kg**Remarks:**

- *. Date tested: 2016/02/15; Tested by: Hiroshi Naka,
- *. Tested place: No.7 shielded room; *. liquid depth: 146 mm,
- *. Position: distance of EUT to phantom: 0 mm (2 mm to liquid),
- *. ambient: 24.0 ± 1 deg.C. / 40 ± 10 %RH,
- *. liquid temperature: 22.9(start)/22.9(end)/22.9(in check) deg.C.,
- *. White cubic: zoom scan area, Red cubic: big=SAR(10g)/small=SAR(1g)


Plot 4-8: (5GHz band, Head liquid) Antenna#1; Front (Patient) side, 11a (6Mbps), 5825 MHz**EUT: Wireless LAN module (in Flat panel sensor); Type: SX-PCEAN(FF-E) (flat panel: RIC 43G); Serial: 00809270C5E1 (flat panel: #001)****Mode: 11a(6Mbps, BPSK/OFDM) (UID 0, Frame Length in ms: 0; PAR: 0; PMF: 1); Frequency: 5825 MHz; Crest Factor: 1.0****Medium: HSL5GHz; Medium parameters used: f= 5825 MHz; $\sigma = 5.16$ S/m; $\epsilon_r = 34.82$; $\rho = 1000$ kg/m³**

Measurement Standard: DASYS (IEEE/IEC/ANSI C63.19-2007)

DASY Configuration: -Probe: EX3DV4 - SN3907; ConvF(4.66, 4.66, 4.66); Calibrated: 2015/04/23; -DASY52 52.8.8(1222); SEMCAD X 14.6.10(7331)

-Sensor-Surface: 1.4mm (Mechanical Surface Detection (Locations From Previous Scan Used)), z= 1.0 -Electronics: DAE4 Sn626; Calibrated: 2015/09/15

-Phantom: ELI v4.0; Type: QDOVA001BA; Serial: 1059; Phantom section: Flat Section

front(patient)-touch(kdb248227)/ant1;5gh24ant1-w58-frm1;h5825,11a(6m,ps17),frt&touch(d0)**Area:80x100,10 (9x11x1):** Measurement grid: dx=10mm, dy=10mm; Maximum value of SAR (measured)= 0.0118 W/kg**Area:80x100,10 (81x101x1):** Interpolated grid: dx=1.000 mm, dy=1.000 mm; Maximum value of SAR (interpolated)= 0.00941 W/kg**Remarks:**

- *. Date tested: 2016/02/15; Tested by: Hiroshi Naka,
- *. Tested place: No.7 shielded room; *. liquid depth: 146 mm,
- *. Position: distance of EUT to phantom: 0 mm (2 mm to liquid),
- *. ambient: 24.0 ± 1 deg.C. / 40 ± 10 %RH,
- *. liquid temperature: 22.9(start)/22.9(end)/22.9(in check) deg.C.,
- *. White cubic: zoom scan area, Red cubic: big=SAR(10g)/small=SAR(1g)

UL Japan, Inc.**Shonan EMC Lab.**

1-22-3 Megumigaoka, Hiratsuka-shi, Kanagawa-ken, 259-1220 JAPAN

Telephone: +81 463 50 6400 / Facsimile: +81 463 50 6401

Appendix 2-2: Measurement data (cont'd)**Plot 4-9: (5GHz band, Head liquid) Antenna#0; Side-ant#0, 11a (6Mbps), 5260 MHz****EUT: Wireless LAN module (in Flat panel sensor); Type: SX-PCEAN(FF-E) (flat panel: RIC 43G); Serial: 00809270C5E1 (flat panel: #001)****Mode: 11a(6Mbps, BPSK/OFDM) (UID 0, Frame Length in ms: 0; PAR: 0; PMF: 1); Frequency: 5260 MHz; Crest Factor: 1.0****Medium: HSL5GHz; Medium parameters used: f = 5260 MHz; $\sigma = 4.549$ S/m; $\epsilon_r = 35.508$; $\rho = 1000$ kg/m³**

Measurement Standard: DASY5 (IEEE/IEC/ANSI C63.19-2007)

DASY Configuration: -Probe: EX3DV4 - SN3907; ConvF(5.04, 5.04, 5.04); Calibrated: 2015/04/23; -Electronics: DAE4 Sn626; Calibrated: 2015/09/15

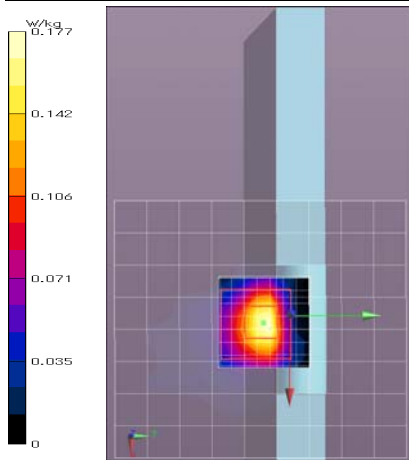
-Sensor-Surface: 1.4mm (Mechanical Surface Detection (Locations From Previous Scan Used)), 1.4mm (Mechanical Surface Detection), z = 1.0, 25.0, 156.0

-Phantom: ELI v4.0; Type: QDOVA001BA; Serial: 1059; Phantom section: Flat Section

-DASY52 52.8.8(1222); SEMCAD X 14.6.10(7331)

ant0,side-edge2,touch(kdb248227)/5gh19ant0-w53-2;ch;h5260,11a(6m,ps15),ant0-edge&touch(d0)**Area:80x90,10 (9x10x1):** Measurement grid: dx=10mm, dy=10mm; Maximum value of SAR (measured) = 0.137 W/kg**Area:80x90,10 (81x91x1):** Interpolated grid: dx=1.000 mm, dy=1.000 mm; Maximum value of SAR (interpolated) = 0.179 W/kg**Z Scan;155,5 (1x1x32):** Measurement grid: dx=20mm, dy=20mm, dz=5mm; Maximum value of SAR (measured) = 0.171 W/kg**Zoom:28x28x24,xy4-z1.4(ratio) (8x8x7)/Cube 0:** Measurement grid: dx=4mm, dy=4mm, dz=1.4mm;

Reference Value = 6.846 V/m; Power Drift = -0.08 dB; Maximum value of SAR (measured) = 0.177 W/kg; Peak SAR (extrapolated) = 0.260 W/kg

SAR(1 g) = 0.063 W/kg; SAR(10 g) = 0.018 W/kg**Remarks:**

- *. Date tested: 2016/02/16; Tested by: Hiroshi Naka,
- *. Tested place: No.7 shielded room; *. liquid depth: 146 mm,
- *. Position: distance of EUT to phantom: 0 mm (2 mm to liquid),
- *. ambient: 24.0 ± 1 deg.C. / 40 ± 10 %RH,
- *. liquid temperature: 23.0(start)/23.0(end)/22.9(in check) deg.C.,
- *. White cubic: zoom scan area, Red cubic: big=SAR(10g) /small=SAR(1g)

Plot 4-10: (5GHz band, Head liquid) Antenna#0; Side-ant#0, 11a (6Mbps), 5300 MHz**EUT: Wireless LAN module (in Flat panel sensor); Type: SX-PCEAN(FF-E) (flat panel: RIC 43G); Serial: 00809270C5E1 (flat panel: #001)****Mode: 11a(6Mbps, BPSK/OFDM) (UID 0, Frame Length in ms: 0; PAR: 0; PMF: 1); Frequency: 5300 MHz; Crest Factor: 1.0****Medium: HSL5GHz; Medium parameters used: f = 5300 MHz; $\sigma = 4.595$ S/m; $\epsilon_r = 35.42$; $\rho = 1000$ kg/m³**

Measurement Standard: DASY5 (IEEE/IEC/ANSI C63.19-2007)

DASY Configuration: -Probe: EX3DV4 - SN3907; ConvF(5.04, 5.04, 5.04); Calibrated: 2015/04/23; -DASY52 52.8.8(1222); SEMCAD X 14.6.10(7331)

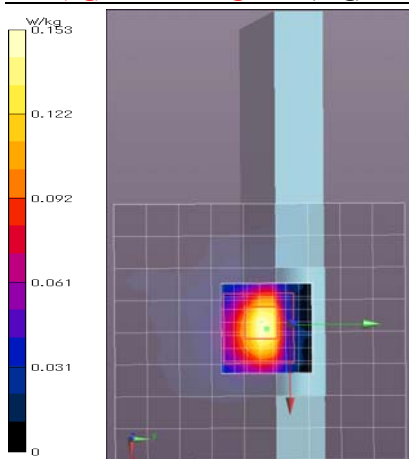
-Sensor-Surface: 1.4mm (Mechanical Surface Detection), z = 1.0, 25.0

-Electronics: DAE4 Sn626; Calibrated: 2015/09/15

-Phantom: ELI v4.0; Type: QDOVA001BA; Serial: 1059; Phantom section: Flat Section

ant0,side-edge2,touch(kdb248227)/5gh18ant0-w53-1;h5300,11a(6m,ps15),ant0-edge&touch(d0)**Area:80x90,10 (9x10x1):** Measurement grid: dx=10mm, dy=10mm; Maximum value of SAR (measured) = 0.127 W/kg**Area:80x90,10 (81x91x1):** Interpolated grid: dx=1.000 mm, dy=1.000 mm; Maximum value of SAR (interpolated) = 0.161 W/kg**Zoom:28x28x24,xy4-z1.4(ratio) (8x8x7)/Cube 0:** Measurement grid: dx=4mm, dy=4mm, dz=1.4mm;

Reference Value = 6.400 V/m; Power Drift = -0.03 dB; Maximum value of SAR (measured) = 0.153 W/kg; Peak SAR (extrapolated) = 0.232 W/kg

SAR(1 g) = 0.061 W/kg; SAR(10 g) = 0.018 W/kg**Remarks:**

- *. Date tested: 2016/02/16; Tested by: Hiroshi Naka,
- *. Tested place: No.7 shielded room; *. liquid depth: 146 mm,
- *. Position: distance of EUT to phantom: 0 mm (2 mm to liquid),
- *. ambient: 24.0 ± 1 deg.C. / 40 ± 10 %RH,
- *. liquid temperature: 23.0(start)/23.0(end)/22.9(in check) deg.C.,
- *. White cubic: zoom scan area, Red cubic: big=SAR(10g) /small=SAR(1g)

UL Japan, Inc.**Shonan EMC Lab.**

1-22-3 Megumigaoka, Hiratsuka-shi, Kanagawa-ken, 259-1220 JAPAN

Telephone: +81 463 50 6400 / Facsimile: +81 463 50 6401

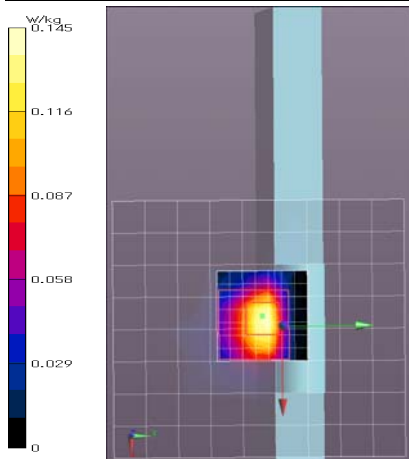
Appendix 2-2: Measurement data (cont'd)**Plot 4-11: (5GHz band, Head liquid) Antenna#0; Side-ant#0, 11a (6Mbps), 5320 MHz****EUT: Wireless LAN module (in Flat panel sensor); Type: SX-PCEAN(FF-E) (flat panel: RIC 43G); Serial: 00809270C5E1 (flat panel: #001)****Mode: 11a(6Mbps, BPSK/OFDM) (UID 0, Frame Length in ms: 0; PAR: 0; PMF: 1); Frequency: 5320 MHz; Crest Factor: 1.0****Medium: HSL5GHz; Medium parameters used: f = 5320 MHz; $\sigma = 4.622$ S/m; $\epsilon_r = 35.43$; $\rho = 1000$ kg/m³**

Measurement Standard: DASYS (IEEE/IEC/ANSI C63.19-2007)

DASY Configuration: -Probe: EX3DV4 - SN3907; ConvF(5.04, 5.04, 5.04); Calibrated: 2015/04/23; -Electronics: DAE4 Sn626; Calibrated: 2015/09/15
 -Sensor-Surface: 1.4mm (Mechanical Surface Detection (Locations From Previous Scan Used)), Sensor-Surface: 1.4mm (Mechanical Surface Detection), z = 1.0, 25.0
 -Phantom: ELI v4.0; Type: QDOVA001BA; Serial: 1059; Phantom section: Flat Section -DASY52 52.8.8(1222); SEMCAD X 14.6.10(7331)

ant0,side-edge2,touch(kdb248227)/5gh20ant0-w53-3;ch;h5320,11a(6m,ps15),ant0-edge&touch(d0)**Area:80x90,10 (9x10x1):** Measurement grid: dx=10mm, dy=10mm; Maximum value of SAR (measured)=0.115 W/kg**Area:80x90,10 (81x91x1):** Interpolated grid: dx=1.000 mm, dy=1.000 mm; Maximum value of SAR (interpolated)=0.166 W/kg**Zoom:28x28x24,xy4-z1.4(ratio) (8x8x7)/Cube 0:** Measurement grid: dx=4mm, dy=4mm, dz=1.4mm;

Reference Value = 6.063 V/m; Power Drift = -0.12 dB; Maximum value of SAR (measured) = 0.145 W/kg; Peak SAR (extrapolated) = 0.501 W/kg

SAR(1 g) = 0.058 W/kg; SAR(10 g) = 0.016 W/kg**Remarks:**

- * Date tested: 2016/02/16; Tested by: Hiroshi Naka,
- * Tested place: No.7 shielded room; * liquid depth: 146 mm,
- * Position: distance of EUT to phantom: 0 mm (2 mm to liquid),
- * ambient: 24.0 ± 1 deg.C. / 40 ± 10 %RH,
- * liquid temperature: 23.0(start)/23.0(end)/22.9(in check) deg.C.,
- * White cubic: zoom scan area, Red cubic: big=SAR(10g)/small=SAR(1g)

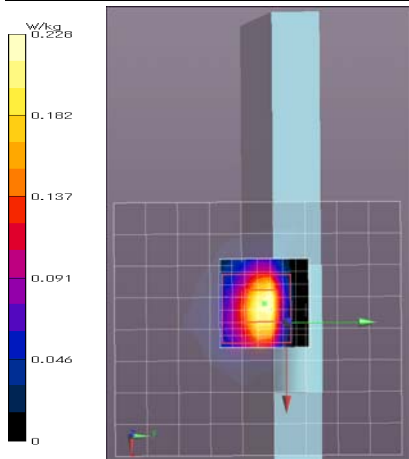
Plot 4-12: (5GHz band, Head liquid) Antenna#0; Side-ant#0, 11a (6Mbps), 5500 MHz**EUT: Wireless LAN module (in Flat panel sensor); Type: SX-PCEAN(FF-E) (flat panel: RIC 43G); Serial: 00809270C5E1 (flat panel: #001)****Mode: 11a(6Mbps, BPSK/OFDM) (UID 0, Frame Length in ms: 0; PAR: 0; PMF: 1); Frequency: 5500 MHz; Crest Factor: 1.0****Medium: HSL5GHz; Medium parameters used: f = 5500 MHz; $\sigma = 4.804$ S/m; $\epsilon_r = 35.2$; $\rho = 1000$ kg/m³**

Measurement Standard: DASYS (IEEE/IEC/ANSI C63.19-2007)

DASY Configuration: -Probe: EX3DV4 - SN3907; ConvF(4.61, 4.61, 4.61); Calibrated: 2015/04/23; -Electronics: DAE4 Sn626; Calibrated: 2015/09/15
 -Sensor-Surface: 1.4mm (Mechanical Surface Detection (Locations From Previous Scan Used)), Sensor-Surface: 1.4mm (Mechanical Surface Detection), z = 1.0, 25.0
 -Phantom: ELI v4.0; Type: QDOVA001BA; Serial: 1059; Phantom section: Flat Section -DASY52 52.8.8(1222); SEMCAD X 14.6.10(7331)

ant0,side-edge,touch(kdb248227)/5gh16ant0-w56-3;ch;h5500,11a(6m,ps16.5),ant0-edge&touch(d0)**Area:80x90,10 (9x10x1):** Measurement grid: dx=10mm, dy=10mm; Maximum value of SAR (measured)=0.195 W/kg**Area:80x90,10 (81x91x1):** Interpolated grid: dx=1.000 mm, dy=1.000 mm; Maximum value of SAR (interpolated)=0.361 W/kg**Zoom:28x28x24,xy4-z1.4(ratio) (8x8x7)/Cube 0:** Measurement grid: dx=4mm, dy=4mm, dz=1.4mm;

Reference Value = 7.633 V/m; Power Drift = -0.02 dB; Maximum value of SAR (measured) = 0.228 W/kg; Peak SAR (extrapolated) = 0.494 W/kg

SAR(1 g) = 0.093 W/kg; SAR(10 g) = 0.025 W/kg**Remarks:**

- * Date tested: 2016/02/15; Tested by: Hiroshi Naka,
- * Tested place: No.7 shielded room; * liquid depth: 146 mm,
- * Position: distance of EUT to phantom: 0 mm (2 mm to liquid),
- * ambient: 24.0 ± 1 deg.C. / 40 ± 10 %RH,
- * liquid temperature: 23.0(start)/23.0(end)/22.9(in check) deg.C.,
- * White cubic: zoom scan area, Red cubic: big=SAR(10g)/small=SAR(1g)

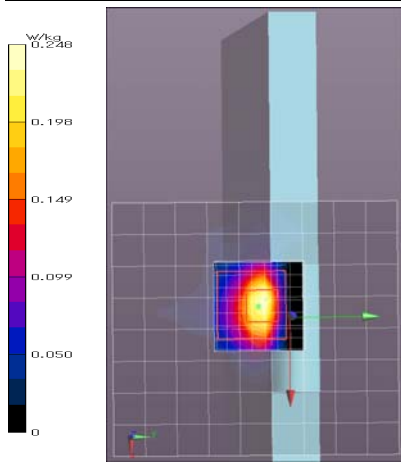
UL Japan, Inc.**Shonan EMC Lab.**1-22-3 Megumigaoka, Hiratsuka-shi, Kanagawa-ken, 259-1220 JAPAN
Telephone: +81 463 50 6400 / Facsimile: +81 463 50 6401

Appendix 2-2: Measurement data (cont'd)**Plot 4-13: (5GHz band, Head liquid) Antenna#0; Side-ant#0, 11a (6Mbps), 5580 MHz****EUT: Wireless LAN module (in Flat panel sensor); Type: SX-PCEAN(FF-E) (flat panel: RIC 43G); Serial: 00809270C5E1 (flat panel: #001)****Mode: 11a(6Mbps, BPSK/OFDM) (UID 0, Frame Length in ms: 0; PAR: 0; PMF: 1); Frequency: 5580 MHz; Crest Factor: 1.0****Medium: HSL5GHz; Medium parameters used: f = 5580 MHz; $\sigma = 4.861$ S/m; $\epsilon_r = 35.05$; $\rho = 1000$ kg/m³**

Measurement Standard: DASYS (IEEE/IEC/ANSI C63.19-2007)

DASY Configuration: -Probe: EX3DV4 - SN3907; ConvF(4.61, 4.61, 4.61); Calibrated: 2015/04/23; -DASY52 52.8.8(1222); SEMCAD X 14.6.10(7331)
-Sensor-Surface: 1.4mm (Mechanical Surface Detection), z = 1.0, 25.0 -Electronics: DAE4 Sn626; Calibrated: 2015/09/15
-Phantom: ELI v4.0; Type: QDOVA001BA; Serial: 1059; Phantom section: Flat Section**ant0,side-edge,touch(kdb248227)/5gh14ant0-w56-1;h5580,11a(6m,ps16.5),ant0-edge&touch(d0)****Area:80x90,10 (9x10x1):** Measurement grid: dx=10mm, dy=10mm; Maximum value of SAR (measured) = 0.205 W/kg**Area:80x90,10 (81x91x1):** Interpolated grid: dx=1.000 mm, dy=1.000 mm; Maximum value of SAR (interpolated) = 0.377 W/kg**Zoom:28x28x24,xy4-z1.4(ratio) (8x8x7)/Cube 0:** Measurement grid: dx=4mm, dy=4mm, dz=1.4mm;

Reference Value = 7.556 V/m; Power Drift = 0.09 dB; Maximum value of SAR (measured) = 0.248 W/kg; Peak SAR (extrapolated) = 0.520 W/kg

SAR(1 g) = 0.099 W/kg; SAR(10 g) = 0.027 W/kg**Remarks:**

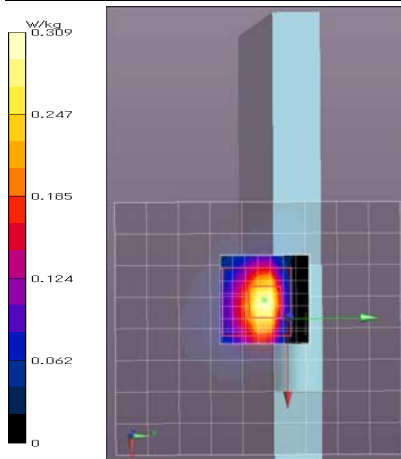
- * Date tested: 2016/02/15; Tested by: Hiroshi Naka,
- * Tested place: No.7 shielded room; * liquid depth: 146 mm,
- * Position: distance of EUT to phantom: 0 mm (2 mm to liquid),
- * ambient: 24.0 ± 1 deg.C. / 40 ± 10 %RH,
- * liquid temperature: 23.0(start)/23.0(end)/22.9(in check) deg.C.,
- * White cubic: zoom scan area, Red cubic: big=SAR(10g)/small=SAR(1g)

Plot 4-14: (5GHz band, Head liquid) Antenna#0; Side-ant#0, 11a (6Mbps), 5600 MHz**EUT: Wireless LAN module (in Flat panel sensor); Type: SX-PCEAN(FF-E) (flat panel: RIC 43G); Serial: 00809270C5E1 (flat panel: #001)****Mode: 11a(6Mbps, BPSK/OFDM) (UID 0, Frame Length in ms: 0; PAR: 0; PMF: 1); Frequency: 5600 MHz; Crest Factor: 1.0****Medium: HSL5GHz; Medium parameters used: f = 5600 MHz; $\sigma = 4.915$ S/m; $\epsilon_r = 34.99$; $\rho = 1000$ kg/m³**

Measurement Standard: DASYS (IEEE/IEC/ANSI C63.19-2007)

DASY Configuration: -Probe: EX3DV4 - SN3907; ConvF(4.61, 4.61, 4.61); Calibrated: 2015/04/23; -Electronics: DAE4 Sn626; Calibrated: 2015/09/15
-Sensor-Surface: 1.4mm (Mechanical Surface Detection (Locations From Previous Scan Used)), Sensor-Surface: 1.4mm (Mechanical Surface Detection), z = 1.0, 25.0
-Phantom: ELI v4.0; Type: QDOVA001BA; Serial: 1059; Phantom section: Flat Section -DASY52 52.8.8(1222); SEMCAD X 14.6.10(7331)**ant0,side-edge,touch(kdb248227)/5gh15ant0-w56-2;ch;h5600,11a(6m,ps16.5),ant0-edge&touch(d0)****Area:80x90,10 (9x10x1):** Measurement grid: dx=10mm, dy=10mm; Maximum value of SAR (measured) = 0.261 W/kg**Area:80x90,10 (81x91x1):** Interpolated grid: dx=1.000 mm, dy=1.000 mm; Maximum value of SAR (interpolated) = 0.434 W/kg**Zoom:28x28x24,xy4-z1.4(ratio) (8x8x7)/Cube 0:** Measurement grid: dx=4mm, dy=4mm, dz=1.4mm;

Reference Value = 8.566 V/m; Power Drift = 0.11 dB; Maximum value of SAR (measured) = 0.309 W/kg; Peak SAR (extrapolated) = 0.555 W/kg

SAR(1 g) = 0.124 W/kg; SAR(10 g) = 0.034 W/kg**Remarks:**

- * Date tested: 2016/02/15; Tested by: Hiroshi Naka,
- * Tested place: No.7 shielded room; * liquid depth: 146 mm,
- * Position: distance of EUT to phantom: 0 mm (2 mm to liquid),
- * ambient: 24.0 ± 1 deg.C. / 40 ± 10 %RH,
- * liquid temperature: 23.0(start)/23.0(end)/22.9(in check) deg.C.,
- * White cubic: zoom scan area, Red cubic: big=SAR(10g)/small=SAR(1g)

UL Japan, Inc.**Shonan EMC Lab.**1-22-3 Megumigaoka, Hiratsuka-shi, Kanagawa-ken, 259-1220 JAPAN
Telephone: +81 463 50 6400 / Facsimile: +81 463 50 6401

Appendix 2-2: Measurement data (cont'd)

Plot 4-15: (5GHz band, Head liquid) Antenna#0; Side-ant#0, 11a (6Mbps), 5700 MHz

EUT: Wireless LAN module (in Flat panel sensor); Type: SX-PCEAN(FF-E) (flat panel: RIC 43G); Serial: 00809270C5E1 (flat panel: #001)
Mode: 11a(6Mbps, BPSK/OFDM) (UID 0, Frame Length in ms: 0; PAR: 0; PMF: 1); Frequency: 5700 MHz; Crest Factor: 1.0
Medium: HSL5GHz; Medium parameters used: f = 5700 MHz; $\sigma = 5.017$ S/m; $\epsilon_r = 34.91$; $\rho = 1000$ kg/m³

Measurement Standard: DASYS5 (IEEE/IEC/ANSI C63.19-2007)

DASY Configuration: -Probe: EX3DV4 - SN3907; ConvF(4.61, 4.61, 4.61); Calibrated: 2015/04/23; -Electronics: DAE4 Sn626; Calibrated: 2015/09/15
-Sensor-Surface: 1.4mm (Mechanical Surface Detection (Locations From Previous Scan Used)), Sensor-Surface: 1.4mm (Mechanical Surface Detection), z = 1.0, 25.0
-Phantom: ELI v4.0; Type: QDOVA001BA; Serial: 1059; Phantom section: Flat Section -DASY52 52.8.8(1222); SEMCAD X 14.6.10(7331)

ant0,side-edge,touch(kdb248227)/5gh17ant0-w56-4;ch:h5700,11a(6m,ps16.5),ant0-edge&touch(d0)


Area:80x90,10 (9x10x1): Measurement grid: dx=10mm, dy=10mm; Maximum value of SAR (measured)=0.177 W/kg

Area:80x90,10 (81x91x1): Interpolated grid: dx=1.000 mm, dy=1.000 mm; Maximum value of SAR (interpolated)=0.320 W/kg

Zoom:28x28x24,xy4-z1.4(ratio) (8x8x7)/Cube 0: Measurement grid: dx=4mm, dy=4mm, dz=1.4mm;

Reference Value = 7.035 V/m; Power Drift = -0.08 dB; Maximum value of SAR (measured)=0.194 W/kg; Peak SAR (extrapolated)=0.323 W/kg

SAR(1 g) = 0.076 W/kg; SAR(10 g) = 0.020 W/kg



Remarks:

- * Date tested: 2016/02/15; Tested by: Hiroshi Naka,
- * Tested place: No.7 shielded room; * liquid depth: 146 mm,
- * Position: distance of EUT to phantom: 0 mm (2 mm to liquid),
- * ambient: 24.0 ± 1 deg.C. / 40 ± 10 %RH,
- * liquid temperature: 23.0(start)/23.0(end)/22.9(in check) deg.C.,
- * White cubic: zoom scan area, Red cubic: big=SAR(10g)/small=SAR(1g)

Plot 4-16: (5GHz band, Head liquid) Antenna#0; Side-ant#0, 11a (6Mbps), 5745 MHz

EUT: Wireless LAN module (in Flat panel sensor); Type: SX-PCEAN(FF-E) (flat panel: RIC 43G); Serial: 00809270C5E1 (flat panel: #001)
Mode: 11a(6Mbps, BPSK/OFDM) (UID 0, Frame Length in ms: 0; PAR: 0; PMF: 1); Frequency: 5745 MHz; Crest Factor: 1.0
Medium: HSL5GHz; Medium parameters used: f = 5745 MHz; $\sigma = 5.054$ S/m; $\epsilon_r = 34.907$; $\rho = 1000$ kg/m³

Measurement Standard: DASYS5 (IEEE/IEC/ANSI C63.19-2007)

DASY Configuration: -Probe: EX3DV4 - SN3907; ConvF(4.66, 4.66, 4.66); Calibrated: 2015/04/23; -Electronics: DAE4 Sn626; Calibrated: 2015/09/15
-Sensor-Surface: 1.4mm (Mechanical Surface Detection (Locations From Previous Scan Used)), Sensor-Surface: 1.4mm (Mechanical Surface Detection), z = 1.0, 25.0
-Phantom: ELI v4.0; Type: QDOVA001BA; Serial: 1059; Phantom section: Flat Section -DASY52 52.8.8(1222); SEMCAD X 14.6.10(7331)

ant0,side-edge,touch(kdb248227)/5gh13ant0-w58-3;ch:h5745,11a(6m,ps17),ant0-edge&touch(d0)

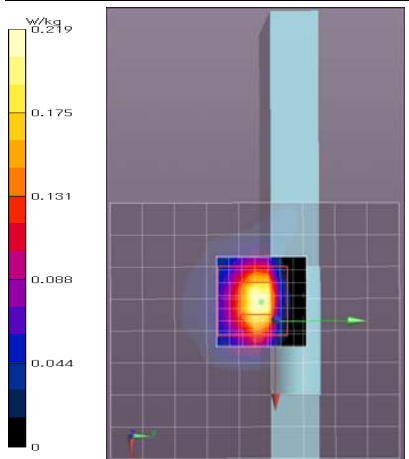
Area:80x90,10 (9x10x1): Measurement grid: dx=10mm, dy=10mm; Maximum value of SAR (measured)=0.184 W/kg

Area:80x90,10 (81x91x1): Interpolated grid: dx=1.000 mm, dy=1.000 mm; Maximum value of SAR (interpolated)=0.342 W/kg

Zoom:28x28x24,xy4-z1.4(ratio) (8x8x7)/Cube 0: Measurement grid: dx=4mm, dy=4mm, dz=1.4mm;

Reference Value = 7.530 V/m; Power Drift = -0.07 dB; Maximum value of SAR (measured)=0.219 W/kg; Peak SAR (extrapolated)=0.365 W/kg

SAR(1 g) = 0.085 W/kg; SAR(10 g) = 0.023 W/kg



Remarks:

- * Date tested: 2016/02/15; Tested by: Hiroshi Naka,
- * Tested place: No.7 shielded room; * liquid depth: 149 mm,
- * Position: distance of EUT to phantom: 0 mm (2 mm to liquid),
- * ambient: 24.0 ± 1 deg.C. / 40 ± 10 %RH,
- * liquid temperature: 23.0(start)/23.0(end)/22.9(in check) deg.C.,
- * White cubic: zoom scan area, Red cubic: big=SAR(10g)/small=SAR(1g)

Appendix 2-2: Measurement data (cont'd)

Plot 4-17: (5GHz band, Head liquid) Antenna#0; Side-ant#0, 11a (6Mbps), 5825 MHz

EUT: Wireless LAN module (in Flat panel sensor); **Type:** SX-PCEAN(FF-E) (flat panel: RIC 43G); **Serial:** 00809270C5E1 (flat panel: #001)
Mode: 11a(6Mbps, BPSK/OFDM) (UID 0, Frame Length in ms: 0; PAR: 0; PMF: 1); **Frequency:** 5825 MHz; **Crest Factor:** 1.0
Medium: HSL5GHz; **Medium parameters used:** $f = 5825$ MHz; $\sigma = 5.16$ S/m; $\epsilon_r = 34.82$; $\rho = 1000$ kg/m³
Measurement Standard: DASY5 (IEEE/IEC/ANSI C63.19-2007)

DASY Configuration: -Probe: EX3DV4 - SN3907; ConvF(4.66, 4.66, 4.66); Calibrated: 2015/04/23; -DASY52 52.8.8(1222); SEMCAD X 14.6.10(7331)
-Sensor-Surface: 1.4mm (Mechanical Surface Detection), z = 1.0, 25.0 -Electronics: DAE4 Sn626; Calibrated: 2015/09/15
-Phantom: ELI v4.0; Type: QDOVA001BA; Serial: 1059; Phantom section: Flat Section

ant0,side-edge,touch(kdb248227)/5gh11ant0-w58-1;h5825,11a(6m,ps17),ant0-edge&touch(d0)/

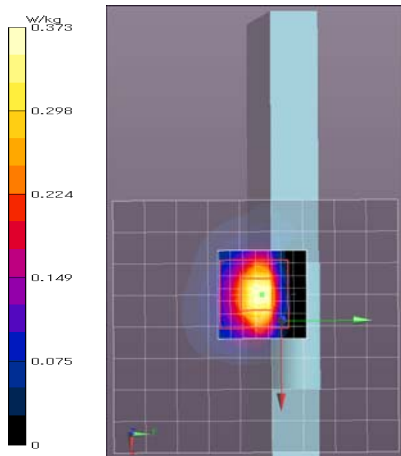
Area:80x90,10 (9x10x1): Measurement grid: dx=10mm, dy=10mm; Maximum value of SAR (measured) = 0.338 W/kg

Area:80x90,10 (81x91x1): Interpolated grid: dx=1.000 mm, dy=1.000 mm; Maximum value of SAR (interpolated) = 0.636 W/kg

Zoom:28x28x24,xy4-z1.4(ratio) (8x8x7)/Cube 0: Measurement grid: dx=4mm, dy=4mm, dz=1.4mm;

Reference Value = 9.864 V/m; Power Drift = -0.17 dB; Maximum value of SAR (measured) = 0.373 W/kg; Peak SAR (extrapolated) = 0.633 W/kg

SAR(1 g) = 0.152 W/kg; SAR(10 g) = 0.041 W/kg



Remarks:

- *. Date tested: 2016/02/15; Tested by: Hiroshi Naka,
- *. Tested place: No.7 shielded room; *. liquid depth: 149 mm,
- *. Position: distance of EUT to phantom: 0 mm (2 mm to liquid),
- *. ambient: 24.0 ± 1 deg.C. / 40 ± 10 %RH,
- *. liquid temperature: 23.0(start)/23.0(end)/22.9(in check) deg.C.,
- *. White cubic: zoom scan area, Red cubic: big=SAR(10g)/small=SAR(1g)

Plot 4-18: (5GHz band, Head liquid) Antenna#1; Bottom, 11a (6Mbps), 5260 MHz

EUT: Wireless LAN module (in Flat panel sensor); **Type:** SX-PCEAN(FF-E) (flat panel: RIC 43G); **Serial:** 00809270C5E1 (flat panel: #001)
Mode: 11a(6Mbps, BPSK/OFDM) (UID 0, Frame Length in ms: 0; PAR: 0; PMF: 1); **Frequency:** 5260 MHz; **Crest Factor:** 1.0
Medium: HSL5GHz; **Medium parameters used:** $f = 5260$ MHz; $\sigma = 4.549$ S/m; $\epsilon_r = 35.51$; $\rho = 1000$ kg/m³
Measurement Standard: DASY5 (IEEE/IEC/ANSI C63.19-2007)

DASY Configuration: -Probe: EX3DV4 - SN3907; ConvF(5.04, 5.04, 5.04); Calibrated: 2015/04/23; -Electronics: DAE4 Sn626; Calibrated: 2015/09/15
-Sensor-Surface: 1.4mm (Mechanical Surface Detection (Locations From Previous Scan Used)), Sensor-Surface: 1.4mm (Mechanical Surface Detection), z = 1.0, 25.0
-Phantom: ELI v4.0; Type: QDOVA001BA; Serial: 1059; Phantom section: Flat Section -DASY52 52.8.8(1222); SEMCAD X 14.6.10(7331)

ant1,side-edge,touch(kdb248227)/5gh9ant1-w53-2;ch;h5260,11a(6m,ps15),ant1-edge&touch(d0)/

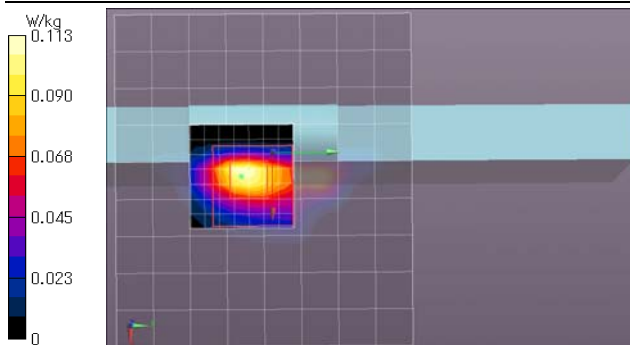
Area:90x80,10 (10x9x1): Measurement grid: dx=10mm, dy=10mm; Maximum value of SAR (measured) = 0.0726 W/kg

Area:90x80,10 (91x81x1): Interpolated grid: dx=1.000 mm, dy=1.000 mm; Maximum value of SAR (interpolated) = 0.170 W/kg

Zoom:28x28x24,xy4-z1.4(ratio) (8x8x7)/Cube 0: Measurement grid: dx=4mm, dy=4mm, dz=1.4mm;

Reference Value = 5.416 V/m; Power Drift = 0.09 dB; Maximum value of SAR (measured) = 0.113 W/kg; Peak SAR (extrapolated) = 0.178 W/kg

SAR(1 g) = 0.038 W/kg; SAR(10 g) = 0.010 W/kg



Remarks:

- *. Date tested: 2016/02/16; Tested by: Hiroshi Naka; Tested place: No.7 shielded room,
- *. liquid depth: 149 mm; Position: distance of EUT to phantom: 0 mm (2 mm to liquid); ambient: 24.0 ± 1 deg.C. / 40 ± 10 %RH,
- *. liquid temperature: 22.9(start)/22.9(end)/22.9(in check) deg.C.; *. White cubic: zoom scan area, Red cubic: big=SAR(10g)/small=SAR(1g)

Appendix 2-2: Measurement data (cont'd)

Plot 4-19: (5GHz band, Head liquid) Antenna#1; Bottom, 11a (6Mbps), 5300 MHz

EUT: Wireless LAN module (in Flat panel sensor); Type: SX-PCEAN(FF-E) (flat panel: RIC 43G); Serial: 00809270C5E1 (flat panel: #001)
Mode: 11a(6Mbps, BPSK/OFDM) (UID 0, Frame Length in ms: 0; PAR: 0; PMF: 1); Frequency: 5300 MHz; Crest Factor: 1.0
Medium: HSL5GHz; Medium parameters used: $f = 5300$ MHz; $\sigma = 4.595$ S/m; $\epsilon_r = 35.42$; $\rho = 1000$ kg/m³

Measurement Standard: DASYS5 (IEEE/IEC/ANSI C63.19-2007)

DASY Configuration: -Probe: EX3DV4 - SN3907; ConvF(5.04, 5.04, 5.04); Calibrated: 2015/04/23; -DASY52 52.8.8(1222); SEMCAD X 14.6.10(7331)
-Sensor-Surface: 1.4mm (Mechanical Surface Detection), z = 1.0, 25.0 -Electronics: DAE4 Sn626; Calibrated: 2015/09/15
-Phantom: ELI v4.0; Type: QDOVA001BA; Serial: 1059; Phantom section: Flat Section

ant1,side-edge,touch(kdb248227)/5gh8ant1-w53-1;h5300,11a(6m,ps15),ant1-edge&touch(d0)

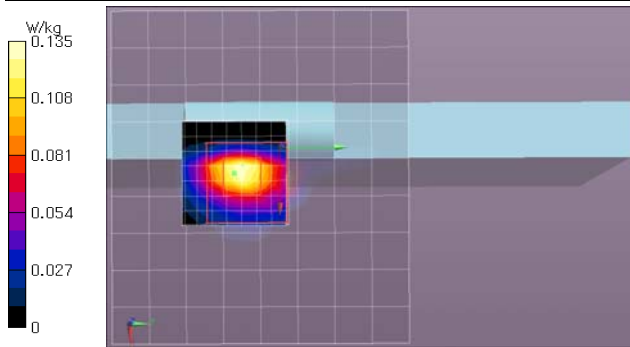
Area:90x80,10 (10x9x1): Measurement grid: dx=10mm, dy=10mm; Maximum value of SAR (measured) = 0.0900 W/kg

Area:90x80,10 (91x81x1): Interpolated grid: dx=1.000 mm, dy=1.000 mm; Maximum value of SAR (interpolated) = 0.219 W/kg

Zoom:28x28x24,xy4-z1.4(ratio) (8x8x7)/Cube 0: Measurement grid: dx=4mm, dy=4mm, dz=1.4mm;

Reference Value = 5.958 V/m; Power Drift = -0.01 dB; Maximum value of SAR (measured) = 0.135 W/kg; Peak SAR (extrapolated) = 0.218 W/kg

SAR(1 g) = 0.048 W/kg; SAR(10 g) = 0.012 W/kg



Remarks: * Date tested: 2016/02/16; Tested by: Hiroshi Naka; Tested place: No.7 shielded room,
* liquid depth: 149 mm; Position: distance of EUT to phantom: 0 mm (2 mm to liquid); ambient: 24.0 ± 1 deg.C. / 40 ± 10 %RH,
* liquid temperature: 22.9(start)/22.9(end)/22.9(in check) deg.C.; * White cubic: zoom scan area, Red cubic: big=SAR(10g)/small=SAR(1g)

Plot 4-20: (5GHz band, Head liquid) Antenna#1; Bottom, 11a (6Mbps), 5320 MHz

EUT: Wireless LAN module (in Flat panel sensor); Type: SX-PCEAN(FF-E) (flat panel: RIC 43G); Serial: 00809270C5E1 (flat panel: #001)
Mode: 11a(6Mbps, BPSK/OFDM) (UID 0, Frame Length in ms: 0; PAR: 0; PMF: 1); Frequency: 5320 MHz; Crest Factor: 1.0
Medium: HSL5GHz; Medium parameters used: $f = 5320$ MHz; $\sigma = 4.622$ S/m; $\epsilon_r = 35.43$; $\rho = 1000$ kg/m³

Measurement Standard: DASYS5 (IEEE/IEC/ANSI C63.19-2007)

DASY Configuration: -Probe: EX3DV4 - SN3907; ConvF(5.04, 5.04, 5.04); Calibrated: 2015/04/23; -Electronics: DAE4 Sn626; Calibrated: 2015/09/15
-Sensor-Surface: 1.4mm (Mechanical Surface Detection (Locations From Previous Scan Used)), Sensor-Surface: 1.4mm (Mechanical Surface Detection), z = 1.0, 25.0
-Phantom: ELI v4.0; Type: QDOVA001BA; Serial: 1059; Phantom section: Flat Section -DASY52 52.8.8(1222); SEMCAD X 14.6.10(7331)

ant1,side-edge,touch(kdb248227)/5gh10ant1-w53-3;ch;h5320,11a(6m,ps15),ant1-edge&touch(d0)

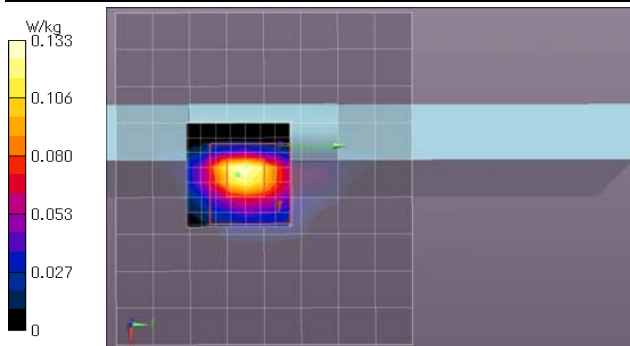
Area:90x80,10 (10x9x1): Measurement grid: dx=10mm, dy=10mm; Maximum value of SAR (measured) = 0.0858 W/kg

Area:90x80,10 (91x81x1): Interpolated grid: dx=1.000 mm, dy=1.000 mm; Maximum value of SAR (interpolated) = 0.210 W/kg

Zoom:28x28x24,xy4-z1.4(ratio) (8x8x7)/Cube 0: Measurement grid: dx=4mm, dy=4mm, dz=1.4mm;

Reference Value = 5.885 V/m; Power Drift = -0.02 dB; Maximum value of SAR (measured) = 0.133 W/kg; Peak SAR (extrapolated) = 0.207 W/kg

SAR(1 g) = 0.046 W/kg; SAR(10 g) = 0.012 W/kg



Remarks: * Date tested: 2016/02/16; Tested by: Hiroshi Naka; Tested place: No.7 shielded room,
* liquid depth: 149 mm; Position: distance of EUT to phantom: 0 mm (2 mm to liquid); ambient: 24.0 ± 1 deg.C. / 40 ± 10 %RH,
* liquid temperature: 22.9(start)/22.9(end)/22.9(in check) deg.C.; * White cubic: zoom scan area, Red cubic: big=SAR(10g)/small=SAR(1g)

Appendix 2-2: Measurement data (cont'd)**Plot 4-21: (5GHz band, Head liquid) Antenna#1; Bottom, 11a (6Mbps), 5500 MHz**

EUT: Wireless LAN module (in Flat panel sensor); Type: SX-PCEAN(FF-E) (flat panel: RIC 43G); Serial: 00809270C5E1 (flat panel: #001)

Mode: 11a(6Mbps, BPSK/OFDM) (UID 0, Frame Length in ms: 0; PAR: 0; PMF: 1); Frequency: 5500 MHz; Crest Factor: 1.0

Medium: HSL5GHz; Medium parameters used: $f = 5500$ MHz; $\sigma = 4.804$ S/m; $\epsilon_r = 35.2$; $\rho = 1000$ kg/m³

Measurement Standard: DASYS5 (IEEE/IEC/ANSI C63.19-2007)

DASY Configuration: -Probe: EX3DV4 - SN3907; ConvF(4.61, 4.61, 4.61); Calibrated: 2015/04/23; -Electronics: DAE4 Sn626; Calibrated: 2015/09/15

-Sensor-Surface: 1.4mm (Mechanical Surface Detection (Locations From Previous Scan Used)), 1.4mm (Mechanical Surface Detection), z = 1.0, 25.0

-Phantom: ELI v4.0; Type: QDOVA001BA; Serial: 1059; Phantom section: Flat Section

-DASY52 52.8.8(1222); SEMCAD X 14.6.10(7331)

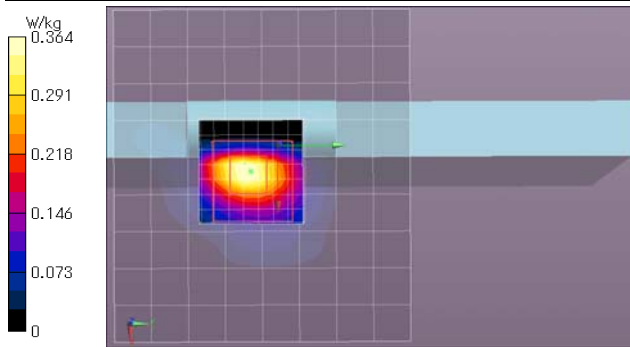
ant1,side-edge,touch(kdb248227)/5gh6ant1-w56-3;ch:h5500,11a(6m,ps16.5),ant1-edge&touch(d0)

Area:90x80,10 (10x9x1): Measurement grid: dx=1.000 mm, dy=1.000 mm; Maximum value of SAR (measured) = 0.229 W/kg

Area:90x80,10 (91x81x1): Interpolated grid: dx=1.000 mm, dy=1.000 mm; Maximum value of SAR (interpolated) = 0.502 W/kg

Zoom:28x28x24,xy4-z1.4(ratio) (8x8x7)/Cube 0: Measurement grid: dx=4mm, dy=4mm, dz=1.4mm;

Reference Value = 9.787 V/m; Power Drift = -0.01 dB; Maximum value of SAR (measured) = 0.364 W/kg; Peak SAR (extrapolated) = 0.638 W/kg

SAR(1 g) = 0.150 W/kg; SAR(10 g) = 0.042 W/kg

Remarks: * Date tested: 2016/02/15; Tested by: Hiroshi Naka; Tested place: No.7 shielded room,
 * liquid depth: 149 mm; Position: distance of EUT to phantom: 0 mm (2 mm to liquid); ambient: 24.0 ± 1 deg.C. / 40 ± 10 %RH,
 * liquid temperature: 22.8(start)/22.9(end)/22.9(in check) deg.C.; * White cubic: zoom scan area, Red cubic: big=SAR(10g)/small=SAR(1g)

Plot 4-22: (5GHz band, Head liquid) Antenna#1; Bottom, 11a (6Mbps), 5580 MHz

EUT: Wireless LAN module (in Flat panel sensor); Type: SX-PCEAN(FF-E) (flat panel: RIC 43G); Serial: 00809270C5E1 (flat panel: #001)

Mode: 11a(6Mbps, BPSK/OFDM) (UID 0, Frame Length in ms: 0; PAR: 0; PMF: 1); Frequency: 5580 MHz; Crest Factor: 1.0

Medium: HSL5GHz; Medium parameters used: $f = 5580$ MHz; $\sigma = 4.861$ S/m; $\epsilon_r = 35.05$; $\rho = 1000$ kg/m³

Measurement Standard: DASYS5 (IEEE/IEC/ANSI C63.19-2007)

DASY Configuration: -Probe: EX3DV4 - SN3907; ConvF(4.61, 4.61, 4.61); Calibrated: 2015/04/23; -Electronics: DAE4 Sn626; Calibrated: 2015/09/15

-Sensor-Surface: 1.4mm (Mechanical Surface Detection (Locations From Previous Scan Used)), Sensor-Surface: 1.4mm (Mechanical Surface Detection), z = 1.0, 25.0

-Phantom: ELI v4.0; Type: QDOVA001BA; Serial: 1059; Phantom section: Flat Section

-DASY52 52.8.8(1222); SEMCAD X 14.6.10(7331)

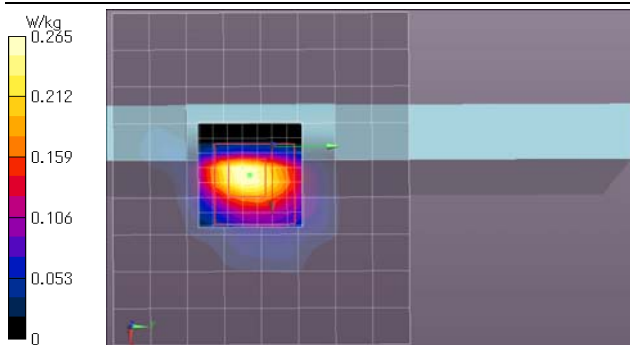
ant1,side-edge,touch(kdb248227)/5gh4ant1-w56-1;h5580,11a(6m,ps16.5),ant1-edge&touch(d0)

Area:90x80,10 (10x9x1): Measurement grid: dx=1.000 mm, dy=1.000 mm; Maximum value of SAR (measured) = 0.180 W/kg

Area:90x80,10 (91x81x1): Interpolated grid: dx=1.000 mm, dy=1.000 mm; Maximum value of SAR (interpolated) = 0.357 W/kg

Zoom:28x28x24,xy4-z1.4(ratio) (8x8x7)/Cube 0: Measurement grid: dx=4mm, dy=4mm, dz=1.4mm;

Reference Value = 8.284 V/m; Power Drift = -0.03 dB; Maximum value of SAR (measured) = 0.265 W/kg; Peak SAR (extrapolated) = 0.847 W/kg

SAR(1 g) = 0.107 W/kg; SAR(10 g) = 0.030 W/kg

Remarks: * Date tested: 2016/02/15; Tested by: Hiroshi Naka; Tested place: No.7 shielded room,
 * liquid depth: 149 mm; Position: distance of EUT to phantom: 0 mm (2 mm to liquid); ambient: 24.0 ± 1 deg.C. / 40 ± 10 %RH,
 * liquid temperature: 22.8(start)/22.8(end)/22.9(in check) deg.C.; * White cubic: zoom scan area, Red cubic: big=SAR(10g)/small=SAR(1g)

Appendix 2-2: Measurement data (cont'd)

Plot 4-23: (5GHz band, Head liquid) Antenna#1; Bottom, 11a (6Mbps), 5600 MHz

EUT: Wireless LAN module (in Flat panel sensor); Type: SX-PCEAN(FF-E) (flat panel: RIC 43G); Serial: 00809270C5E1 (flat panel: #001)

Mode: 11a(6Mbps, BPSK/OFDM) (UID 0, Frame Length in ms: 0; PAR: 0; PMF: 1); Frequency: 5600 MHz; Crest Factor: 1.0

Medium: HSL5GHz; Medium parameters used: $f = 5600$ MHz; $\sigma = 4.915$ S/m; $\epsilon_r = 34.99$; $\rho = 1000$ kg/m³

Measurement Standard: DASYS5 (IEEE/IEC/ANSI C63.19-2007)

DASY Configuration: -Probe: EX3DV4 - SN3907; ConvF(4.61, 4.61, 4.61); Calibrated: 2015/04/23; -Electronics: DAE4 Sn626; Calibrated: 2015/09/15
 -Sensor-Surface: 1.4mm (Mechanical Surface Detection (Locations From Previous Scan Used)), Sensor-Surface: 1.4mm (Mechanical Surface Detection), z = 1.0, 25.0
 -Phantom: ELI v4.0; Type: QDOVA001BA; Serial: 1059; Phantom section: Flat Section -DASY52 52.8.8(1222); SEMCAD X 14.6.10(7331)

ant1,side-edge,touch(kdb248227)/5gh5ant1-w56-2;ch:h5600,11a(6m,ps16.5),ant1-edge&touch(d0)

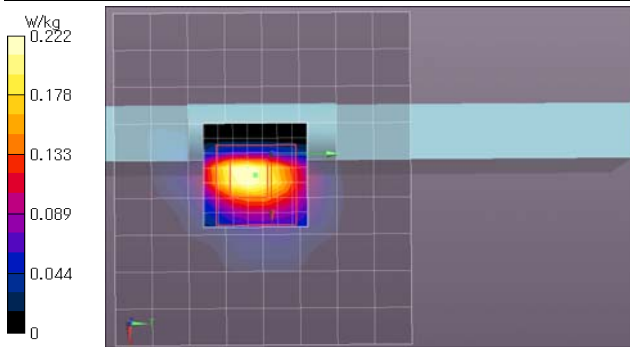
Area:90x80,10 (10x9x1): Measurement grid: dx=10mm, dy=10mm; Maximum value of SAR (measured) = 0.157 W/kg

Area:90x80,10 (91x81x1): Interpolated grid: dx=1.000 mm, dy=1.000 mm; Maximum value of SAR (interpolated) = 0.310 W/kg

Zoom:28x28x24,xy4-z1.4(ratio) (8x8x7)/Cube 0: Measurement grid: dx=4mm, dy=4mm, dz=1.4mm;

Reference Value = 7.532 V/m; Power Drift = -0.05 dB; Maximum value of SAR (measured) = 0.222 W/kg; Peak SAR (extrapolated) = 0.381 W/kg

SAR(1 g) = 0.088 W/kg; SAR(10 g) = 0.024 W/kg



Remarks: * Date tested: 2016/02/15; Tested by: Hiroshi Naka; Tested place: No.7 shielded room,
 * liquid depth: 149 mm; Position: distance of EUT to phantom: 0 mm (2 mm to liquid); ambient: 24.0 ± 1 deg.C. / 40 ± 10 %RH,
 * liquid temperature: 22.8(start)/22.8(end)/22.9(in check) deg.C.; * White cubic: zoom scan area, Red cubic: big=SAR(10g)/small=SAR(1g)

Plot 4-24: (5GHz band, Head liquid) Antenna#1; Bottom, 11a (6Mbps), 5700 MHz

EUT: Wireless LAN module (in Flat panel sensor); Type: SX-PCEAN(FF-E) (flat panel: RIC 43G); Serial: 00809270C5E1 (flat panel: #001)

Mode: 11a(6Mbps, BPSK/OFDM) (UID 0, Frame Length in ms: 0; PAR: 0; PMF: 1); Frequency: 5700 MHz; Crest Factor: 1.0

Medium: HSL5GHz; Medium parameters used: $f = 5700$ MHz; $\sigma = 5.017$ S/m; $\epsilon_r = 34.91$; $\rho = 1000$ kg/m³

Measurement Standard: DASYS5 (IEEE/IEC/ANSI C63.19-2007)

DASY Configuration: -Probe: EX3DV4 - SN3907; ConvF(4.61, 4.61, 4.61); Calibrated: 2015/04/23; -Electronics: DAE4 Sn626; Calibrated: 2015/09/15
 -Sensor-Surface: 1.4mm (Mechanical Surface Detection (Locations From Previous Scan Used)), Sensor-Surface: 1.4mm (Mechanical Surface Detection), z = 1.0, 25.0
 -Phantom: ELI v4.0; Type: QDOVA001BA; Serial: 1059; Phantom section: Flat Section -DASY52 52.8.8(1222); SEMCAD X 14.6.10(7331)

ant1,side-edge,touch(kdb248227)/5gh7ant1-w56-4;ch:h5700,11a(6m,ps16.5),ant1-edge&touch(d0)

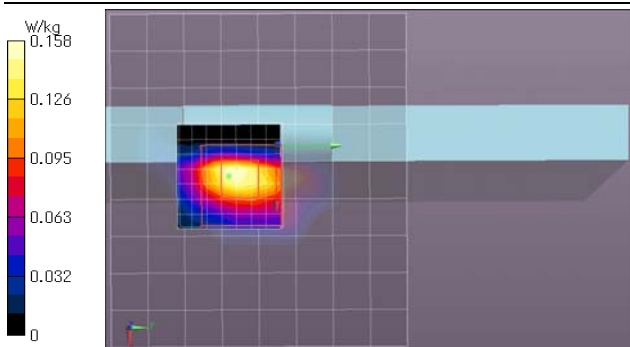
Area:90x80,10 (10x9x1): Measurement grid: dx=10mm, dy=10mm; Maximum value of SAR (measured) = 0.102 W/kg

Area:90x80,10 (91x81x1): Interpolated grid: dx=1.000 mm, dy=1.000 mm; Maximum value of SAR (interpolated) = 0.238 W/kg

Zoom:28x28x24,xy4-z1.4(ratio) (8x8x7)/Cube 0: Measurement grid: dx=4mm, dy=4mm, dz=1.4mm;

Reference Value = 6.258 V/m; Power Drift = -0.02 dB; Maximum value of SAR (measured) = 0.158 W/kg; Peak SAR (extrapolated) = 0.254 W/kg

SAR(1 g) = 0.054 W/kg; SAR(10 g) = 0.015 W/kg



Remarks: * Date tested: 2016/02/15; Tested by: Hiroshi Naka; Tested place: No.7 shielded room,
 * liquid depth: 149 mm; Position: distance of EUT to phantom: 0 mm (2 mm to liquid); ambient: 24.0 ± 1 deg.C. / 40 ± 10 %RH,
 * liquid temperature: 22.9(start)/22.9(end)/22.9(in check) deg.C.; * White cubic: zoom scan area, Red cubic: big=SAR(10g)/small=SAR(1g)

Appendix 2-2: Measurement data (cont'd)

Plot 4-25: (5GHz band, Head liquid) Antenna#1; Bottom, 11a (6Mbps), 5745 MHz

EUT: Wireless LAN module (in Flat panel sensor); Type: SX-PCEAN(FF-E) (flat panel: RIC 43G); Serial: 00809270C5E1 (flat panel: #001)

Mode: 11a(6Mbps, BPSK/OFDM) (UID 0, Frame Length in ms: 0; PAR: 0; PMF: 1); Frequency: 5745 MHz; Crest Factor: 1.0

Medium: HSL5GHz; Medium parameters used: $f = 5745$ MHz; $\sigma = 5.054$ S/m; $\epsilon_r = 34.90$; $\rho = 1000$ kg/m³

Measurement Standard: DASYS5 (IEEE/IEC/ANSI C63.19-2007)

DASY Configuration: -Probe: EX3DV4 - SN3907; ConvF(4.66, 4.66, 4.66); Calibrated: 2015/04/23; -Electronics: DAE4 Sn626; Calibrated: 2015/09/15
 -Sensor-Surface: 1.4mm (Mechanical Surface Detection (Locations From Previous Scan Used)), Sensor-Surface: 1.4mm (Mechanical Surface Detection), z = 1.0, 25.0
 -Phantom: ELI v4.0; Type: QDOVA001BA; Serial: 1059; Phantom section: Flat Section -DASY52 52.8.8(1222); SEMCAD X 14.6.10(7331)

ant1,side-edge,touch(kdb248227)/5gh3ant1-w58-3;ch:h5745,11a(6m,ps17),ant1-edge&touch(d0)

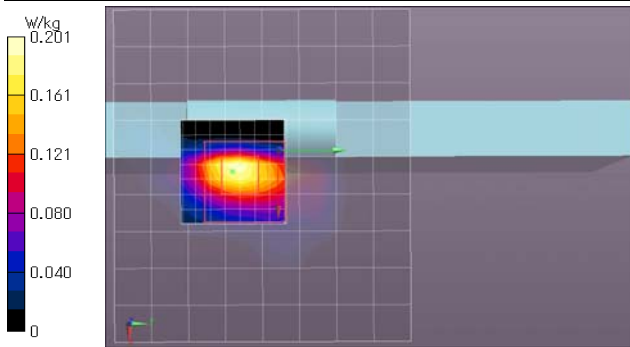
Area:90x80,10 (10x9x1): Measurement grid: dx=10mm, dy=10mm; Maximum value of SAR (measured) = 0.132 W/kg

Area:90x80,10 (91x81x1): Interpolated grid: dx=1.000 mm, dy=1.000 mm; Maximum value of SAR (interpolated) = 0.276 W/kg

Zoom:28x28x24,xy4-z1.4(ratio) (8x8x7)/Cube 0: Measurement grid: dx=4mm, dy=4mm, dz=1.4mm;

Reference Value = 7.002 V/m; Power Drift = 0.00 dB; Maximum value of SAR (measured) = 0.201 W/kg; Peak SAR (extrapolated) = 0.326 W/kg

SAR(1 g) = 0.070 W/kg; SAR(10 g) = 0.019 W/kg



Remarks: * Date tested: 2016/02/15; Tested by: Hiroshi Naka; Tested place: No.7 shielded room,
 * liquid depth: 149 mm; Position: distance of EUT to phantom: 0 mm (2 mm to liquid); ambient: 24.0 ± 1 deg.C. / 40 ± 10 %RH,
 * liquid temperature: 22.8(start)/22.8(end)/22.9(in check) deg.C.; * White cubic: zoom scan area, Red cubic: big-SAR(10g)/small-SAR(1g)

Plot 4-26: (5GHz band, Head liquid) Antenna#1; Bottom, 11a (6Mbps), 5785 MHz

EUT: Wireless LAN module (in Flat panel sensor); Type: SX-PCEAN(FF-E) (flat panel: RIC 43G); Serial: 00809270C5E1 (flat panel: #001)

Mode: 11a(6Mbps, BPSK/OFDM) (UID 0, Frame Length in ms: 0; PAR: 0; PMF: 1); Frequency: 5785 MHz; Crest Factor: 1.0

Medium: HSL5GHz; Medium parameters used: $f = 5785$ MHz; $\sigma = 5.074$ S/m; $\epsilon_r = 34.83$; $\rho = 1000$ kg/m³

Measurement Standard: DASYS5 (IEEE/IEC/ANSI C63.19-2007)

DASY Configuration: -Probe: EX3DV4 - SN3907; ConvF(4.66, 4.66, 4.66); Calibrated: 2015/04/23; -Electronics: DAE4 Sn626; Calibrated: 2015/09/15
 -Sensor-Surface: 1.4mm (Mechanical Surface Detection (Locations From Previous Scan Used)), Sensor-Surface: 1.4mm (Mechanical Surface Detection), z = 1.0, 25.0
 -Phantom: ELI v4.0; Type: QDOVA001BA; Serial: 1059; Phantom section: Flat Section -DASY52 52.8.8(1222); SEMCAD X 14.6.10(7331)

ant1,side-edge,touch(kdb248227)/5gh2ant1-w58-2;ch:h5785,11a(6m,ps17),ant1-edge&touch(d0)

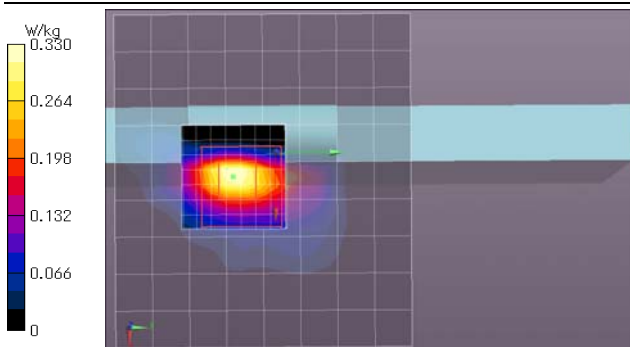
Area:90x80,10 (10x9x1): Measurement grid: dx=10mm, dy=10mm; Maximum value of SAR (measured) = 0.235 W/kg

Area:90x80,10 (91x81x1): Interpolated grid: dx=1.000 mm, dy=1.000 mm; Maximum value of SAR (interpolated) = 0.432 W/kg

Zoom:28x28x24,xy4-z1.4(ratio) (8x8x7)/Cube 0: Measurement grid: dx=4mm, dy=4mm, dz=1.4mm;

Reference Value = 9.211 V/m; Power Drift = -0.05 dB; Maximum value of SAR (measured) = 0.330 W/kg; Peak SAR (extrapolated) = 0.560 W/kg

SAR(1 g) = 0.128 W/kg; SAR(10 g) = 0.036 W/kg



Remarks: * Date tested: 2016/02/15; Tested by: Hiroshi Naka; Tested place: No.7 shielded room,
 * liquid depth: 149 mm; Position: distance of EUT to phantom: 0 mm (2 mm to liquid); ambient: 24.0 ± 1 deg.C. / 40 ± 10 %RH,
 * liquid temperature: 22.7(start)/22.8(end)/22.9(in check) deg.C.; * White cubic: zoom scan area, Red cubic: big-SAR(10g)/small-SAR(1g)

UL Japan, Inc.

Shonan EMC Lab.

1-22-3 Megumigaoka, Hiratsuka-shi, Kanagawa-ken, 259-1220 JAPAN
 Telephone: +81 463 50 6400 / Facsimile: +81 463 50 6401

APPENDIX 3: Test instruments**Appendix 3-1: Equipment used**

Control No.	Instrument	Manufacturer	Model No	Serial No	Test Item	Calibration Date * Interval(month)
COTS-SSAR-02	DASY52	Schmid&Partner Engineering AG	DASY52(ver.52.8.8(1222))	-	SAR	-
COTS-SSEP-02	Dielectric assessment kit	Schmid&Partner Engineering AG	DAK(ver1.10.317.11)	-	SAR(daily)	-
SSAR-02	SAR measurement system	Schmid&Partner Engineering AG	DASY5	1324	SAR	Pre Check
SSRBT-02	SAR robot	Schmid&Partner Engineering AG	TX60 Lspeag	F12/5L2QA1/A/01	SAR	2015/09/10 * 12
KDAE-01	Data Acquisition Electronics	Schmid&Partner Engineering AG	DAE4	626	SAR	2015/09/15 * 12
SPB-02	Dosimetric E-Field Probe	Schmid&Partner Engineering AG	EX3DV4	3907	SAR	2015/04/23 * 12
KSDA-01	Dipole Antenna	Schmid&Partner Engineering AG	D2450V2	822	SAR(daily)	2016/01/14 * 12
KSDA-02	Dipole Antenna	Schmid&Partner Engineering AG	D5GHzV2	1070	SAR(daily)	2015/03/17 * 12
KPFL-01	Flat Phantom	Schmid&Partner Engineering AG	Oval flat phantom ELI 4.0	1059	SAR	2015/08/06 * 12
SSNA-01	Network Analyzer	Agilent	8753ES	US39171777	SAR(daily)	2015/12/24 * 12
SEPP-02	Dielectric probe	Schmid&Partner Engineering AG	DAK3.5	1129	SAR(daily)	2015/08/11 * 12
KSG-08	Signal Generator	Rohde & Schwarz	SMT06	100763	SAR(daily)	2015/07/02 * 12
KPA-12	RF Power Amplifier	MILMEGA	AS2560-50	1018582	SAR(daily)	Pre Check
KCPL-07	Directional Coupler	Pulsar Microwave Corp.	CCS30-B26	0621	SAR(daily)	Pre Check
KAT10-P1	Attenuator	Weinschel	24-10-34	BY5927	SAR(daily)	2015/12/24 * 12
KPM-06	Power Meter	Rohde & Schwarz	NRVD	101599	SAR(daily)	2015/09/08 * 12
KIU-08	Power sensor	Rohde & Schwarz	NRV-Z4	100372	SAR(daily)	2015/09/08 * 12
KIU-09	Power sensor	Rohde & Schwarz	NRV-Z4	100371	SAR(daily)	2015/09/08 * 12
KPM-05	Power meter	Agilent	E4417A	GB41290718	SAR(daily)	2015/04/01 * 12
KPSS-01	Power sensor	Agilent	E9327A	US40440544	SAR(daily)	2015/04/01 * 12
SAT20-SAR1	Attenuator	TME	SFA-01 AXPJ-20	-	SAR(daily)	2015/12/24 * 12
SCC-SAR2	Coaxial Cable	HUBER+SUHNER	SF104A/11PC3542/11N451/4M	MY699/4A	SAR(daily)	Pre Check
SAT6-SAR1	Attenuator	HUBER+SUHNER	6806.17.A	766429-1	SAR(daily)	2015/12/24 * 12
KRU-01	Ruler(300mm)	Shinwa	13134	-	SAR	2015/02/25 * 12
KRU-02	Ruler(150mm,L)	Shinwa	12103	-	SAR	2015/02/25 * 12
KRU-04	Ruler(300mm)	Shinwa	13134	-	SAR	2015/05/21 * 12
KRU-05	Ruler(100x50mm,L)	Shinwa	12101	-	SAR	2015/05/21 * 12
SSA-04	Spectrum Analyzer	Advantest	R3272	101100994	SAR(Tx.monitor)	Pre Check
KSDH-01	Device holder	Schmid&Partner Engineering AG	Mounting device for transmitter	-	SAR	2015/09/10 * 12
SSDH-02	Laptop holder	Schmid&Partner Engineering AG	SM LHI 001 C	-	SAR	Pre Check
KPM-08	Power meter	Anritsu	ML2495A	6K00003356	AT.pwr	2015/09/09 * 12
KPSS-04	Power sensor	Anritsu	MA2411B	012088	AT.pwr	2015/09/09 * 12
KAT10-S3	Attenuator	Agilent	8490D 010	50924	AT.pwr	2015/12/24 * 12
SRENT-04	Spectrum Analyzer	KEYSIGHT	E4440A	MY46186388	AT.pwr	2015/10/06 * 12
SWTR-03	DI water	MonotaRo	34557433	-	SAR(daily)	Pre Check
KSLM245-01	Tissue simulation liquid (2450MHz,body)	Schmid&Partner Engineering AG	MSL2450V2	SL AAM 245 BA	SAR	Pre Check
KSLH245-01	Tissue simulation liquid (2450MHz,head)	Schmid&Partner Engineering AG	HSL2450V2	SL AAH 245 BA	SAR	Pre Check
KSLM580-02	Tissue simulation liquid (5800MHz,body)	Schmid&Partner Engineering AG	MBBL3500-5800V5	SL AAM 501 AB(110520-3)	SAR	Pre Check
KSLH580-04	Tissue simulation liquid (5800MHz,head)	Schmid&Partner Engineering AG	HBBL3500-5800V5	SL AAH 502 AD(140305-1)	SAR	Pre Check
No.7 Shielded room	SAR shielded room (2.76m(W)x3.76m(D)x2.4m(H))	TDK	-	-	SAR	(Daily check) Ambient noise: < 12mW/kg

The expiration date of calibration is the end of the expired month.

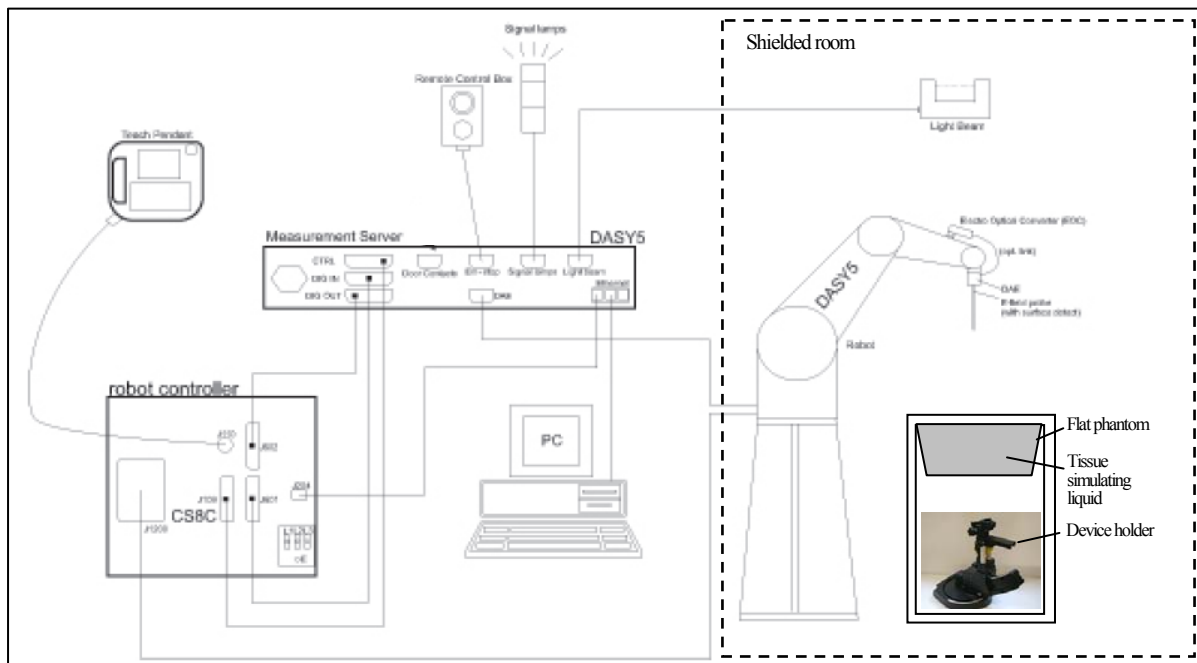
As for some calibrations performed after the tested dates, those test equipment have been controlled by means of an unbroken chains of calibrations.

All equipment is calibrated with valid calibrations. Each measurement data is traceable to the national or international standards.

[Test Item] SAR: Specific Absorption Rate, Ant.pwr: Antenna terminal conducted power

Appendix 3-2: Configuration and peripherals

These measurements were performed with the automated near-field scanning system DASY5 from Schmid & Partner Engineering AG (SPEAG). The system is based on a high precision robot, which positions the probes with a positional repeatability of better than ± 0.02 mm. Special E- and H-field probes have been developed for measurements close to material discontinuity, the sensors of which are directly loaded with a Schottky diode and connected via highly resistive lines to the data acquisition unit. The SAR measurements were conducted with the dosimetry probes EX3DV4 (manufactured by SPEAG), designed in the classical triangular configuration and optimized for dosimetric evaluation.



The DASY5 system for performing compliance tests consist of the following items:

1	A standard high precision 6-axis robot (Stäubli TX/RX family) with controller, teach pendant and software. An arm extension for accommodating the data acquisition electronics (DAE).
2	An isotropic field probe optimized and calibrated for the targeted measurement.
3	A data acquisition electronics (DAE) which performs the signal amplification, signal multiplexing, AD-conversion, offset measurements, mechanical surface detection, collision detection, etc. The unit is battery powered with standard or rechargeable batteries. The signal is optically transmitted to the EOC.
4	The Electro-optical converter (EOC) performs the conversion from optical to electrical signals for the digital communication to the DAE. To use optical surface detection, a special version of the EOC is required. The EOC signal is transmitted to the measurement server.
5	The function of the measurement server is to perform the time critical tasks such as signal filtering, control of the robot operation and fast movement interrupts.
6	The Light Beam used is for probe alignment. This improves the (absolute) accuracy of the probe positioning.
7	A computer running Win7 professional operating system and the DASY5 software.
8	R Remote control and teach pendant as well as additional circuitry for robot safety such as warning lamps, etc.
9	The phantom.
10	The device holder for EUT. (low-loss dielectric palette) (*. when it was used.)
11	Tissue simulating liquid mixed according to the given recipes.
12	Validation dipole kits allowing to validate the proper functioning of the system.

Appendix 3-3: Test system specification

TX60 Lspeag robot/CS8Cspeag-TX60 robot controller

- Number of Axes : 6
- Repeatability : $\pm 0.02\text{mm}$
- Manufacture : Stäubli Unimation Corp.

DASY5 Measurement server

- Features : The DASY5 measurement server is based on a PC/104 CPU board with a 400MHz intel ULV Celeron, 128MB chip-disk and 128MB RAM. The necessary circuits for communication with the DAE4 electronics box, as well as the 16 bit AD converter system for optical detection and digital I/O interface are contained on the DASY5 I/O board, which is directly connected to the PC/104 bus of the CPU board.
- Calibration : No calibration required.
- Manufacture : Schmid & Partner Engineering AG

Data Acquisition Electronic (DAE)

- Features : Signal amplifier, multiplexer, A/D converter and control logic. Serial optical link for communication with DASY5 embedded system (fully remote controlled). 2 step probe touch detector for mechanical surface detection and emergency robot stop (not in -R version)
- Measurement Range : $1\mu\text{V}$ to $> 200\text{mV}$ (16bit resolution and 2 range settings: 4mV, 400mV)
- Input Offset voltage : $< 1\mu\text{V}$ (with auto zero)
- Input Resistance : $200\text{M}\Omega$
- Battery Power : $> 10\text{hr}$ of operation (with two 9V battery)
- Manufacture : Schmid & Partner Engineering AG

Electro-Optical Converter (EOC61)

- Manufacture : Schmid & Partner Engineering AG

Light Beam Switch (LB5/80)

- Manufacture : Schmid & Partner Engineering AG

SAR measurement software

- Item : Dosimetric Assessment System DASY5
- Software version : DASY52, V8.2 B969
- Manufacture : Schmid & Partner Engineering AG

E-Field Probe


- Model : **EX3DV4 (serial number: 3679)**
- Construction : Symmetrical design with triangular core. Built-in shielding against static charges. PEEK enclosure material (resistant to organic solvents, e.g., DGBE).
- Frequency : 10MHz to 6GHz, Linearity: $\pm 0.2\text{ dB}$ (30MHz to 6GHz)
- Conversion Factors : 2.45, 5.2, 5.25, 5.30, 5.5, 5.6, 5.75, 5.8 GHz (Head)
2.45, 5.25, 5.6, 5.75 GHz (Body)
- Directivity : $\pm 0.3\text{ dB}$ in HSL (rotation around probe axis)
 $\pm 0.5\text{ dB}$ in tissue material (rotation normal to probe axis)
- Dynamic Range : $10\mu\text{W/g}$ to $> 100\text{ mW/g}$; Linearity: $\pm 0.2\text{ dB}$ (noise: typically $< 1\mu\text{W/g}$)
- Dimension : Overall length: 330mm (Tip: 20mm)
Tip diameter: 2.5mm (Body: 12mm)
Typical distance from probe tip to dipole centers: 1mm
- Application : High precision dosimetric measurement in any exposure scenario (e.g., very strong gradient fields). Only probe which enables compliance testing for frequencies up to 6GHz with precision of better 30%.
- Manufacture : Schmid & Partner Engineering AG

Phantom

- Type : **ELI 4.0 oval flat phantom**
- Shell Material : Fiberglass
- Shell Thickness : Bottom plate: $2 \pm 0.2\text{mm}$
- Dimensions : Bottom elliptical: 600x400mm, Depth: 190mm (Volume: Approx. 30 liters)
- Manufacture : Schmid & Partner Engineering AG

Device Holder

- Urethane foam
- KSDH-01: In combination with the ELI4, the Mounting Device enables the rotation of the mounted transmitter device in spherical coordinates. Transmitter devices can be easily and accurately positioned. The low-loss dielectric urethane foam was used for the mounting section of device holder.
 - Material : POM
 - Manufacture : Schmid & Partner Engineering AG
- SSDH-02: Device holder for the laptop computer.



Appendix 3-4: Simulated tissue composition and parameter confirmation

Liquid type	Body	Body	Head	Head
Control No.	KSLM245-01	KSLM580-02	KSLH245-01	KSLH580-04
Model No. / Product No.	MSL2450V2 / SL AAM 245 BA	MBBL3500-5800V5 / SL AAM 501 AB	HSL2450V2 / SL AAH 245 BA	HBBL 3500-5800V5 / SL AAH 502 AD
Ingredient: Mixture(%)	Water: 52-75%, DGBE: 25-48%, NaCl: <1.0%	Water: 60-80%, Ester/Emulsifiers/Inhibitors: 20-40%, Sodium salt: 0-1.5%	Water: 52-75%, DGBE: 25-48%, NaCl: <1.0%	Water: 50-65%, Mineral oil: 10-30%, Emulsifiers: 8-25%, Sodium salt: 0-1.5%
Manufacture	Schmid & Partner Engineering AG			

*. The dielectric parameters were checked prior to assessment using the DAK3.5 dielectric probe kit.

Measured date	Frequency [MHz]	Liquid type	Ambient [deg.C.] [%RH]	Liquid temp. [deg.C.] Before/After	Liquid Depth [mm]	Liquid parameters (*1)							ASAR (lg) [%] (*2)	
						Permittivity (εr) [-]			Limit [%]	Conductivity [S/m]				Limit [%]
						Target	Measured	Δεr [%]		Target	Measured	Δσ [%]		
February 10, 2016	5600 5750	Body	24/42	22.9/22.9	(146)	48.47 48.27	46.92 46.63	-3.2 -3.4	-5 ≤ εr-meas ≤ +5	5.766 5.942	6.010 6.215	+4.2 +4.6	-5 ≤ σ-meas ≤ +5	+0.45 +0.47
February 12, 2016	5250	Body	24/42	22.9/22.9	(146)	48.95	47.54	-2.9		5.358	5.530	+3.2		+0.47
February 15, 2016	5600 5750	Head	24/46	22.9/22.9	(149)	35.53 35.36	34.99 34.83	-1.5 -1.5	-5 ≤ εr-meas ≤ +5	5.065 5.219	4.915 5.070	-3.0 -2.9	-5 ≤ σ-meas ≤ +5	+0.44 +0.42
February 16, 2016	5250	Head	24/46	22.9/22.9	(149)	35.93	35.53	-1.1		4.706	4.536	-3.6		+0.34
February 23, 2016	2450	Head	25/45	23.8/23.8	(151)	39.2	37.98	-3.1	-5 ≤ εr-meas ≤ +5	1.80	1.860	+3.3	-5 ≤ σ-meas ≤ +5	+2.30
February 24, 2016	2450	Body	24/37	22.5/22.5	(153)	52.7	50.61	-4.0		1.95	2.020	+3.6		+2.62

1. The target value is a parameter defined in Appendix A of KDB865664 D01 (v01r04), the dielectric parameters suggested for head and body tissue simulating liquid are given at 2000, 2450, 3000 and 5800MHz. (The parameters of the head liquid are the same value as IEC 62209-2.) Parameters for the frequencies between 2000-3000, 3000-5800MHz were obtained using linear interpolation. Above 5800MHz were obtained using linear extrapolation.

*2. The coefficients are parameters defined in IEEE Std 1528-2013.

$$ASAR(lg) = C_{\epsilon r} \times \Delta \epsilon r + C_{\sigma} \times \Delta \sigma, C_{\epsilon r} = -7.854E-4 \times f^3 + 9.402E-3 \times f^2 - 2.742E-2 \times f + 0.2026 / C_{\sigma} = 9.804E-3 \times f^3 - 8.661E-2 \times f^2 + 2.981E-2 \times f + 0.7829$$

Appendix 3-5: Daily check results

Prior to the SAR assessment of EUT, the daily check (Daily check) was performed to test whether the SAR system was operating within its target of ±10%. The daily check results are in the table below. (* Refer to Appendix 3-7 of measurement data.)

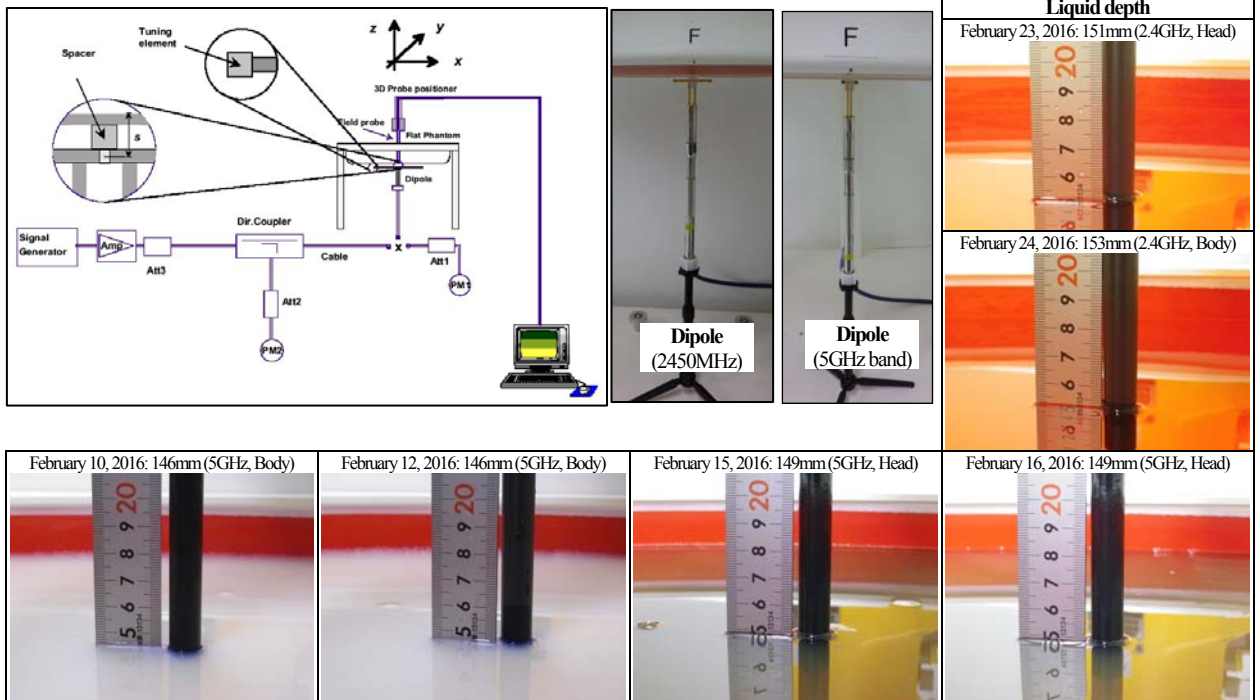
Daily check results																
Date	Freq. [MHz]	Liquid Type	Ambient [deg.C.] [%RH]	Liquid Temp. [deg.C.]			Liquid Depth [mm]	Dielectric parameter		Power drift [dB]	Daily check measured & target					
				Check	Before	After		εr [-]	σ [S/m]		SAR [W/kg] (*3)			Deviation [%]	Limit [%]	
											-	Measured	1W scaled			Target
February 10, 2016	5600	Body	24 ±1 /40 ±10	22.9	22.8	22.7	146	46.92	6.01	0.07	1g	7.98 (100mW) > ΔSAR-corrected: 7.94	79.4	none (*4)	-	-
	5750	Body	24 ±1 /40 ±10	22.9	22.6	22.6	146	46.63	6.215	0.02	1g	7.13 (100mW) > ΔSAR-corrected: 7.10	71.0	73.6 (*5)	+4.1	±10
February 12, 2016	5250	Body	24 ±1 /40 ±10	22.9	22.8	22.8	146	47.54	5.53	-0.09	1g	7.17 (100mW) > ΔSAR-corrected: 7.14	71.4	none (*4)	-	-
February 15, 2016	5600	Head	24 ±1 /40 ±10	22.9	22.7	22.6	149	34.99	4.915	-0.07	1g	7.99 (100mW) > ΔSAR-corrected: 7.96	79.6	81.4 (*5)	-2.2	±10
	5750	Head	24 ±1 /40 ±10	22.9	22.6	22.6	149	34.83	5.07	-0.04	1g	7.4 (100mW) > ΔSAR-corrected: 7.37	73.7	80.2 (*5)	-8.1	±10
February 16, 2016	5250	Head	24 ±1 /40 ±10	22.9	22.6	22.7	149	35.53	4.536	0.05	1g	7.71 (100mW) > ΔSAR-corrected: 7.68	76.8	79.4 (*5)	-3.3	±10
February 23, 2016	2450	Head	24.9/42	23.8	23.5	23.5	151	37.98	1.86	0.02	1g	13.6 (250mW) > ΔSAR-corrected: 13.29	53.16	52.4 (*4)	+1.5	±10
February 24, 2016	2450	Body	23.0/43	22.5	22.5	22.5	153	50.61	2.02	-0.03	1g	13.5 (250mW) > ΔSAR-corrected: 13.15	52.6	51.2 (*5)	+2.7	±10
												none (*4)	-	-		

*. Calculating formula: ΔSAR corrected SAR (W/kg) = (Measured SAR (W/kg)) × (100 - (ΔSAR(%))) / 100

*3. The measured SAR value of daily check was compensated for tissue dielectric deviations (delta-SAR) and scaled to 1W of output power in order to compare with the manufacturer's calibration target value which was normalized.

*4. The target value (normalized to 1W) is defined in IEEE Std.1528.

*5. The target value is a parameter defined in the calibration data sheet of D2450V2 (sn:822) and D5GHzV2 (sn:1070) dipole calibrated by Schmid & Partner Engineering AG (Certification No. D2450V2-822_Jan16 / D5GHzV2-1070_Mar15/2, the data sheet was filed in this report). For 2.45GHz, the manufacturer's calibration data of dipole for head liquid were within 1% of IEEE Std 1528 head liquid target value (=52.4W/kg, cal.=51.4W/kg, -1.9% vs. standard). This calibration result is enough, using this dipole as a reference. We decided to use body liquid calibration data of this dipole for the daily check target.



Test setup for the Daily check

Appendix 3-6: Daily check uncertainty

Uncertainty of Daily check (2.4~6GHz) (*ε&σ tolerance: ≤±5%, DAK3.5, CW) (v08)							1g SAR	10g SAR	
Combined measurement uncertainty of the measurement system (k=1)							± 11.0 %	± 10.9 %	
Expanded uncertainty (k=2)							± 22.1 %	± 21.8 %	
	Error Description (v08)	Uncertainty Value	Probability distribution	Divisor	ci (1g)	ci (10g)	ui (1g)	ui (10g)	V _i , v _{eff}
A	Measurement System (DASY5)						(std. uncertainty)	(std. uncertainty)	
1	Probe Calibration Error (2.45,5.2,5.3,5.5,5.6,5.8GHz±100MHz)	±6.55 %	Normal	1	1	1	±6.55 %	±6.55 %	∞
2	Axial isotropy error	±4.7 %	Rectangular	√3	√0.5	√0.5	±1.9 %	±1.9 %	∞
3	Hemispherical isotropy error	±9.6 %	Rectangular	√3	0	0	0 %	0 %	∞
4	Probe linearity	±4.7 %	Rectangular	√3	1	1	±2.7 %	±2.7 %	∞
5	Probe modulation response (CW)	±0.0 %	Rectangular	√3	1	1	0 %	0 %	∞
6	System detection limit	±1.0 %	Rectangular	√3	1	1	±0.6 %	±0.6 %	∞
7	Boundary effects	±4.8 %	Rectangular	√3	1	1	±2.8 %	±2.8 %	∞
8	System readout electronics (DAE)	±0.3 %	Normal	1	1	1	±0.3 %	±0.3 %	∞
9	Response Time Error (<5ms/100ms wait)	±0.0 %	Rectangular	√3	1	1	0 %	0 %	∞
10	Integration Time Error (CW)	±0.0 %	Rectangular	√3	1	1	0 %	0 %	∞
11	RF ambient conditions-noise	±3.0 %	Rectangular	√3	1	1	±1.7 %	±1.7 %	∞
12	RF ambient conditions-reflections	±3.0 %	Rectangular	√3	1	1	±1.7 %	±1.7 %	∞
13	Probe positioner mechanical tolerance	±3.3 %	Rectangular	√3	1	1	±1.9 %	±1.9 %	∞
14	Probe positioning with respect to phantom shell	±6.7 %	Rectangular	√3	1	1	±3.9 %	±3.9 %	∞
15	Max. SAR evaluation (Post-processing)	±4.0 %	Rectangular	√3	1	1	±2.3 %	±2.3 %	∞
B	Test Sample Related								
16	Deviation of the experimental source	±3.5 %	Normal	1	1	1	±3.5 %	±3.5 %	∞
17	Dipole to liquid distance (10mm±0.2mm,<2deg.)	±2.0 %	Rectangular	√3	1	1	±1.2 %	±1.2 %	∞
18	Drift of output power (measured, <0.2dB)	±2.3 %	Rectangular	√3	1	1	±1.3 %	±1.3 %	∞
C	Phantom and Setup								
19	Phantom uncertainty	±2.0 %	Rectangular	√3	1	1	±1.2 %	±1.2 %	∞
20	Algorithm for correcting SAR (ε',σ: ≤5%)	±1.2 %	Normal	1	1	0.84	±1.2 %	±0.97 %	∞
21	Liquid conductivity (meas.) (DAK3.5)	±3.0 %	Normal	1	0.78	0.71	±2.3 %	±2.1 %	∞
22	Liquid permittivity (meas.) (DAK3.5)	±3.1 %	Normal	1	0.23	0.26	±0.7 %	±0.8 %	∞
23	Liquid Conductivity-temp.uncertainty (≤2deg.C.)	±5.3 %	Rectangular	√3	0.78	0.71	±2.4 %	±2.2 %	∞
24	Liquid Permittivity-temp.uncertainty (≤2deg.C.)	±0.9 %	Rectangular	√3	0.23	0.26	±0.1 %	±0.1 %	∞
	Combined Standard Uncertainty						±11.0 %	±10.9 %	
	Expanded Uncertainty (k=2)						±22.1 %	±21.8 %	

* This measurement uncertainty budget is suggested by IEEE Std. 1528(2013) and determined by Schmid & Partner Engineering AG (DASY5 Uncertainty Budget).

Appendix 3-7: Daily check measurement data

EUT: Dipole(5GHz); Type: D5GHZV2; Serial: 1070; Forward conducted power: 100mW

Communication System: CW (*. Frame Length in ms: 0; PAR: 0; PMF: 1); **Frequency: 5600 MHz; Crest Factor: 1.0**

Medium: MSL5800; Medium parameters used: f = 5600 MHz; $\sigma = 6.01$ S/m; $\epsilon_r = 46.92$; $\rho = 1000$ kg/m³

Measurement Standard: DASY5 (IEEE/IEC/ANSI C63.19-2007)

DASY Configuration: -Probe: EX3DV4 - SN3907; ConvF(3.78, 3.78, 3.78); Calibrated: 2015/04/23; -DASY52 52.8.8(1222); SEMCAD X 14.6.10(7331)
 -Sensor-Surface: 1.4mm (Mechanical Surface Detection), z = 1.0, 25.0, 156.0 -Electronics: DAE4 Sn626; Calibrated: 2015/09/15
 -Phantom: ELI v4.0; Type: QDOVA001BA; Serial: 1059; Phantom section: Flat Section

Area:60x60,stp10 (7x7x1): Measurement grid: dx=10mm, dy=10mm; Maximum value of SAR (measured) = 20.6 W/kg

Area:60x60,stp10 (61x61x1): Interpolated grid: dx=1.000 mm, dy=1.000 mm; Maximum value of SAR (interpolated) = 20.7 W/kg

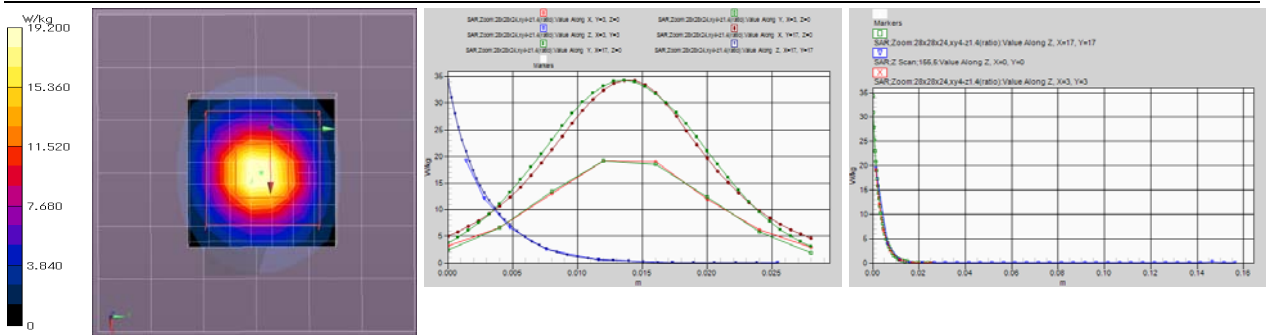
Z Scan;155.5 (1x1x32): Measurement grid: dx=20mm, dy=20mm, dz=5mm; Maximum value of SAR (measured) = 19.4 W/kg

Zoom:28x28x24,xy4-z1.4(ratio) (8x8x7)/Cube 0: Measurement grid: dx=4mm, dy=4mm, dz=1.4mm;

Reference Value = 67.41 V/m; Power Drift = 0.07 dB; Maximum value of SAR (measured) = 19.2 W/kg

Peak SAR (extrapolated) = 34.3 W/kg (+2.4% vs. speag-cal.=33.5 W/kg)

SAR(1 g) = 7.98 W/kg; SAR(10 g) = 2.21 W/kg



Remarks: * Date tested: 2016/02/10; Tested by: Hiroshi Naka; Tested place: No.7 shielded room,
 * liquid depth: 146 mm; Position: distance of dipole to phantom: 8mm (10mm to liquid); ambient: 24.0 ± 1 deg.C. / 40 ± 10 %RH,
 * liquid temperature: 22.8(start)/22.7(end)/22.9(in check) deg.C.; *. White cubic: zoom scan area, Red cubic: big=SAR(10g)/small=SAR(1g)

EUT: Dipole(5GHz); Type: D5GHZV2; Serial: 1070; Forward conducted power: 100mW

Communication System: CW (*. Frame Length in ms: 0; PAR: 0; PMF: 1); **Frequency: 5750 MHz; Crest Factor: 1.0**

Medium: MSL5800; Medium parameters used: f = 5750 MHz; $\sigma = 6.215$ S/m; $\epsilon_r = 46.63$; $\rho = 1000$ kg/m³

Measurement Standard: DASY5 (IEEE/IEC/ANSI C63.19-2007)

DASY Configuration: -Probe: EX3DV4 - SN3907; ConvF(4.06, 4.06, 4.06); Calibrated: 2015/04/23; -DASY52 52.8.8(1222); SEMCAD X 14.6.10(7331)
 -Sensor-Surface: 1.4mm (Mechanical Surface Detection), z = 1.0, 25.0, 156.0 -Electronics: DAE4 Sn626; Calibrated: 2015/09/15
 -Phantom: ELI v4.0; Type: QDOVA001BA; Serial: 1059; Phantom section: Flat Section

Area:60x60,stp10 (7x7x1): Measurement grid: dx=10mm, dy=10mm; Maximum value of SAR (measured) = 18.5 W/kg

Area:60x60,stp10 (61x61x1): Interpolated grid: dx=1.000 mm, dy=1.000 mm; Maximum value of SAR (interpolated) = 18.6 W/kg

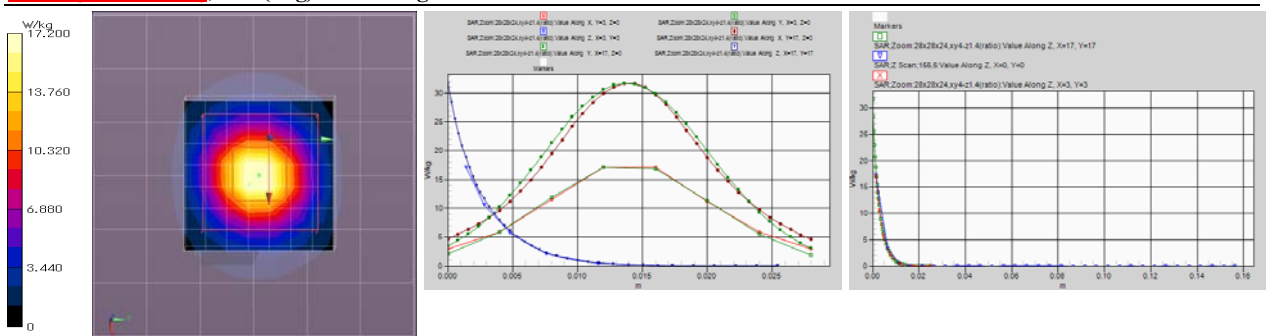
Z Scan;155.5 (1x1x32): Measurement grid: dx=20mm, dy=20mm, dz=5mm; Maximum value of SAR (measured) = 17.3 W/kg

Zoom:28x28x24,xy4-z1.4(ratio) (8x8x7)/Cube 0: Measurement grid: dx=4mm, dy=4mm, dz=1.4mm;

Reference Value = 62.85 V/m; Power Drift = 0.02 dB; Maximum value of SAR (measured) = 17.2 W/kg

Peak SAR (extrapolated) = 31.7 W/kg (-4.8% vs. speag-cal.=33.3 W/kg)

SAR(1 g) = 7.13 W/kg; SAR(10 g) = 1.99 W/kg



Remarks: * Date tested: 2016/02/10; Tested by: Hiroshi Naka; Tested place: No.7 shielded room,
 * liquid depth: 146 mm; Position: distance of dipole to phantom: 8mm (10mm to liquid); ambient: 24.0 ± 1 deg.C. / 40 ± 10 %RH,
 * liquid temperature: 22.8(start)/22.7(end)/22.9(in check) deg.C.; *. White cubic: zoom scan area, Red cubic: big=SAR(10g)/small=SAR(1g)

UL Japan, Inc.

Shonan EMC Lab.

1-22-3 Megumigaoka, Hiratsuka-shi, Kanagawa-ken, 259-1220 JAPAN

Telephone: +81 463 50 6400 / Facsimile: +81 463 50 6401

Appendix 3-7: Daily check measurement data (cont'd)

EUT: Dipole(5GHz); Type: D5GHZV2; Serial: 1070; Forward conducted power: 100mW

Communication System: CW (*. Frame Length in ms: 0; PAR: 0; PMF: 1); **Frequency: 5250 MHz; Crest Factor: 1.0**

Medium: MSL5800; Medium parameters used: f = 5250 MHz; $\sigma = 5.53$ S/m; $\epsilon_r = 47.54$; $\rho = 1000$ kg/m³

Measurement Standard: DASY5 (IEEE/IEC/ANSI C63.19-2007)

DASY Configuration: -Probe: EX3DV4 - SN3907; ConvF(4.53, 4.53, 4.53); Calibrated: 2015/04/23; -DASY52 52.8.8(1222); SEMCAD X 14.6.10(7331)
 -Sensor-Surface: 1.4mm (Mechanical Surface Detection), z = 1.0, 25.0, 156.0 -Electronics: DAE4 Sn626; Calibrated: 2015/09/15
 -Phantom: ELI v4.0; Type: QDOVA001BA; Serial: 1059; Phantom section: Flat Section

Area:60x60,stp10 (7x7x1): Measurement grid: dx=10mm, dy=10mm; Maximum value of SAR (measured) = 18.4 W/kg

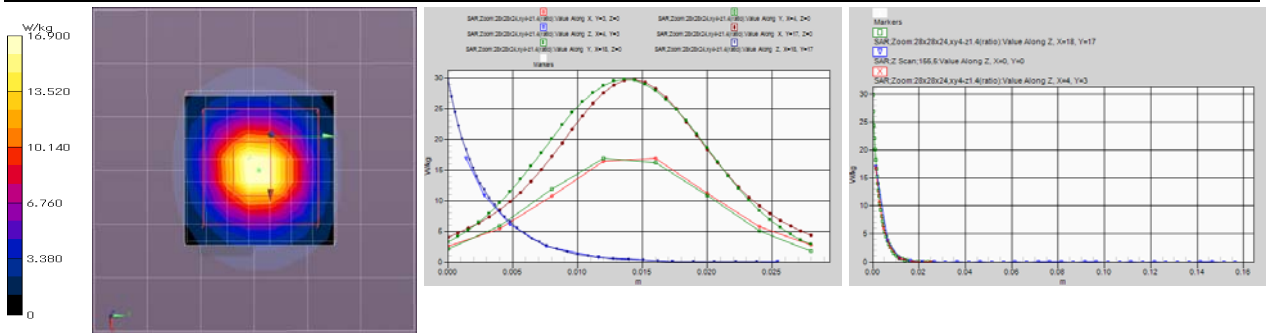
Area:60x60,stp10 (61x61x1): Interpolated grid: dx=1.000 mm, dy=1.000 mm; Maximum value of SAR (interpolated) = 18.4 W/kg

Z Scan;155.5 (1x1x32): Measurement grid: dx=20mm, dy=20mm, dz=5mm; Maximum value of SAR (measured) = 17.0 W/kg

Zoom:28x28x24,xy4-z1.4(ratio) (8x8x7)/Cube 0: Measurement grid: dx=4mm, dy=4mm, dz=1.4mm;
 Reference Value = 64.31 V/m; Power Drift = -0.09 dB; Maximum value of SAR (measured) = 16.9 W/kg

Peak SAR (extrapolated) = 29.8 W/kg (+0.3 % vs. speag-cal.=29.7 W/kg)

SAR(1 g) = 7.17 W/kg; SAR(10 g) = 2.02 W/kg



Remarks: * Date tested: 2016/02/12; Tested by: Hiroshi Naka; Tested place: No.7 shielded room,
 * liquid depth: 146 mm; Position: distance of dipole to phantom: 8mm (10mm to liquid); ambient: 24.0 ± 1 deg.C. / 40 ± 10 %RH,
 * liquid temperature: 22.8(start)/22.8(end)/22.9(in check) deg.C.; * White cubic: zoom scan area, Red cubic: big=SAR(10g)/small=SAR(1g)

EUT: Dipole(5GHz); Type: D5GHZV2; Serial: 1070; Forward conducted power: 100mW

Communication System: CW (*. Frame Length in ms: 0; PAR: 0; PMF: 1); **Frequency: 5600 MHz; Crest Factor: 1.0**

Medium: HSL5GHZ; Medium parameters used: f = 5600 MHz; $\sigma = 4.915$ S/m; $\epsilon_r = 34.99$; $\rho = 1000$ kg/m³

Measurement Standard: DASY5 (IEEE/IEC/ANSI C63.19-2007)

DASY Configuration: -Probe: EX3DV4 - SN3907; ConvF(4.61, 4.61, 4.61); Calibrated: 2015/04/23; -DASY52 52.8.8(1222); SEMCAD X 14.6.10(7331)
 -Sensor-Surface: 1.4mm (Mechanical Surface Detection), z = 1.0, 25.0, 156.0 -Electronics: DAE4 Sn626; Calibrated: 2015/09/15
 -Phantom: ELI v4.0; Type: QDOVA001BA; Serial: 1059; Phantom section: Flat Section

Area:60x60,stp10 (7x7x1): Measurement grid: dx=10mm, dy=10mm; Maximum value of SAR (measured) = 20.8 W/kg

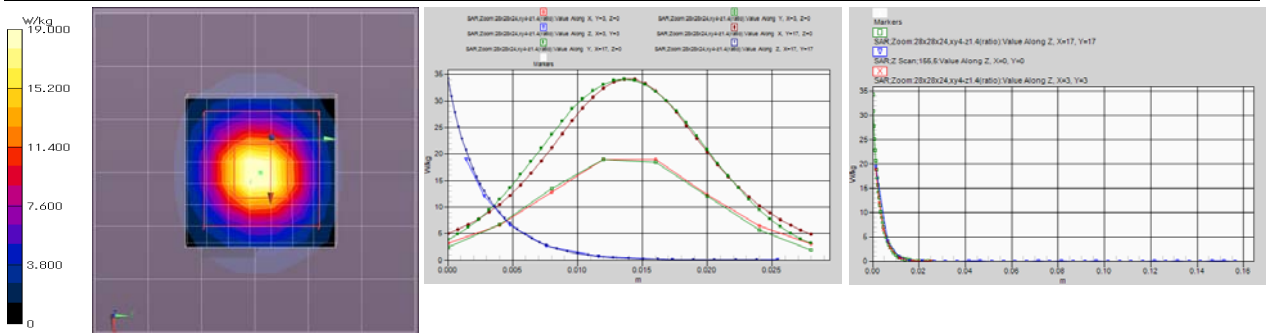
Area:60x60,stp10 (61x61x1): Interpolated grid: dx=1.000 mm, dy=1.000 mm; Maximum value of SAR (interpolated) = 20.9 W/kg

Z Scan;155.5 (1x1x32): Measurement grid: dx=20mm, dy=20mm, dz=5mm; Maximum value of SAR (measured) = 19.4 W/kg

Zoom:28x28x24,xy4-z1.4(ratio) (8x8x7)/Cube 0: Measurement grid: dx=4mm, dy=4mm, dz=1.4mm;
 Reference Value = 71.17 V/m; Power Drift = -0.07 dB; Maximum value of SAR (measured) = 19.0 W/kg

Peak SAR (extrapolated) = 34.2 W/kg (+5.9 % vs. speag-cal.=32.3 W/kg)

SAR(1 g) = 7.99 W/kg; SAR(10 g) = 2.27 W/kg



Remarks: * Date tested: 2016/02/15; Tested by: Hiroshi Naka; Tested place: No.7 shielded room,
 * liquid depth: 149 mm; Position: distance of dipole to phantom: 8mm (10mm to liquid); ambient: 24.0 ± 1 deg.C. / 40 ± 10 %RH,
 * liquid temperature: 22.7(start)/22.6(end)/22.9(in check) deg.C.; * White cubic: zoom scan area, Red cubic: big=SAR(10g)/small=SAR(1g)

UL Japan, Inc.

Shonan EMC Lab.

1-22-3 Megumigaoka, Hiratsuka-shi, Kanagawa-ken, 259-1220 JAPAN

Telephone: +81 463 50 6400 / Facsimile: +81 463 50 6401

Appendix 3-7: Daily check measurement data (cont'd)

EUT: Dipole(5GHz); Type: D5GHZV2; Serial: 1070; Forward conducted power: 100mW

Communication System: CW (*. Frame Length in ms: 0; PAR: 0; PMF: 1); **Frequency: 5750 MHz; Crest Factor: 1.0**

Medium: HSL5GHz; Medium parameters used: f = 5750 MHz; $\sigma = 5.07$ S/m; $\epsilon_r = 34.83$; $\rho = 1000$ kg/m³

Measurement Standard: DASY5 (IEEE/IEC/ANSI C63.19-2007)

DASY Configuration: -Probe: EX3DV4 - SN3907; ConvF(4.66, 4.66, 4.66); Calibrated: 2015/04/23; -DASY52 52.8.8(1222); SEMCAD X 14.6.10(7331)
 -Sensor-Surface: 1.4mm (Mechanical Surface Detection), z = 1.0, 25.0, 156.0 -Electronics: DAE4 Sn626; Calibrated: 2015/09/15
 -Phantom: ELL v4.0; Type: QDOVA001BA; Serial: 1059; Phantom section: Flat Section

Area:60x60,stp10 (7x7x1): Measurement grid: dx=10mm, dy=10mm; Maximum value of SAR (measured) = 19.1 W/kg

Area:60x60,stp10 (61x61x1): Interpolated grid: dx=1.000 mm, dy=1.000 mm; Maximum value of SAR (interpolated) = 19.1 W/kg

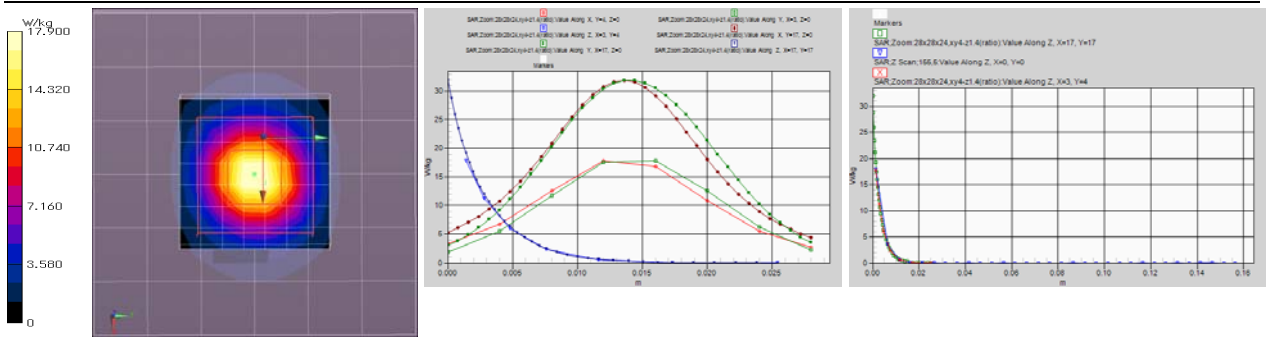
Z Scan:155,5 (1x1x32): Measurement grid: dx=20mm, dy=20mm, dz=5mm; Maximum value of SAR (measured) = 17.9 W/kg

Zoom:28x28x24,xy4-z1.4(ratio) (8x8x7)/Cube 0: Measurement grid: dx=4mm, dy=4mm, dz=1.4mm;

Reference Value = 68.48 V/m; Power Drift = -0.04 dB; Maximum value of SAR (measured) = 17.9 W/kg

Peak SAR (extrapolated) = 31.9 W/kg (-3.6% vs. speag-cal.=33.1 W/kg)

SAR(1 g) = 7.4 W/kg; SAR(10 g) = 2.09 W/kg



Remarks: * Date tested: 2016/02/15; Tested by: Hiroshi Naka; Tested place: No.7 shielded room,
 * liquid depth: 149 mm; Position: distance of dipole to phantom: 8mm (10mm to liquid); ambient: 24.0 ± 1 deg.C. / 40 ± 10 %RH,
 * liquid temperature: 22.6(start)/22.6(end)/22.9(in check) deg.C.; * White cubic: zoom scan area, Red cubic: big=SAR(10g)/small=SAR(1g)

EUT: Dipole(5GHz); Type: D5GHZV2; Serial: 1070; Forward conducted power: 100mW

Communication System: CW (*. Frame Length in ms: 0; PAR: 0; PMF: 1); **Frequency: 5250 MHz; Crest Factor: 1.0**

Medium: HSL5GHz; Medium parameters used: f = 5250 MHz; $\sigma = 4.536$ S/m; $\epsilon_r = 35.53$; $\rho = 1000$ kg/m³

Measurement Standard: DASY5 (IEEE/IEC/ANSI C63.19-2007)

DASY Configuration: -Probe: EX3DV4 - SN3907; ConvF(5.04, 5.04, 5.04); Calibrated: 2015/04/23; -DASY52 52.8.8(1222); SEMCAD X 14.6.10(7331)
 -Sensor-Surface: 1.4mm (Mechanical Surface Detection), z = 1.0, 25.0, 156.0 -Electronics: DAE4 Sn626; Calibrated: 2015/09/15
 -Phantom: ELL v4.0; Type: QDOVA001BA; Serial: 1059; Phantom section: Flat Section

Area:60x60,stp10 (7x7x1): Measurement grid: dx=10mm, dy=10mm; Maximum value of SAR (measured) = 19.1 W/kg

Area:60x60,stp10 (61x61x1): Interpolated grid: dx=1.000 mm, dy=1.000 mm; Maximum value of SAR (interpolated) = 19.3 W/kg

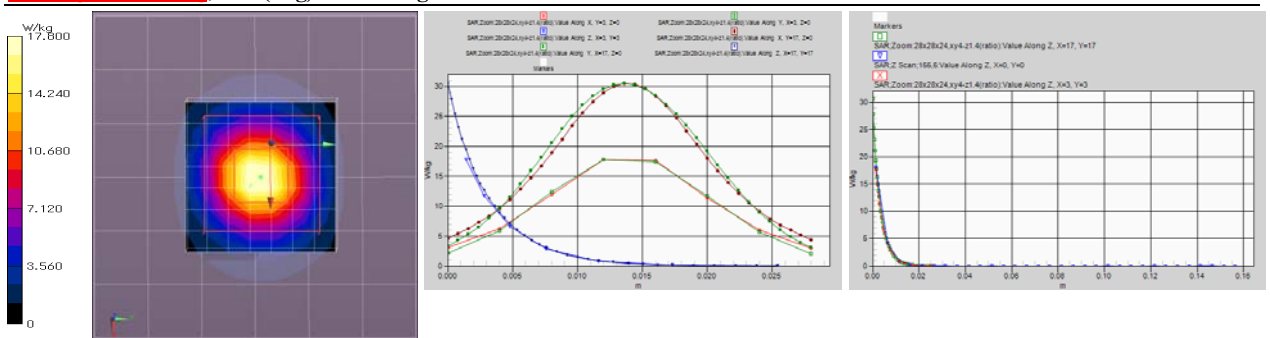
Z Scan:155,5 (1x1x32): Measurement grid: dx=20mm, dy=20mm, dz=5mm; Maximum value of SAR (measured) = 18.1 W/kg

Zoom:28x28x24,xy4-z1.4(ratio) (8x8x7)/Cube 0: Measurement grid: dx=4mm, dy=4mm, dz=1.4mm;

Reference Value = 71.18 V/m; Power Drift = 0.05 dB; Maximum value of SAR (measured) = 17.8 W/kg

Peak SAR (extrapolated) = 30.6 W/kg (+4.8% vs. speag-cal.=29.2 W/kg)

SAR(1 g) = 7.71 W/kg; SAR(10 g) = 2.22 W/kg



Remarks: * Date tested: 2016/02/15; Tested by: Hiroshi Naka; Tested place: No.7 shielded room,
 * liquid depth: 149 mm; Position: distance of dipole to phantom: 8mm (10mm to liquid); ambient: 24.0 ± 1 deg.C. / 40 ± 10 %RH,
 * liquid temperature: 22.6(start)/22.7(end)/22.9(in check) deg.C.; * White cubic: zoom scan area, Red cubic: big=SAR(10g)/small=SAR(1g)

Appendix 3-7: Daily check measurement data (cont'd)

EUT: Dipole(2.45GHz); Type: D2450V2; Serial: 822; Forward conducted power: 250mW

Communication System: CW (*. Frame Length in ms: 0; PAR: 0; PMF: 1); **Frequency: 2450 MHz; Crest Factor: 1.0**

Medium: HSL2450; Medium parameters used: f = 2450 MHz; $\sigma = 1.86$ S/m; $\epsilon_r = 37.98$; $\rho = 1000$ kg/m³

Measurement Standard: DASYS (IEEE/IEC/ANSI C63.19-2007)

DASY Configuration: -Probe: EX3DV4 - SN3907; ConvF(7, 7, 7); Calibrated: 2015/04/23; -DASY52 52.8.8(1222); SEMCAD X 14.6.10(7331)

-Sensor-Surface: 2mm (Mechanical Surface Detection), z = 1.0, 31.0, 161.0

-Electronics: DAE4 Sn626; Calibrated: 2015/09/15

-Phantom: ELI v4.0; Type: QDOVA001BA; Serial: 1059; Phantom section: Flat Section

Area Scan:60x60,stp15 (5x5x1): Measurement grid: dx=15mm, dy=15mm; Maximum value of SAR (measured) = 21.1 W/kg

Area Scan:60x60,stp15 (41x41x1): Interpolated grid: dx=1.500 mm, dy=1.500 mm; Maximum value of SAR (interpolated) = 21.1 W/kg

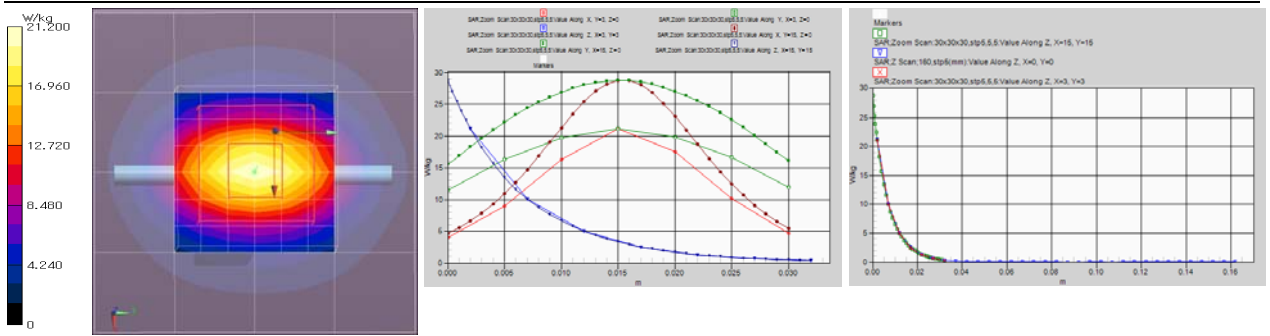
Z Scan:160,stp5(mm) (1x1x33): Measurement grid: dx=20mm, dy=20mm, dz=5mm; Maximum value of SAR (measured) = 21.2 W/kg

Zoom Scan:30x30x30,stp5,5,5 (7x7x7)/Cube 0: Measurement grid: dx=5mm, dy=5mm, dz=5mm;

Reference Value = 108.3 V/m; Power Drift = 0.02 dB; Maximum value of SAR (measured) = 21.2 W/kg

Peak SAR (extrapolated) = 28.8 W/kg (+10.8 % vs. std.EN62209-2=26 W/kg)

SAR(1 g) = 13.6 W/kg; SAR(10 g) = 6.28 W/kg



Remarks: * Date tested: 2016/02/23; Tested by: Hiroshi Naka; Tested place: No.7 shielded room,
 * liquid depth: 151 mm; Position: distance of dipole to phantom: 8mm (10mm to liquid); ambient: 24.9 deg.C. / 42 %RH,
 * liquid temperature: 23.5(start)/23.5(end)/23.8(in check) deg.C.; * White cubic: zoom scan area, Red cubic: big=SAR(10g)/small=SAR(1g)

EUT: Dipole(2.45GHz); Type: D2450V2; Serial: 822; Forward conducted power: 250mW

Communication System: CW (*. Frame Length in ms: 0; PAR: 0; PMF: 1); **Frequency: 2450 MHz; Crest Factor: 1.0**

Medium: M2450(0224); Medium parameters used: f = 2450 MHz; $\sigma = 2.02$ S/m; $\epsilon_r = 50.61$; $\rho = 1000$ kg/m³

Measurement Standard: DASYS (IEEE/IEC/ANSI C63.19-2007)

DASY Configuration: -Probe: EX3DV4 - SN3907; ConvF(7.17, 7.17, 7.17); Calibrated: 2015/04/23; -DASY52 52.8.8(1222); SEMCAD X 14.6.10(7331)

-Sensor-Surface: 2mm (Mechanical Surface Detection), z = 1.0, 31.0, 161.0

-Electronics: DAE4 Sn626; Calibrated: 2015/09/15

-Phantom: ELI v4.0; Type: QDOVA001BA; Serial: 1059; Phantom section: Flat Section

Area Scan:60x60,stp15 (5x5x1): Measurement grid: dx=15mm, dy=15mm; Maximum value of SAR (measured) = 20.3 W/kg

Area Scan:60x60,stp15 (41x41x1): Interpolated grid: dx=1.500 mm, dy=1.500 mm; Maximum value of SAR (interpolated) = 20.3 W/kg

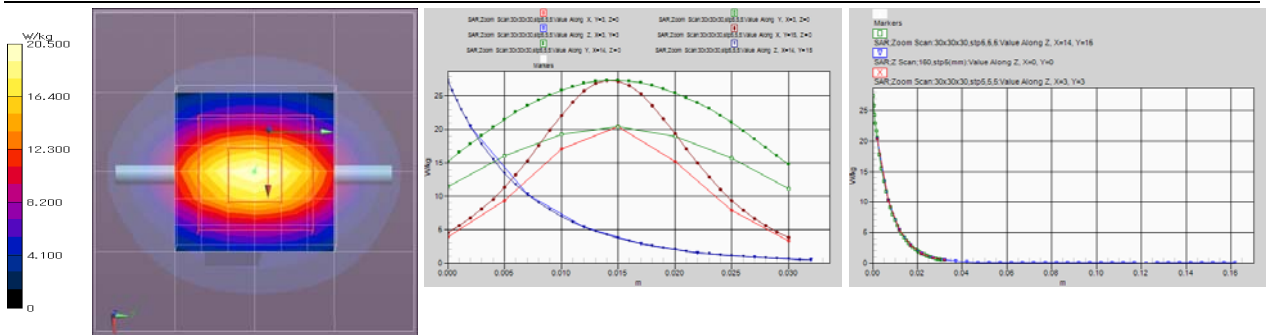
Z Scan:160,stp5(mm) (1x1x33): Measurement grid: dx=20mm, dy=20mm, dz=5mm; Maximum value of SAR (measured) = 20.5 W/kg

Zoom Scan:30x30x30,stp5,5,5 (7x7x7)/Cube 0: Measurement grid: dx=5mm, dy=5mm, dz=5mm;

Reference Value = 102.2 V/m; Power Drift = -0.03 dB; Maximum value of SAR (measured) = 20.5 W/kg

Peak SAR (extrapolated) = 27.4 W/kg (+4.2 % vs. speag-cal.=26.3 W/kg)

SAR(1 g) = 13.5 W/kg; SAR(10 g) = 6.26 W/kg



Remarks: * Date tested: 2016/02/24; Tested by: Hiroshi Naka; Tested place: No.7 shielded room,
 * liquid depth: 153 mm; Position: distance of dipole to phantom: 8mm (10mm to liquid); ambient: 23.0 deg.C. / 43 %RH,
 * liquid temperature: 22.5(start)/22.5(end)/22.5(in check) deg.C.; * White cubic: zoom scan area, Red cubic: big=SAR(10g)/small=SAR(1g)

UL Japan, Inc.

Shonan EMC Lab.

1-22-3 Megumigaoka, Hiratsuka-shi, Kanagawa-ken, 259-1220 JAPAN

Telephone: +81 463 50 6400 / Facsimile: +81 463 50 6401