


Appendix 1-3: EUT and support equipment



Description of EUT and Support Equipment

No.	Item	Model number	Serial number	Manufacturer	Remark
A	Flat Panel Sensor	DR-ID1200 FLAT PANEL SENSOR DR-ID1213SE	W120002	FUJIFILM	EUT.
(With the following wireless LAN module.)					
-	Wireless LAN module	SX-PCEAN(FF-E)	0080926D3A0F	Silex Technology, Inc.	
B1, B2, B3	Battery Pack	BJ-LF20001AA	01(B1), 02(B2), 03(B3)	Panasonic Automotive & Industrial Systems Company	Support equipment.
C	Laptop PC (#KSPC-03)	ThinkPad T42 (Type 2373-L32)	L3-NHT3R_05/07	lenovo	Support equipment.
D	AC Adaptor	08K8208	11S08K8208Z1Z9MA5668XB	lenovo	Support equipment.
E	Battery Charger	FP2560A	#1	Futaba Electric	Support equipment.
F	AC Adaptor	FP2495A	000008F	Telecommunication Co., Ltd.	Support equipment.

List of cables used



















No.	Name	Length (m)	Shield
①	LAN remote cable	0.8	Unshielded
②	LAN cable (CAT6)	3	Unshielded
③	DC cable (AC adaptor)	1.8	Unshielded

No.	Name	Length (m)	Shield
④	AC cable (AC adaptor)	2	Unshielded
⑤	DC cable (AC adaptor)	1.4	Unshielded
⑥	AC cable (AC adaptor)	1.7	Unshielded

Appendix 1-4: Photograph of SAR test setup

Position	Setup photographs (2.4GHz band, Body liquid)		
Front (Patient side) (antenna #0) (Touch)			
Front (Patient side) (antenna #1) (Touch)			

Appendix 1-4: Photograph of SAR test setup (cont'd)

Position	Setup photographs (5GHz band, Body liquid)		
Front (Patient side) (antenna #0) (Touch)			
			
Front (Patient side) (antenna #1) (Touch)			
			
Position	Setup photographs (5GHz band, Head liquid)		
Front (Patient side) (antenna #0) (Touch)			
			
Front (Patient side) (antenna #1) (Touch)	