



APPENDIX 1: Photographs of test setup

Appendix 1-1: Photograph of EUT and antenna position




*. Size of EUT: 464.5 (width) × 516.7 (depth) × 18 (height) [mm]

Appendix 1-1: Photograph of EUT and antenna position (cont'd)



Appendix 1-2: EUT and support equipment



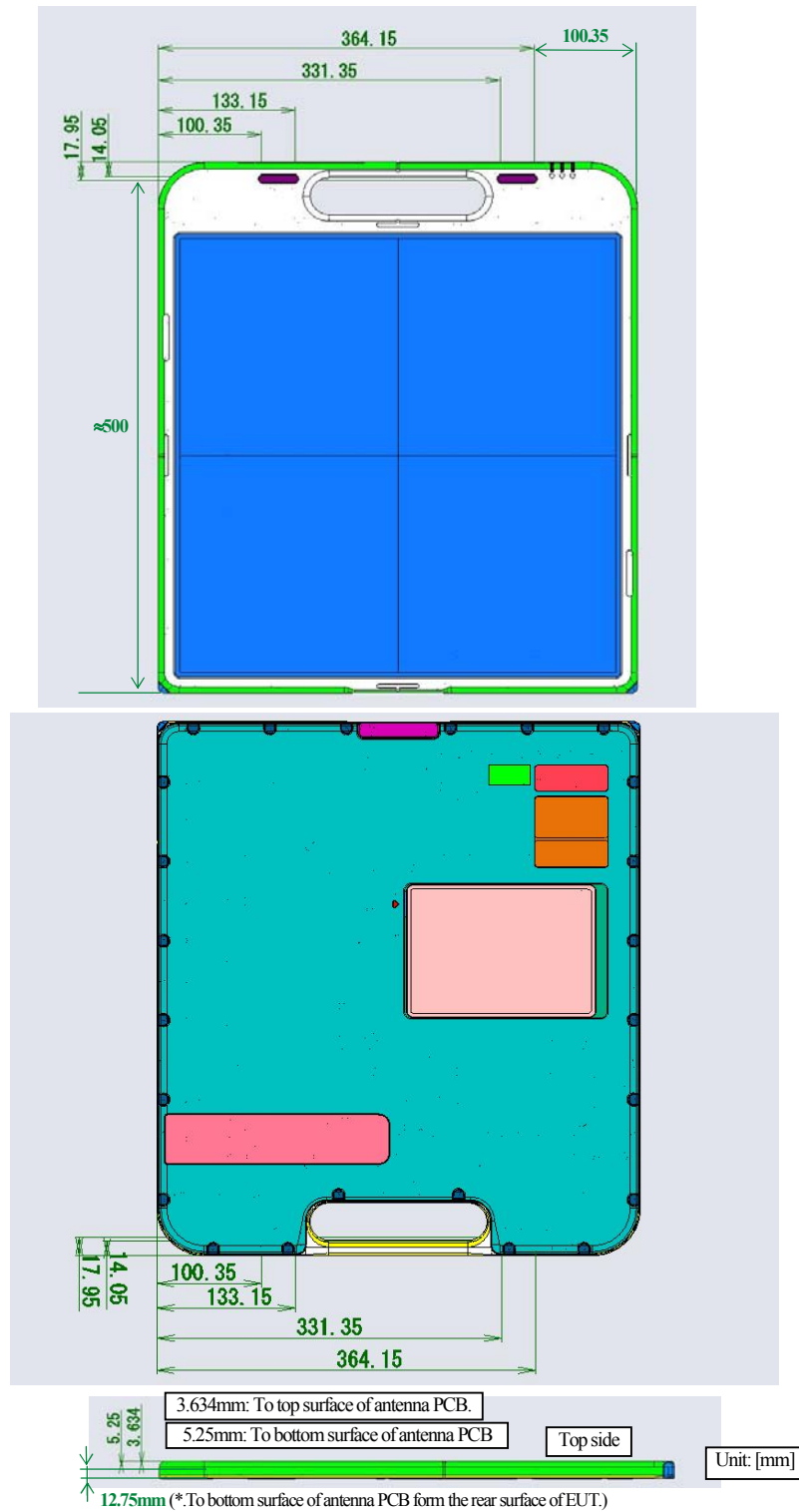
Description of EUT and Support Equipment

No.	Item	Model number	Serial number	Manufacturer	Remark
A	Flat Panel Sensor	DR-ID 911SE	H121014	FUJIFILM	EUT.
B1,B2,B3	Battery Pack	125N100050	01(B1), 02(B2), 03(B3)	FUJIFILM	Support equipment.
C	Power Supply Unit	DR-ID 900MP	12	FUJIFILM	Support equipment.
D	Battery Charger	125N100052	F0002688	FUJIFILM	Support equipment.
E	AC Adaptor	125Y100057	A000027F	FUJIFILM	Support equipment.
F	Note PC	Latitude E5500	33406843389	DELL	Support equipment. (ULJ: SRE-02)

List of cables used





No.	Name	Length (m)	Shield
①	SE cable	10	Shielded
②	LAN cable	1	Unshielded
③	AC cable	1.9	Unshielded

Appendix 1-3: Drawing information



*. Size of EUT: 464.5 (width) × 516.7 (depth) × 18 (height) [mm]

Appendix 1-4: Photograph of test setup

Position	Setup photographs	
Front (Patient side) (Antenna #0, #1) (separation distance= 0mm) Step 1-1 ~1-5, Clause 7.1		
Rear (Antenna #0, #1) (separation distance= 0mm)		
Top (Antenna #0, #1) (separation distance= 0mm)	