



Note to Adults

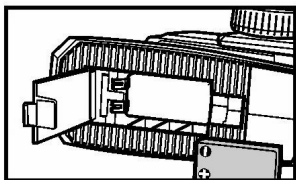
CAUTION-ELECTRICALLY OPERATED PRODUCT-Not recommended for children under 6 years of age. As with all electric products, precautions should be observed during handling and use to prevent electric shock. Periodically examine the adapter for conditions that may result in the risk of fire, electric shock, or injury to persons and that, in an event such conditions, the product should not be used until properly repaired. To ensure that the child's play is both safe and fun, please review all operating instructions and safety rules with your child.



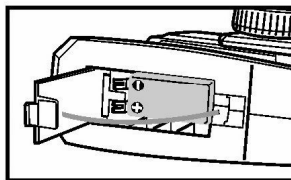
PLEASE DO NOT RETURN THIS PRODUCT TO THE RETAIL STORE!

For any problem with your new R/C, please email to us at www.mayagroup.com at customer service column.

Battery and Antenna Installation - Transmitter and Vehicle



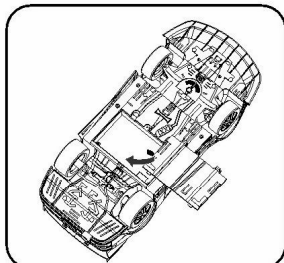
Install one 9V battery with polarity (+/-) as shown inside battery compartment (not included).



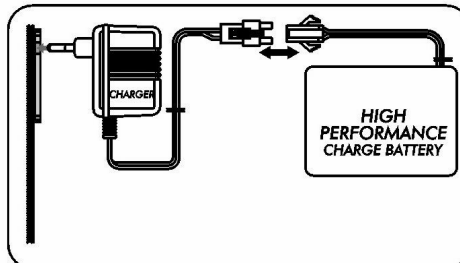
Tighten battery door follow the arrowhead to close the remote control's battery cover(not included)



Tighten the antenna into the transmitter.



Install 9.6V batteries with polarity (+/-) as shown inside battery compartment and then turn the locking device to lock the battery compartment as shown in picture above.



Rechargeable battery: each charge time should be 5 hours
Do not over charge the battery.
Approximate play time after each full charge 17 minutes.

Battery Safety Information

Batteries may leak fluids that can cause damage to your toy. To avoid battery leakage:

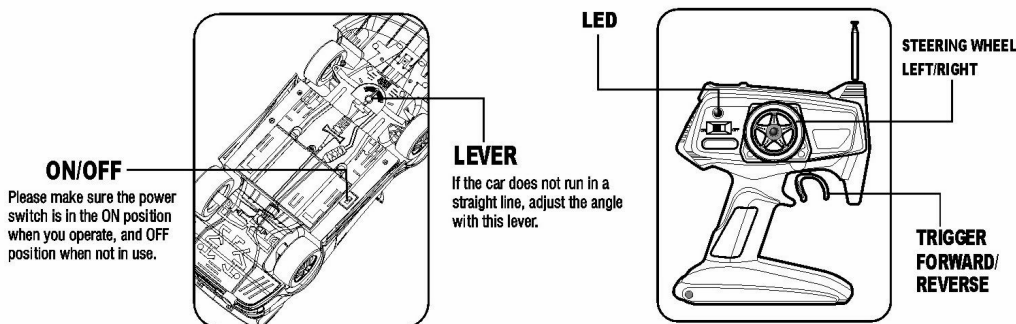
- Do not mix old and new batteries or batteries of different types: alkaline, standard (carbon-zinc) or rechargeable (nickel-cadmium).
- Insert batteries as indicated inside the battery compartment.
- Remove batteries during long periods of non-use. Always remove exhausted batteries from the toy.
- Do not dispose of batteries in a fire. The batteries may explode or leak.

- Never short-circuit the battery terminals.
- Use only batteries that are the same or equivalent of those that are required on the box package.
- Do not charge non-rechargeable batteries.
- Remove rechargeable batteries from the toy before charging.
- If rechargeable batteries are used, they should be charged according to manufacturer's specifications and under adult supervision.

Battery Performance Note

For best performance, use alkaline batteries. Battery life will vary according to brand.

Transmitter and Vehicle Operation



Safety Tips

- **NEVER** operate your vehicle on the street, thru water, sand, snow, thick carpet, or in the rain. If your vehicle gets wet, discontinue use until completely dry.
- **DO NOT** pick up vehicle while in motion.
- **DO NOT** store either unit near a source of heat or in direct sunlight for extended period.
- **DO NOT** operate the vehicle on the table top or other elevated surfaces.
- Keep fingers, hair and loose clothing away from the wheels.
- Adult supervision is recommended when this vehicle is being operated.
- **AVOID** running vehicle into objects.
- To avoid accidental operation, leave the power switch in the OFF position and remove all batteries when not in use.

Quick Tips

- When your vehicle begins to lose performance, power or function, it may be time to replace the batteries.
- Radio interference may cause your vehicle to run poorly. In the event of interference, you may need to operate the vehicle in another location.
- Your vehicle's performance may vary depending on the driving surface.
- Point your transmitter antenna up, not downward toward your vehicle. If your vehicle gets too far away, it won't work properly.
- Smart Circuitry
If your vehicle gets stalled or stuck during play, a special circuit will cut power to protect it. Release your transmitter and wait 15 minutes or more (reposition you vehicle if necessary), and the vehicle will be ready to operate again.

Warning: Changes or modifications not expressly approved by the manufacturer responsible for compliance could void the user's authority to operate the equipment*

* NOTE: This equipment has been tested and found to comply with the limits for a Class B digital device, pursuant to Part 15 of the FCC Rules. These limits are designed to provide reasonable protection against harmful interference in a residential installation. This equipment generates, uses and can radiate radio frequency energy and, if not installed and used in accordance with the instructions, may cause harmful interference to radio communications. However, there is no guarantee that interference will not occur in a particular installation. If this equipment does cause harmful interference to radio or television reception, which can be determined by turning the equipment off and on, the user is encouraged to try to correct the interference by one or more of the following measures:

- Reorient or relocate the receiving antenna.
- Increase the separation between the equipment and receiver.
- Connect the equipment into an outlet on a circuit different from that to which the receiver is connected.
- Consult the dealer or an experienced radio/TV technician for help.



©2009 The Maya Group Inc.
Huntington Beach, CA
www.mayagroup.com

MADE IN CHINA