


PHOTOGRAPHS OF THE TEST CONFIGURATION



CONDUCTED EMISSION TEST

Mode A



CONDUCTED EMISSION TEST

Mode B



RADIATED EMISSION TEST BELOW 1GHz
(X-Plane)
Mode B






RADIATED EMISSION TEST BELOW 1GHz
(Z-Plane)
Mode A







RADIATED EMISSION TEST ABOVE 1GHz
(X-Plane)
Mode B







RADIATED EMISSION TEST ABOVE 1GHz
(Z-Plane)
Mode A







Set UUT as Client without radar detection mode (Radar injected into Master)

