


Appendix D. Photographs of EUT and Setup

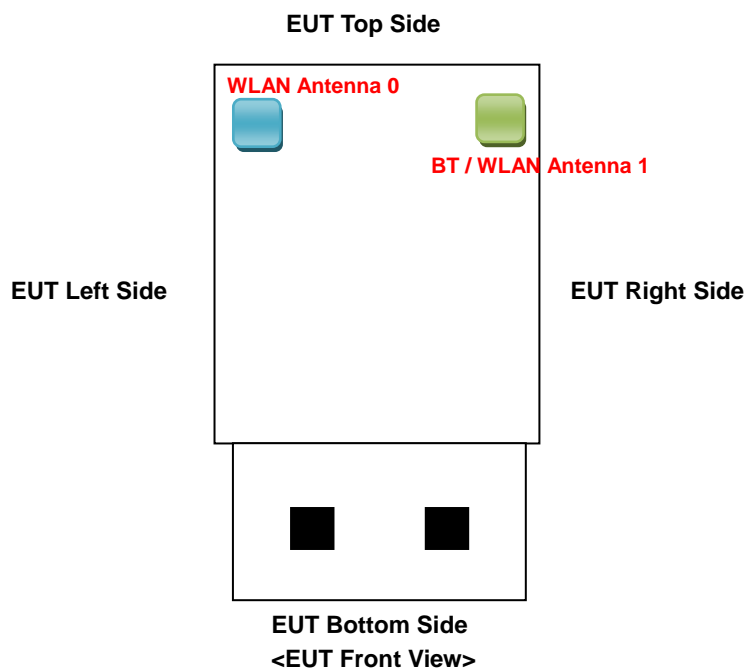
The setup photographs for SAR testing are shown as follows.

FCC SAR Test Report

<Photographs of EUT>



<Antenna Location>



The separation distance for antenna to edge:


Antenna	To Top Side (mm)	To Bottom Side (mm)	To Left Side (mm)	To Right Side (mm)
WLAN Ant-0	6	40	2	20
BT / WLAN Ant-1	6	40	20	2

FCC SAR Test Report

<Photographs of SAR Setup>



USB Horizontal Up at 5 mm



USB Horizontal Down at 5 mm



USB Vertical Front at 5 mm



USB Vertical Back at 5 mm



USB Tip at 5 mm