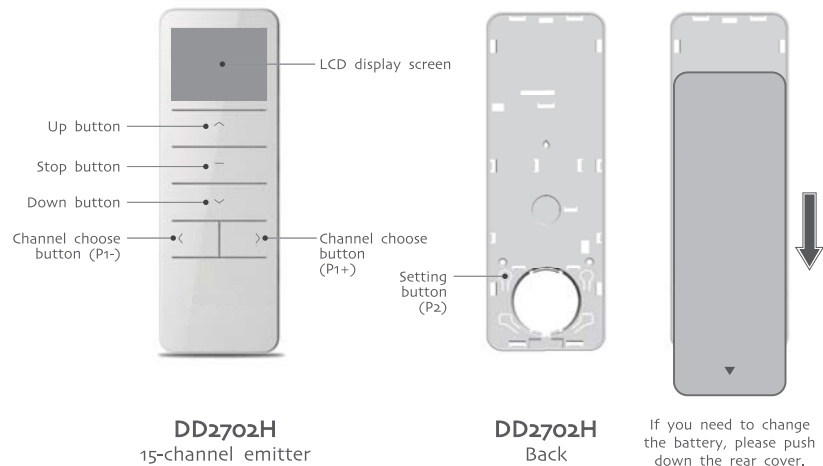


DD2702H Emitter Specification

Version NO. : A/01

T Type specification

Technical support



T Technical support

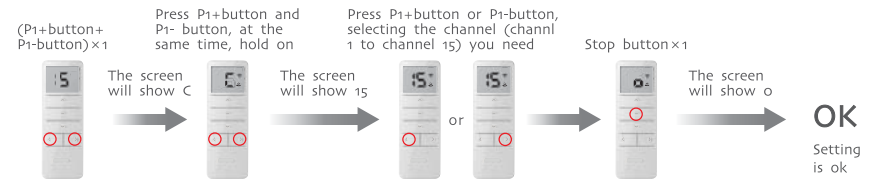
Technical support

Technical specification	Function instruction
<ul style="list-style-type: none"> • Input voltage: 3V (CR2450) • Transmitting frequency: 433.925MHz • Transmitting power: 10 Milliwatt • Operating temperature: -10°C ~ 50°C • Transmission distance: outside: 200 meters, inside (between two walls): 35 meters 	<p>DD2702H is 15-channel emitter. One number of LCD screen means one control channel. Press "channel choose" button P1- (number descending) or P1+ (number increasing) to change the channel. On the analogy of this, loose finger when the LCD screen shows the suitable channel that you select effective channel. If LCD screen number show "o" that means all channels if effective (group control state). When the group control status, you can not setting up, add emitter and other settings. When the voltage is below 2.6V, the LCD screen shows the battery icon, indicating the replacement of the battery.</p> <p>⚠ Notice: Emitter couldn't be exposed to moisture and struck, so as not to affect life. When you use emitter, if found emission distance obviously short or less sensitive, please change another same new battery. Please have batteries for recycling. Caution: Risk of explosion if battery is replaced by an incorrect type. Dispose of used batteries according to the instructions.</p>

A The valid channels selection

Additional function

⚠ In the setting state, press the up or down button you can quit quickly, if you want to change the valid channels, reset it.



A bidirectional

Additional function

⚠ Factory default is bidirectional mode.

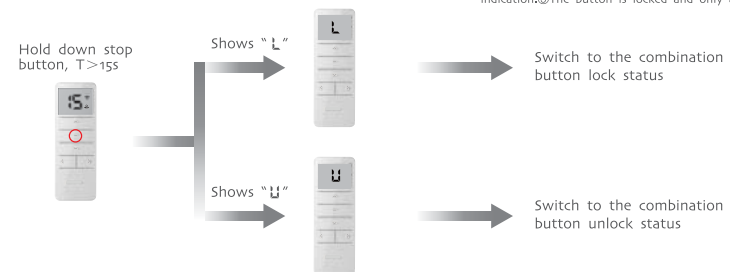


A Combination button lock / unlock status

Additional function



⚠ Factory default is the combination button unlock status, repeated operation can be cycle switching. ①The combination button is locked, the combination button is invalid, and the combination button is pressed without sending code, and there is no icon display; in the unlock state, the combination button is pressed with an icon flashing indication. ②The button is locked and only affects the emitter code.



FCC Statement:

Any Changes or modifications not expressly approved by the party responsible for compliance could void the user's authority to operate the equipment.

This device complies with part 15 of the FCC Rules. Operation is subject to the following two conditions: (1) This device may not cause harmful interference, and (2) this device must accept any interference received, including interference that may cause undesired operation.