

Test Laboratory: Compliance Certification Services Inc.

## **D2450V2 SN-728 Body**

**DUT: Dipole 2450 MHz; Type: D2450V2; Serial: D2450V2 - SN:728**

Communication System: CW2450; Frequency: 2450 MHz; Duty Cycle: 1:1

Medium parameters used:  $f = 2450$  MHz;  $\sigma = 2$  mho/m;  $\epsilon_r = 51.8$ ;  $\rho = 1000$  kg/m<sup>3</sup>

Phantom section: Flat Section

Air Temperature: 24.6 deg C; Liquid Temperature: 23.6 deg C

Area Scan Find Secondary Maximum Within 2dB and with a peak SAR value greater than 0.0012W/kg

**DASY4 Configuration:**

- Probe: EX3DV4 - SN3554; ConvF(5.93, 5.93, 5.93);
- Sensor-Surface: 2.5mm (Mechanical Surface Detection)
- Electronics: DAE4 Sn558; Calibrated: 9/19/2008
- Phantom: SAM 12; Type: SAM V4.0; Serial: TP-1150
- Measurement SW: DASY4, V4.7 Build 55; Postprocessing SW: SEMCAD, V1.8 Build 176

**Pin=250mW,d=10mm/Area Scan (6x6x1):** Measurement grid: dx=15mm, dy=15mm

Maximum value of SAR (measured) = 14.3 mW/g

**Pin=250mW,d=10mm/Zoom Scan (7x7x7)/Cube 0:** Measurement grid:

dx=5mm, dy=5mm, dz=5mm

Reference Value = 97.9 V/m; Power Drift = -0.042 dB

Peak SAR (extrapolated) = 28.3 W/kg

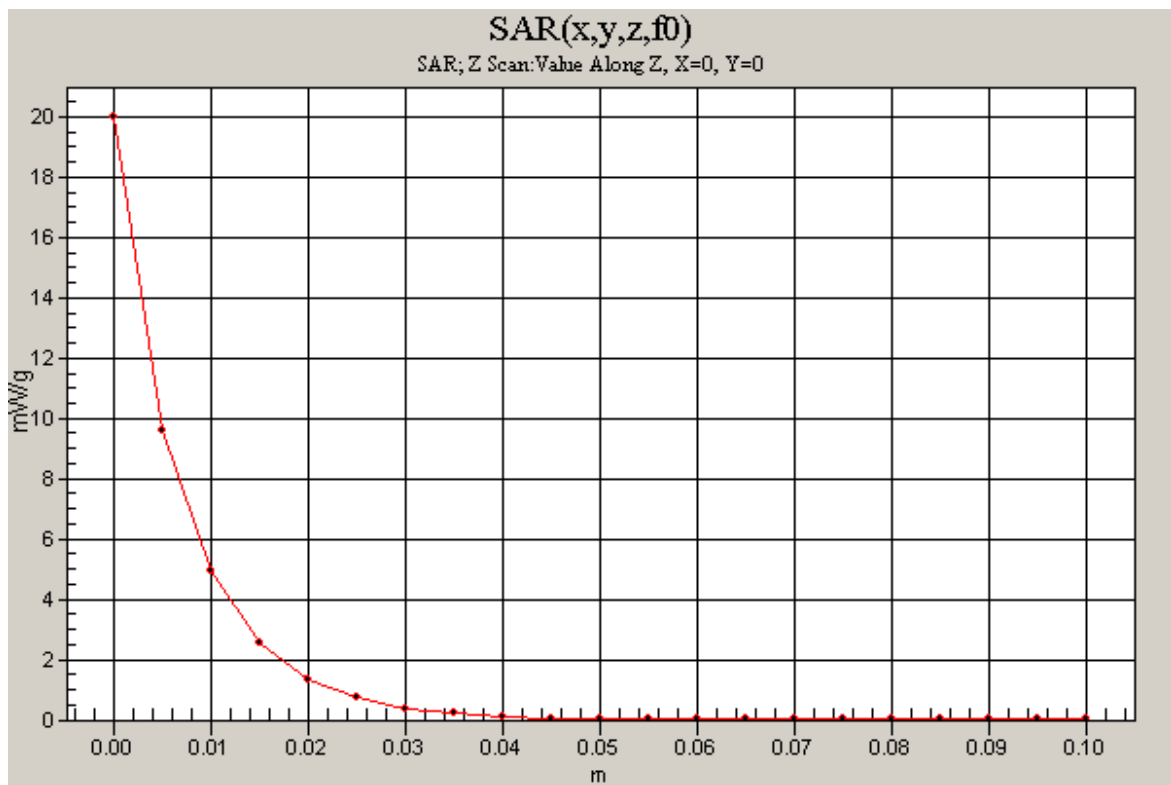
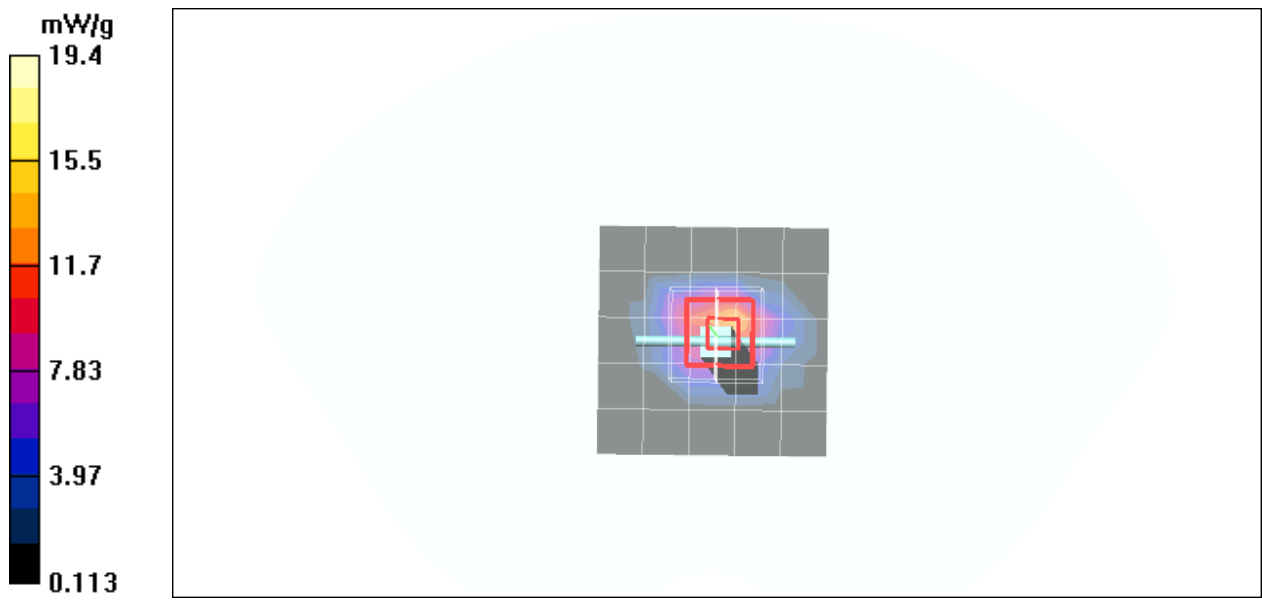
**SAR(1 g) = 13.6 mW/g; SAR(10 g) = 6.26 mW/g**

Maximum value of SAR (measured) = 19.4 mW/g

**Pin=250mW,d=10mm/Z Scan (1x1x21):** Measurement grid: dx=20mm,

dy=20mm, dz=5mm

Maximum value of SAR (measured) = 20.0 mW/g



Test Laboratory: Compliance Certification Services Inc.

## **80211b Horizontal Down 5mm mode1 ARG-U25g**

**DUT: ARG-U25g; Type: 802.11 b/g USB Dongle; Serial: N/A**

Communication System: IEEE 802.11b WLAN; Frequency: 2412 MHz; Duty Cycle: 1:1

Medium parameters used:  $f = 2412$  MHz;  $\sigma = 1.95$  mho/m;  $\epsilon_r = 51.9$ ;  $\rho = 1000$  kg/m<sup>3</sup>

Phantom section: Flat Section

Air Temperature: 24.6 deg C; Liquid Temperature: 23.6 deg C

Area Scan Find Secondary Maximum Within 2dB and with a peak SAR value greater than 0.0012W/kg

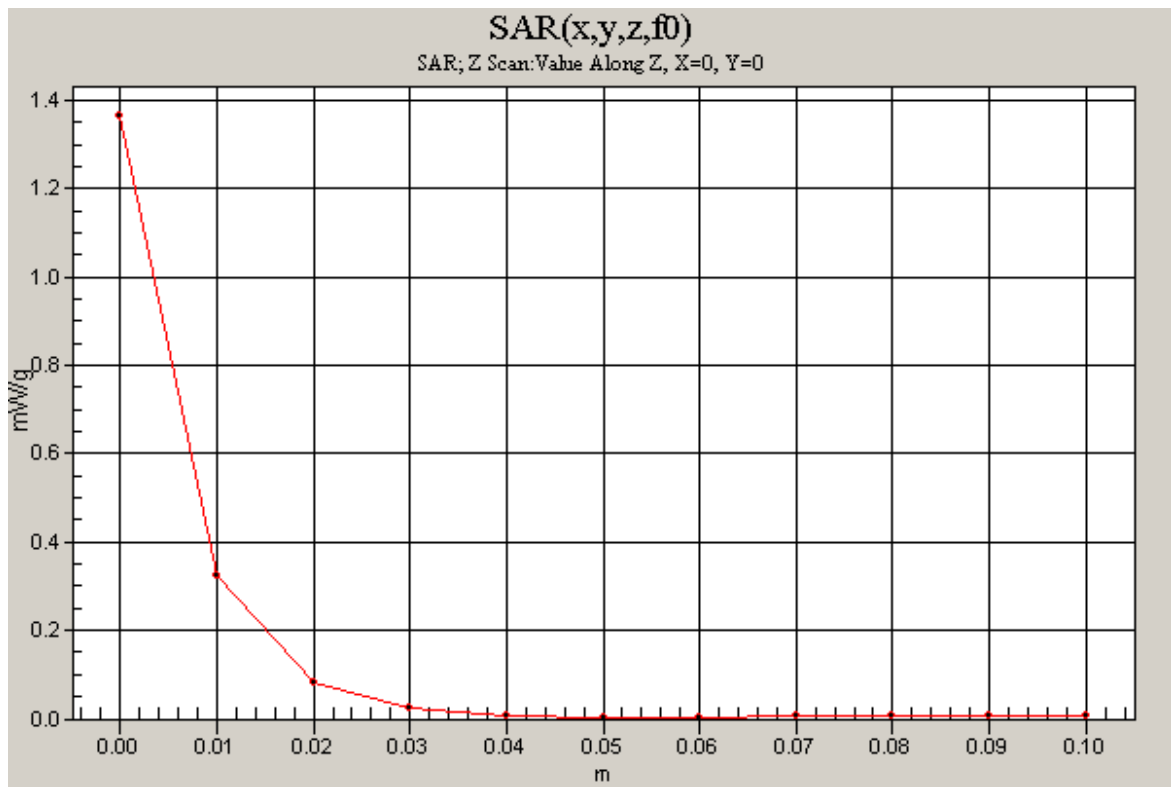
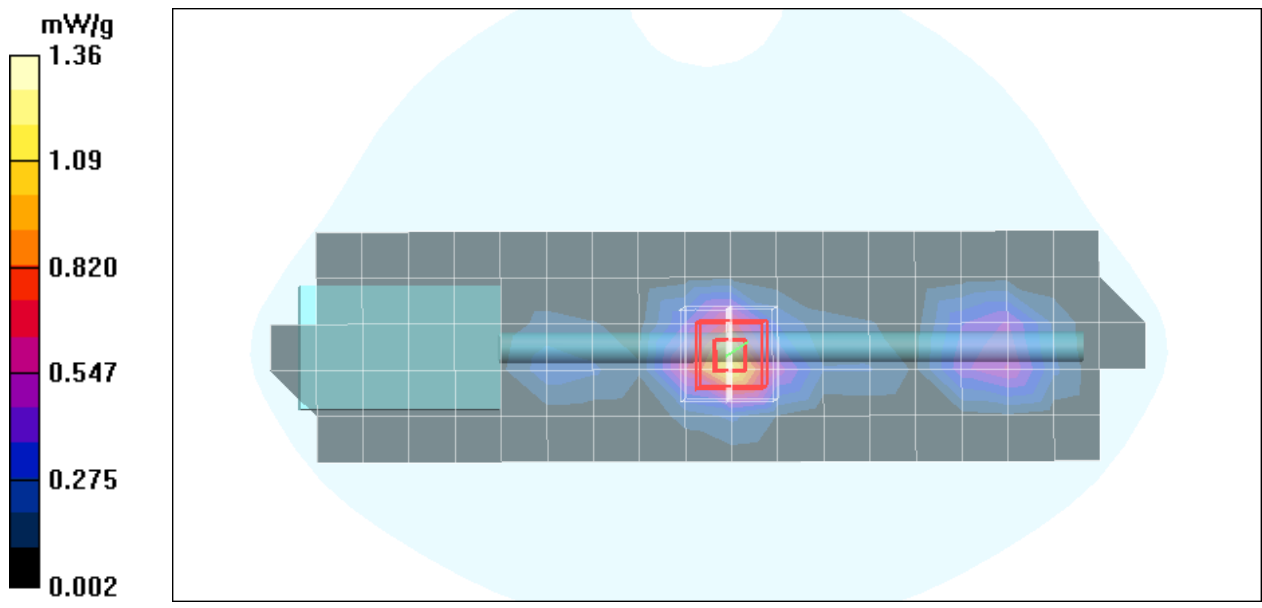
DASY4 Configuration:

- Probe: EX3DV4 - SN3554; ConvF(5.93, 5.93, 5.93);
- Sensor-Surface: 2.5mm (Mechanical Surface Detection)
- Electronics: DAE4 Sn558; Calibrated: 9/19/2008
- Phantom: SAM 12; Type: SAM V4.0; Serial: TP-1150
- Measurement SW: DASY4, V4.7 Build 55; Postprocessing SW: SEMCAD, V1.8 Build 176

**Low CH Rate 1M/Area Scan (6x20x1):** Measurement grid: dx=15mm, dy=15mm  
Maximum value of SAR (measured) = 1.17 mW/g

**Low CH Rate 1M/Zoom Scan (7x7x9)/Cube 0:** Measurement grid: dx=5mm, dy=5mm, dz=3mm  
Reference Value = 10.6 V/m; Power Drift = -0.112 dB  
Peak SAR (extrapolated) = 1.93 W/kg  
**SAR(1 g) = 0.945 mW/g; SAR(10 g) = 0.440 mW/g**  
Maximum value of SAR (measured) = 1.34 mW/g

**Low CH Rate 1M/Z Scan (1x1x11):** Measurement grid: dx=20mm, dy=20mm, dz=10mm  
Maximum value of SAR (measured) = 1.36 mW/g



Test Laboratory: Compliance Certification Services Inc.

## 80211b Horizontal Down 5mm mode1 ARG-U25g

**DUT: ARG-U25g; Type: 802.11 b/g USB Dongle; Serial: N/A**

Communication System: IEEE 802.11b WLAN; Frequency: 2437 MHz; Duty Cycle: 1:1

Medium parameters used (interpolated):  $f = 2437$  MHz;  $\sigma = 1.98$  mho/m;  $\epsilon_r = 51.8$ ;  $\rho = 1000$  kg/m<sup>3</sup>

Phantom section: Flat Section

Air Temperature: 24.6 deg C; Liquid Temperature: 23.6 deg C

Area Scan Find Secondary Maximum Within 2dB and with a peak SAR value greater than 0.0012W/kg

DASY4 Configuration:

- Probe: EX3DV4 - SN3554; ConvF(5.93, 5.93, 5.93);
- Sensor-Surface: 2.5mm (Mechanical Surface Detection)
- Electronics: DAE4 Sn558; Calibrated: 9/19/2008
- Phantom: SAM 12; Type: SAM V4.0; Serial: TP-1150
- Measurement SW: DASY4, V4.7 Build 55; Postprocessing SW: SEMCAD, V1.8 Build 176

**Middle CH Rate 1M/Area Scan (6x20x1):** Measurement grid: dx=15mm, dy=15mm

Maximum value of SAR (measured) = 1.09 mW/g

**Middle CH Rate 1M/Zoom Scan (7x7x9)/Cube 0:** Measurement grid:

dx=5mm, dy=5mm, dz=3mm

Reference Value = 10.1 V/m; Power Drift = -0.042 dB

Peak SAR (extrapolated) = 1.78 W/kg

**SAR(1 g) = 0.871 mW/g; SAR(10 g) = 0.405 mW/g**

Maximum value of SAR (measured) = 1.23 mW/g

**Middle CH Rate 1M/Zoom Scan (7x7x9)/Cube 1:** Measurement grid:

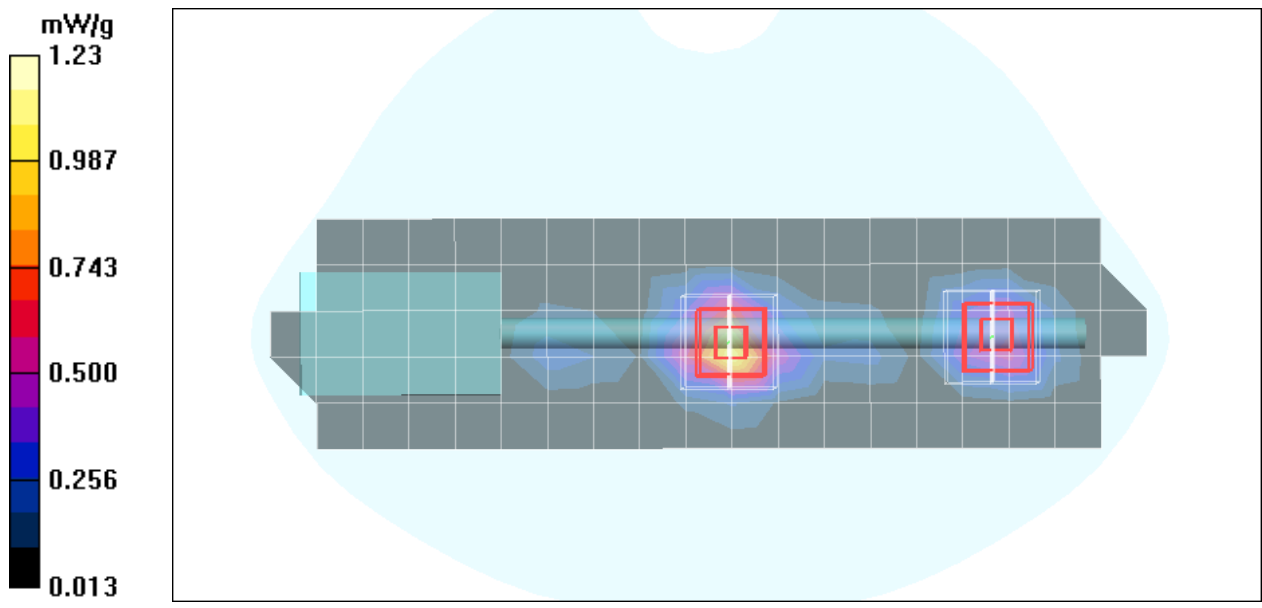
dx=5mm, dy=5mm, dz=3mm

Reference Value = 10.1 V/m; Power Drift = -0.042 dB

Peak SAR (extrapolated) = 0.967 W/kg

**SAR(1 g) = 0.490 mW/g; SAR(10 g) = 0.233 mW/g**

Maximum value of SAR (measured) = 0.679 mW/g



Test Laboratory: Compliance Certification Services Inc.

## **80211b Horizontal Down 5mm mode1 ARG-U25g**

**DUT: ARG-U25g; Type: 802.11 b/g USB Dongle; Serial: N/A**

Communication System: IEEE 802.11b WLAN; Frequency: 2462 MHz; Duty Cycle: 1:1

Medium parameters used:  $f = 2462$  MHz;  $\sigma = 2.01$  mho/m;  $\epsilon_r = 51.7$ ;  $\rho = 1000$  kg/m<sup>3</sup>

Phantom section: Flat Section

Air Temperature: 24.6 deg C; Liquid Temperature: 23.6 deg C

Area Scan Find Secondary Maximum Within 2dB and with a peak SAR value greater than 0.0012W/kg

DASY4 Configuration:

- Probe: EX3DV4 - SN3554; ConvF(5.93, 5.93, 5.93);
- Sensor-Surface: 2.5mm (Mechanical Surface Detection)
- Electronics: DAE4 Sn558; Calibrated: 9/19/2008
- Phantom: SAM 12; Type: SAM V4.0; Serial: TP-1150
- Measurement SW: DASY4, V4.7 Build 55; Postprocessing SW: SEMCAD, V1.8 Build 176

**High CH Rate 1M/Area Scan (6x20x1):** Measurement grid: dx=15mm, dy=15mm  
Maximum value of SAR (measured) = 0.769 mW/g

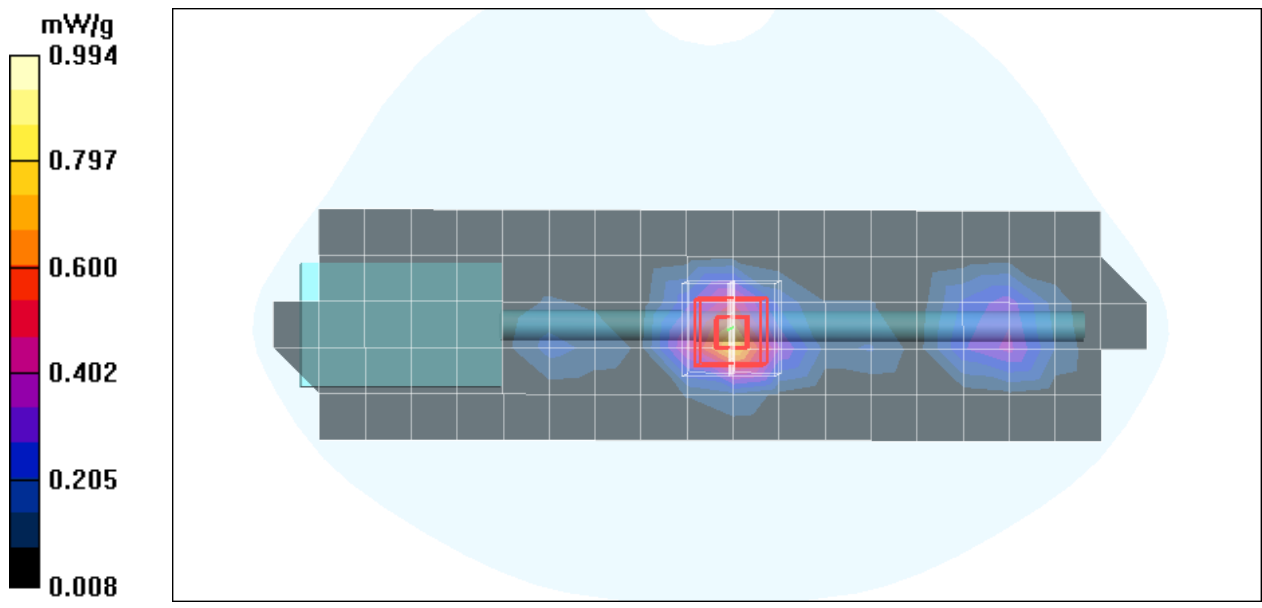
**High CH Rate 1M/Zoom Scan (7x7x9)/Cube 0:** Measurement grid: dx=5mm,  
dy=5mm, dz=3mm

Reference Value = 8.56 V/m; Power Drift = -0.135 dB

Peak SAR (extrapolated) = 1.27 W/kg

**SAR(1 g) = 0.615 mW/g; SAR(10 g) = 0.287 mW/g**

Maximum value of SAR (measured) = 0.864 mW/g





Test Laboratory: Compliance Certification Services Inc.

## 80211g Horizontal Down 5mm mode1 ARG-U25g

**DUT: ARG-U25g; Type: 802.11 b/g USB Dongle; Serial: N/A**

Communication System: IEEE 802.11g WLAN; Frequency: 2437 MHz; Duty Cycle: 1:1

Medium parameters used (interpolated):  $f = 2437$  MHz;  $\sigma = 1.98$  mho/m;  $\epsilon_r = 51.8$ ;  $\rho = 1000$  kg/m<sup>3</sup>

Phantom section: Flat Section

Air Temperature: 24.6 deg C; Liquid Temperature: 23.6 deg C

Area Scan Find Secondary Maximum Within 2dB and with a peak SAR value greater than 0.0012W/kg

DASY4 Configuration:

- Probe: EX3DV4 - SN3554; ConvF(5.93, 5.93, 5.93);
- Sensor-Surface: 2.5mm (Mechanical Surface Detection)
- Electronics: DAE4 Sn558; Calibrated: 9/19/2008
- Phantom: SAM 12; Type: SAM V4.0; Serial: TP-1150
- Measurement SW: DASY4, V4.7 Build 55; Postprocessing SW: SEMCAD, V1.8 Build 176

**Middle CH Rate 6M/Area Scan (6x20x1):** Measurement grid: dx=15mm, dy=15mm

Maximum value of SAR (measured) = 0.867 mW/g

**Middle CH Rate 6M/Zoom Scan (7x7x9)/Cube 0:** Measurement grid:

dx=5mm, dy=5mm, dz=3mm

Reference Value = 5.51 V/m; Power Drift = -0.115 dB

Peak SAR (extrapolated) = 1.29 W/kg

**SAR(1 g) = 0.624 mW/g; SAR(10 g) = 0.290 mW/g**

Maximum value of SAR (measured) = 0.874 mW/g

**Middle CH Rate 6M/Zoom Scan (7x7x9)/Cube 1:** Measurement grid:

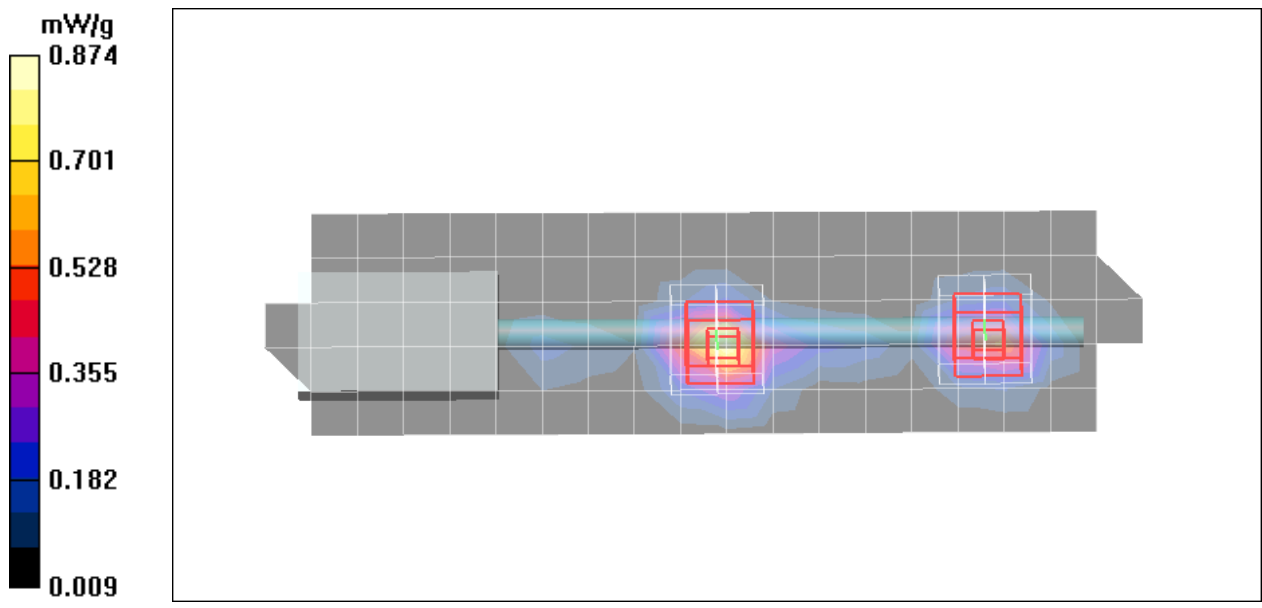
dx=5mm, dy=5mm, dz=3mm

Reference Value = 5.51 V/m; Power Drift = -0.115 dB

Peak SAR (extrapolated) = 0.863 W/kg

**SAR(1 g) = 0.426 mW/g; SAR(10 g) = 0.200 mW/g**

Maximum value of SAR (measured) = 0.596 mW/g



Test Laboratory: Compliance Certification Services Inc.

## **80211b Horizontal Down 5mm mode2 ARG-U25g**

**DUT: ARG-U25g; Type: 802.11 b/g USB Dongle; Serial: N/A**

Communication System: IEEE 802.11b WLAN; Frequency: 2437 MHz; Duty Cycle: 1:1

Medium parameters used (interpolated):  $f = 2437$  MHz;  $\sigma = 1.98$  mho/m;  $\epsilon_r = 51.8$ ;  $\rho = 1000$  kg/m<sup>3</sup>

Phantom section: Flat Section

Air Temperature: 24.6 deg C; Liquid Temperature: 23.6 deg C

Area Scan Find Secondary Maximum Within 2dB and with a peak SAR value greater than 0.0012W/kg

**DASY4 Configuration:**

- Probe: EX3DV4 - SN3554; ConvF(5.93, 5.93, 5.93);
- Sensor-Surface: 2.5mm (Mechanical Surface Detection)
- Electronics: DAE4 Sn558; Calibrated: 9/19/2008
- Phantom: SAM 12; Type: SAM V4.0; Serial: TP-1150
- Measurement SW: DASY4, V4.7 Build 55; Postprocessing SW: SEMCAD, V1.8 Build 176

**Middle CH Rate 1M/Area Scan (9x15x1):** Measurement grid: dx=15mm, dy=15mm

Maximum value of SAR (measured) = 0.798 mW/g

**Middle CH Rate 1M/Zoom Scan (7x7x9)/Cube 0:** Measurement grid:

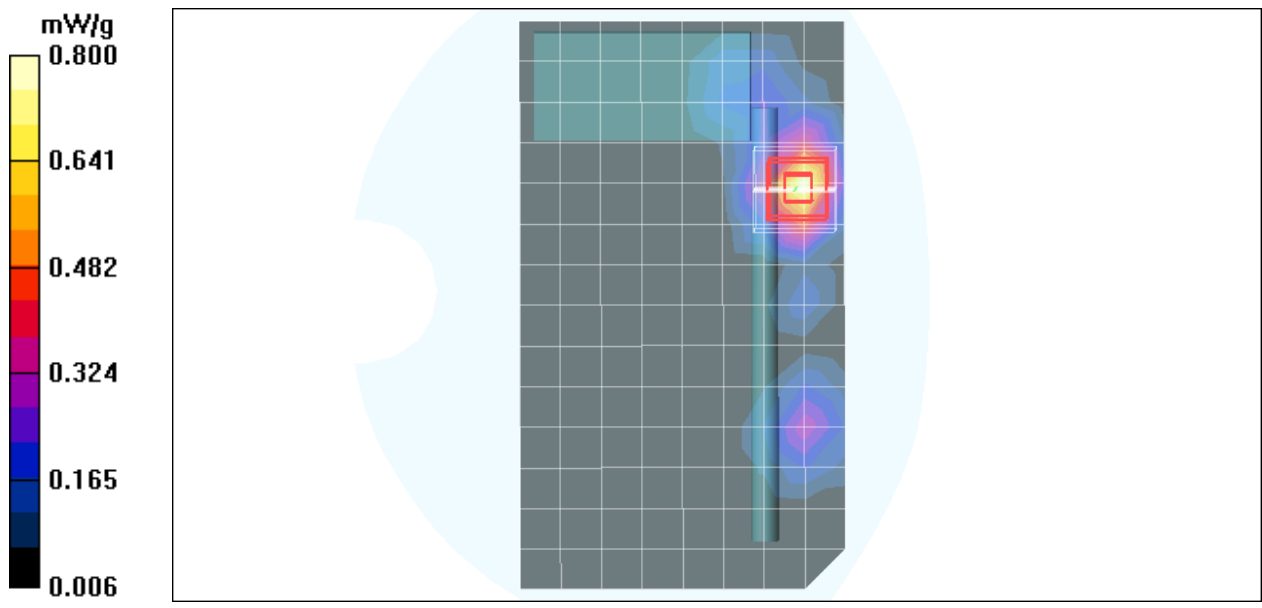
dx=5mm, dy=5mm, dz=3mm

Reference Value = 0.841 V/m; Power Drift = -0.016 dB

Peak SAR (extrapolated) = 1.14 W/kg

**SAR(1 g) = 0.575 mW/g; SAR(10 g) = 0.278 mW/g**

Maximum value of SAR (measured) = 0.800 mW/g



Test Laboratory: Compliance Certification Services Inc.

## 80211g Horizontal Down 5mm mode2 ARG-U25g

**DUT: ARG-U25g; Type: 802.11 b/g USB Dongle; Serial: N/A**

Communication System: IEEE 802.11g WLAN; Frequency: 2437 MHz; Duty Cycle: 1:1

Medium parameters used (interpolated):  $f = 2437$  MHz;  $\sigma = 1.98$  mho/m;  $\epsilon_r = 51.8$ ;  $\rho = 1000$  kg/m<sup>3</sup>

Phantom section: Flat Section

Air Temperature: 24.6 deg C; Liquid Temperature: 23.6 deg C

Area Scan Find Secondary Maximum Within 2dB and with a peak SAR value greater than 0.0012W/kg

DASY4 Configuration:

- Probe: EX3DV4 - SN3554; ConvF(5.93, 5.93, 5.93);
- Sensor-Surface: 2.5mm (Mechanical Surface Detection)
- Electronics: DAE4 Sn558; Calibrated: 9/19/2008
- Phantom: SAM 12; Type: SAM V4.0; Serial: TP-1150
- Measurement SW: DASY4, V4.7 Build 55; Postprocessing SW: SEMCAD, V1.8 Build 176

**Middle CH Rate 6M/Area Scan (9x15x1):** Measurement grid: dx=15mm, dy=15mm

Maximum value of SAR (measured) = 0.499 mW/g

**Middle CH Rate 6M/Zoom Scan (7x7x9)/Cube 0:** Measurement grid:

dx=5mm, dy=5mm, dz=3mm

Reference Value = 0.584 V/m; Power Drift = -0.023 dB

Peak SAR (extrapolated) = 1.08 W/kg

**SAR(1 g) = 0.527 mW/g; SAR(10 g) = 0.246 mW/g.**

Maximum value of SAR (measured) = 0.745 mW/g

**Middle CH Rate 6M/Zoom Scan (7x7x9)/Cube 1:** Measurement grid:

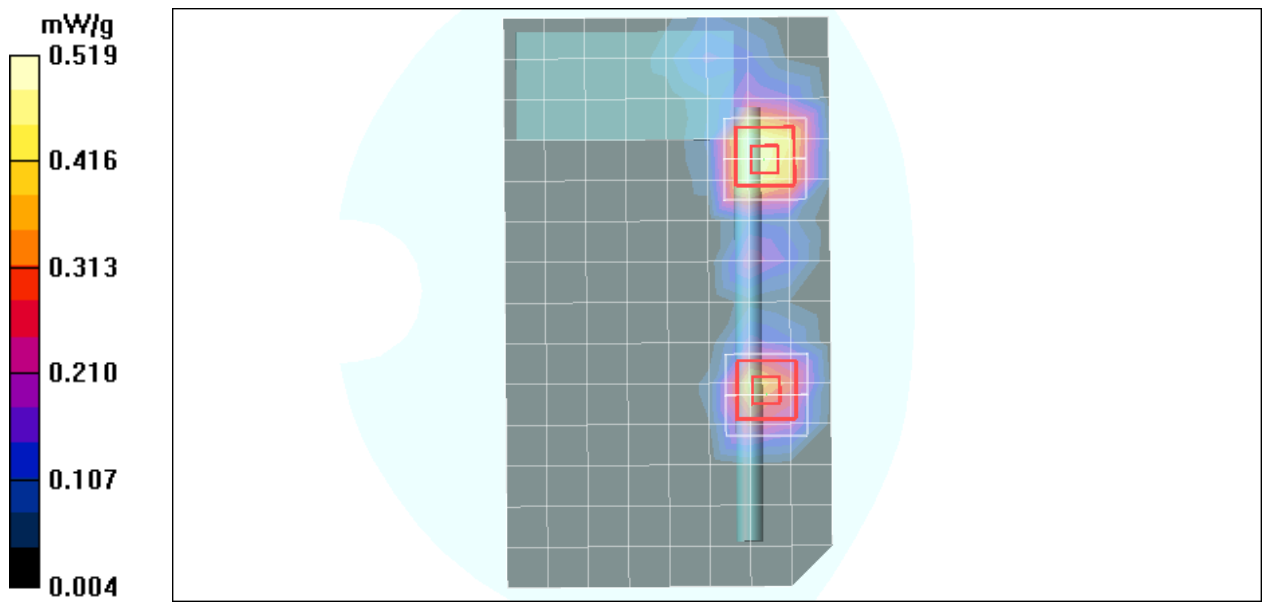
dx=5mm, dy=5mm, dz=3mm

Reference Value = 0.584 V/m; Power Drift = -0.023 dB

Peak SAR (extrapolated) = 0.767 W/kg

**SAR(1 g) = 0.369 mW/g; SAR(10 g) = 0.171 mW/g**

Maximum value of SAR (measured) = 0.519 mW/g



Test Laboratory: Compliance Certification Services Inc.

## **80211b Horizontal Down 5mm mode3 ARG-U25g**

**DUT: ARG-U25g; Type: 802.11 b/g USB Dongle; Serial: N/A**

Communication System: IEEE 802.11b WLAN; Frequency: 2437 MHz; Duty Cycle: 1:1

Medium parameters used (interpolated):  $f = 2437$  MHz;  $\sigma = 1.98$  mho/m;  $\epsilon_r = 51.8$ ;  $\rho = 1000$  kg/m<sup>3</sup>

Phantom section: Flat Section

Air Temperature: 24.6 deg C; Liquid Temperature: 23.6 deg C

Area Scan Find Secondary Maximum Within 2dB and with a peak SAR value greater than 0.0012W/kg

DASY4 Configuration:

- Probe: EX3DV4 - SN3554; ConvF(5.93, 5.93, 5.93);
- Sensor-Surface: 2.5mm (Mechanical Surface Detection)
- Electronics: DAE4 Sn558; Calibrated: 9/19/2008
- Phantom: SAM 12; Type: SAM V4.0; Serial: TP-1150
- Measurement SW: DASY4, V4.7 Build 55; Postprocessing SW: SEMCAD, V1.8 Build 176

**Middle CH Rate 1M/Area Scan (9x15x1):** Measurement grid: dx=15mm, dy=15mm

Maximum value of SAR (measured) = 0.955 mW/g

**Middle CH Rate 1M/Zoom Scan (7x7x9)/Cube 0:** Measurement grid:

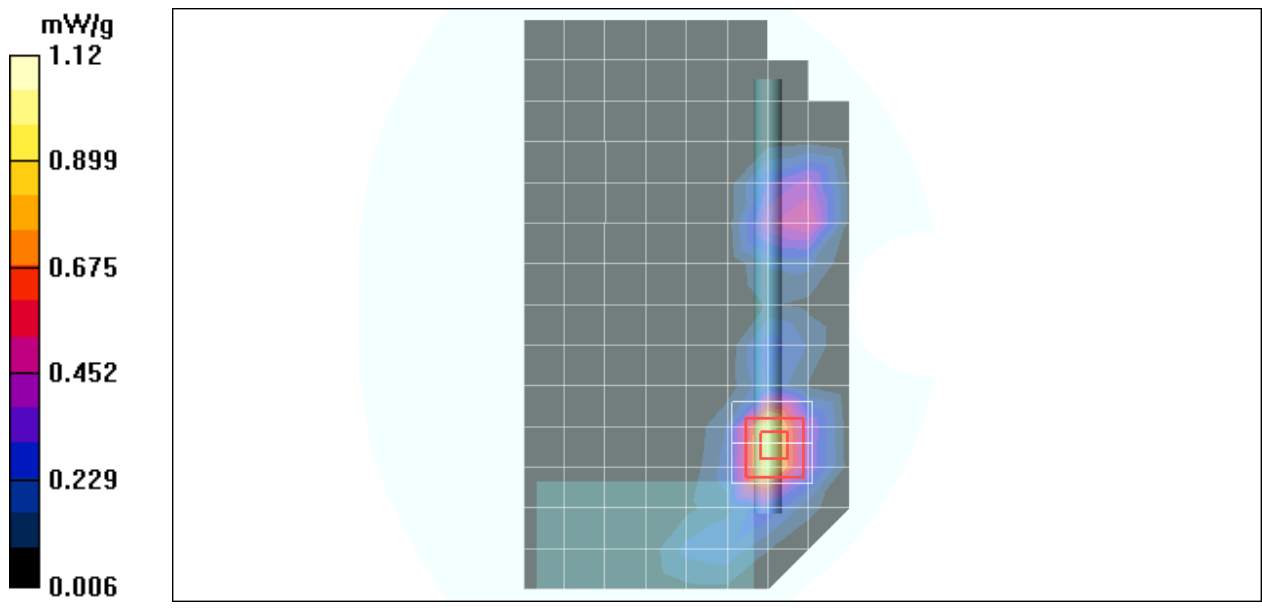
dx=5mm, dy=5mm, dz=3mm

Reference Value = 0.767 V/m; Power Drift = -0.015 dB

Peak SAR (extrapolated) = 1.62 W/kg

**SAR(1 g) = 0.693 mW/g; SAR(10 g) = 0.333 mW/g**

Maximum value of SAR (measured) = 1.12 mW/g





Test Laboratory: Compliance Certification Services Inc.

## 80211g Horizontal Down 5mm mode3 ARG-U25g

**DUT: ARG-U25g; Type: 802.11 b/g USB Dongle; Serial: N/A**

Communication System: IEEE 802.11g WLAN; Frequency: 2437 MHz; Duty Cycle: 1:1

Medium parameters used (interpolated):  $f = 2437$  MHz;  $\sigma = 1.98$  mho/m;  $\epsilon_r = 51.8$ ;  $\rho = 1000$  kg/m<sup>3</sup>

Phantom section: Flat Section

Air Temperature: 24.6 deg C; Liquid Temperature: 23.6 deg C

Area Scan Find Secondary Maximum Within 2dB and with a peak SAR value greater than 0.0012W/kg

DASY4 Configuration:

- Probe: EX3DV4 - SN3554; ConvF(5.93, 5.93, 5.93);
- Sensor-Surface: 2.5mm (Mechanical Surface Detection)
- Electronics: DAE4 Sn558; Calibrated: 9/19/2008
- Phantom: SAM 12; Type: SAM V4.0; Serial: TP-1150
- Measurement SW: DASY4, V4.7 Build 55; Postprocessing SW: SEMCAD, V1.8 Build 176

**Middle CH Rate 6M/Area Scan (9x15x1):** Measurement grid: dx=15mm, dy=15mm

Maximum value of SAR (measured) = 0.680 mW/g

**Middle CH Rate 6M/Zoom Scan (7x7x9)/Cube 0:** Measurement grid:

dx=5mm, dy=5mm, dz=3mm

Reference Value = 0.649 V/m; Power Drift = -0.024 dB

Peak SAR (extrapolated) = 1.11 W/kg

**SAR(1 g) = 0.542 mW/g; SAR(10 g) = 0.253 mW/g**

Maximum value of SAR (measured) = 0.755 mW/g

**Middle CH Rate 6M/Zoom Scan (7x7x9)/Cube 1:** Measurement grid:

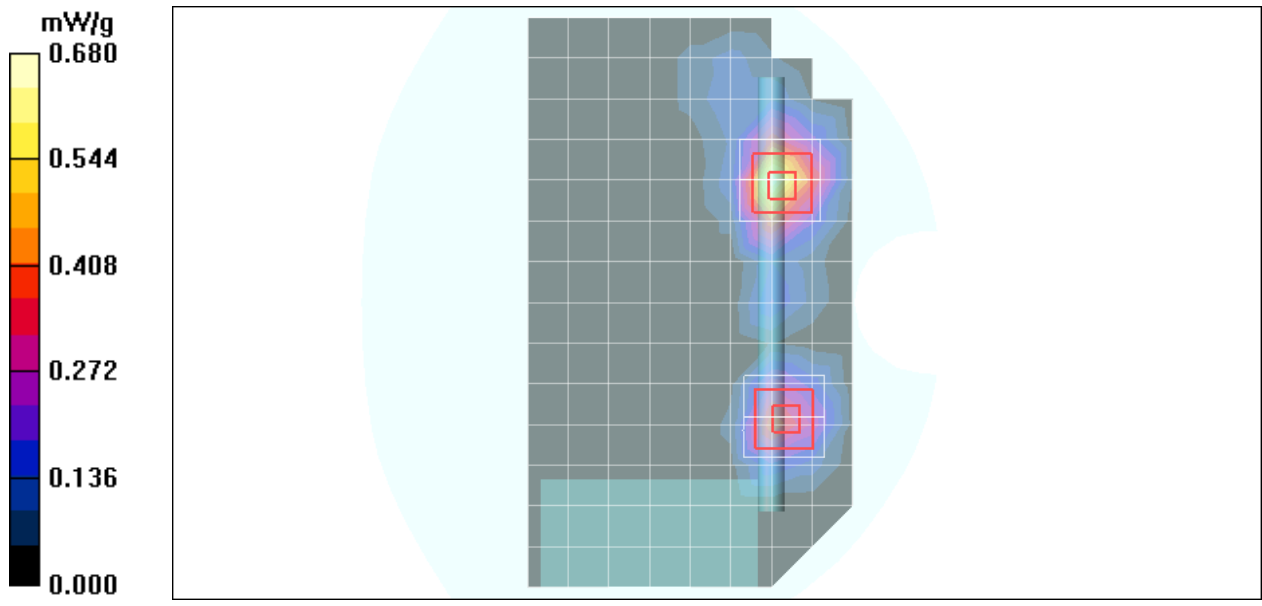
dx=5mm, dy=5mm, dz=3mm

Reference Value = 0.649 V/m; Power Drift = -0.024 dB

Peak SAR (extrapolated) = 0.721 W/kg

**SAR(1 g) = 0.354 mW/g; SAR(10 g) = 0.164 mW/g**

Maximum value of SAR (measured) = 0.498 mW/g



Test Laboratory: Compliance Certification Services Inc.

## **80211b Horizontal Down 5mm mode4 ARG-U25g**

**DUT: ARG-U25g; Type: 802.11 b/g USB Dongle; Serial: N/A**

Communication System: IEEE 802.11b WLAN; Frequency: 2437 MHz; Duty Cycle: 1:1

Medium parameters used (interpolated):  $f = 2437$  MHz;  $\sigma = 1.98$  mho/m;  $\epsilon_r = 51.8$ ;  $\rho = 1000$  kg/m<sup>3</sup>

Phantom section: Flat Section

Air Temperature: 24.6 deg C; Liquid Temperature: 23.6 deg C

Area Scan Find Secondary Maximum Within 2dB and with a peak SAR value greater than 0.0012W/kg

**DASY4 Configuration:**

- Probe: EX3DV4 - SN3554; ConvF(5.93, 5.93, 5.93);
- Sensor-Surface: 2.5mm (Mechanical Surface Detection)
- Electronics: DAE4 Sn558; Calibrated: 9/19/2008
- Phantom: SAM 12; Type: SAM V4.0; Serial: TP-1150
- Measurement SW: DASY4, V4.7 Build 55; Postprocessing SW: SEMCAD, V1.8 Build 176

**Middle CH Rate 1M/Area Scan (6x10x1):** Measurement grid: dx=15mm, dy=15mm

Maximum value of SAR (measured) = 0.193 mW/g

**Middle CH Rate 1M/Zoom Scan (7x7x9)/Cube 0:** Measurement grid:

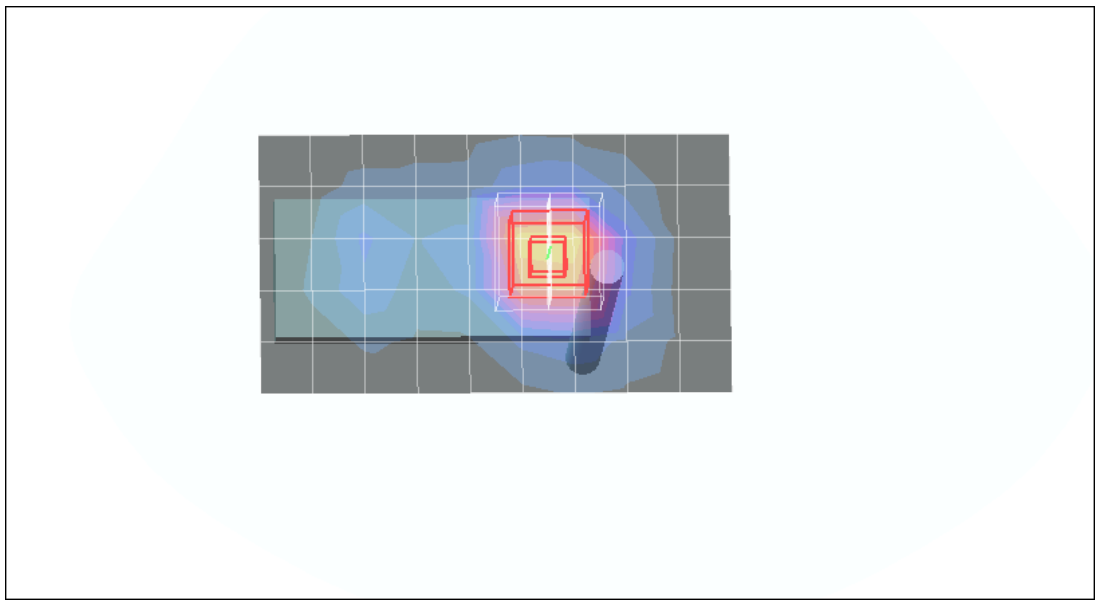
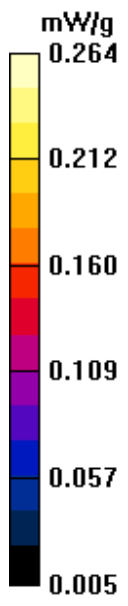
dx=5mm, dy=5mm, dz=3mm

Reference Value = 9.39 V/m; Power Drift = -0.004 dB

Peak SAR (extrapolated) = 0.388 W/kg

**SAR(1 g) = 0.189 mW/g; SAR(10 g) = 0.092 mW/g**

Maximum value of SAR (measured) = 0.264 mW/g



Test Laboratory: Compliance Certification Services Inc.

## **80211g Horizontal Down 5mm mode4 ARG-U25g**

**DUT: ARG-U25g; Type: 802.11 b/g USB Dongle; Serial: N/A**

Communication System: IEEE 802.11g WLAN; Frequency: 2437 MHz; Duty Cycle: 1:1

Medium parameters used (interpolated):  $f = 2437$  MHz;  $\sigma = 1.98$  mho/m;  $\epsilon_r = 51.8$ ;  $\rho = 1000$  kg/m<sup>3</sup>

Phantom section: Flat Section

Air Temperature: 24.6 deg C; Liquid Temperature: 23.6 deg C

Area Scan Find Secondary Maximum Within 2dB and with a peak SAR value greater than 0.0012W/kg

**DASY4 Configuration:**

- Probe: EX3DV4 - SN3554; ConvF(5.93, 5.93, 5.93);
- Sensor-Surface: 2.5mm (Mechanical Surface Detection)
- Electronics: DAE4 Sn558; Calibrated: 9/19/2008
- Phantom: SAM 12; Type: SAM V4.0; Serial: TP-1150
- Measurement SW: DASY4, V4.7 Build 55; Postprocessing SW: SEMCAD, V1.8 Build 176

**Middle CH Rate 6M/Area Scan (6x10x1):** Measurement grid: dx=15mm, dy=15mm

Maximum value of SAR (measured) = 0.206 mW/g

**Middle CH Rate 6M/Zoom Scan (7x7x9)/Cube 0:** Measurement grid:

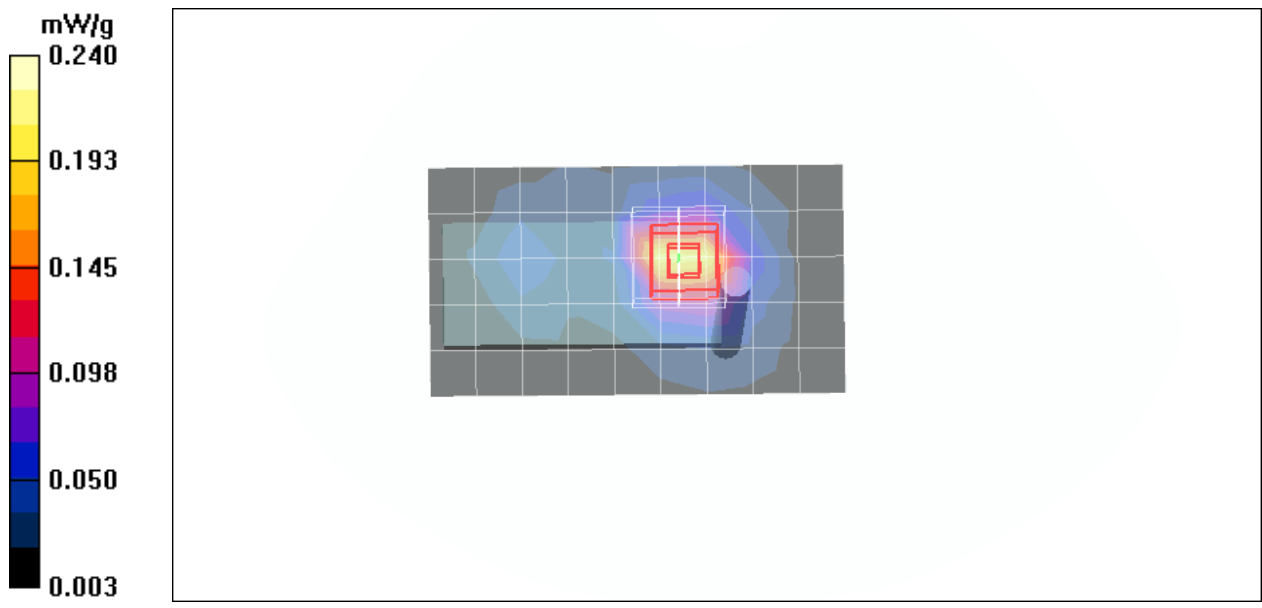
dx=5mm, dy=5mm, dz=3mm

Reference Value = 8.40 V/m; Power Drift = -0.008 dB

Peak SAR (extrapolated) = 0.353 W/kg

**SAR(1 g) = 0.170 mW/g; SAR(10 g) = 0.081 mW/g**

Maximum value of SAR (measured) = 0.240 mW/g



Test Laboratory: Compliance Certification Services Inc.

## 80211b Horizontal Down 10mm mode1 ARG-U25g enhanced

**DUT: ARG-U25g; Type: 802.11 b/g USB Dongle; Serial: N/A**

Communication System: IEEE 802.11b WLAN; Frequency: 2412 MHz; Duty Cycle: 1:1

Medium parameters used:  $f = 2412$  MHz;  $\sigma = 1.95$  mho/m;  $\epsilon_r = 51.9$ ;  $\rho = 1000$  kg/m<sup>3</sup>

Phantom section: Flat Section

Air Temperature: 24.6 deg C; Liquid Temperature: 23.6 deg C

Area Scan Find Secondary Maximum Within 2dB and with a peak SAR value greater than 0.0012W/kg

DASY4 Configuration:

- Probe: EX3DV4 - SN3554; ConvF(5.93, 5.93, 5.93);
- Sensor-Surface: 2.5mm (Mechanical Surface Detection)
- Electronics: DAE4 Sn558; Calibrated: 9/19/2008
- Phantom: SAM 12; Type: SAM V4.0; Serial: TP-1150
- Measurement SW: DASY4, V4.7 Build 55; Postprocessing SW: SEMCAD, V1.8 Build 176

**10mm Low CH Rate 1M/Area Scan (6x20x1):** Measurement grid: dx=15mm, dy=15mm

Maximum value of SAR (measured) = 0.510 mW/g

**10mm Low CH Rate 1M/Zoom Scan (7x7x9)/Cube 0:** Measurement grid: dx=5mm, dy=5mm, dz=3mm

Reference Value = 7.13 V/m; Power Drift = -0.074 dB

Peak SAR (extrapolated) = 0.785 W/kg

**SAR(1 g) = 0.403 mW/g; SAR(10 g) = 0.196 mW/g**

Maximum value of SAR (measured) = 0.563 mW/g

**10mm Low CH Rate 1M/Zoom Scan (7x7x9)/Cube 1:** Measurement grid: dx=5mm, dy=5mm, dz=3mm

Reference Value = 7.13 V/m; Power Drift = -0.074 dB

Peak SAR (extrapolated) = 0.688 W/kg

**SAR(1 g) = 0.362 mW/g; SAR(10 g) = 0.182 mW/g**

Maximum value of SAR (measured) = 0.487 mW/g

