

Test Laboratory: Compliance Certification Services Inc.

D2450V2 SN-728 Body

DUT: Dipole 2450 MHz; Type: D2450V2; Serial: D2450V2 - SN:728

Communication System: CW2450; Frequency: 2450 MHz; Duty Cycle: 1:1

Medium parameters used: $f = 2450$ MHz; $\sigma = 1.98$ mho/m; $\epsilon_r = 51.5$; $\rho = 1000$ kg/m³

Phantom section: Flat Section

Air Temperature: 24.6 deg C; Liquid Temperature: 23.6 deg C

Area Scan Find Secondary Maximum Within 2dB and with a peak SAR value greater than 0.0012W/kg

DASY4 Configuration:

- Probe: EX3DV4 - SN3671; ConvF(7.17, 7.17, 7.17);
- Sensor-Surface: 2.5mm (Mechanical Surface Detection)
- Electronics: DAE4 Sn877; Calibrated: 2/3/2009
- Phantom: Flat Phantom ELI4.0; Type: QDOVA001BA; Serial: SN: 1056
- Measurement SW: DASY4, V4.7 Build 80; Postprocessing SW: SEMCAD, V1.8 Build 186

Pin=250mW,d=10mm/Area Scan (6x6x1): Measurement grid: dx=15mm, dy=15mm

Maximum value of SAR (measured) = 14.1 mW/g

Pin=250mW,d=10mm/Zoom Scan (7x7x7)/Cube 0: Measurement grid: dx=5mm, dy=5mm, dz=5mm

Reference Value = 97.1 V/m; Power Drift = -0.034 dB

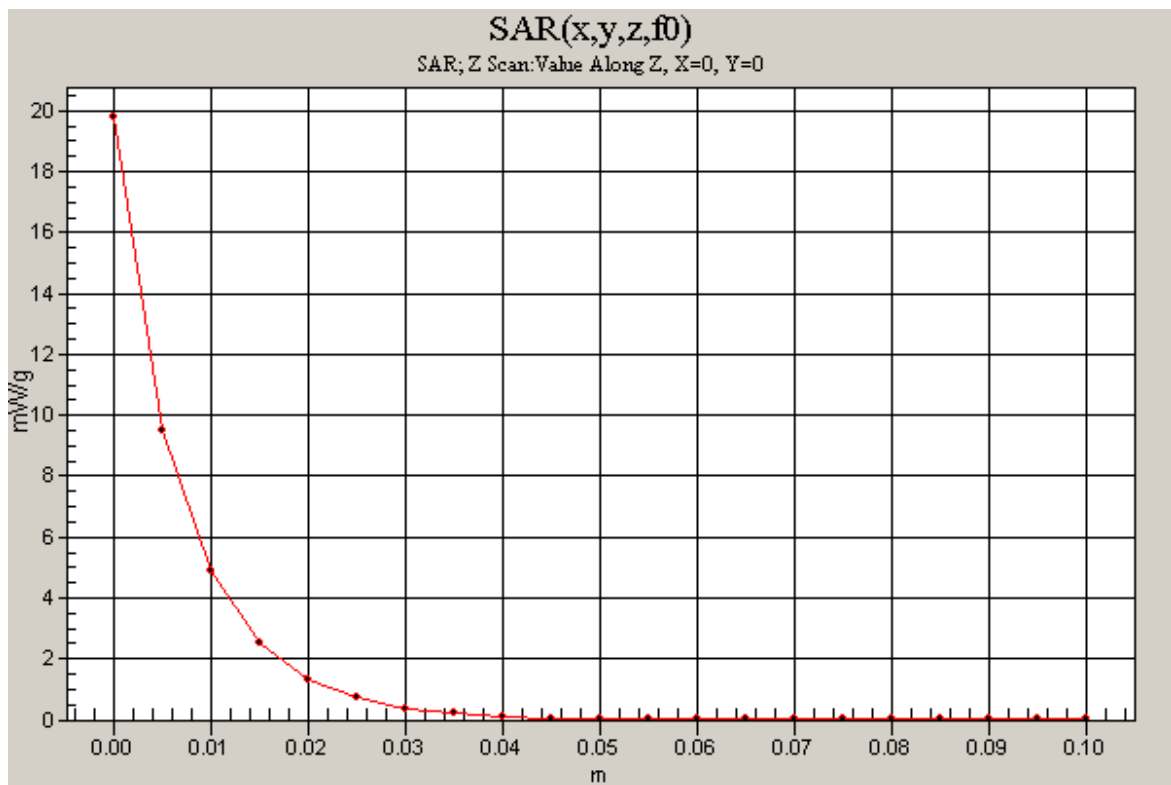
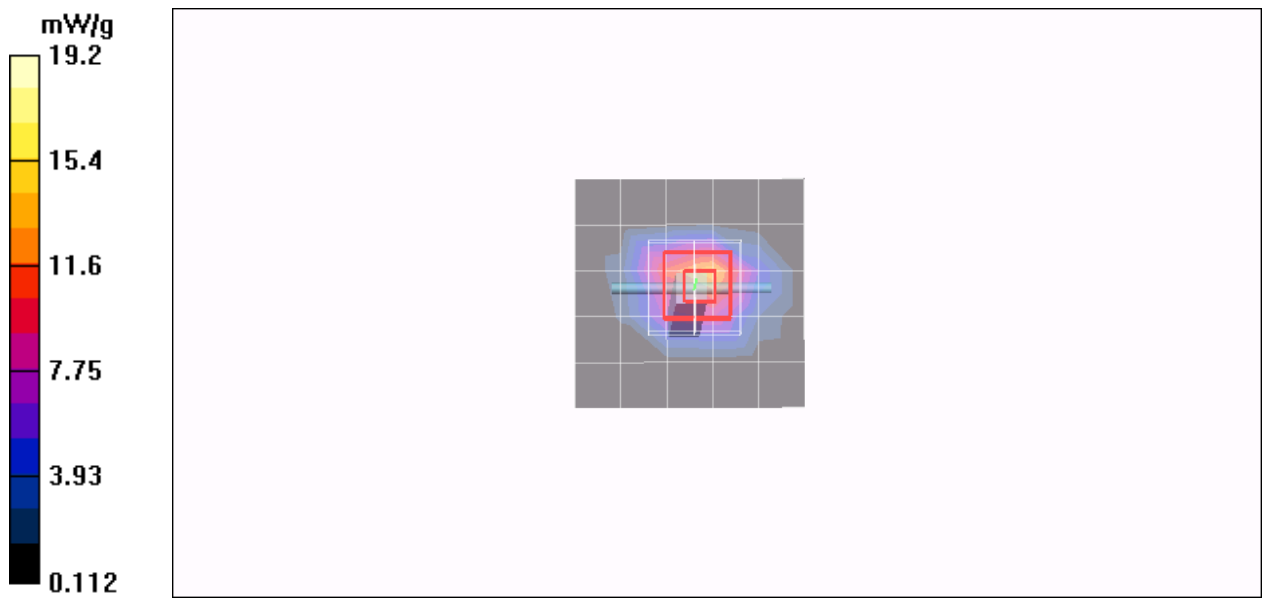
Peak SAR (extrapolated) = 28.0 W/kg

SAR(1 g) = 13.1 mW/g; SAR(10 g) = 6.16 mW/g

Maximum value of SAR (measured) = 19.2 mW/g

Pin=250mW,d=10mm/Z Scan (1x1x21): Measurement grid: dx=20mm, dy=20mm, dz=5mm

Maximum value of SAR (measured) = 19.8 mW/g



Test Laboratory: Compliance Certification Services Inc.

80211b Bottom Flat mode GS-274SB 90

DUT: GS-274SB; Type: GS-274SB; Serial: N/A

Communication System: IEEE 802.11b WLAN; Frequency: 2412 MHz; Duty Cycle: 1:1

Medium parameters used: $f = 2412$ MHz; $\sigma = 1.93$ mho/m; $\epsilon_r = 51.6$; $\rho = 1000$ kg/m³

Phantom section: Flat Section

Air Temperature: 24.6 deg C; Liquid Temperature: 23.6 deg C

Area Scan Find Secondary Maximum Within 2dB and with a peak SAR value greater than 0.0012W/kg

DASY4 Configuration:

- Probe: EX3DV4 - SN3671; ConvF(7.17, 7.17, 7.17);
- Sensor-Surface: 2.5mm (Mechanical Surface Detection)
- Electronics: DAE4 Sn877; Calibrated: 2/3/2009
- Phantom: ELI 4.0; Type: QDOVA001BA; Serial: 1056
- Measurement SW: DASY5, V5.0 Build 125; Postprocessing SW: SEMCAD, V1.8 Build 186

Low CH Rate 1M/Area Scan (18x15x1): Measurement grid: dx=15mm, dy=15mm

Maximum value of SAR (measured) = 0.079 mW/g

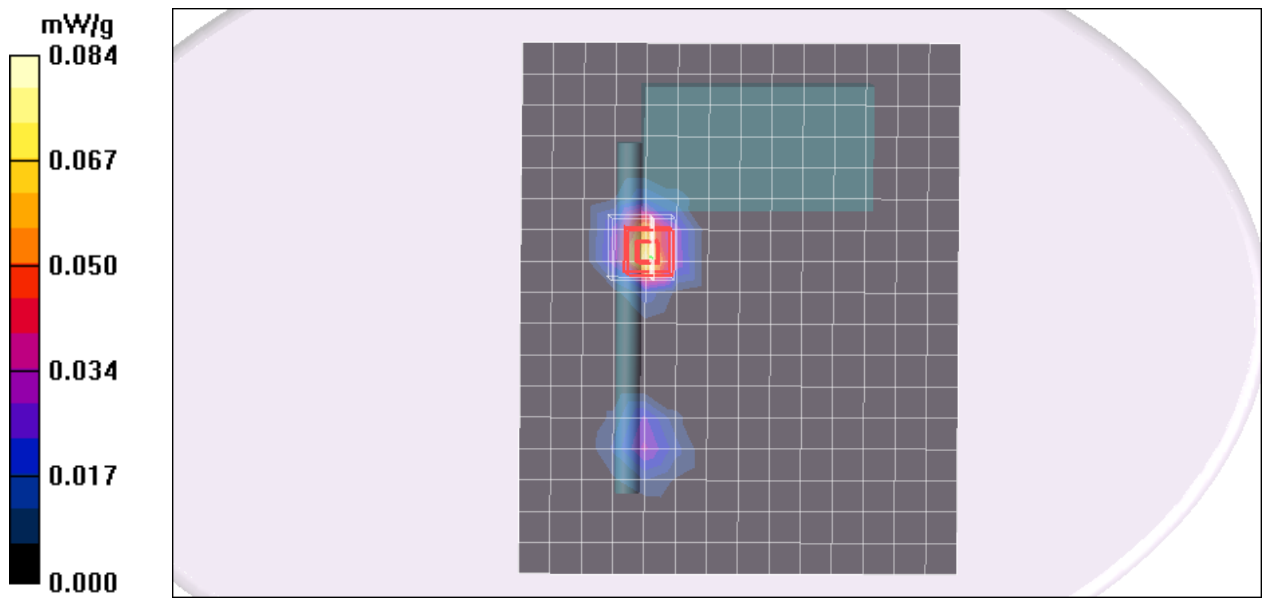
Low CH Rate 1M/Zoom Scan (7x7x9)/Cube 0: Measurement grid: dx=5mm, dy=5mm, dz=3mm

Reference Value = 0.783 V/m; Power Drift = -0.073 dB

Peak SAR (extrapolated) = 0.110 W/kg

SAR(1 g) = 0.069 mW/g; SAR(10 g) = 0.040 mW/g

Maximum value of SAR (measured) = 0.084 mW/g



Test Laboratory: Compliance Certification Services Inc.

80211g Bottom Flat mode GS-274SB 90

DUT: GS-274SB; Type: GS-274SB; Serial: N/A

Communication System: IEEE 802.11g WLAN; Frequency: 2437 MHz; Duty Cycle: 1:1

Medium parameters used (interpolated): $f = 2437$ MHz; $\sigma = 1.96$ mho/m; $\epsilon_r = 51.5$; $\rho = 1000$ kg/m³

Phantom section: Flat Section

Air Temperature: 24.6 deg C; Liquid Temperature: 23.6 deg C

Area Scan Find Secondary Maximum Within 2dB and with a peak SAR value greater than 0.0012W/kg

DASY4 Configuration:

- Probe: EX3DV4 - SN3671; ConvF(7.17, 7.17, 7.17);
- Sensor-Surface: 2.5mm (Mechanical Surface Detection)
- Electronics: DAE4 Sn877; Calibrated: 2/3/2009
- Phantom: ELI 4.0; Type: QDOVA001BA; Serial: 1056
- Measurement SW: DASY5, V5.0 Build 125; Postprocessing SW: SEMCAD, V1.8 Build 186

Middle CH Rate 6M/Area Scan (18x15x1): Measurement grid: dx=15mm, dy=15mm

Maximum value of SAR (measured) = 0.218 mW/g

Middle CH Rate 6M/Zoom Scan (7x7x9)/Cube 0: Measurement grid:

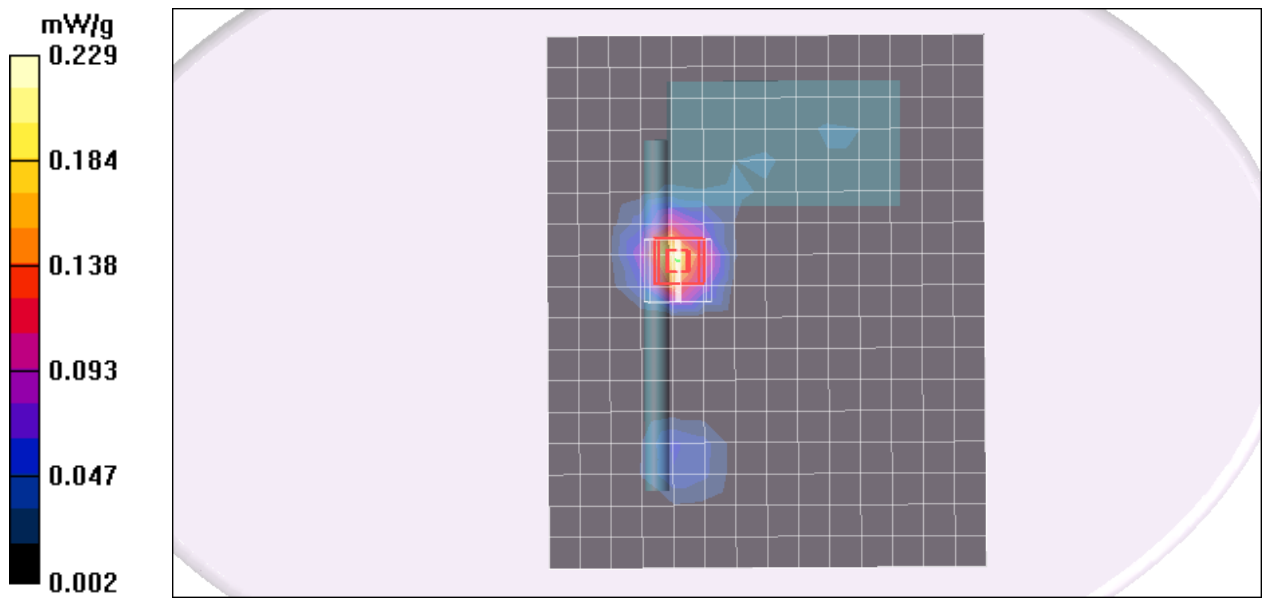
dx=5mm, dy=5mm, dz=3mm

Reference Value = 4.50 V/m; Power Drift = -0.108 dB

Peak SAR (extrapolated) = 0.291 W/kg

SAR(1 g) = 0.187 mW/g; SAR(10 g) = 0.114 mW/g

Maximum value of SAR (measured) = 0.229 mW/g



Test Laboratory: Compliance Certification Services Inc.

80211b Bottom Flat mode GS-274SB 180

DUT: GS-274SB; Type: GS-274SB; Serial: N/A

Communication System: IEEE 802.11b WLAN; Frequency: 2412 MHz; Duty Cycle: 1:1

Medium parameters used: $f = 2412$ MHz; $\sigma = 1.93$ mho/m; $\epsilon_r = 51.6$; $\rho = 1000$ kg/m³

Phantom section: Flat Section

Air Temperature: 24.6 deg C; Liquid Temperature: 23.6 deg C

Area Scan Find Secondary Maximum Within 2dB and with a peak SAR value greater than 0.0012W/kg

DASY4 Configuration:

- Probe: EX3DV4 - SN3671; ConvF(7.17, 7.17, 7.17);
- Sensor-Surface: 2.5mm (Mechanical Surface Detection)
- Electronics: DAE4 Sn877; Calibrated: 2/3/2009
- Phantom: ELI 4.0; Type: QDOVA001BA; Serial: 1056
- Measurement SW: DASY5, V5.0 Build 125; Postprocessing SW: SEMCAD, V1.8 Build 186

Low CH Rate 1M/Area Scan (13x34x1): Measurement grid: dx=10mm, dy=10mm

Maximum value of SAR (measured) = 0.127 mW/g

Low CH Rate 1M/Zoom Scan (7x7x9)/Cube 0: Measurement grid: dx=5mm, dy=5mm, dz=3mm

Reference Value = 1.26 V/m; Power Drift = -0.097 dB

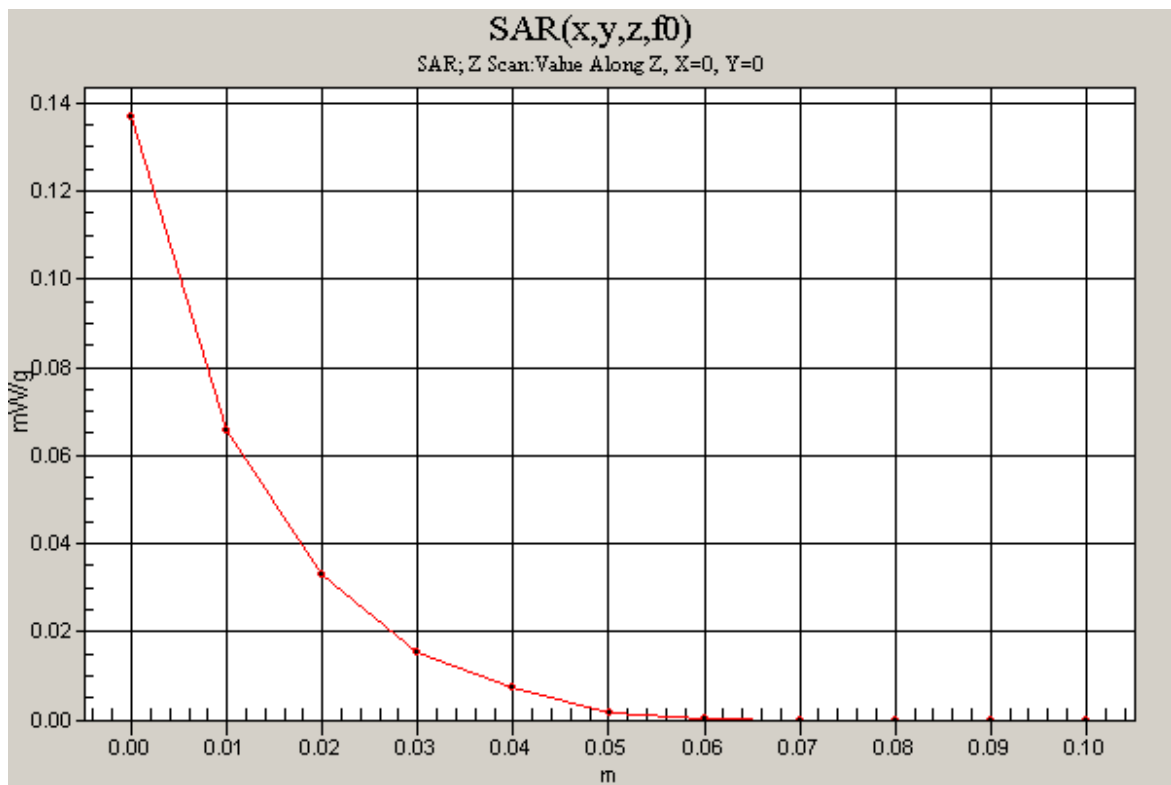
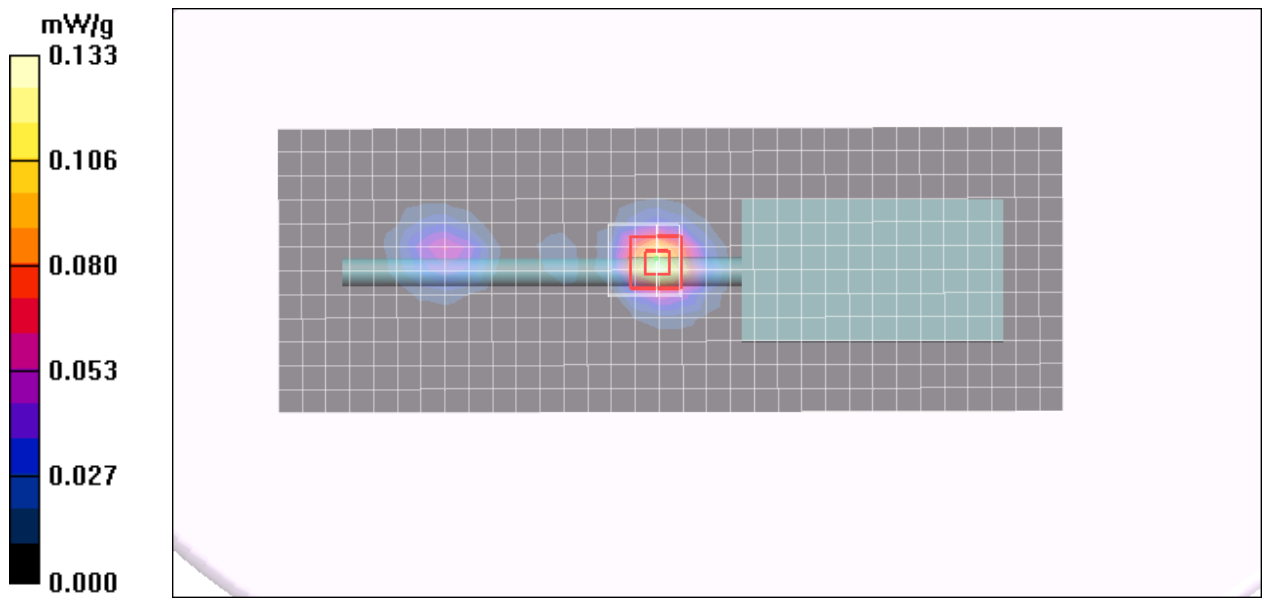
Peak SAR (extrapolated) = 0.171 W/kg

SAR(1 g) = 0.107 mW/g; SAR(10 g) = 0.061 mW/g

Maximum value of SAR (measured) = 0.133 mW/g

Low CH Rate 1M/Z Scan (1x1x11): Measurement grid: dx=20mm, dy=20mm, dz=10mm

Maximum value of SAR (measured) = 0.137 mW/g



Test Laboratory: Compliance Certification Services Inc.

80211g Bottom Flat mode GS-274SB 0

DUT: GS-274SB; Type: GS-274SB; Serial: N/A

Communication System: IEEE 802.11g WLAN; Frequency: 2437 MHz; Duty Cycle: 1:1

Medium parameters used (interpolated): $f = 2437$ MHz; $\sigma = 1.96$ mho/m; $\epsilon_r = 51.5$; $\rho = 1000$ kg/m³

Phantom section: Flat Section

Air Temperature: 24.6 deg C; Liquid Temperature: 23.6 deg C

Area Scan Find Secondary Maximum Within 2dB and with a peak SAR value greater than 0.0012W/kg

DASY4 Configuration:

- Probe: EX3DV4 - SN3671; ConvF(7.17, 7.17, 7.17);
- Sensor-Surface: 2.5mm (Mechanical Surface Detection)
- Electronics: DAE4 Sn877; Calibrated: 2/3/2009
- Phantom: ELI 4.0; Type: QDOVA001BA; Serial: 1056
- Measurement SW: DASY5, V5.0 Build 125; Postprocessing SW: SEMCAD, V1.8 Build 186

Middle CH Rate 6M/Area Scan (9x23x1): Measurement grid: dx=15mm, dy=15mm

Maximum value of SAR (measured) = 0.370 mW/g

Middle CH Rate 6M/Zoom Scan (7x7x9)/Cube 0: Measurement grid: dx=5mm, dy=5mm, dz=3mm

Reference Value = 2.13 V/m; Power Drift = -.137 dB

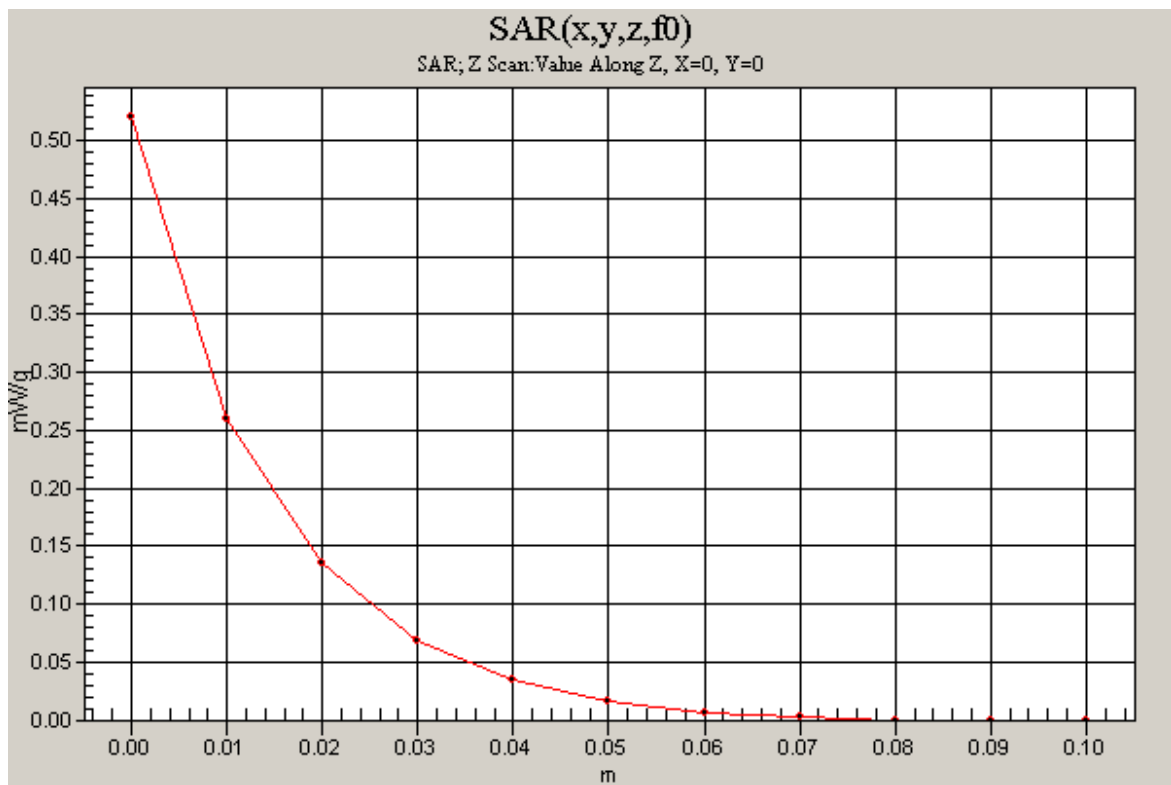
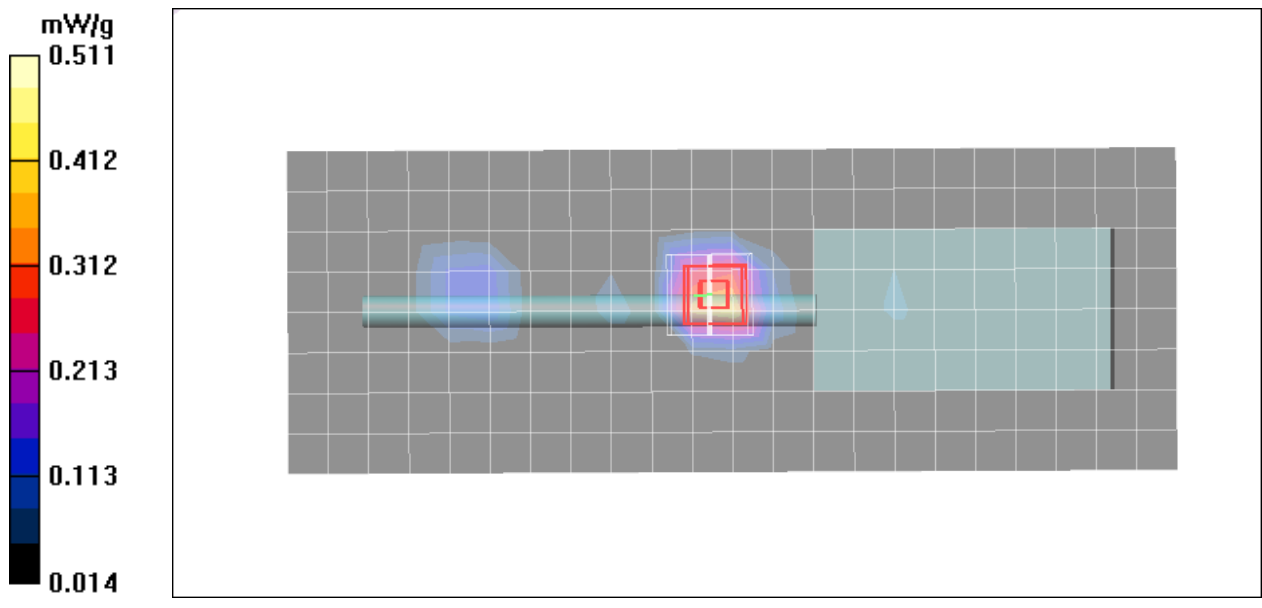
Peak SAR (extrapolated) = 0.649 W/kg

SAR(1 g) = 0.411 mW/g; SAR(10 g) = 0.239 mW/g

Maximum value of SAR (measured) = 0.511 mW/g

Middle CH Rate 6M/Z Scan (1x1x11): Measurement grid: dx=20mm, dy=20mm, dz=10mm

Maximum value of SAR (measured) = 0.521 mW/g



Test Laboratory: Compliance Certification Services Inc.

80211b Bottom Flat mode GS-274SB -90

DUT: GS-274SB; Type: GS-274SB; Serial: N/A

Communication System: IEEE 802.11b WLAN; Frequency: 2412 MHz; Duty Cycle: 1:1

Medium parameters used: $f = 2412$ MHz; $\sigma = 1.93$ mho/m; $\epsilon_r = 51.6$; $\rho = 1000$ kg/m³

Phantom section: Flat Section

Air Temperature: 24.6 deg C; Liquid Temperature: 23.6 deg C

Area Scan Find Secondary Maximum Within 2dB and with a peak SAR value greater than 0.0012W/kg

DASY4 Configuration:

- Probe: EX3DV4 - SN3671; ConvF(7.17, 7.17, 7.17);
- Sensor-Surface: 2.5mm (Mechanical Surface Detection)
- Electronics: DAE4 Sn877; Calibrated: 2/3/2009
- Phantom: ELI 4.0; Type: QDOVA001BA; Serial: 1056
- Measurement SW: DASY5, V5.0 Build 125; Postprocessing SW: SEMCAD, V1.8 Build 186

Low CH Rate 1M/Area Scan (16x12x1): Measurement grid: dx=15mm, dy=15mm

Maximum value of SAR (measured) = 0.076 mW/g

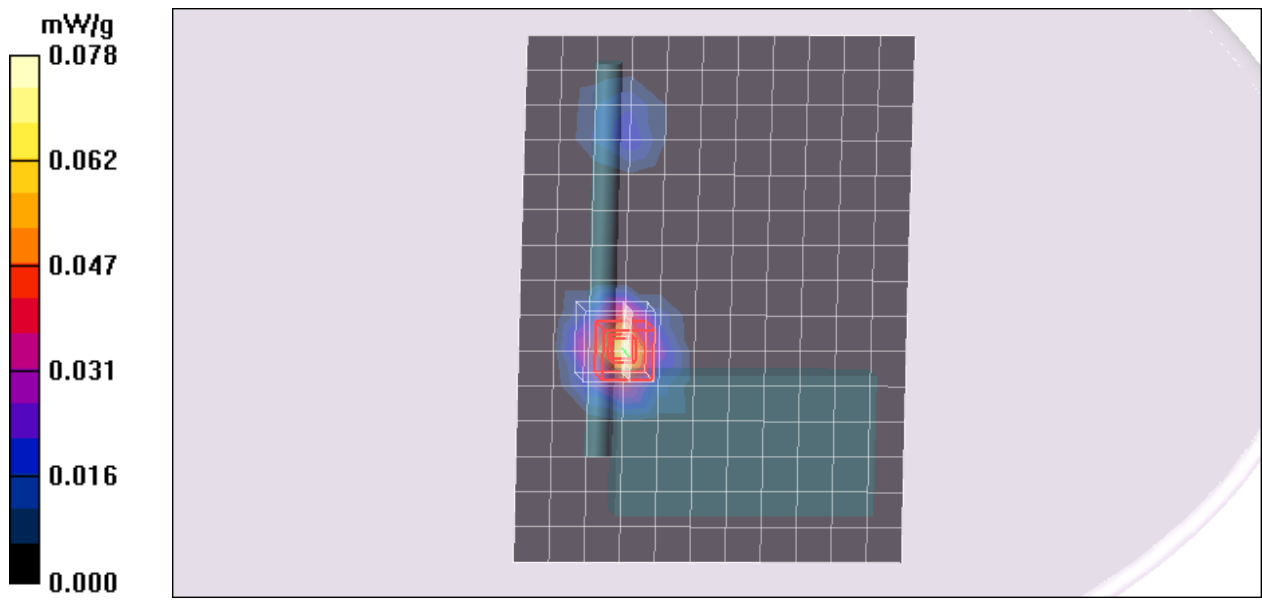
Low CH Rate 1M/Zoom Scan (7x7x9)/Cube 0: Measurement grid: dx=5mm, dy=5mm, dz=3mm

Reference Value = 0.455 V/m; Power Drift = -1.60 dB

Peak SAR (extrapolated) = 0.099 W/kg

SAR(1 g) = 0.063 mW/g; SAR(10 g) = 0.037 mW/g

Maximum value of SAR (measured) = 0.078 mW/g



Test Laboratory: Compliance Certification Services Inc.

80211g Bottom Flat mode GS-274SB -90

DUT: GS-274SB; Type: GS-274SB; Serial: N/A

Communication System: IEEE 802.11g WLAN; Frequency: 2437 MHz; Duty Cycle: 1:1

Medium parameters used (interpolated): $f = 2437$ MHz; $\sigma = 1.96$ mho/m; $\epsilon_r = 51.5$; $\rho = 1000$ kg/m³

Phantom section: Flat Section

Air Temperature: 24.6 deg C; Liquid Temperature: 23.6 deg C

Area Scan Find Secondary Maximum Within 2dB and with a peak SAR value greater than 0.0012W/kg

DASY4 Configuration:

- Probe: EX3DV4 - SN3671; ConvF(7.17, 7.17, 7.17);
- Sensor-Surface: 2.5mm (Mechanical Surface Detection)
- Electronics: DAE4 Sn877; Calibrated: 2/3/2009
- Phantom: ELI 4.0; Type: QDOVA001BA; Serial: 1056
- Measurement SW: DASY5, V5.0 Build 125; Postprocessing SW: SEMCAD, V1.8 Build 186

Middle CH Rate 6M/Area Scan (17x12x1): Measurement grid: dx=15mm, dy=15mm

Maximum value of SAR (measured) = 0.408 mW/g

Middle CH Rate 6M/Zoom Scan (7x7x9)/Cube 0: Measurement grid:

dx=5mm, dy=5mm, dz=3mm

Reference Value = 8.04 V/m; Power Drift = -0.106 dB

Peak SAR (extrapolated) = 0.696 W/kg

SAR(1 g) = 0.407 mW/g; SAR(10 g) = 0.214 mW/g

Maximum value of SAR (measured) = 0.533 mW/g

Middle CH Rate 6M/Zoom Scan (7x7x9)/Cube 1: Measurement grid:

dx=5mm, dy=5mm, dz=3mm

Reference Value = 8.04 V/m; Power Drift = -0.106 dB

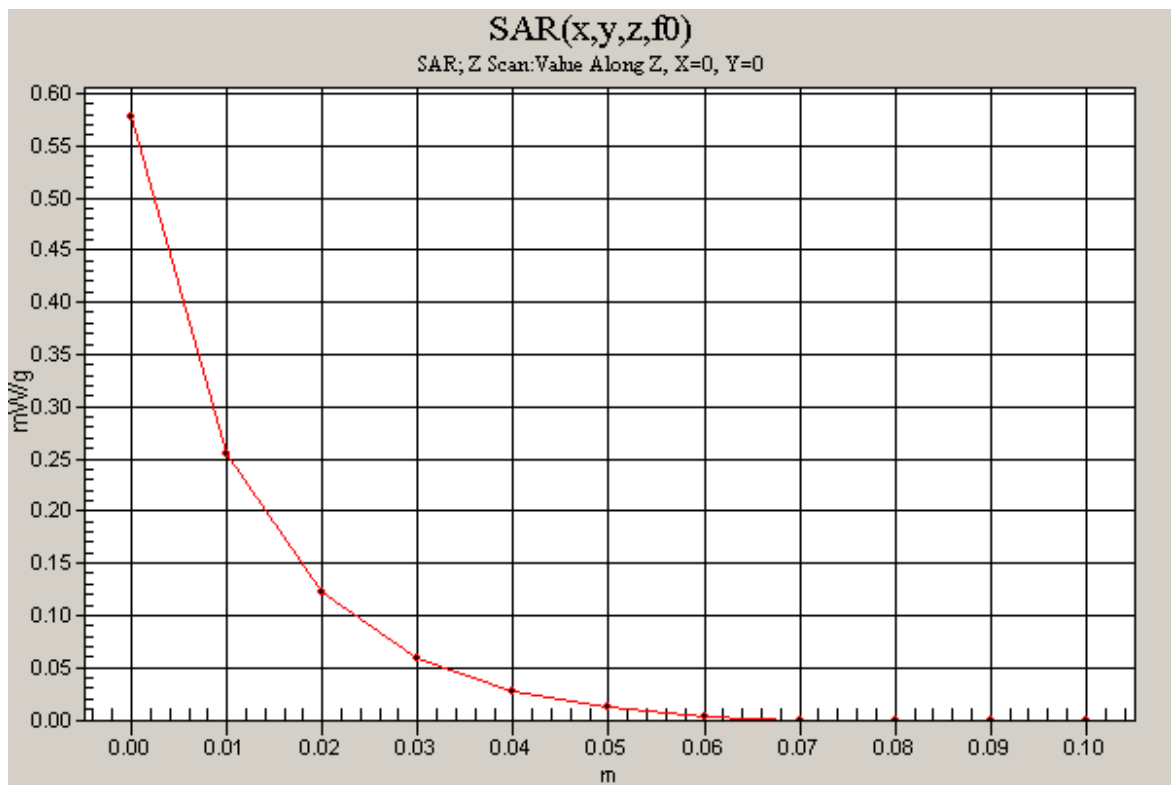
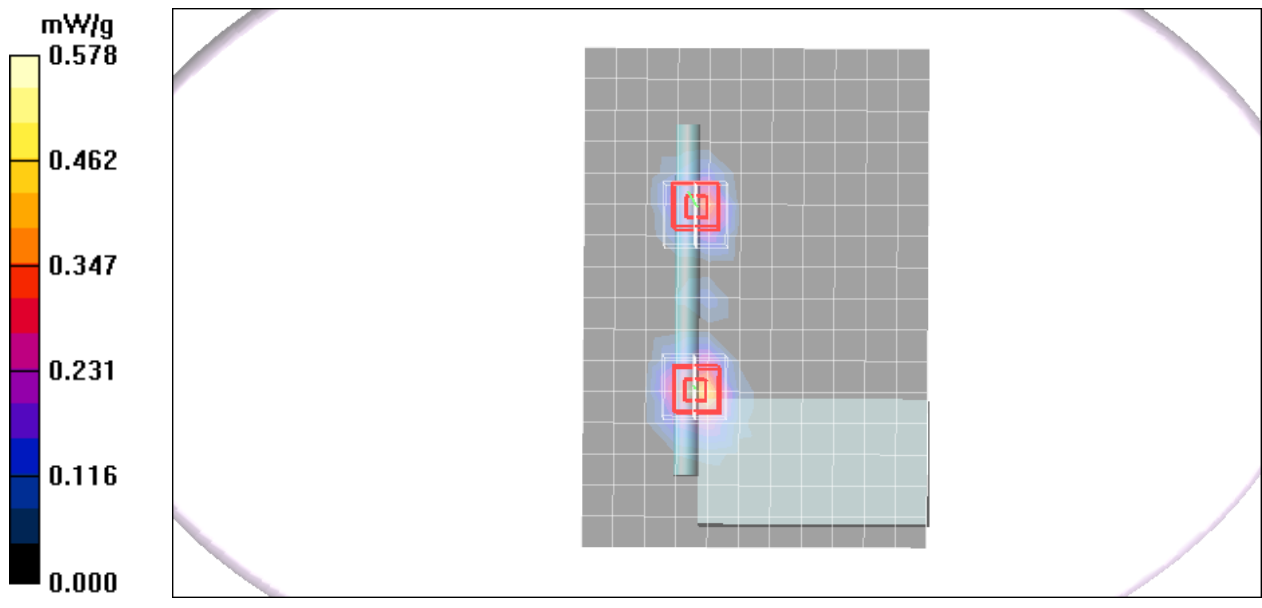
Peak SAR (extrapolated) = 0.629 W/kg

SAR(1 g) = 0.398 mW/g; SAR(10 g) = 0.196 mW/g

Maximum value of SAR (measured) = 0.464 mW/g

Middle CH Rate 6M/Z Scan (1x1x11): Measurement grid: dx=20mm, dy=20mm, dz=10mm

Maximum value of SAR (measured) = 0.578 mW/g



Test Laboratory: Compliance Certification Services Inc.

80211b Bottom Flat mode GS-274SB up 90

DUT: GS-274SB; Type: GS-274SB; Serial: N/A

Communication System: IEEE 802.11b WLAN; Frequency: 2412 MHz; Duty Cycle: 1:1

Medium parameters used: $f = 2412$ MHz; $\sigma = 1.93$ mho/m; $\epsilon_r = 51.6$; $\rho = 1000$ kg/m³

Phantom section: Flat Section

Air Temperature: 24.6 deg C; Liquid Temperature: 23.6 deg C

Area Scan Find Secondary Maximum Within 2dB and with a peak SAR value greater than 0.0012W/kg

DASY4 Configuration:

- Probe: EX3DV4 - SN3671; ConvF(7.17, 7.17, 7.17);
- Sensor-Surface: 2.5mm (Mechanical Surface Detection)
- Electronics: DAE4 Sn877; Calibrated: 2/3/2009
- Phantom: ELI 4.0; Type: QDOVA001BA; Serial: 1056
- Measurement SW: DASY5, V5.0 Build 125; Postprocessing SW: SEMCAD, V1.8 Build 186

Low CH Rate 1M /Area Scan (11x11x1): Measurement grid: dx=15mm, dy=15mm

Maximum value of SAR (measured) = 0.023 mW/g

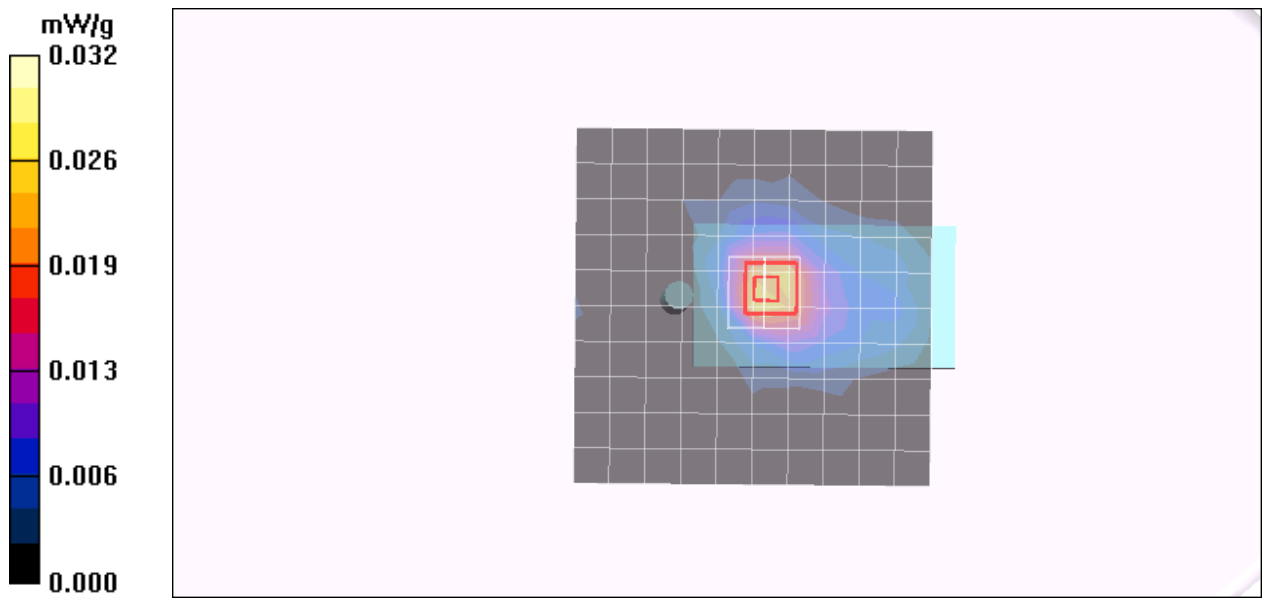
Low CH Rate 1M /Zoom Scan (7x7x9)/Cube 0: Measurement grid: dx=5mm, dy=5mm, dz=3mm

Reference Value = 0.219 V/m; Power Drift = -0.089 dB

Peak SAR (extrapolated) = 0.043 W/kg

SAR(1 g) = 0.025 mW/g; SAR(10 g) = 0.014 mW/g

Maximum value of SAR (measured) = 0.032 mW/g



Test Laboratory: Compliance Certification Services Inc.

80211g Bottom Flat mode GS-274SB up 90

DUT: GS-274SB; Type: GS-274SB; Serial: N/A

Communication System: IEEE 802.11g WLAN; Frequency: 2437 MHz; Duty Cycle: 1:1

Medium parameters used (interpolated): $f = 2437$ MHz; $\sigma = 1.96$ mho/m; $\epsilon_r = 51.5$; $\rho = 1000$ kg/m³

Phantom section: Flat Section

Air Temperature: 24.6 deg C; Liquid Temperature: 23.6 deg C

Area Scan Find Secondary Maximum Within 2dB and with a peak SAR value greater than 0.0012W/kg

DASY4 Configuration:

- Probe: EX3DV4 - SN3671; ConvF(7.17, 7.17, 7.17);
- Sensor-Surface: 2.5mm (Mechanical Surface Detection)
- Electronics: DAE4 Sn877; Calibrated: 2/3/2009
- Phantom: ELI 4.0; Type: QDOVA001BA; Serial: 1056
- Measurement SW: DASY5, V5.0 Build 125; Postprocessing SW: SEMCAD, V1.8 Build 186

Middle CH Rate 6M/Area Scan (9x13x1): Measurement grid: dx=15mm, dy=15mm

Maximum value of SAR (measured) = 0.024 mW/g

Middle CH Rate 6M/Zoom Scan (7x7x9)/Cube 0: Measurement grid:

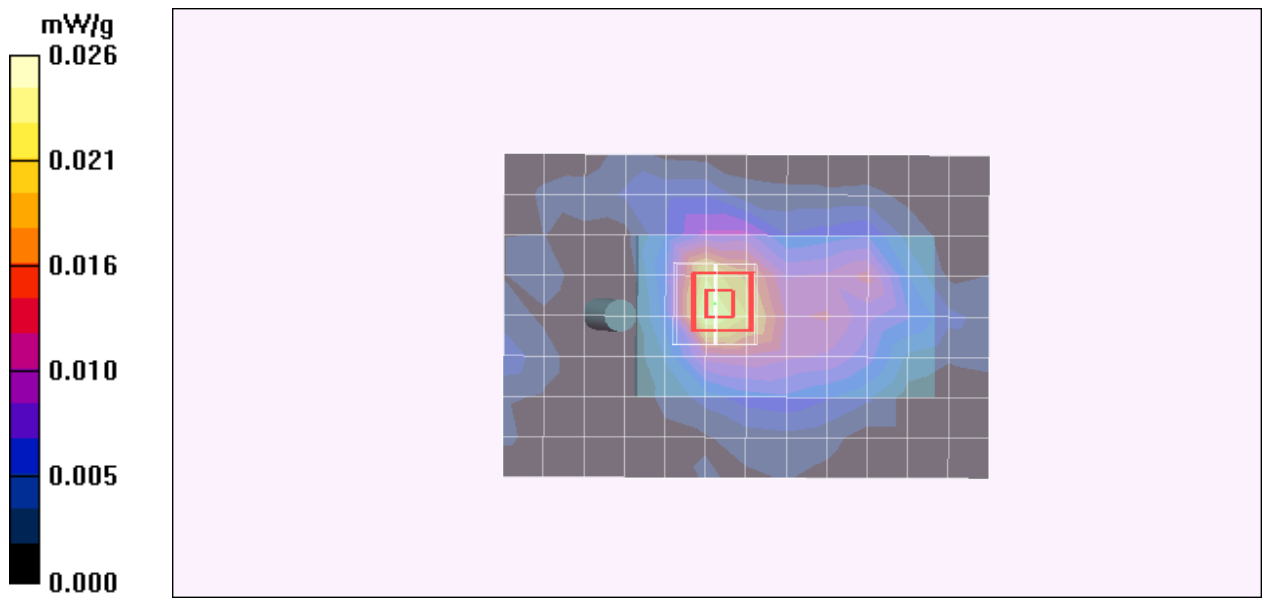
dx=5mm, dy=5mm, dz=3mm

Reference Value = 0.813 V/m; Power Drift = -0.029 dB

Peak SAR (extrapolated) = 0.033 W/kg

SAR(1 g) = 0.021 mW/g; SAR(10 g) = 0.013 mW/g

Maximum value of SAR (measured) = 0.026 mW/g



Test Laboratory: Compliance Certification Services Inc.

80211b Bottom Flat mode GS-274SB down 90

DUT: GS-274SB; Type: GS-274SB; Serial: N/A

Communication System: IEEE 802.11b WLAN; Frequency: 2412 MHz; Duty Cycle: 1:1

Medium parameters used: $f = 2412$ MHz; $\sigma = 1.93$ mho/m; $\epsilon_r = 51.6$; $\rho = 1000$ kg/m³

Phantom section: Flat Section

Air Temperature: 24.6 deg C; Liquid Temperature: 23.6 deg C

Area Scan Find Secondary Maximum Within 2dB and with a peak SAR value greater than 0.0012W/kg

DASY4 Configuration:

- Probe: EX3DV4 - SN3671; ConvF(7.17, 7.17, 7.17);
- Sensor-Surface: 2.5mm (Mechanical Surface Detection)
- Electronics: DAE4 Sn877; Calibrated: 2/3/2009
- Phantom: ELI 4.0; Type: QDOVA001BA; Serial: 1056
- Measurement SW: DASY5, V5.0 Build 125; Postprocessing SW: SEMCAD, V1.8 Build 186

Low CH Rate 1M 2/Area Scan (9x9x1): Measurement grid: dx=15mm, dy=15mm
Maximum value of SAR (measured) = 0.003 mW/g

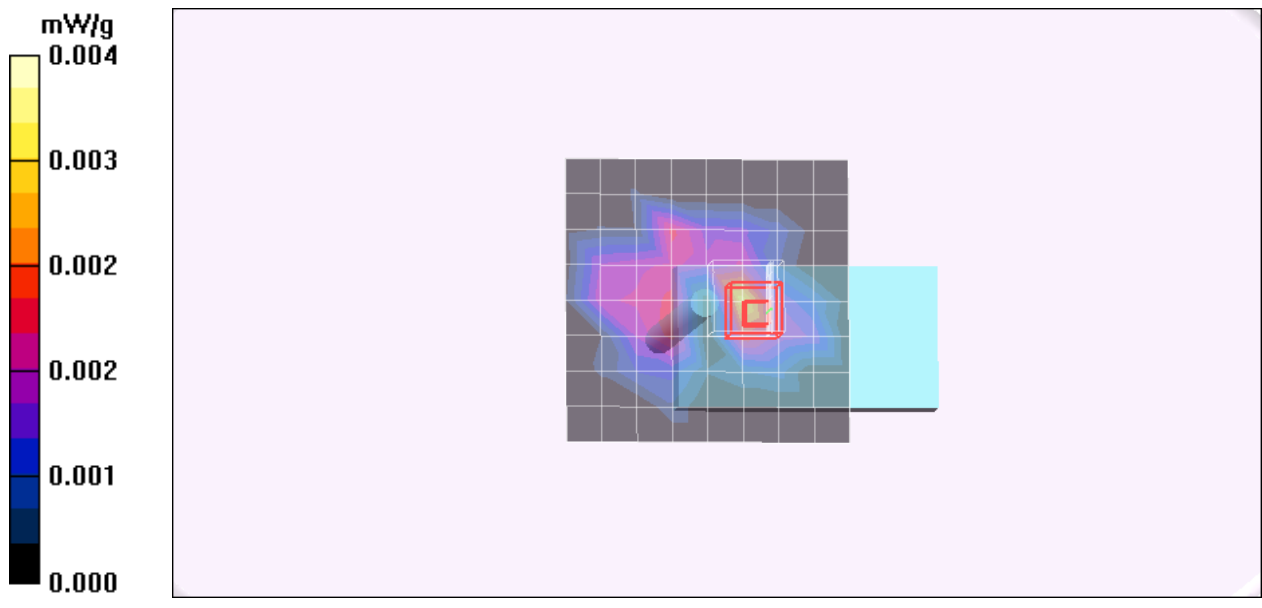
Low CH Rate 1M 2/Zoom Scan (7x7x9)/Cube 0: Measurement grid:
dx=5mm, dy=5mm, dz=3mm

Reference Value = 0.000 V/m; Power Drift = -0.099 dB

Peak SAR (extrapolated) = 0.012 W/kg

SAR(1 g) = 0.00123 mW/g; SAR(10 g) = 0.000268 mW/g

Maximum value of SAR (measured) = 0.003 mW/g



Test Laboratory: Compliance Certification Services Inc.

80211g Bottom Flat mode GS-274SB down 90

DUT: GS-274SB; Type: GS-274SB; Serial: N/A

Communication System: IEEE 802.11g WLAN; Frequency: 2437 MHz; Duty Cycle: 1:1

Medium parameters used (interpolated): $f = 2437$ MHz; $\sigma = 1.96$ mho/m; $\epsilon_r = 51.5$; $\rho = 1000$ kg/m³

Phantom section: Flat Section

Air Temperature: 24.6 deg C; Liquid Temperature: 23.6 deg C

Area Scan Find Secondary Maximum Within 2dB and with a peak SAR value greater than 0.0012W/kg

DASY4 Configuration:

- Probe: EX3DV4 - SN3671; ConvF(7.17, 7.17, 7.17);
- Sensor-Surface: 2.5mm (Mechanical Surface Detection)
- Electronics: DAE4 Sn877; Calibrated: 2/3/2009
- Phantom: ELI 4.0; Type: QDOVA001BA; Serial: 1056
- Measurement SW: DASY5, V5.0 Build 125; Postprocessing SW: SEMCAD, V1.8 Build 186

Middle CH Rate 6M/Area Scan (10x10x1): Measurement grid: dx=15mm, dy=15mm

Maximum value of SAR (measured) = 0.013 mW/g

Middle CH Rate 6M/Zoom Scan (7x7x9)/Cube 0: Measurement grid:

dx=5mm, dy=5mm, dz=3mm

Reference Value = 0.458 V/m; Power Drift = -0.095 dB

Peak SAR (extrapolated) = 0.019 W/kg

SAR(1 g) = 0.00948 mW/g; SAR(10 g) = 0.00477 mW/g

Maximum value of SAR (measured) = 0.012 mW/g

Middle CH Rate 6M/Zoom Scan (7x7x9)/Cube 1: Measurement grid:

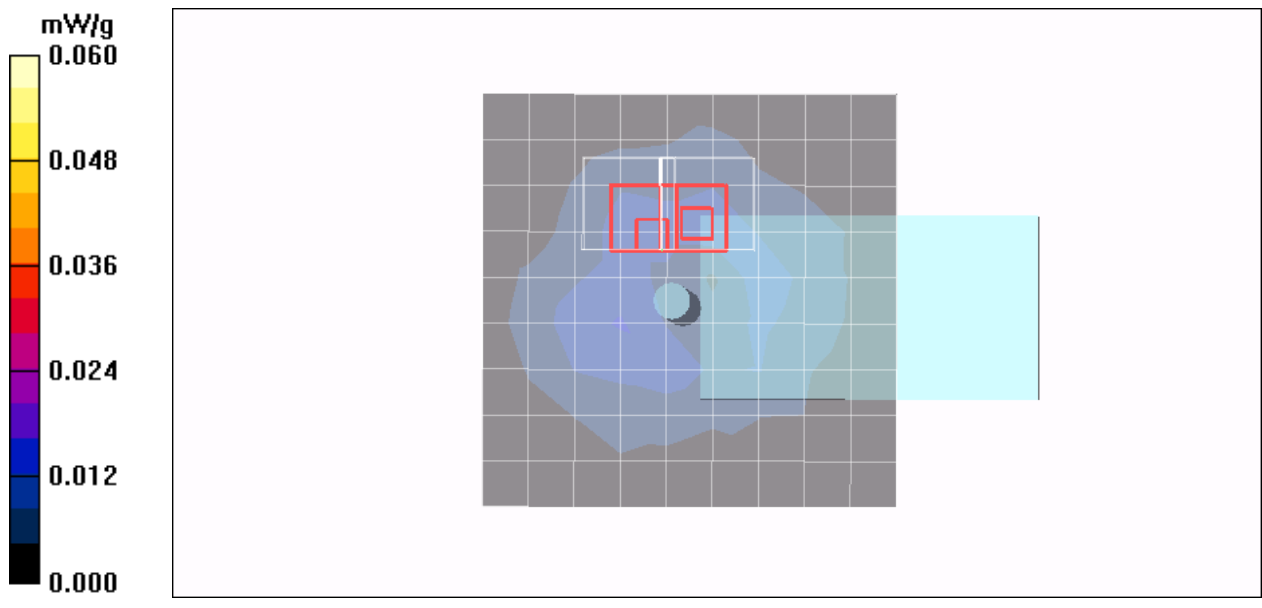
dx=5mm, dy=5mm, dz=3mm

Reference Value = 0.458 V/m; Power Drift = -0.095 dB

Peak SAR (extrapolated) = 0.039 W/kg

SAR(1 g) = 0.00827 mW/g; SAR(10 g) = 0.00397 mW/g

Maximum value of SAR (measured) = 0.011 mW/g



Test Laboratory: Compliance Certification Services Inc.

80211g Bottom Flat mode GS-274SB 0 10 mm

DUT: GS-274SB; Type: GS-274SB; Serial: N/A

Communication System: IEEE 802.11g WLAN; Frequency: 2437 MHz; Duty Cycle: 1:1

Medium parameters used (interpolated): $f = 2437$ MHz; $\sigma = 1.96$ mho/m; $\epsilon_r = 51.5$; $\rho = 1000$ kg/m³

Phantom section: Flat Section

Air Temperature: 24.6 deg C; Liquid Temperature: 23.6 deg C

Area Scan Find Secondary Maximum Within 2dB and with a peak SAR value greater than 0.0012W/kg

DASY4 Configuration:

- Probe: EX3DV4 - SN3671; ConvF(7.17, 7.17, 7.17);
- Sensor-Surface: 2.5mm (Mechanical Surface Detection)
- Electronics: DAE4 Sn877; Calibrated: 2/3/2009
- Phantom: ELI 4.0; Type: QDOVA001BA; Serial: 1056
- Measurement SW: DASY5, V5.0 Build 125; Postprocessing SW: SEMCAD, V1.8 Build 186

Middle CH Rate 6M/Area Scan (9x23x1): Measurement grid: dx=15mm, dy=15mm

Maximum value of SAR (measured) = 0.211 mW/g

Middle CH Rate 6M/Zoom Scan (7x7x9)/Cube 0: Measurement grid:

dx=5mm, dy=5mm, dz=3mm

Reference Value = 1.94 V/m; Power Drift = -0.107 dB

Peak SAR (extrapolated) = 0.302 W/kg

SAR(1 g) = 0.196 mW/g; SAR(10 g) = 0.119 mW/g

Maximum value of SAR (measured) = 0.235 mW/g

