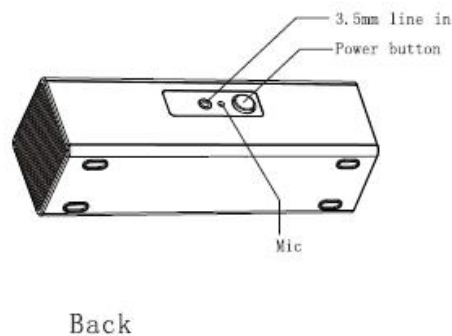
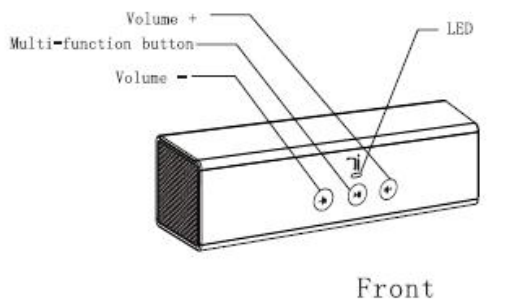


MANUAL

Welcome: Thank you for your purchase of our Bluetooth Car Kit wireless Stereo player. This User's Guide will help you to learn the basic features. Please read it carefully before using.

You will find the Bluetooth Car Kit to be convenient, compact and easy to use. It can be connected wirelessly to almost any Bluetooth device, or by wire to any music source with a 3.5mm jack.

Functional Parts



Operating Instructions

Bluetooth mode

- 1) turn on Bluetooth on your device. Go to the search new devices function, usually called something similar to: 'look for new devices'. Activate this, so that your phone or other bluetooth enabled device starts searching for new devices.


Then on the power switch on the Bluetooth Car Kit, located at the back of the unit. A beep sound will be made to indicate that the Bluetooth Car Kit has been turned on. It will then automatically begin looking for new devices. The red and blue LEDs will flash alternatively to indicate that the unit is in pairing mode. The unit


will first search for the last paired device for 8 seconds.

The unit will then either connect to the last paired device if it is found, or search for new devices. Please make sure that your device is still in pairing mode and searching during this process. The blue LED will flash slowly if the connection is successful.


- 2) When any of the touch sensitive buttons are pressed, they will glow blue. This lasts for 20 seconds. The red LED will be a solid blue colour if one of the touch buttons is pressed.


- 3) Volume control

Quickly press  button to turn the volume up. When there is music playing, hold the button down for 5 seconds to go to the next music track..

Quickly press  button to turn the volume down. When there is music playing, hold the button down for 5 seconds to go to the last music track..

- 4) Sleep mode:

hold down the  button for 4 seconds and the unit will go into sleep mode.

Hold down the  button while in sleep mode for 4 seconds to reactivate the Bluetooth Car Kit.

- 5) Automatic power off.

If no action is detected and no music is playing for three minutes, the unit will enter standby mode automatically.

Specifications

Bluetooth version: Bluetooth V2.0, class 2

Working range: max 10m

Frequency range: 2.4-2.48GHz

Support profile: HFP, HSP, A2DP, AVRCP

Power supply: built-in high capacity 1500mAh li-ion rechargeable battery.

Music playing time: about 4 hours on max volume, or 8 hours on normal volume.

FCC NOTE: THE MANUFACTURER IS NOT RESPONSIBLE FOR ANY RADIO OR TV INTERFERENCE CAUSED BY UNAUTHORIZED MODIFICATIONS TO THIS EQUIPMENT. SUCH MODIFICATIONS COULD VOID THE USER'S AUTHORITY TO OPERATE THE EQUIPMENT.

This device complies with Part 15 of the FCC Rules. Operation is subject to the following two conditions: 1. This device may not cause harmful interference. 2. This device must accept any interference received, including interference that may cause undesired operation.