

FCC PART 15 SUBPART C TEST REPORT

for

802.11 a/b/g/n/ac 2T2R WiFi USB 3.0 Dongle

Model No.: LP-8097

FCC ID: VYTLP8097

of

Applicant: Loopcomm Technology, Ltd.

**Address: 6F., No. 236, Bo'ai St., Shulin Dist., New Taipei City 23845
Taiwan**

Tested and Prepared

by

Worldwide Testing Services (Taiwan) Co., Ltd.

FCC Registration No.: 930600

Industry Canada filed test laboratory Reg. No. IC 5679A-1

A2LA Accredited No.: 2732.01



Report No.: W6M21402-13807-C-1

6F, NO. 58, LANE 188, RUEY-KUANG RD., NEIHU TAIPEI 114, TAIWAN, R.O.C.
TEL: 886-2-66068877 FAX: 886-2-66068879 E-mail: wts@wts-lab.com



TABLE OF CONTENTS

| | | |
|----------|---|------------|
| 1 | GENERAL INFORMATION..... | 2 |
| 1.1 | NOTES..... | 2 |
| 1.2 | TESTING LABORATORY | 3 |
| 1.2.1 | Location | 3 |
| 1.2.2 | Details of accreditation status | 3 |
| 1.3 | DETAILS OF APPROVAL HOLDER..... | 3 |
| 1.4 | APPLICATION DETAILS | 4 |
| 1.5 | GENERAL INFORMATION OF TEST ITEM | 4 |
| 1.6 | TEST STANDARDS..... | 8 |
| 2 | TECHNICAL TEST | 9 |
| 2.1 | SUMMARY OF TEST RESULTS | 9 |
| 2.2 | TEST ENVIRONMENT | 9 |
| 2.3 | TEST EQUIPMENT LIST | 10 |
| 2.4 | GENERAL TEST PROCEDURE | 12 |
| 3 | TEST RESULTS (ENCLOSURE) | 14 |
| 3.1 | PEAK OUTPUT POWER (TRANSMITTER)..... | 15 |
| 3.2 | EQUIVALENT ISOTROPIC RADIATED POWER..... | 38 |
| 3.3 | RF EXPOSURE COMPLIANCE REQUIREMENTS | 38 |
| 3.4 | TRANSMITTER RADIATED EMISSIONS IN RESTRICTED BANDS..... | 40 |
| 3.5 | SPURIOUS EMISSIONS (TX) | 41 |
| 3.6 | RADIATED EMISSION ON THE BAND EDGE | 63 |
| 3.7 | MINIMUM 6 dB BANDWIDTH..... | 80 |
| 3.8 | PEAK POWER SPECTRAL DENSITY | 102 |
| 3.9 | RADIATED EMISSION FROM DIGITAL PART | 125 |
| 3.10 | POWER LINE CONDUCTED EMISSION | 126 |
| | APPENDIX | 129 |



Registration number: W6M21402-13807-C-1
FCC ID: VYTLP8097

1 General Information

1.1 Notes

The purpose of conformity testing is to increase the probability of adherence to the essential requirements or conformity specifications, as appropriate.

The complexity of the technical specifications, however, means that full and thorough testing is impractical for both technical and economic reasons.

Furthermore, there is no guarantee that a test sample which has passed all the relevant tests conforms to a specification.

Neither is there any guarantee that such a test sample will interwork with other genuinely open systems. The existence of the tests nevertheless provides the confidence that the test sample possesses the qualities as maintained and that its performance generally conforms to representative cases of communications equipment.

The test results of this test report relate exclusively to the item tested as specified in 1.5.

The test report may only be reproduced or published in full.

Reproduction or publication of extracts from the report requires the prior written approval of the Worldwide Testing Services(Taiwan) Co., Ltd.

Specific Conditions:

Usage of the hereunder tested device in combination with other integrated or external antennas requires at least additional output power measurements, spurious emission measurements, conducted emission measurements (AC supply lines) and radio frequency exposure evaluations for each individual configuration performed, for certification by FCC.

The test sample is able to work according IEEE 802.11 a/b/g/n/ac.

This report is related to FCC Part 15 C (DSSS and OFDM device).

Tester:

| | | |
|----------------|-----------|-------------------|
| April 02, 2014 | Rick Chen | <i>Rick Chen.</i> |
|----------------|-----------|-------------------|

| | | | |
|------|----------|------|-----------|
| Date | WTS-Lab. | Name | Signature |
|------|----------|------|-----------|

Technical responsibility for area of testing:

| | | |
|----------------|------------|-------------------|
| April 02, 2014 | Kevin Wang | <i>Kevin Wang</i> |
|----------------|------------|-------------------|

| | | | |
|------|-----|------|-----------|
| Date | WTS | Name | Signature |
|------|-----|------|-----------|



Registration number: W6M21402-13807-C-1
FCC ID: VYTLP8097

1.2 Testing laboratory

1.2.1 Location

OATS

No.5-1, Lishui, Shuang Sing Village,
Wanli Dist., New Taipei City 207,
Taiwan (R.O.C.)

3 meter semi-anechoic chamber

No.35, Aly. 21, Ln. 228, Ankang Rd., Neihu Dist., Taipei City 114, Taiwan (R.O.C.)

TEL:886-2-6613-0228

FAX:886-2-2791-5046

Company

Worldwide Testing Services(Taiwan) Co., Ltd.

6F, NO. 58, LANE 188, RUEY-KUANG RD.

NEIHU, TAIPEI 114, TAIWAN R.O.C.

Tel : 886-2-66068877

Fax : 886-2-66068879

1.2.2 Details of accreditation status

Accredited testing laboratory

A2LA accredited number: 2732.01

FCC filed test laboratory Reg. No. 930600

Industry Canada filed test laboratory Reg. No. IC 5679A-1



Test location, where different from Worldwide Testing Services (Taiwan) Co., Ltd. :

Name: ./.

Accredited number: ./.

Street: ./.

Town: ./.

Country: ./.

Telephone: ./.

Fax: ./.

1.3 Details of approval holder

Name: Loopcomm Technology, Ltd.


Street: 6F., No. 236, Bo'ai St., Shulin Dist.,

Town: New Taipei City 23845

Country: Taiwan

Telephone: +886-2-86869685

Fax: +886-2-86869687



Registration number: W6M21402-13807-C-1
FCC ID: VYTLP8097

1.4 Application details

Date of receipt of test item: February 26, 2014
Date of test: from February 27, 2014 to April 02, 2014

1.5 General information of Test item

Type of test item: 802.11 a/b/g/n/ac 2T2R WiFi USB 3.0 Dongle
Model Number: LP-8097
Brand Name: Loopcomm
Multi-listing model number: ./.
Photos: see Appendix

Technical data

Frequency band: 5.745 GHz-5.825GHz, 2.4 GHz-2.4835 GHz

802.11a

Frequency (ch 149): 5.745 GHz
Frequency (ch 157): 5.785 GHz
Frequency (ch 165): 5.825 GHz

802.11n 20MHz

Frequency (ch 149): 5.745 GHz
Frequency (ch 157): 5.785 GHz
Frequency (ch 165): 5.825 GHz

802.11n 40MHz

Frequency (ch 151): 5.755 GHz
Frequency (ch 159): 5.795 GHz

802.11ac

Frequency (ch 155): 5.775 GHz

11b, 11g, 11n 20MHz

Frequency (ch 1): 2.412 GHz
Frequency (ch 6): 2.437 GHz
Frequency (ch 11): 2.462 GHz

11n 40MHz

Frequency (ch 1): 2.422 GHz
Frequency (ch 4): 2.437 GHz
Frequency (ch 7): 2.452 GHz



Worldwide Testing Services(Taiwan) Co., Ltd.

Registration number: W6M21402-13807-C-1
 FCC ID: VYTLP8097

Number of Channels: 11a, 11n 20MHz : 5 channels
 11n 40MHz: 2 channels
 11ac : 1 channels
 11b, 11g, 11n 20MHz: 11 channels
 11n 40MHz: 7 channels

Operation modes: duplex

Modulation Type: DSSS / OFDM

Fixed point-to-point operation: Yes / No

Type of Antenna: PCB Antenna (for 2.4GHz & 5GHz)

Antenna gain: 1 dBi (for 2.4GHz & 5GHz)

Directional gain: 4.01 dBi

According to KDB 662911, Unequal antenna gains, with equal transmit powers. For antenna gains given by G_1, G_2, \dots, G_N dBi. If transmit signals are correlated, then Directional gain $= 10 \log[(10^{G_1/20} + 10^{G_2/20} + \dots + 10^{G_N/20})^2 / N]$ dBi [Note the "20"s in the denominator of each exponent and the square of the sum of terms; the object is to combine the signal levels coherently.]

Power supply: USB 5Vdc (Power from PC)

Emission designator: **5.8GHz**
 802.11a: OFDM: 16M4D1D
 802.11n 20MHz: OFDM: 16M8D1D
 802.11n 40MHz: OFDM: 34M4D1D
 802.11ac: OFDM: 77M6D1D

2.4GHz
 802.11b: DSSS: 16M8G1D
 802.11g: OFDM: 17M0D1D
 802.11n 20MHz: OFDM: 18M3D1D
 802.11n 40MHz: OFDM: 38M4D1D

Host device: none

Classification :

| | |
|--|-------------------------------------|
| Fixed Device | <input type="checkbox"/> |
| Mobile Device (Human Body distance > 20cm) | <input checked="" type="checkbox"/> |
| Portable Device (Human Body distance < 20cm) | <input type="checkbox"/> |
| Modular Radio Device | <input type="checkbox"/> |



Registration number: W6M21402-13807-C-1

FCC ID: VYTLP8097

Transmitter

Unom

Antenna A

Mode A (802.11a)

Power (ch 149 or A): Conducted: 7.55 dBm

Power (ch 157 or B): Conducted: 7.67 dBm

Power (ch 165 or C): Conducted: 7.75 dBm

Mode B (802.11n 20MHz)

Power (ch 149 or A): Conducted: 6.49 dBm

Power (ch 157 or B): Conducted: 6.83 dBm

Power (ch 165 or C): Conducted: 6.91 dBm

Mode C (802.11n 40MHz)

Power (ch 151 or A): Conducted: 6.69 dBm

Power (ch 159 or B): Conducted: 6.97 dBm

Mode D (802.11ac)

Power (ch 155 or A): Conducted: 6.31 dBm

Mode E (802.11b)

Power (ch 1 or A): Conducted: 9.16 dBm

Power (ch 6 or B): Conducted: 9.42 dBm

Power (ch 11 or C): Conducted: 9.59 dBm

Mode F (802.11g)

Power (ch 1 or A): Conducted: 9.26 dBm

Power (ch 6 or B): Conducted: 9.64 dBm

Power (ch 11 or C): Conducted: 9.83 dBm

Mode G (802.11n 20MHz)

Power (ch 1 or A): Conducted: 6.07 dBm

Power (ch 6 or B): Conducted: 6.41 dBm


Power (ch 11 or C): Conducted: 6.46 dBm

Mode H (802.11n 40MHz)

Power (ch 1 or A): Conducted: 6.04 dBm

Power (ch 4 or B): Conducted: 6.26 dBm

Power (ch 7 or C): Conducted: 6.32 dBm



Registration number: W6M21402-13807-C-1
 FCC ID: VYTLP8097

Antenna B

Mode A (802.11a)

Power (ch 149 or A): Conducted: 7.63 dBm
 Power (ch 157 or B): Conducted: 7.50 dBm
 Power (ch 165 or C): Conducted: 7.38 dBm

Mode B (802.11n 20MHz)

Power (ch 149 or A): Conducted: 6.71 dBm
 Power (ch 157 or B): Conducted: 6.35 dBm
 Power (ch 165 or C): Conducted: 5.87 dBm

Mode C (802.11n 40MHz)

Power (ch 151 or A): Conducted: 5.94 dBm
 Power (ch 159 or B): Conducted: 5.46 dBm

Mode D (802.11ac)

Power (ch 155 or A): Conducted: 6.84 dBm

Mode E (802.11b)

Power (ch 1 or A): Conducted: 8.66 dBm
 Power (ch 6 or B): Conducted: 9.39 dBm
 Power (ch 11 or C): Conducted: 9.71 dBm

Mode F (802.11g)

Power (ch 1 or A): Conducted: 8.30 dBm
 Power (ch 6 or B): Conducted: 9.26 dBm
 Power (ch 11 or C): Conducted: 9.45 dBm


Mode G (802.11n 20MHz)

Power (ch 1 or A): Conducted: 5.79 dBm
 Power (ch 6 or B): Conducted: 6.50 dBm
 Power (ch 11 or C): Conducted: 6.64 dBm

Mode H (802.11n 40MHz)

Power (ch 1 or A): Conducted: 5.23 dBm
 Power (ch 4 or B): Conducted: 5.68 dBm
 Power (ch 7 or C): Conducted: 5.73 dBm

| Combine | mW | | | dBm | | |
|-----------------------|--------|--------|---------|--------|--------|---------|
| | Ch Low | Ch Mid | Ch High | Ch Low | Ch Mid | Ch High |
| 802.11n 20MHz(5.8GHz) | 9.15 | 9.14 | 8.77 | 9.61 | 9.61 | 9.43 |
| 802.11n 40MHz | 8.60 | -- | 8.50 | 9.34 | -- | 9.29 |
| 802.11ac | 9.11 | -- | -- | 9.60 | -- | -- |
| 802.11n 20MHz(2.4GHz) | 7.84 | 8.85 | 9.04 | 8.94 | 9.47 | 9.56 |
| 802.11n 40MHz | 7.35 | 7.93 | 8.03 | 8.66 | 8.99 | 9.05 |




Registration number: W6M21402-13807-C-1
FCC ID: VYTLP8097

Manufacturer: (if applicable)

Name: ./.
Street: ./.
Town: ./.
Country: ./.

1.6 Test standards

Technical standard : FCC RULES PART 15 SUBPART C § 15.247 (2011-10)



Registration number: W6M21402-13807-C-1
FCC ID: VYTLP8097

2 Technical test

2.1 Summary of test results


No deviations from the technical specification(s) were ascertained in the course of the tests performed.

or

The deviations as specified in 2.5 were ascertained in the course of the tests performed.

2.2 Test environment

Temperature: 23 °C
Relative humidity content: 20 ... 75 %
Air pressure: 86 ... 103 kPa
Power supply: USB 5Vdc (Power from PC)
Extreme conditions parameters: ./.




Registration number: W6M21402-13807-C-1

FCC ID: VYTLP8097

2.3 Test Equipment List

| No. | Test equipment | Type | Serial No. | Manufacturer | Cal. Date | Next Cal. Date |
|--------------|---|------------------------|---------------|--------------------|---------------|----------------|
| ETSTW-CE 001 | EMI TEST RECEIVER | ESHS10 | 842121/013 | R&S | 2013/9/2 | 2014/9/1 |
| ETSTW-CE 003 | AC POWER SOURCE | APS-9102 | D161137 | GW | Function Test | |
| ETSTW-CE 008 | HF-EICHLITUNG RF STEP ATTENUATOR 139dB DPSP | 334.6010.02 | 844581/024 | R&S | Function Test | |
| ETSTW-CE 009 | TEMP.&HUMIDITY CHAMBER | GTH-225-40-1P-U | MAA0305-009 | GIANT FORCE | 2013/7/10 | 2014/7/9 |
| ETSTW-CE 016 | TWO-LINE V-NETWORK | ENV216 | 100050 | R&S | 2013/10/28 | 2014/10/27 |
| ETSTW-RE 004 | EMI TEST RECEIVER | ESI 40 | 832427/004 | R&S | 2013/9/2 | 2014/9/1 |
| ETSTW-RE 005 | EMI TEST RECEIVER | ESVS10 | 843207/020 | R&S | 2013/9/2 | 2014/9/1 |
| ETSTW-RE 012 | TUNABLE BANDREJECT FILTER | D.C 0309 | 146 | K&L | Function Test | |
| ETSTW-RE 013 | TUNABLE BANDREJECT FILTER | D.C 0336 | 397 | K&L | Function Test | |
| ETSTW-RE 018 | MICROWAVE HORN ANTENNA | AT4560 | 27212 | AR | 2013/10/15 | 2014/10/14 |
| ETSTW-RE 027 | Passive Loop Antenna | 6512 | 00034563 | ETS-Lindgren | 2013/7/3 | 2014/7/2 |
| ETSTW-RE 030 | Double-Ridged Guide Horn Antenna | 3117 | 00035224 | EMCO | 2014/2/25 | 2015/2/24 |
| ETSTW-RE 045 | ESA-E SERIES SPECTRUM ANALYZER | E4404B | MY45111242 | Agilent | Pre-test Use | |
| ETSTW-RE 049 | TRILOG Super Broadband test Antenna | VULB 9160 | 9160-3185 | Schwarzbeck | 2014/2/18 | 2015/2/17 |
| ETSTW-RE 050 | Attenuator 10dB | 50HF-010-1 | None | JFW | 2014/3/3 | 2015/3/2 |
| ETSTW-RE 051 | Attenuator 6dB | 50HF-006-1 | None | JFW | 2014/3/3 | 2015/3/2 |
| ETSTW-RE 053 | Attenuator 3dB | 50HF-003-1 | None | JFW | 2014/3/3 | 2015/3/2 |
| ETSTW-RE 055 | SPECTRUM ANALYZER | FSU 26 | 200074 | R&S | 2013/5/31 | 2014/5/30 |
| ETSTW-RE 060 | Attenuator 30dB | 5015-30 | F651012z-01 | ATM | 2014/3/3 | 2015/3/2 |
| ETSTW-RE 062 | Amplifier Module | CHC 2 | None | KMIC | 2013/11/27 | 2014/11/26 |
| ETSTW-RE 064 | Bluetooth Test Set | MT8852B-042 | 6K00005709 | Anritsu | Function Test | |
| ETSTW-RE 069 | Double-Ridged Guide Horn Antenna | 3117 | 00069377 | EMCO | Function Test | |
| ETSTW-RE 072 | CELL SITE TEST SET | 8921A | 3339A00375 | HP | 2013/10/7 | 2014/10/6 |
| ETSTW-RE 088 | SOLID STATE AMPLIFIER | KMA180265A01 | 99057 | KMIC | 2013/10/11 | 2014/10/10 |
| ETSTW-RE 099 | DC Block | 50DB-007-1 | None | JFW | 2014/3/3 | 2015/3/2 |
| ETSTW-RE 106 | Humidity Temperature Meter | TES-1366 | 091011113 | TES | 2013/12/04 | 2014/12/03 |
| ETSTW-RE 111 | TRILOG Super Broadband test Antenna | VULB 9160 | 9160-3309 | Schwarz beck | 2013/12/27 | 2014/12/26 |
| ETSTW-RE 112 | AC POWER SOURCE | TFC-1005 | None | T-Power | Function test | |
| ETSTW-RE 115 | 2.4GHz Notch Filter | N0124411 | 473874 | MICROWAVE CIRCUITS | 2014/1/10 | 2015/1/09 |
| ETSTW-RE 120 | RF Player | MP9200 | MP9210-111022 | ADIVIC | Function test | |
| ETSTW-RE 122 | SIGNAL GENERATOR | SMF100A | 102149 | R&S | 2013/6/28 | 2014/6/27 |
| ETSTW-RE 125 | 5GHz Notch filter | 5NSL11-5200/E221.3-O/O | 1 | K&L Microwave | 2013/8/16 | 2014/8/15 |



Worldwide Testing Services(Taiwan) Co., Ltd.

Registration number: W6M21402-13807-C-1
 FCC ID: VYTLP8097

| | | | | | | |
|-----------------|--------------------------------------|--|--------------|--------------------|------------------|------------|
| ETSTW-RE 126 | 5GHz Notch filter | 5NSL11-5800/E221.3-O/O | 1 | K&L Microwave | 2013/8/16 | 2014/8/15 |
| ETSTW-RE 127 | RF Switch Box | RFS-01 | None | WTS | 2014/3/3 | 2015/3/2 |
| ETSTW-RE 128 | 5.3GHz Notch filter | N0153001 | SN487233 | Microwave Circuits | 2013/8/13 | 2014/8/12 |
| ETSTW-RE 129 | 5.5GHz Notch filter | N0555984 | SN487234 | Microwave Circuits | 2013/8/13 | 2014/8/12 |
| ETSTW-RE 130 | Handheld RF Spectrum Analyzer | N9340A | CN0147000204 | Agilent | Pre-test Use | |
| ETSTW-GSM 002 | Universal Radio Communication Tester | CMU 200 | 109439 | R&S | 2013/10/7 | 2014/10/6 |
| ETSTW-GSM 019 | Band Reject Filter | WRCTF824/849-822/851-40 /12+9SS | 3 | WI | 2014/1/10 | 2015/1/09 |
| ETSTW-GSM 020 | Band Reject Filter | WRCD1747/1748-1743/1752-32/5SS | 1 | WI | 2014/1/10 | 2015/1/09 |
| ETSTW-GSM 021 | Band Reject Filter | WRCD1879.5/1880.5-1875.5/1884.5-32/5SS | 3 | WI | 2014/1/10 | 2015/1/09 |
| ETSTW-GSM 022 | Band Reject Filter | WRCT901.9/903.1-904.25-50/8SS | 1 | WI | 2014/1/10 | 2015/1/09 |
| ETSTW-GSM 023 | Power Divider | 4901.19.A | None | SUHNER | 2013/9/18 | 2014/9/17 |
| ETSTW-Cable 010 | BNC Cable | 5 M BNC Cable | None | JYE BAO CO.,LTD. | 2014/2/27 | 2015/2/26 |
| ETSTW-Cable 011 | BNC Cable | BNC Cable 1 | None | JYE BAO CO.,LTD. | Pre-test Use NCR | |
| ETSTW-Cable 012 | N TYPE To SMA Cable | Cable 012 | None | JYE BAO CO.,LTD. | 2014/2/27 | 2015/2/26 |
| ETSTW-Cable 016 | BNC Cable | Switch Box | B Cable 1 | Schwarz beck | 2014/2/27 | 2015/2/26 |
| ETSTW-Cable 017 | BNC Cable | X Cable | B Cable 2 | Schwarz beck | 2014/2/27 | 2015/2/26 |
| ETSTW-Cable 018 | BNC Cable | Y Cable | B Cable 3 | Schwarz beck | 2014/2/27 | 2015/2/26 |
| ETSTW-Cable 019 | BNC Cable | Z Cable | B Cable 4 | Schwarz beck | 2014/2/27 | 2015/2/26 |
| ETSTW-Cable 022 | N TYPE Cable | 5006 | 0002 | JYE BAO CO.,LTD. | 2014/2/19 | 2015/2/18 |
| ETSTW-Cable 026 | Microwave Cable | SUCOFLEX 104 | 279075 | HUBER+SUHNER | 2014/3/3 | 2015/3/2 |
| ETSTW-Cable 027 | Microwave Cable | SUCOFLEX 104 | 279083 | HUBER+SUHNER | 2014/3/3 | 2015/3/2 |
| ETSTW-Cable 028 | Microwave Cable | FA147A0015M2020 | 30064-2 | UTIFLEX | 2013/10/11 | 2014/10/10 |
| ETSTW-Cable 029 | Microwave Cable | FA147A0015M2020 | 30064-3 | UTIFLEX | 2013/10/11 | 2014/10/10 |
| ETSTW-Cable 030 | Microwave Cable | SUCOFLEX 104 (S_Cable 9) | 279067 | HUBER+SUHNER | 2014/3/3 | 2015/3/2 |
| ETSTW-Cable 031 | Microwave Cable | SUCOFLEX 104 (S_Cable 10) | 238092 | HUBER+SUHNER | 2013/11/27 | 2014/11/26 |
| ETSTW-Cable 043 | Microwave Cable | SUCOFLEX 104 | 317576 | HUBER+SUHNER | 2013/11/27 | 2014/11/26 |
| ETSTW-Cable 047 | Microwave Cable | SUCOFLEX 104 | 325518 | HUBER+SUHNER | 2013/11/27 | 2014/11/26 |
| ETSTW-Cable 053 | N TYPE To SMA Cable | RG142 | None | JYE BAO CO.,LTD. | 2014/2/19 | 2015/2/18 |
| ETSTW-Cable 058 | Microwave Cable | SUCOFLEX 104 | none | HUBER+SUHNER | 2014/2/19 | 2015/2/18 |
| WTSTW-SW 002 | EMI TEST SOFTWARE | EZ_EMCC | None | Farad | Version ETS-03A1 | |



Registration number: W6M21402-13807-C-1
FCC ID: VYTLP8097

2.4 General Test Procedure

POWER LINE CONDUCTED INTERFERENCE: The procedure used was ANSI STANDARD C63.4-2009 5.2 using a 50 μ H LISN (if necessary). Both lines were observed. The bandwidth of the spectrum analyzer was 10 kHz with an appropriate sweep speed.

RADIATION INTERFERENCE: The test procedure used was according to ANSI STANDARD C63.4-2009 6.4 employing a spectrum analyzer. For investigated frequency is equal to or below 1GHz, the RBW and VBW of the spectrum analyzer was 100 kHz and 100kHz respectively with an appropriate sweep speed. For investigated frequency is above 1GHz, both of RBW and VBW of the spectrum analyzer were 1 MHz with an appropriate sweep speed. The analyzer was calibrated in dB above a microvolt at the output of the antenna.

FORMULA OF CONVERSION FACTORS: The Field Strength at 3m was established by adding the meter reading of the spectrum analyzer (which is set to read in units of dB μ V) to the antenna correction factor supplied by the antenna manufacturer. The antenna correction factors are stated in terms of dB.

Example:

| | |
|------------|--|
| Freq (MHz) | METER READING + ACF + CABLE LOSS (to the receiver) = FS |
| 33 | 20 dB μ V + 10.36 dB + 6 dB = 36.36 dB μ V/m @3m |

The EUT was placed on a table 80 cm high and with dimensions of 1m by 1.5m (non metallic table) and arranged according to ANSI C63.4-2009 6.3.1. The table used for radiated measurements is capable of continuous rotation. The spectrum was scanned from 30 MHz to the frequency specified as follows:

- (1) If the intentional radiator operates below 10 GHz: to the tenth harmonic of the highest fundamental frequency or to 40 GHz, whichever is lower.
- (2) If the intentional radiator operates at or above 10 GHz and below 30 GHz: to the fifth harmonic of the highest fundamental frequency or to 100 GHz, whichever is lower.
- (3) If the intentional radiator operates at or above 30 GHz: to the fifth harmonic of the highest fundamental frequency or to 200 GHz, whichever is lower, unless specified otherwise elsewhere in the rules.
- (4) If the intentional radiator contains a digital device, regardless of whether this digital device controls the functions of the intentional radiator or the digital device is used for additional control or function purposes other than to enable the operation of the intentional radiator, the frequency range shall be investigated up to the range specified in paragraphs (a)(1)-(a)(3) of this section or the range applicable to the digital device, as shown in paragraph (b)(1) of this Section, whichever is the higher frequency range of investigation.

For hand-held devices, a exploratory test was performed with three (3) orthogonal planes to determine the highest emissions.

Measurements were made by Worldwide Testing Services(Taiwan) Co., Ltd. at the registered open field test site located at No.5-1, Lishui, Shuang Sing Village, Wanli Dist., New Taipei City 207, Taiwan (R.O.C.). The Registration Number: 930600.

When an emission was found, the table was rotated to produce the maximum signal strength. At this point, the antenna was raised and lowered from 1m to 4m. The antenna was placed in both the horizontal and vertical planes.



Registration number: W6M21402-13807-C-1
FCC ID: VYTLP8097

When the radiated emission limits are expressed in terms of the average value of the emission, and pulsed operation is employed, the measurement field strength shall be determined by averaging over one complete pulse train, including blanking intervals, as long as the pulse train does not exceed 0.1 seconds. As an alternative (provided the transmitter operates for longer than 0.1 seconds) or in cases where the pulse train exceeds 0.1 seconds, the measured field strength shall be determined from the average absolute voltage during a 0.1 second interval during which the field strength is at its maximum value.

The formula is as follows:

Average = Peak + Duty Factor

Duty Factor = $20 \log(\text{dwell time}/T)$

T = 100ms when the pulse train period is over 100 ms or the period of the pulse train.

Modified Limits for peak according to 15.35 (b) = Max Permitted average Limits + 20dB

ANSI STANDARD C63.4-2009 10.2.7: Any measurements that utilize special test software shall be indicated and referenced in the test report. During testing, test software 'EZ EMC' was used for setting up different operation modes.



Registration number: W6M21402-13807-C-1

FCC ID: VYTLP8097

3 Test results (enclosure)

| TEST CASE | Para. Number | Required | Test passed | Test failed |
|---|----------------------|-------------------------------------|-------------------------------------|--------------------------|
| Peak Output Power | 15.247(b) | <input checked="" type="checkbox"/> | <input checked="" type="checkbox"/> | <input type="checkbox"/> |
| Equivalent isotropically radiated Power | 15.247(b) | <input checked="" type="checkbox"/> | <input checked="" type="checkbox"/> | <input type="checkbox"/> |
| Spurious Emissions radiated – Transmitter operating | 15.247(c): 15.209 | <input checked="" type="checkbox"/> | <input checked="" type="checkbox"/> | <input type="checkbox"/> |
| Band Edge Measurement | 15.247(d) | <input checked="" type="checkbox"/> | <input checked="" type="checkbox"/> | <input type="checkbox"/> |
| Minimum 6 dB Bandwidth | 15.247(a)(2) | <input checked="" type="checkbox"/> | <input checked="" type="checkbox"/> | <input type="checkbox"/> |
| Peak Power Spectral Density | 15.247(e) | <input checked="" type="checkbox"/> | <input checked="" type="checkbox"/> | <input type="checkbox"/> |
| Radiated Emission from Digital Part | 15.109 | <input type="checkbox"/> | <input type="checkbox"/> | <input type="checkbox"/> |
| Power Line Conducted Emission | 15.207 | <input checked="" type="checkbox"/> | <input checked="" type="checkbox"/> | <input type="checkbox"/> |

Note:

1. This EUT incorporates a MIMO function with IEEE 802.11a, 802.11ac, 802.11b, 802.11g, and 802.11n. Physically, this EUT includes two transmitters and two receivers with two incoherent streams. This device uses multiplexing and also employ cyclic delay diversity to improve range and throughput, and this device simultaneously operates on two adjacent channels.
2. This EUT is 2*2 spatial MIMO (2Tx&2Rx) without beam forming function. That operates dual chain configuration. The Pre-test was performed to determine the worst case mode from all possible combinations between all available modulations, data rates, bandwidths, and spatial stream modes.



Registration number: W6M21402-13807-C-1
FCC ID: VYTLP8097

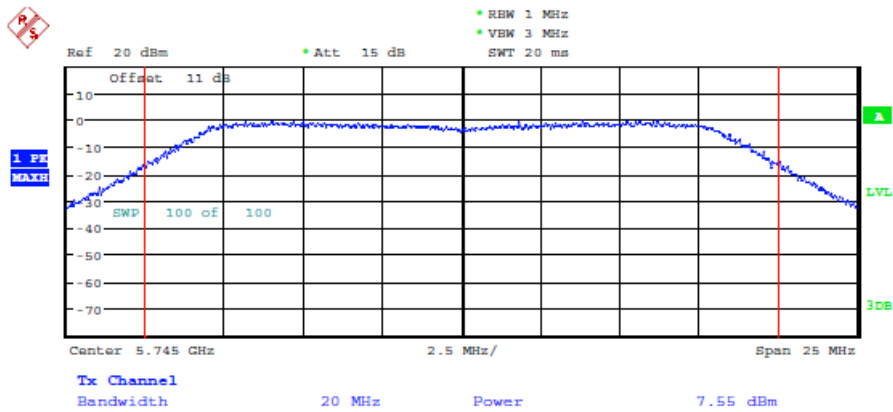
3.1 Peak Output Power (transmitter)

FCC Rule: 15.247(b)(3)


This measurement applies to equipment with an integral antenna and to equipment with an antenna connector and equipped with an antenna as declared by the applicant.

The power was measured with modulation (declared by the applicant).

Antenna A
Mode A

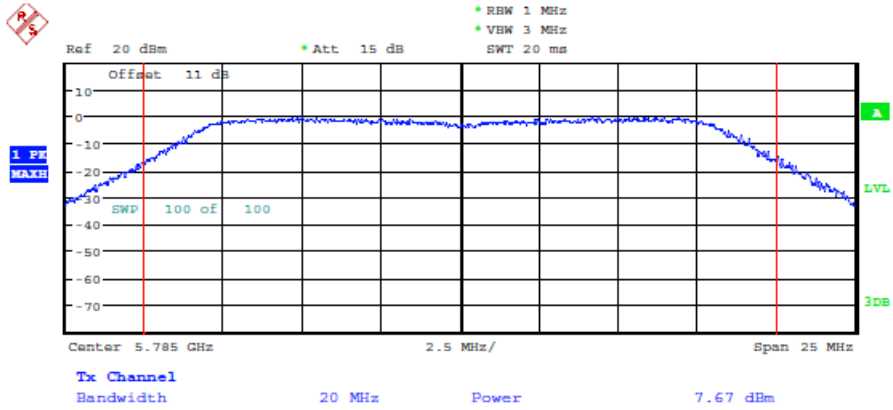


MAX OUTPUT POWER 802.11A CH149
Date: 2.APR.2014 18:56:50

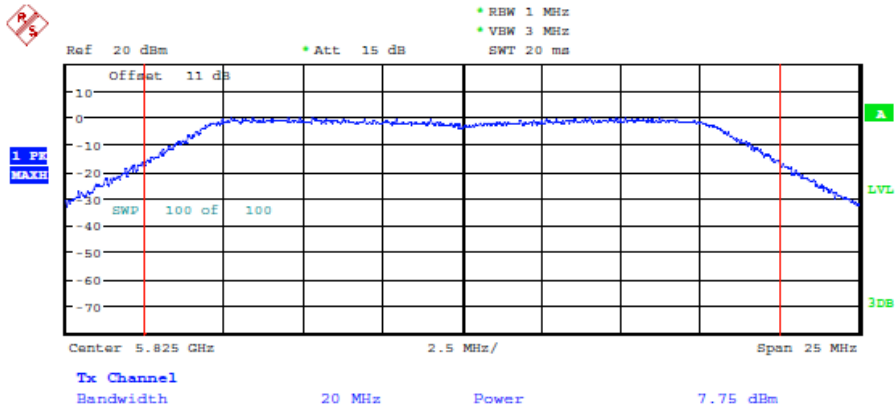


Worldwide Testing Services(Taiwan) Co., Ltd.


Registration number: W6M21402-13807-C-1
FCC ID: VYTLP8097



MAX OUTPUT POWER 802.11A CH157
Date: 2.APR.2014 18:57:39



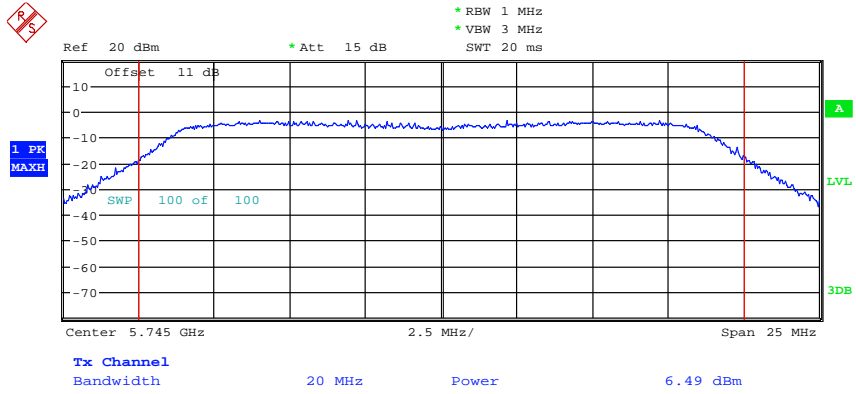
MAX OUTPUT POWER 802.11A CH165
Date: 2.APR.2014 18:58:20



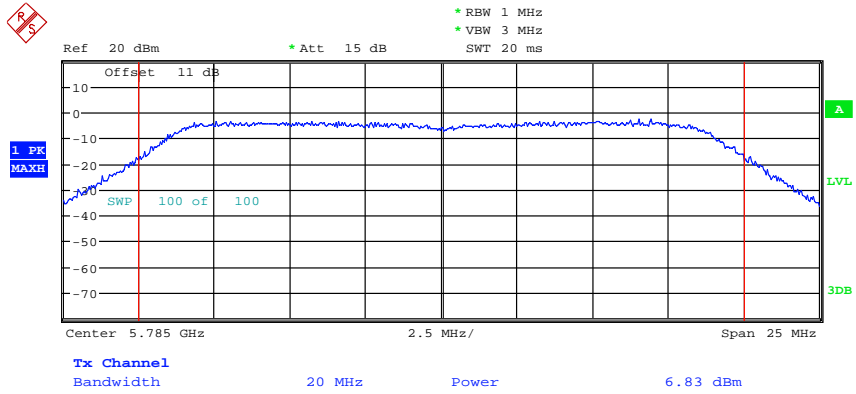
Worldwide Testing Services(Taiwan) Co., Ltd.

Registration number: W6M21402-13807-C-1
FCC ID: VYTLP8097

Mode B



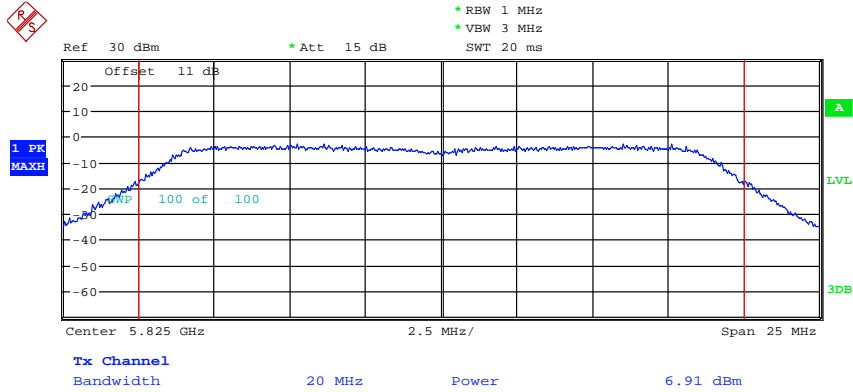
MAX OUTPUT POWER 802.11N 20MHZ CH149
Date: 2.APR.2014 19:00:09



MAX OUTPUT POWER 802.11N 20MHZ CH157
Date: 2.APR.2014 19:00:57

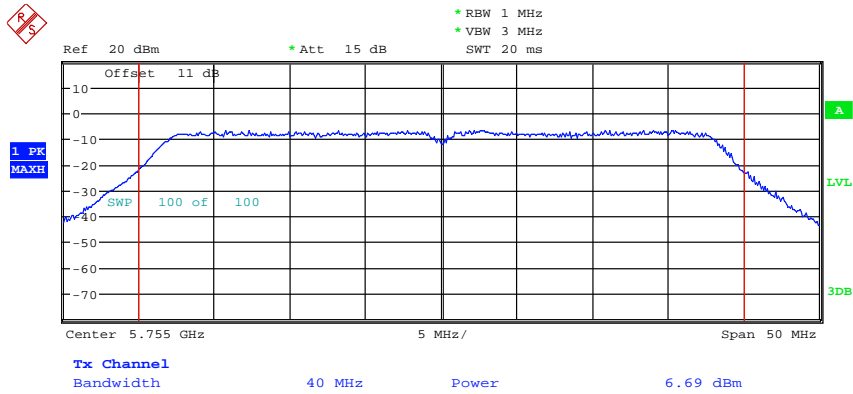


Registration number: W6M21402-13807-C-1
FCC ID: VYTLP8097




MAX OUTPUT POWER 802.11N 20MHZ CH165
Date: 2.APR.2014 19:01:47

Mode C

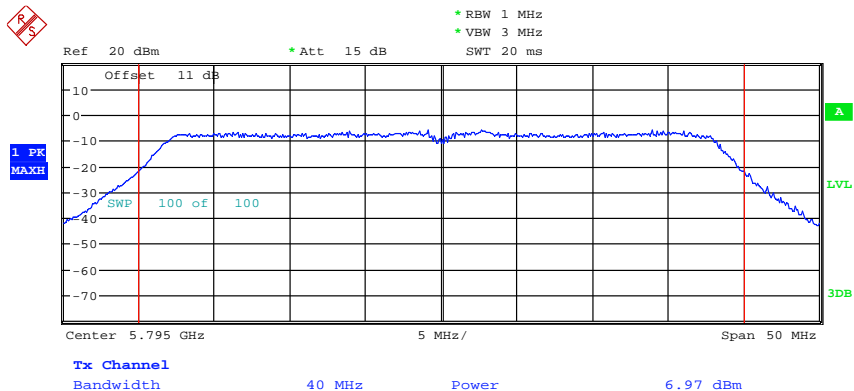


MAX OUTPUT POWER 802.11N 40MHZ CH151
Date: 2.APR.2014 19:03:02



Registration number: W6M21402-13807-C-1

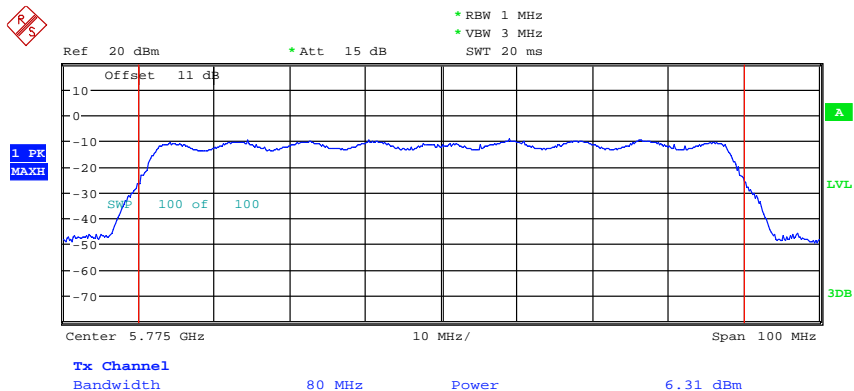
FCC ID: VYTLP8097



MAX OUTPUT POWER 802.11N 40MHZ CH159

Date: 2.APR.2014 19:03:48

Mode D



MAX OUTPUT POWER 802.11AC 80MHZ CH155

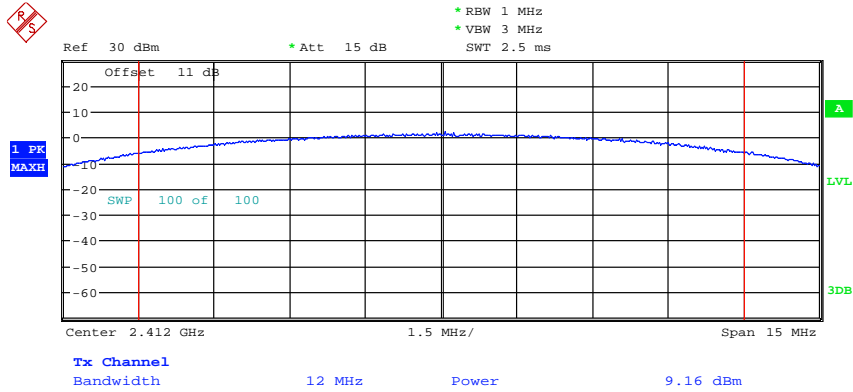
Date: 2.APR.2014 18:10:49



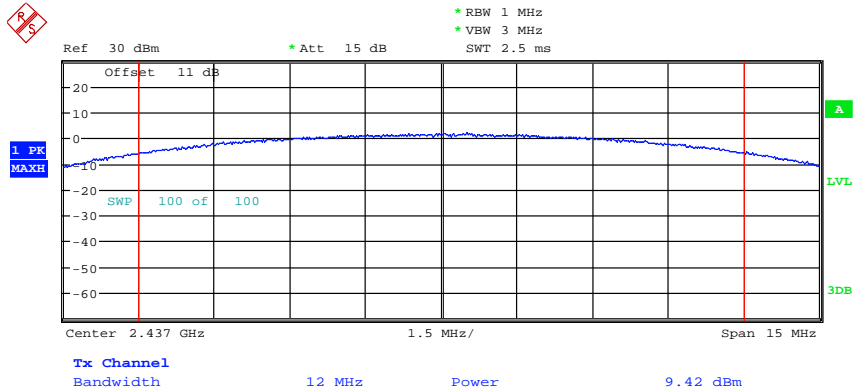
Worldwide Testing Services(Taiwan) Co., Ltd.

Registration number: W6M21402-13807-C-1
FCC ID: VYTLP8097

Mode E



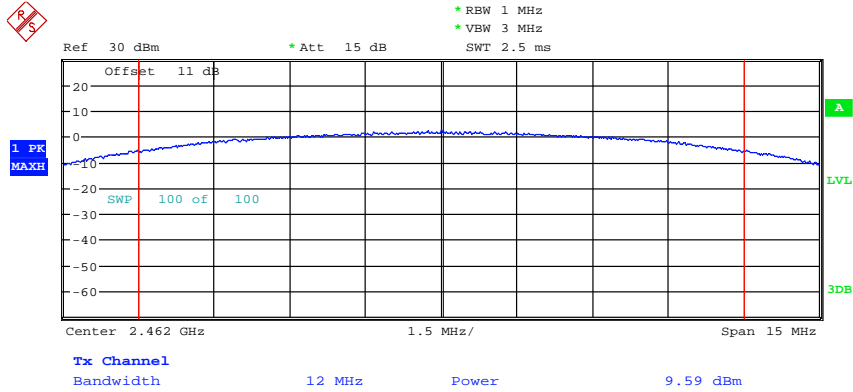
MAX OUTPUT POWER 802.11B CH01
Date: 2.APR.2014 16:30:38



MAX OUTPUT POWER 802.11B CH06
Date: 2.APR.2014 16:31:21

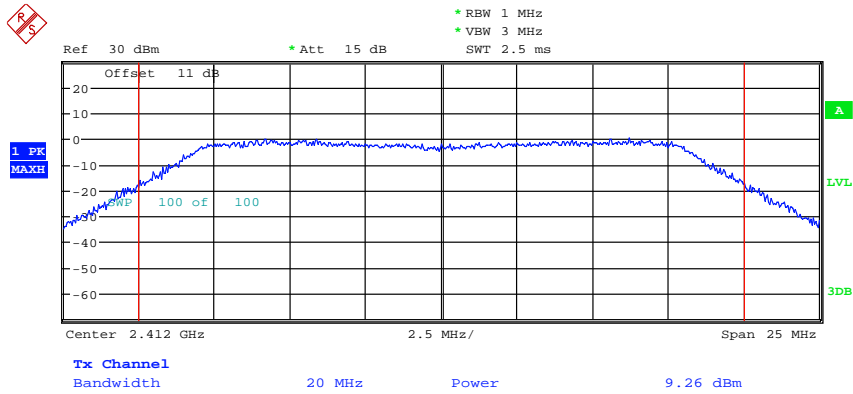


Registration number: W6M21402-13807-C-1
FCC ID: VYTLP8097




MAX OUTPUT POWER 802.11B CH11
Date: 2.APR.2014 16:32:18

Mode F

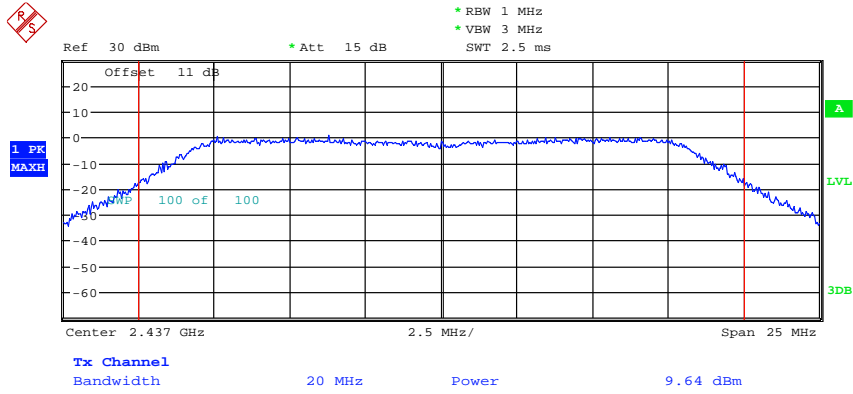


MAX OUTPUT POWER 802.11G CH01
Date: 2.APR.2014 16:36:04

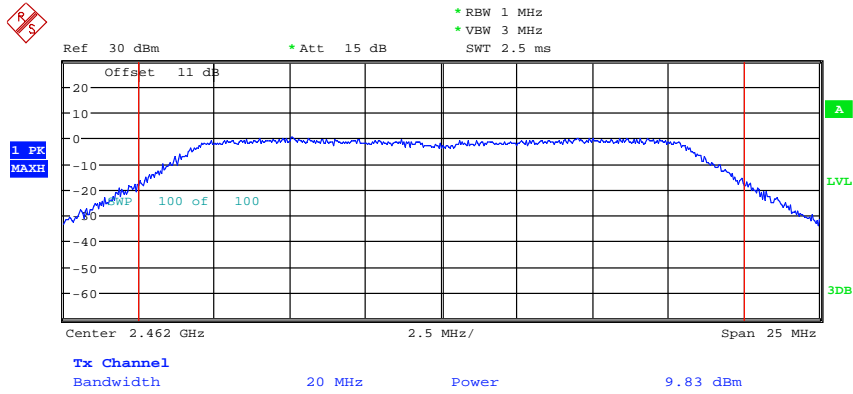


Worldwide Testing Services(Taiwan) Co., Ltd.

Registration number: W6M21402-13807-C-1
FCC ID: VYTLP8097



MAX OUTPUT POWER 802.11G CH06
Date: 2.APR.2014 16:36:47



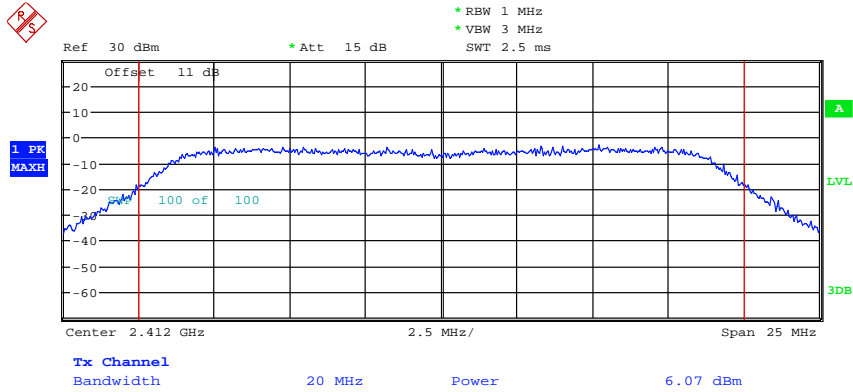
MAX OUTPUT POWER 802.11G CH11
Date: 2.APR.2014 16:37:28



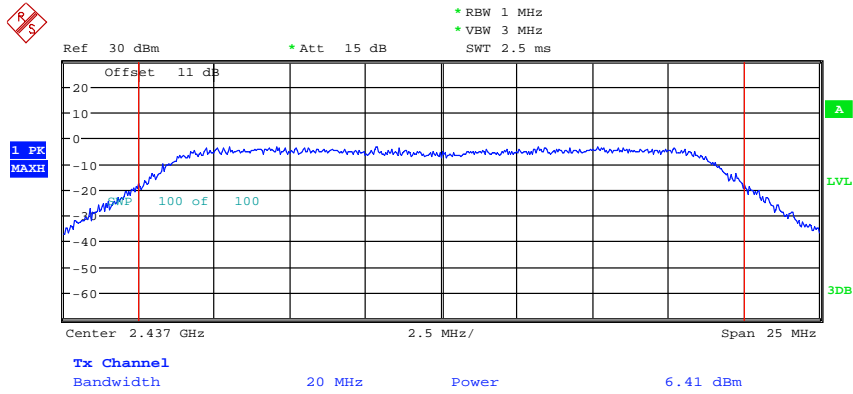
Worldwide Testing Services(Taiwan) Co., Ltd.

Registration number: W6M21402-13807-C-1
FCC ID: VYTLP8097


Mode G



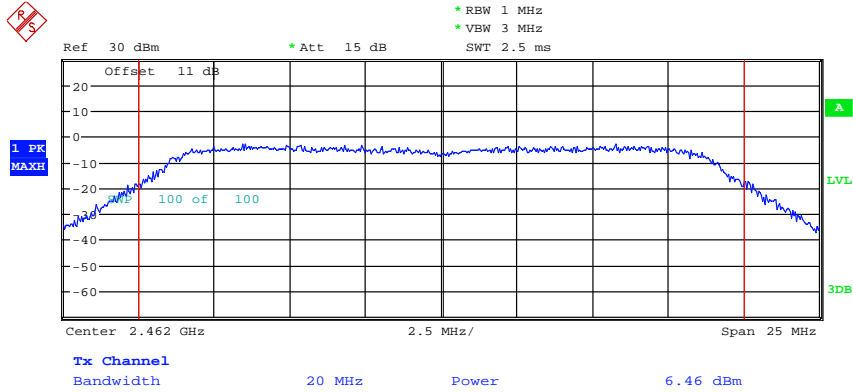
MAX OUTPUT POWER 802.11N 20MHZ CH01
Date: 2.APR.2014 16:47:19



MAX OUTPUT POWER 802.11N 20MHZ CH06
Date: 2.APR.2014 16:48:09

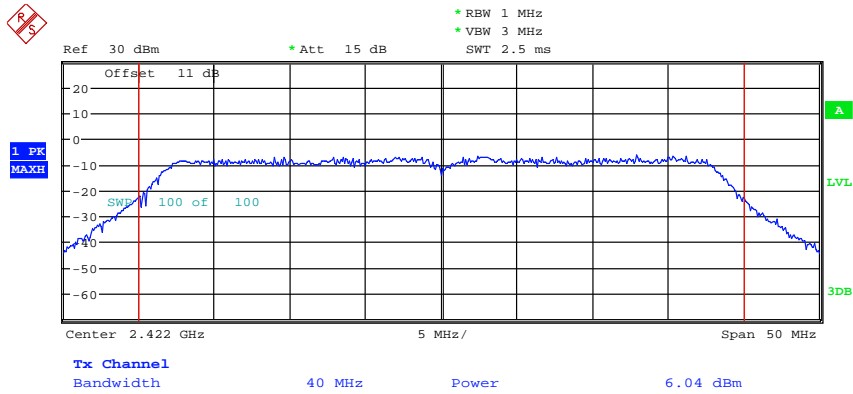


Registration number: W6M21402-13807-C-1
FCC ID: VYTLP8097



MAX OUTPUT POWER 802.11N 20MHZ CH11
Date: 2.APR.2014 16:48:44

Mode H

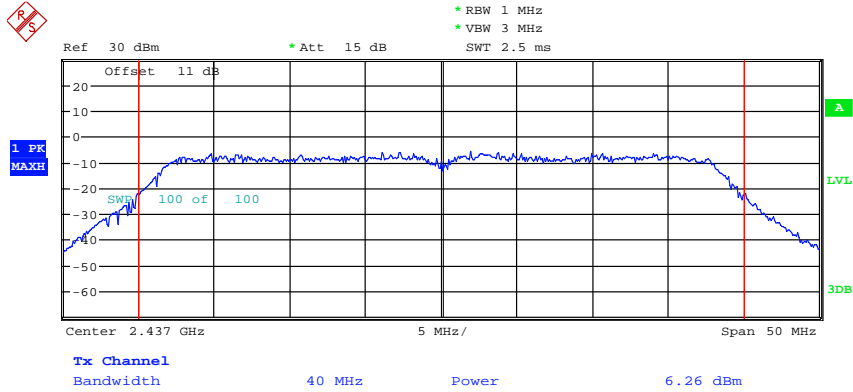


MAX OUTPUT POWER 802.11N 40MHZ CH01
Date: 2.APR.2014 16:54:48

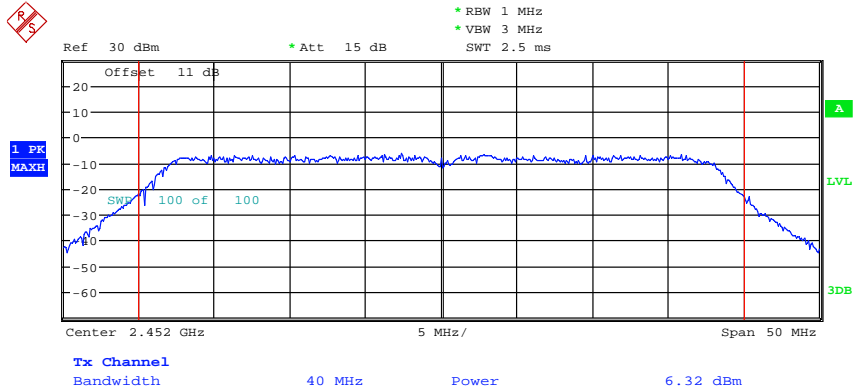


Worldwide Testing Services(Taiwan) Co., Ltd.

Registration number: W6M21402-13807-C-1
FCC ID: VYTLP8097



MAX OUTPUT POWER 802.11N 40MHZ CH04
Date: 2.APR.2014 16:55:32



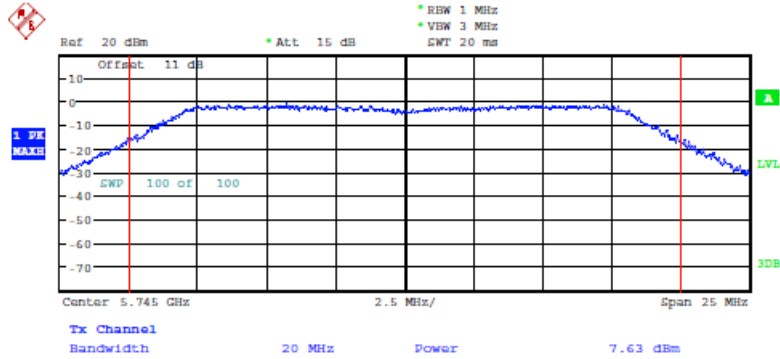
MAX OUTPUT POWER 802.11N 40MHZ CH07
Date: 2.APR.2014 16:56:14



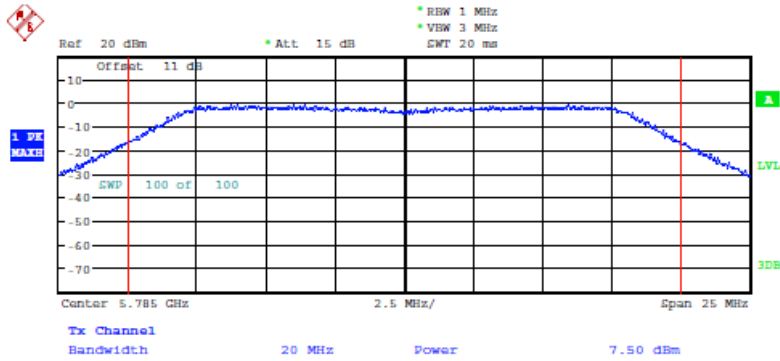
Worldwide Testing Services(Taiwan) Co., Ltd.

Registration number: W6M21402-13807-C-1
FCC ID: VYTLP8097

Antenna B
Mode A



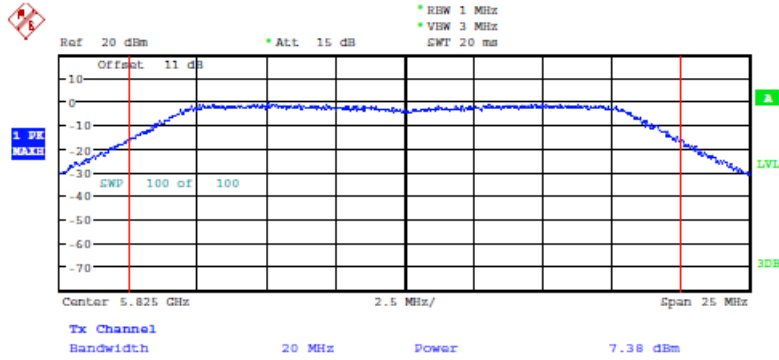
MAX OUTPUT POWER 802.11A CH149
Date: 2.APR.2014 17:54:39



MAX OUTPUT POWER 802.11A CH157
Date: 2.APR.2014 17:55:43

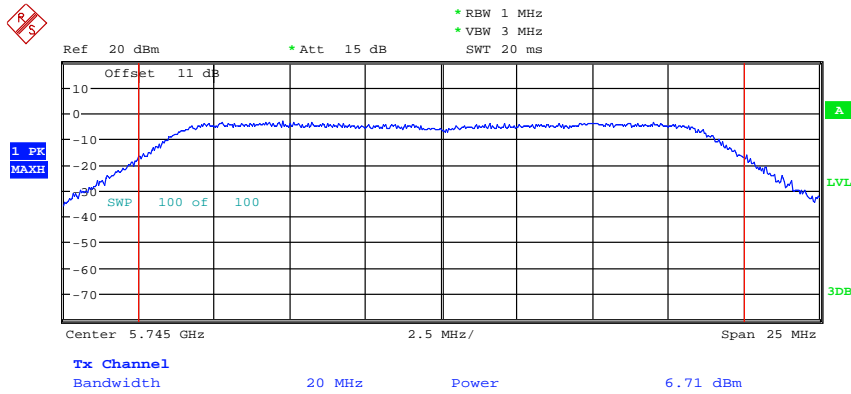


Registration number: W6M21402-13807-C-1
FCC ID: VYTLP8097




MAX OUTPUT POWER 802.11A CH165
Date: 2.APR.2014 17:56:37

Mode B

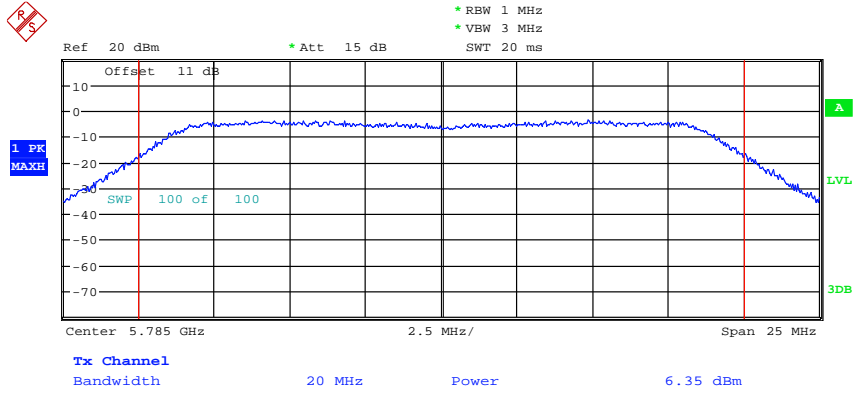


MAX OUTPUT POWER 802.11N 20MHZ CH149
Date: 2.APR.2014 17:58:09

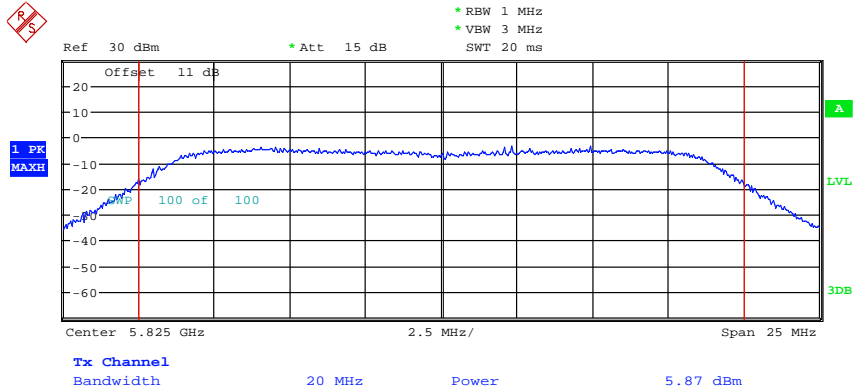


Worldwide Testing Services(Taiwan) Co., Ltd.


Registration number: W6M21402-13807-C-1
FCC ID: VYTLP8097



MAX OUTPUT POWER 802.11N 20MHZ CH157
Date: 2.APR.2014 17:59:18



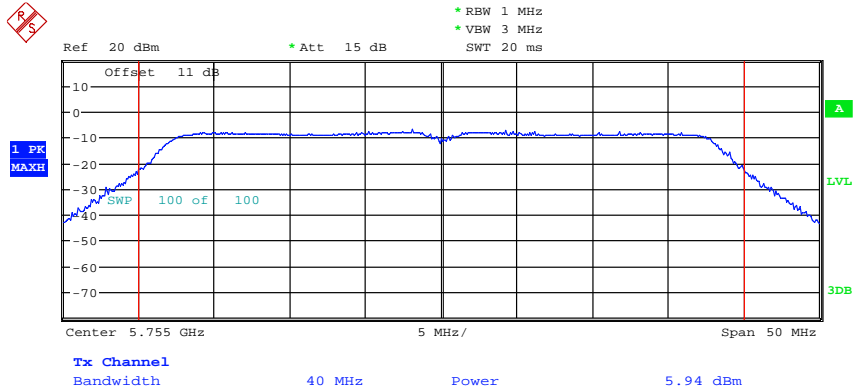
MAX OUTPUT POWER 802.11N 20MHZ CH165
Date: 2.APR.2014 18:01:07



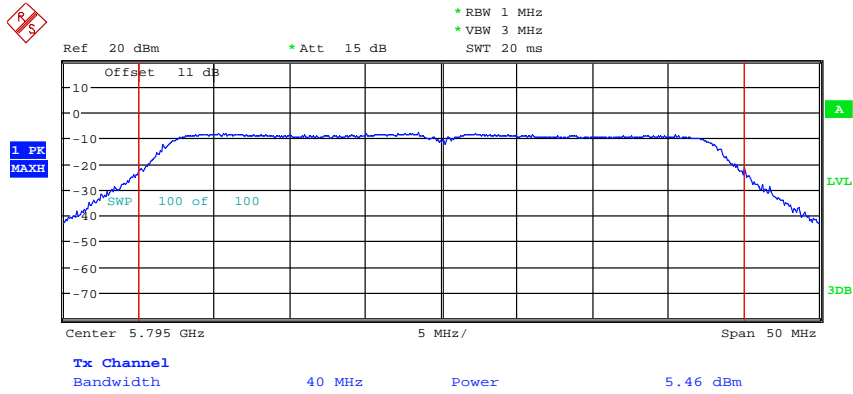
Worldwide Testing Services(Taiwan) Co., Ltd.

Registration number: W6M21402-13807-C-1
FCC ID: VYTLP8097

Mode C



MAX OUTPUT POWER 802.11N 40MHZ CH151
Date: 2.APR.2014 18:04:10

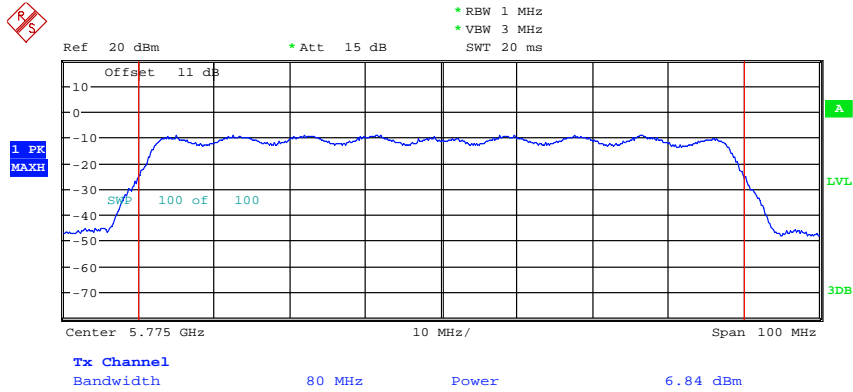


MAX OUTPUT POWER 802.11N 40MHZ CH159
Date: 2.APR.2014 18:05:00



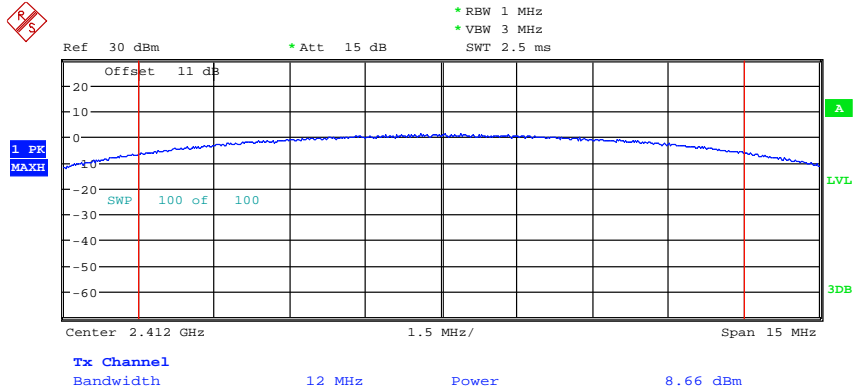
Registration number: W6M21402-13807-C-1
FCC ID: VYTLP8097

Mode D




MAX OUTPUT POWER 802.11AC 80MHZ CH155
Date: 2.APR.2014 18:09:33

Mode E

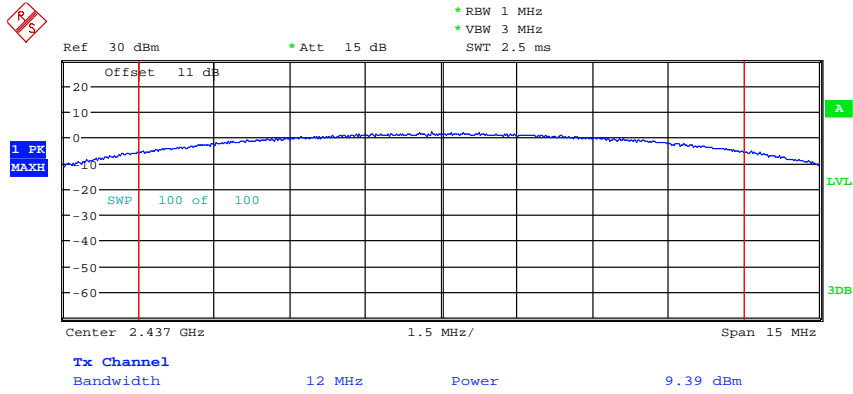


MAX OUTPUT POWER 802.11B CH01
Date: 2.APR.2014 17:04:22

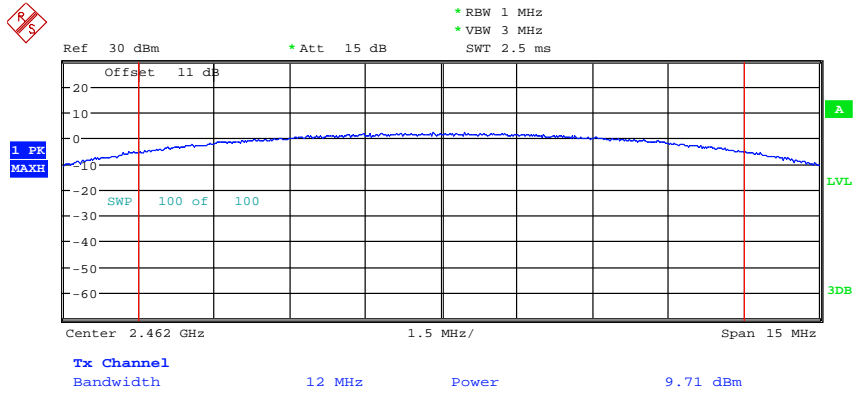


Worldwide Testing Services(Taiwan) Co., Ltd.

Registration number: W6M21402-13807-C-1
FCC ID: VYTLP8097



MAX OUTPUT POWER 802.11B CH06
Date: 2.APR.2014 17:05:17

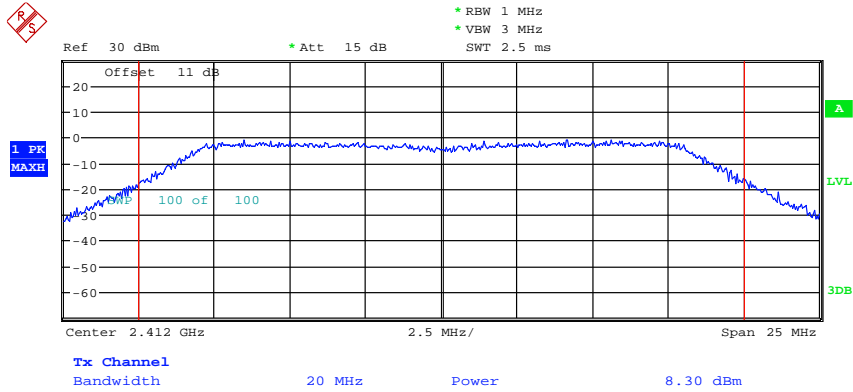


MAX OUTPUT POWER 802.11B CH11
Date: 2.APR.2014 17:06:02

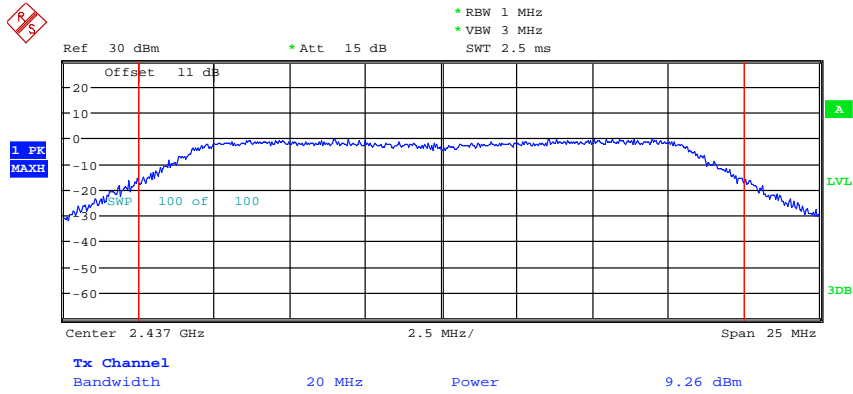


Registration number: W6M21402-13807-C-1
FCC ID: VYTLP8097

Mode F



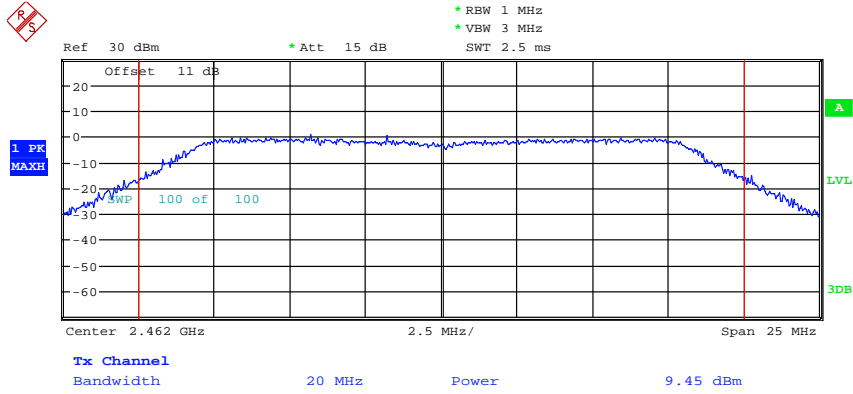
MAX OUTPUT POWER 802.11G CH01
Date: 2.APR.2014 17:06:57



MAX OUTPUT POWER 802.11G CH06
Date: 2.APR.2014 17:08:08

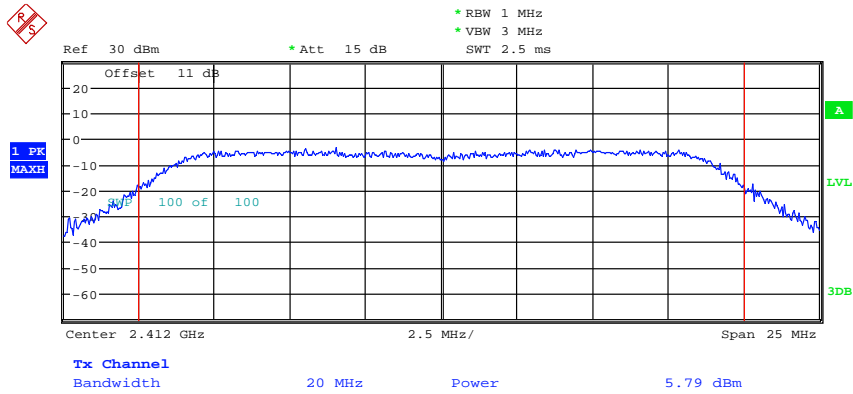


Registration number: W6M21402-13807-C-1
FCC ID: VYTLP8097




MAX OUTPUT POWER 802.11G CH11
Date: 2.APR.2014 17:08:49

Mode G

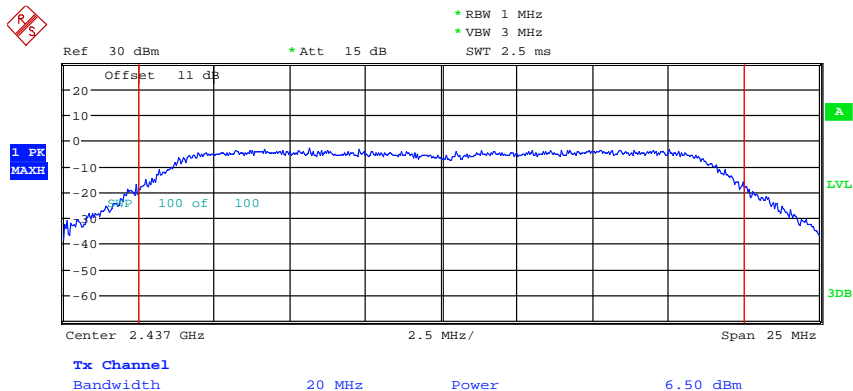


MAX OUTPUT POWER 802.11N 20MHZ CH01
Date: 2.APR.2014 17:10:14



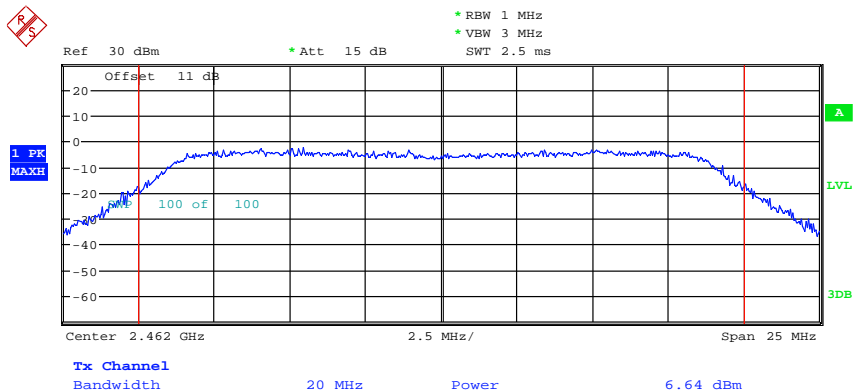
Registration number: W6M21402-13807-C-1

FCC ID: VYTLP8097




MAX OUTPUT POWER 802.11N 20MHZ CH06

Date: 2.APR.2014 17:10:58



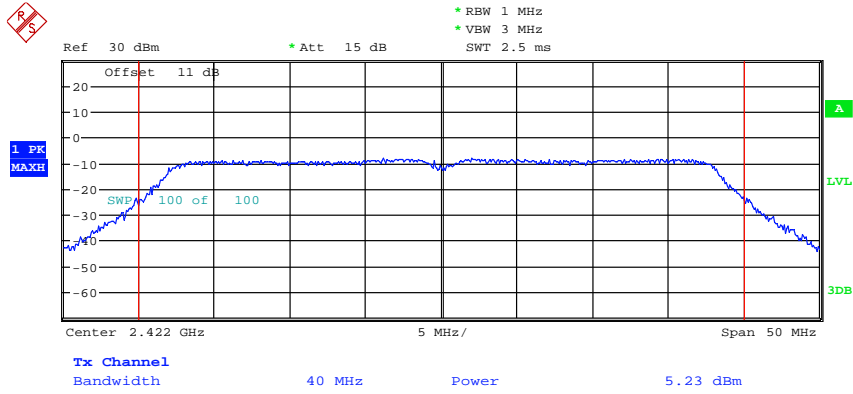
MAX OUTPUT POWER 802.11N 20MHZ CH11

Date: 2.APR.2014 17:12:05

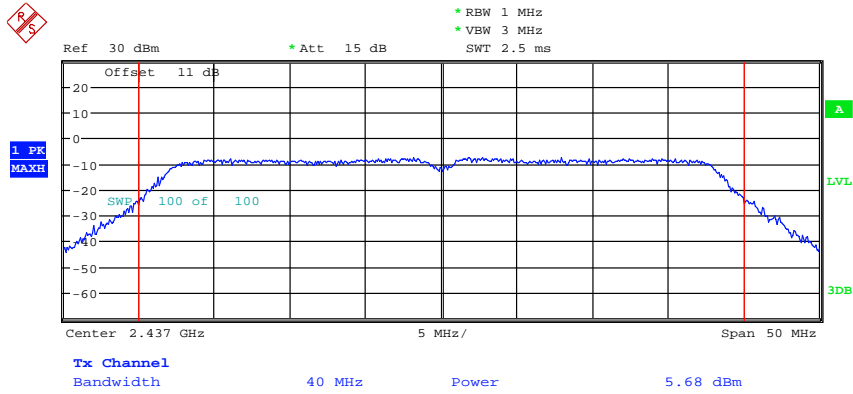


Registration number: W6M21402-13807-C-1
FCC ID: VYTLP8097


Mode H



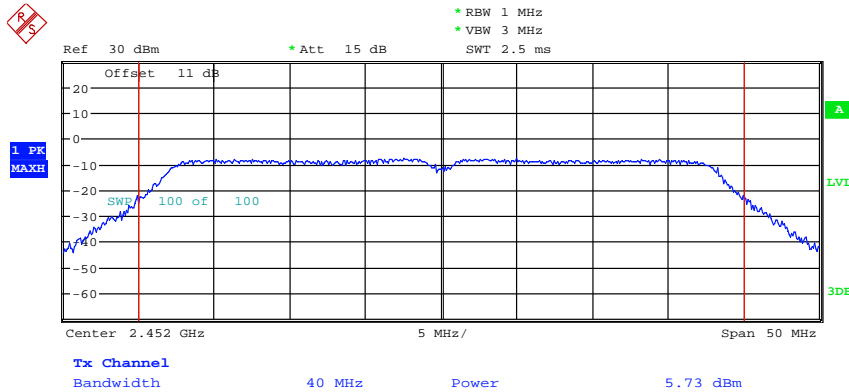
MAX OUTPUT POWER 802.11N 40MHZ CH01
Date: 2.APR.2014 17:13:47



MAX OUTPUT POWER 802.11N 40MHZ CH04
Date: 2.APR.2014 17:14:52




Registration number: W6M21402-13807-C-1
 FCC ID: VYTL8097



MAX OUTPUT POWER 802.11N 40MHZ CH07
 Date: 2.APR.2014 17:15:57

| Antenna A | mW | | | dBm | | |
|-----------------------|--------|--------|---------|--------|--------|---------|
| | Ch Low | Ch Mid | Ch High | Ch Low | Ch Mid | Ch High |
| 802.11n 20MHz(5.8GHz) | 4.46 | 4.82 | 4.91 | 6.49 | 6.83 | 6.91 |
| 802.11n 40MHz | 4.67 | -- | 4.98 | 6.69 | -- | 6.97 |
| 802.11ac | 4.28 | -- | -- | 6.31 | -- | -- |
| 802.11n 20MHz(2.4GHz) | 4.05 | 4.38 | 4.43 | 6.07 | 6.41 | 6.46 |
| 802.11n 40MHz | 4.02 | 4.23 | 4.29 | 6.04 | 6.26 | 6.32 |
| Antenna B | mW | | | dBm | | |
| | Ch Low | Ch Mid | Ch High | Ch Low | Ch Mid | Ch High |
| 802.11n 20MHz(5.8GHz) | 4.69 | 4.32 | 3.86 | 6.71 | 6.35 | 5.87 |
| 802.11n 40MHz | 3.93 | -- | 3.52 | 5.94 | -- | 5.46 |
| 802.11ac | 4.83 | -- | -- | 6.84 | -- | -- |
| 802.11n 20MHz(2.4GHz) | 3.79 | 4.47 | 4.61 | 5.79 | 6.50 | 6.64 |
| 802.11n 40MHz | 3.33 | 3.7 | 3.74 | 5.23 | 5.68 | 5.73 |
| Combine | mW | | | dBm | | |
| | Ch Low | Ch Mid | Ch High | Ch Low | Ch Mid | Ch High |
| 802.11n 20MHz(5.8GHz) | 9.15 | 9.14 | 8.77 | 9.61 | 9.61 | 9.43 |
| 802.11n 40MHz | 8.60 | -- | 8.50 | 9.34 | -- | 9.29 |
| 802.11ac | 9.11 | -- | -- | 9.60 | -- | -- |
| 802.11n 20MHz(2.4GHz) | 7.84 | 8.85 | 9.04 | 8.94 | 9.47 | 9.56 |
| 802.11n 40MHz | 7.35 | 7.93 | 8.03 | 8.66 | 8.99 | 9.05 |



Worldwide Testing Services(Taiwan) Co., Ltd.

Registration number: W6M21402-13807-C-1
FCC ID: VYTLP8097

Limits:

| Frequency MHz | Power dBm |
|------------------|--------------|
| 902 - 928 | 30 |
| 2400 – 2483.5 | 30 |
| 5725 – 5850 | 30 |

In case of employing transmitter antennas having antenna gain > 6 dBi and using fixed point-to point operation consider §15.247 (b)(4)

Test equipment used: ETSTW-RE 055, ETSTW-RE 050



Registration number: W6M21402-13807-C-1
 FCC ID: VYTLP8097

3.2 Equivalent isotropic radiated power

FCC Rule: 15.247(b)(3)

EIRP = max. conducted output power + antenna gain

5.8GHz:802.11a

EIRP = 7.75 dBm + 4.01 dBi
 = 11.76 dBm

5.8GHz:802.11n(20MHz), 802.11n(40MHz)

EIRP = 9.61 dBm + 4.01 dBi
 = 13.62 dBm

5.8GHz:802.11ac

EIRP = 9.60 dBm + 4.01 dBi
 = 13.61 dBm

2.4GHz:802.11b/g

EIRP = 9.83 dBm + 4.01 dBi
 = 13.84 dBm

2.4GHz: 802.11n(20MHz), 802.11n(40MHz)

EIRP = 9.56 dBm + 4.01 dBi
 = 13.57 dBm

Limit: EIRP = +36 dBm for Antenna gain <6dBi

Test equipment used: ETSTW-RE 055

3.3 RF Exposure Compliance Requirements


FCC OET Bulletin 65 Edition 97.01 determines the equations for predicting RF fields and applicable limits.

The prediction for power density in the far-field but will over-predict power density in the near field, where it could be used for walking a “worst case” or conservative prediction.

$$S = \frac{PG}{4 \pi R^2}$$

- S – Power Density
 - P – Output power ERP
 - R – Distance
 - D – Cable Loss
 - AG – Antenna Gain
- 5.8GHz:802.11a

| Item | Unit | Value | Remarks |
|------|--------------------|--------|------------------|
| P | mW | 5.9566 | Peak value |
| D | dB | | |
| AG | dBi | 4.01 | |
| G | | 2.5177 | Calculated Value |
| R | cm | 20 | Assumed value |
| S | mW/cm ² | 0.0030 | Calculated value |



Worldwide Testing Services(Taiwan) Co., Ltd.

Registration number: W6M21402-13807-C-1

FCC ID: VYTLP8097

5.8GHz:802.11n(20MHz), 802.11n(40MHz)

| Item | Unit | Value | Remarks |
|------|--------------------|--------|------------------|
| P | mW | 9.1411 | Peak value |
| D | dB | | |
| AG | dBi | 4.01 | |
| G | | 2.5177 | Calculated Value |
| R | cm | 20 | Assumed value |
| S | mW/cm ² | 0.0046 | Calculated value |

5.8GHz:802.11ac

| Item | Unit | Value | Remarks |
|------|--------------------|--------|------------------|
| P | mW | 9.1201 | Peak value |
| D | dB | | |
| AG | dBi | 4.01 | |
| G | | 2.5177 | Calculated Value |
| R | cm | 20 | Assumed value |
| S | mW/cm ² | 0.0046 | Calculated value |

802.11b/g

| Item | Unit | Value | Remarks |
|------|--------------------|--------|------------------|
| P | mW | 9.6161 | Peak value |
| D | dB | | |
| AG | dBi | 4.01 | |
| G | | 2.5177 | Calculated Value |
| R | cm | 20 | Assumed value |
| S | mW/cm ² | 0.0048 | Calculated value |

2.4G:802.11n(20MHz), 802.11n(40MHz)

| Item | Unit | Value | Remarks |
|------|--------------------|--------|------------------|
| P | mW | 9.0365 | Peak value |
| D | dB | | |
| AG | dBi | 4.01 | |
| G | | 2.5177 | Calculated Value |
| R | cm | 20 | Assumed value |
| S | mW/cm ² | 0.0045 | Calculated value |

Limits:

| Limit for General Population / Uncontrolled Exposure | |
|--|-------------------------------------|
| Frequency (MHz) | Power Density (mW/cm ²) |
| 1500 – 100.000 | 1.0 |



Registration number: W6M21402-13807-C-1
FCC ID: VYTLP8097

3.4 Transmitter Radiated Emissions in Restricted Bands

FCC Rules: 15.247 (c), 15.205, 15.209, 15.35

Radiated emission measurements were performed from 30 MHz to 26500 MHz.

For radiated emission tests, the analyzer setting was as followings:

Frequency \leq 1 GHz, RBW:100 kHz, VBW: 100 kHz (Peak measurements)

Frequency $>$ 1 GHz, RBW: 1 MHz, VBW: 1 MHz (Peak measurements)

Frequency $>$ 1 GHz , RBW:1 MHz , VBW: 10 Hz (Average measurements)

Limits.

For frequencies below 1GHz:

| Frequency of Emission (MHz) | Field strength (microvolts/meter) | Field Strength (dB microvolts/meter) |
|-----------------------------|-----------------------------------|--------------------------------------|
| 30 - 88 | 100 | 40.0 |
| 88 - 216 | 150 | 43.5 |
| 216 - 960 | 200 | 46.0 |
| Above | 500 | 54.0 |

For frequencies above 1GHz (Average measurements).

Guidance on Measurement of Digit Transmission Systems:

“If the emission is pulsed, modify the unit for continuous operation, use the setting shown above, then correct the reading by subtracting the peak-average correction factor, derived from the appropriate duty cycle calculation.”

The correction factor, based on the total channel dwell time in a 100 ms period, may be mathematically applied to a measurement made with an average detector, to further reduce the value.

Duty cycle correction = $20 \log (\text{dwell time}/ 100\text{ms})$

Note: No duty cycle correction was added to the reading of this EUT.

Explanation: see attached diagrams in Appendix.



Registration number: W6M21402-13807-C-1

FCC ID: VYTLP8097

3.5 Spurious Emissions (tx)

Spurious emission was measured with modulation (declared by manufacturer).

In any 100 kHz bandwidth outside the frequency band in which the intentional radiator is operating, the radio frequency power that is produced by the intentional radiator shall be at least 20dB below that in the 100 kHz bandwidth within the band that contains the highest level of the desired power, based on either an RF conducted or a radiated measurement. Attenuation below the general limits specified in § 15.209(a) is not required. In addition, radiated emissions which fall in the restricted bands, as defined in § 15.205(a), must also comply with the radiated emission limits specified in § 15.209(a) (see § 15.205(c))

FCC Rule: 15.247(c), 15.35

For out of band emissions that are close to or that exceed the 20 dB attenuation requirement described in the specification, radiated measurements were performed at a 3 m separation distance to determine whether these emissions complied with the general radiated emission requirement.

Limits:

For frequencies above 1GHz (Peak measurements).

Modified Limit for peak according to 15.35 (b) = Max Permitted average Limits + 20dB

For frequencies above 1GHz (Average measurements).

Max. reading – 20dB

Max. reading – 20 dB


Guidance on Measurement of Digit Transmission Systems:

“If the emission is pulsed, modify the unit for continuous operation, use the settings shown above, then correct the reading by subtracting the peak-average correction factor, derived from the appropriate duty cycle calculation.”

The correction factor, based on the total channel dwell time in a 100 ms period, may be mathematically applied to a measurement made with an average detector, to further reduce the value.

Duty Cycle correction = $20 \log (\text{dwell time}/100\text{ms})$

Note: No duty cycle correction was added to the reading of EUT.



Worldwide Testing Services(Taiwan) Co., Ltd.

Registration number: W6M21402-13807-C-1
 FCC ID: VYTLP8097

SAMPLE CALCULATION OF LIMIT. All results will be updated by an automatic measuring system in accordance with point 2.3.

Calculation of test results:
 Such factors like antenna correction, cable loss, external attenuation etc. are already included in the provided measurement results. This is done by using validated test software and calibrated test system according the accreditation requirements.

The peak and average spurious emission plots was measured with the average limits.
 In the Table being listed the critical peak and average value and exhibit the compliance with the above calculated Limits.

If in the column's correction factor states a value then the max. Field strength in the same row is corrected by a value gained from the "Correction Factor".

Summary table with radiated data of the test plots

Antenna A

Model: LP-8097 Date: 2014/02/27-2014/02/28
 Mode: 802.11a 5745MHz Temperature: 24 °C Engineer: Ken
 Polarization: Horizontal Humidity: 60 %


| Frequency (MHz) | Reading (dBuV) | Detector | Factor (dB) | Result (dBuV/m) | Limit (dBuV/m) | Margin (dB) | Table Degree (Deg.) | Ant. High (cm) |
|-----------------|----------------|----------|-------------|-----------------|----------------|-------------|---------------------|----------------|
| 239.9400 | 25.17 | peak | 14.16 | 39.33 | 46.00 | -6.67 | 150 | 100 |
| 263.2664 | 26.85 | peak | 14.79 | 41.64 | 46.00 | -4.36 | 200 | 100 |
| 480.9820 | 20.17 | peak | 20.46 | 40.63 | 46.00 | -5.37 | 320 | 100 |
| 959.9666 | 12.30 | peak | 28.12 | 40.42 | 46.00 | -5.58 | 170 | 100 |

| Frequency (MHz) | Reading (dBuV) | | Factor (dB) Corr. | Result @3m (dBuV/m) | | Limit @3m (dBuV/m) | | Margin (dB) | Table Degree (Deg.) | Ant. High (cm) |
|-----------------|----------------|------|-------------------|---------------------|------|--------------------|-------|-------------|---------------------|----------------|
| | Peak | Ave. | | Peak | Ave. | Peak | Ave. | | | |
| 11490.0000 | 35.65 | --- | 12.09 | 47.74 | --- | 74.00 | 54.00 | -26.26 | 230 | 100 |
| 17235.0000 | 27.70 | --- | 20.39 | 48.09 | --- | 74.00 | 54.00 | -25.91 | 130 | 100 |

Polarization: Vertical

| Frequency (MHz) | Reading (dBuV) | Detector | Factor (dB) | Result (dBuV/m) | Limit (dBuV/m) | Margin (dB) | Table Degree (Deg.) | Ant. High (cm) |
|-----------------|----------------|----------|-------------|-----------------|----------------|-------------|---------------------|----------------|
| 35.8316 | 25.20 | QP | 13.44 | 38.64 | 40.00 | -1.36 | 100 | 100 |
| 115.5311 | 28.52 | peak | 12.85 | 41.37 | 43.50 | -2.13 | 140 | 100 |
| 480.9820 | 20.00 | peak | 20.46 | 40.46 | 46.00 | -5.54 | 300 | 100 |
| 959.9986 | 15.52 | peak | 28.12 | 43.64 | 46.00 | -2.36 | 180 | 100 |

| Frequency (MHz) | Reading (dBuV) | | Factor (dB) Corr. | Result @3m (dBuV/m) | | Limit @3m (dBuV/m) | | Margin (dB) | Table Degree (Deg.) | Ant. High (cm) |
|-----------------|----------------|------|-------------------|---------------------|------|--------------------|-------|-------------|---------------------|----------------|
| | Peak | Ave. | | Peak | Ave. | Peak | Ave. | | | |
| 11490.0000 | 38.57 | --- | 12.09 | 50.66 | --- | 74.00 | 54.00 | -23.34 | 200 | 100 |
| 17235.0000 | 27.94 | --- | 20.39 | 48.33 | --- | 74.00 | 54.00 | -25.67 | 125 | 100 |



Worldwide Testing Services(Taiwan) Co., Ltd.

Registration number: W6M21402-13807-C-1
 FCC ID: VYTLP8097

Mode: 802.11a 5785MHz
 Polarization: Horizontal

| Frequency (MHz) | Reading (dBuV) | Detector | Factor (dB) | Result (dBuV/m) | Limit (dBuV/m) | Margin (dB) | Table Degree (Deg.) | Ant. High (cm) |
|-----------------|----------------|----------|-------------|-----------------|----------------|-------------|---------------------|----------------|
| 257.4350 | 27.41 | peak | 14.59 | 42.00 | 46.00 | -4.00 | 110 | 100 |
| 480.9820 | 21.08 | peak | 20.46 | 41.54 | 46.00 | -4.46 | 320 | 100 |
| 720.0801 | 12.23 | peak | 24.82 | 37.05 | 46.00 | -8.95 | 300 | 100 |
| 959.9984 | 14.28 | peak | 28.12 | 42.40 | 46.00 | -3.60 | 175 | 100 |

| Frequency (MHz) | Reading (dBuV) | | Factor (dB) Corr. | Result @3m (dBuV/m) | | Limit @3m (dBuV/m) | | Margin (dB) | Table Degree (Deg.) | Ant. High (cm) |
|-----------------|----------------|------|-------------------|---------------------|------|--------------------|-------|-------------|---------------------|----------------|
| | Peak | Ave. | | Peak | Ave. | Peak | Ave. | | | |
| 11570.0000 | 34.71 | --- | 12.47 | 47.18 | --- | 74.00 | 54.00 | -26.82 | 220 | 100 |
| 17355.0000 | 27.58 | --- | 20.33 | 47.91 | --- | 74.00 | 54.00 | -26.09 | 120 | 100 |

Polarization: Vertical


| Frequency (MHz) | Reading (dBuV) | Detector | Factor (dB) | Result (dBuV/m) | Limit (dBuV/m) | Margin (dB) | Table Degree (Deg.) | Ant. High (cm) |
|-----------------|----------------|----------|-------------|-----------------|----------------|-------------|---------------------|----------------|
| 35.8316 | 24.51 | peak | 13.44 | 37.95 | 40.00 | -2.05 | 210 | 100 |
| 113.5872 | 28.34 | peak | 12.71 | 41.05 | 43.50 | -2.45 | 150 | 100 |
| 480.9820 | 21.44 | peak | 20.46 | 41.90 | 46.00 | -4.10 | 300 | 100 |
| 959.9880 | 15.63 | peak | 28.12 | 43.75 | 46.00 | -2.25 | 180 | 100 |

| Frequency (MHz) | Reading (dBuV) | | Factor (dB) Corr. | Result @3m (dBuV/m) | | Limit @3m (dBuV/m) | | Margin (dB) | Table Degree (Deg.) | Ant. High (cm) |
|-----------------|----------------|------|-------------------|---------------------|------|--------------------|-------|-------------|---------------------|----------------|
| | Peak | Ave. | | Peak | Ave. | Peak | Ave. | | | |
| 11569.6390 | 38.83 | --- | 12.47 | 51.30 | --- | 74.00 | 54.00 | -22.70 | 230 | 100 |
| 17355.0000 | 28.19 | --- | 20.33 | 48.52 | --- | 74.00 | 54.00 | -25.48 | 135 | 100 |

Mode: 802.11a 5825MHz
 Polarization: Horizontal

| Frequency (MHz) | Reading (dBuV) | Detector | Factor (dB) | Result (dBuV/m) | Limit (dBuV/m) | Margin (dB) | Table Degree (Deg.) | Ant. High (cm) |
|-----------------|----------------|----------|-------------|-----------------|----------------|-------------|---------------------|----------------|
| 239.9398 | 25.21 | peak | 14.16 | 39.37 | 46.00 | -6.63 | 160 | 100 |
| 263.2664 | 26.91 | peak | 14.79 | 41.70 | 46.00 | -4.30 | 220 | 100 |
| 480.9820 | 20.35 | peak | 20.46 | 40.81 | 46.00 | -5.19 | 320 | 100 |
| 959.9888 | 11.03 | peak | 28.12 | 39.15 | 46.00 | -6.85 | 170 | 100 |

| Frequency (MHz) | Reading (dBuV) | | Factor (dB) Corr. | Result @3m (dBuV/m) | | Limit @3m (dBuV/m) | | Margin (dB) | Table Degree (Deg.) | Ant. High (cm) |
|-----------------|----------------|------|-------------------|---------------------|------|--------------------|-------|-------------|---------------------|----------------|
| | Peak | Ave. | | Peak | Ave. | Peak | Ave. | | | |
| 11650.0000 | 34.89 | --- | 12.36 | 47.25 | --- | 74.00 | 54.00 | -26.75 | 230 | 100 |
| 17475.0000 | 27.39 | --- | 20.23 | 47.62 | --- | 74.00 | 54.00 | -26.38 | 125 | 100 |



Worldwide Testing Services(Taiwan) Co., Ltd.

Registration number: W6M21402-13807-C-1
 FCC ID: VYTLP8097

Polarization: Vertical

| Frequency (MHz) | Reading (dBuV) | Detector | Factor (dB) | Result (dBuV/m) | Limit (dBuV/m) | Margin (dB) | Table Degree (Deg.) | Ant. High (cm) |
|-----------------|----------------|----------|-------------|-----------------|----------------|-------------|---------------------|----------------|
| 35.8316 | 24.76 | QP | 13.44 | 38.20 | 40.00 | -1.80 | 150 | 100 |
| 113.5872 | 29.21 | peak | 12.71 | 41.92 | 43.50 | -1.58 | 250 | 100 |
| 480.9820 | 19.42 | peak | 20.46 | 39.88 | 46.00 | -6.12 | 300 | 100 |
| 959.9998 | 15.73 | peak | 28.12 | 43.85 | 46.00 | -2.15 | 180 | 100 |

| Frequency (MHz) | Reading (dBuV) | | Factor (dB) Corr. | Result @3m (dBuV/m) | | Limit @3m (dBuV/m) | | Margin (dB) | Table Degree (Deg.) | Ant. High (cm) |
|-----------------|----------------|------|-------------------|---------------------|------|--------------------|-------|-------------|---------------------|----------------|
| | Peak | Ave. | | Peak | Ave. | Peak | Ave. | | | |
| 11650.0000 | 34.30 | --- | 12.36 | 46.66 | --- | 74.00 | 54.00 | -27.34 | 220 | 100 |
| 17475.0000 | 27.26 | --- | 20.23 | 47.49 | --- | 74.00 | 54.00 | -26.51 | 135 | 100 |

Mode: 802.11b 2412MHz

Polarization: Horizontal


| Frequency (MHz) | Reading (dBuV) | Detector | Factor (dB) | Result (dBuV/m) | Limit (dBuV/m) | Margin (dB) | Table Degree (Deg.) | Ant. High (cm) |
|-----------------|----------------|----------|-------------|-----------------|----------------|-------------|---------------------|----------------|
| 261.3226 | 26.35 | peak | 14.71 | 41.06 | 46.00 | -4.94 | 120 | 100 |
| 480.0857 | 21.47 | peak | 20.44 | 41.91 | 46.00 | -4.09 | 300 | 100 |

| Frequency (MHz) | Reading (dBuV) | | Factor (dB) Corr. | Result @3m (dBuV/m) | | Limit @3m (dBuV/m) | | Margin (dB) | Table Degree (Deg.) | Ant. High (cm) |
|-----------------|----------------|------|-------------------|---------------------|------|--------------------|-------|-------------|---------------------|----------------|
| | Peak | Ave. | | Peak | Ave. | Peak | Ave. | | | |
| 4824.0000 | 41.63 | --- | 0.56 | 42.19 | --- | 74.00 | 54.00 | -31.81 | 135 | 100 |
| 7236.0000 | 40.76 | --- | 3.93 | 44.69 | --- | 74.00 | 54.00 | -29.31 | 120 | 100 |
| 9648.0000 | 35.96 | --- | 7.98 | 43.94 | --- | 74.00 | 54.00 | -30.06 | 150 | 100 |
| 12060.0000 | 34.53 | --- | 13.03 | 47.56 | --- | 74.00 | 54.00 | -26.44 | 140 | 100 |

Polarization: Vertical

| Frequency (MHz) | Reading (dBuV) | Detector | Factor (dB) | Result (dBuV/m) | Limit (dBuV/m) | Margin (dB) | Table Degree (Deg.) | Ant. High (cm) |
|-----------------|----------------|----------|-------------|-----------------|----------------|-------------|---------------------|----------------|
| 32.9360 | 22.19 | QP | 13.29 | 35.48 | 40.00 | -4.52 | 310 | 100 |
| 959.9920 | 10.54 | QP | 28.12 | 38.66 | 46.00 | -7.34 | 155 | 100 |

| Frequency (MHz) | Reading (dBuV) | | Factor (dB) Corr. | Result @3m (dBuV/m) | | Limit @3m (dBuV/m) | | Margin (dB) | Table Degree (Deg.) | Ant. High (cm) |
|-----------------|----------------|------|-------------------|---------------------|------|--------------------|-------|-------------|---------------------|----------------|
| | Peak | Ave. | | Peak | Ave. | Peak | Ave. | | | |
| 4824.0000 | 43.89 | --- | 0.56 | 44.45 | --- | 74.00 | 54.00 | -29.55 | 135 | 100 |
| 7236.0000 | 40.98 | --- | 3.93 | 44.91 | --- | 74.00 | 54.00 | -29.09 | 75 | 100 |
| 9648.0000 | 35.40 | --- | 7.98 | 43.38 | --- | 74.00 | 54.00 | -30.62 | 125 | 100 |
| 12060.0000 | 33.76 | --- | 13.03 | 46.79 | --- | 74.00 | 54.00 | -27.21 | 110 | 100 |



Worldwide Testing Services(Taiwan) Co., Ltd.

Registration number: W6M21402-13807-C-1
 FCC ID: VYTLP8097

Mode: 802.11b 2437MHz
 Polarization: Horizontal

| Frequency (MHz) | Reading (dBuV) | Detector | Factor (dB) | Result (dBuV/m) | Limit (dBuV/m) | Margin (dB) | Table Degree (Deg.) | Ant. High (cm) |
|-----------------|----------------|----------|-------------|-----------------|----------------|-------------|---------------------|----------------|
| 263.2664 | 26.39 | peak | 14.79 | 41.18 | 46.00 | -4.82 | 110 | 100 |
| 480.9820 | 19.44 | peak | 20.46 | 39.90 | 46.00 | -6.10 | 300 | 100 |

| Frequency (MHz) | Reading (dBuV) | | Factor (dB) Corr. | Result @3m (dBuV/m) | | Limit @3m (dBuV/m) | | Margin (dB) | Table Degree (Deg.) | Ant. High (cm) |
|-----------------|----------------|------|-------------------|---------------------|------|--------------------|-------|-------------|---------------------|----------------|
| | Peak | Ave. | | Peak | Ave. | Peak | Ave. | | | |
| 4874.0000 | 41.35 | --- | 0.70 | 42.05 | --- | 74.00 | 54.00 | -31.95 | 145 | 100 |
| 7311.0000 | 38.92 | --- | 3.74 | 42.66 | --- | 74.00 | 54.00 | -31.34 | 120 | 100 |
| 9748.0000 | 35.79 | --- | 8.30 | 44.09 | --- | 74.00 | 54.00 | -29.91 | 125 | 100 |
| 12185.0000 | 32.74 | --- | 13.62 | 46.36 | --- | 74.00 | 54.00 | -27.64 | 130 | 100 |

Polarization: Vertical

| Frequency (MHz) | Reading (dBuV) | Detector | Factor (dB) | Result (dBuV/m) | Limit (dBuV/m) | Margin (dB) | Table Degree (Deg.) | Ant. High (cm) |
|-----------------|----------------|----------|-------------|-----------------|----------------|-------------|---------------------|----------------|
| 31.9440 | 24.79 | peak | 13.26 | 38.05 | 40.00 | -1.95 | 140 | 100 |
| 117.4750 | 25.88 | peak | 13.00 | 38.88 | 43.50 | -4.62 | 150 | 100 |

| Frequency (MHz) | Reading (dBuV) | | Factor (dB) Corr. | Result @3m (dBuV/m) | | Limit @3m (dBuV/m) | | Margin (dB) | Table Degree (Deg.) | Ant. High (cm) |
|-----------------|----------------|------|-------------------|---------------------|------|--------------------|-------|-------------|---------------------|----------------|
| | Peak | Ave. | | Peak | Ave. | Peak | Ave. | | | |
| 4874.0000 | 42.07 | --- | 0.70 | 42.77 | --- | 74.00 | 54.00 | -31.23 | 155 | 100 |
| 7311.0000 | 40.18 | --- | 3.74 | 43.92 | --- | 74.00 | 54.00 | -30.08 | 110 | 100 |
| 9748.0000 | 34.62 | --- | 8.30 | 42.92 | --- | 74.00 | 54.00 | -31.08 | 165 | 100 |
| 12185.0000 | 32.01 | --- | 13.62 | 45.63 | --- | 74.00 | 54.00 | -28.37 | 125 | 100 |

Mode: 802.11b 2462MHz
 Polarization: Horizontal

| Frequency (MHz) | Reading (dBuV) | Detector | Factor (dB) | Result (dBuV/m) | Limit (dBuV/m) | Margin (dB) | Table Degree (Deg.) | Ant. High (cm) |
|-----------------|----------------|----------|-------------|-----------------|----------------|-------------|---------------------|----------------|
| 265.2102 | 27.77 | peak | 14.87 | 42.64 | 46.00 | -3.36 | 135 | 100 |
| 480.9820 | 19.01 | peak | 20.46 | 39.47 | 46.00 | -6.53 | 300 | 100 |

| Frequency (MHz) | Reading (dBuV) | | Factor (dB) Corr. | Result @3m (dBuV/m) | | Limit @3m (dBuV/m) | | Margin (dB) | Table Degree (Deg.) | Ant. High (cm) |
|-----------------|----------------|------|-------------------|---------------------|------|--------------------|-------|-------------|---------------------|----------------|
| | Peak | Ave. | | Peak | Ave. | Peak | Ave. | | | |
| 4924.0000 | 41.46 | --- | 0.93 | 42.39 | --- | 74.00 | 54.00 | -31.61 | 130 | 100 |
| 7386.0000 | 41.23 | --- | 3.92 | 45.15 | --- | 74.00 | 54.00 | -28.85 | 110 | 100 |
| 9848.0000 | 35.22 | --- | 8.67 | 43.89 | --- | 74.00 | 54.00 | -30.11 | 165 | 100 |
| 12310.0000 | 33.90 | --- | 14.38 | 48.28 | --- | 74.00 | 54.00 | -25.72 | 155 | 100 |



Worldwide Testing Services(Taiwan) Co., Ltd.

Registration number: W6M21402-13807-C-1
 FCC ID: VYTL8097

Polarization: Vertical

| Frequency (MHz) | Reading (dBuV) | Detector | Factor (dB) | Result (dBuV/m) | Limit (dBuV/m) | Margin (dB) | Table Degree (Deg.) | Ant. High (cm) |
|-----------------|----------------|----------|-------------|-----------------|----------------|-------------|---------------------|----------------|
| 31.9438 | 24.52 | peak | 13.26 | 37.78 | 40.00 | -2.22 | 125 | 100 |
| 148.5772 | 25.00 | peak | 15.25 | 40.25 | 43.50 | -3.25 | 100 | 100 |

| Frequency (MHz) | Reading (dBuV) | | Factor (dB) Corr. | Result @3m (dBuV/m) | | Limit @3m (dBuV/m) | | Margin (dB) | Table Degree (Deg.) | Ant. High (cm) |
|-----------------|----------------|------|-------------------|---------------------|------|--------------------|-------|-------------|---------------------|----------------|
| | Peak | Ave. | | Peak | Ave. | Peak | Ave. | | | |
| 4924.0000 | 41.02 | --- | 0.93 | 41.95 | --- | 74.00 | 54.00 | -32.05 | 130 | 100 |
| 7386.0000 | 40.12 | --- | 3.92 | 44.04 | --- | 74.00 | 54.00 | -29.96 | 85 | 100 |
| 9848.0000 | 34.95 | --- | 8.67 | 43.62 | --- | 74.00 | 54.00 | -30.38 | 145 | 100 |
| 12310.0000 | 33.31 | --- | 14.38 | 47.69 | --- | 74.00 | 54.00 | -26.31 | 160 | 100 |

Mode: 802.11g 2412MHz

Polarization: Horizontal


| Frequency (MHz) | Reading (dBuV) | Detector | Factor (dB) | Result (dBuV/m) | Limit (dBuV/m) | Margin (dB) | Table Degree (Deg.) | Ant. High (cm) |
|-----------------|----------------|----------|-------------|-----------------|----------------|-------------|---------------------|----------------|
| 261.3226 | 26.04 | peak | 14.71 | 40.75 | 46.00 | -5.25 | 145 | 100 |
| 480.9820 | 19.52 | peak | 20.46 | 39.98 | 46.00 | -6.02 | 300 | 100 |

| Frequency (MHz) | Reading (dBuV) | | Factor (dB) Corr. | Result @3m (dBuV/m) | | Limit @3m (dBuV/m) | | Margin (dB) | Table Degree (Deg.) | Ant. High (cm) |
|-----------------|----------------|------|-------------------|---------------------|------|--------------------|-------|-------------|---------------------|----------------|
| | Peak | Ave. | | Peak | Ave. | Peak | Ave. | | | |
| 4824.0000 | 41.70 | --- | 0.56 | 42.26 | --- | 74.00 | 54.00 | -31.74 | 140 | 100 |
| 7236.0000 | 41.33 | --- | 3.93 | 45.26 | --- | 74.00 | 54.00 | -28.74 | 100 | 100 |
| 9648.0000 | 35.77 | --- | 7.98 | 43.75 | --- | 74.00 | 54.00 | -30.25 | 130 | 100 |
| 12060.0000 | 33.76 | --- | 13.03 | 46.79 | --- | 74.00 | 54.00 | -27.21 | 75 | 100 |

Polarization: Vertical

| Frequency (MHz) | Reading (dBuV) | Detector | Factor (dB) | Result (dBuV/m) | Limit (dBuV/m) | Margin (dB) | Table Degree (Deg.) | Ant. High (cm) |
|-----------------|----------------|----------|-------------|-----------------|----------------|-------------|---------------------|----------------|
| 31.9440 | 24.98 | peak | 13.26 | 38.24 | 40.00 | -1.76 | 160 | 100 |
| 113.5872 | 26.22 | peak | 12.71 | 38.93 | 43.50 | -4.57 | 150 | 100 |

| Frequency (MHz) | Reading (dBuV) | | Factor (dB) Corr. | Result @3m (dBuV/m) | | Limit @3m (dBuV/m) | | Margin (dB) | Table Degree (Deg.) | Ant. High (cm) |
|-----------------|----------------|------|-------------------|---------------------|------|--------------------|-------|-------------|---------------------|----------------|
| | Peak | Ave. | | Peak | Ave. | Peak | Ave. | | | |
| 4824.0000 | 41.14 | --- | 0.56 | 41.70 | --- | 74.00 | 54.00 | -32.30 | 150 | 100 |
| 7236.0000 | 41.15 | --- | 3.93 | 45.08 | --- | 74.00 | 54.00 | -28.92 | 125 | 100 |
| 9648.0000 | 34.76 | --- | 7.98 | 42.74 | --- | 74.00 | 54.00 | -31.26 | 135 | 100 |
| 12060.0000 | 33.76 | --- | 13.03 | 46.79 | --- | 74.00 | 54.00 | -27.21 | 105 | 100 |



Worldwide Testing Services(Taiwan) Co., Ltd.

Registration number: W6M21402-13807-C-1
 FCC ID: VYTLP8097

Mode: 802.11g 2437MHz
 Polarization: Horizontal

| Frequency (MHz) | Reading (dBuV) | Detector | Factor (dB) | Result (dBuV/m) | Limit (dBuV/m) | Margin (dB) | Table Degree (Deg.) | Ant. High (cm) |
|-----------------|----------------|----------|-------------|-----------------|----------------|-------------|---------------------|----------------|
| 239.9398 | 26.48 | peak | 14.16 | 40.64 | 46.00 | -5.36 | 300 | 100 |
| 263.2664 | 28.59 | peak | 14.79 | 43.38 | 46.00 | -2.62 | 140 | 100 |

| Frequency (MHz) | Reading (dBuV) | | Factor (dB) Corr. | Result @3m (dBuV/m) | | Limit @3m (dBuV/m) | | Margin (dB) | Table Degree (Deg.) | Ant. High (cm) |
|-----------------|----------------|------|-------------------|---------------------|------|--------------------|-------|-------------|---------------------|----------------|
| | Peak | Ave. | | Peak | Ave. | Peak | Ave. | | | |
| 4874.0000 | 41.76 | --- | 0.70 | 42.46 | --- | 74.00 | 54.00 | -31.54 | 140 | 100 |
| 7311.0000 | 40.52 | --- | 3.74 | 44.26 | --- | 74.00 | 54.00 | -29.74 | 115 | 100 |
| 9748.0000 | 36.77 | --- | 8.30 | 45.07 | --- | 74.00 | 54.00 | -28.93 | 130 | 100 |
| 12185.0000 | 32.22 | --- | 13.62 | 45.84 | --- | 74.00 | 54.00 | -28.16 | 75 | 100 |

Polarization: Vertical


| Frequency (MHz) | Reading (dBuV) | Detector | Factor (dB) | Result (dBuV/m) | Limit (dBuV/m) | Margin (dB) | Table Degree (Deg.) | Ant. High (cm) |
|-----------------|----------------|----------|-------------|-----------------|----------------|-------------|---------------------|----------------|
| 30.0000 | 23.85 | peak | 13.20 | 37.05 | 40.00 | -2.95 | 130 | 100 |
| 960.0000 | 10.96 | QP | 28.12 | 39.08 | 46.00 | -6.92 | 180 | 100 |

| Frequency (MHz) | Reading (dBuV) | | Factor (dB) Corr. | Result @3m (dBuV/m) | | Limit @3m (dBuV/m) | | Margin (dB) | Table Degree (Deg.) | Ant. High (cm) |
|-----------------|----------------|------|-------------------|---------------------|------|--------------------|-------|-------------|---------------------|----------------|
| | Peak | Ave. | | Peak | Ave. | Peak | Ave. | | | |
| 4874.0000 | 41.38 | --- | 0.70 | 42.08 | --- | 74.00 | 54.00 | -31.92 | 130 | 100 |
| 7311.0000 | 40.20 | --- | 3.74 | 43.94 | --- | 74.00 | 54.00 | -30.06 | 70 | 100 |
| 9748.0000 | 35.04 | --- | 8.30 | 43.34 | --- | 74.00 | 54.00 | -30.66 | 170 | 100 |
| 12185.0000 | 32.24 | --- | 13.62 | 45.86 | --- | 74.00 | 54.00 | -28.14 | 120 | 100 |

Mode: 802.11g 2462MHz
 Polarization: Horizontal

| Frequency (MHz) | Reading (dBuV) | Detector | Factor (dB) | Result (dBuV/m) | Limit (dBuV/m) | Margin (dB) | Table Degree (Deg.) | Ant. High (cm) |
|-----------------|----------------|----------|-------------|-----------------|----------------|-------------|---------------------|----------------|
| 239.9398 | 26.61 | peak | 14.16 | 40.77 | 46.00 | -5.23 | 150 | 100 |
| 263.2664 | 28.41 | peak | 14.79 | 43.20 | 46.00 | -2.80 | 130 | 100 |

| Frequency (MHz) | Reading (dBuV) | | Factor (dB) Corr. | Result @3m (dBuV/m) | | Limit @3m (dBuV/m) | | Margin (dB) | Table Degree (Deg.) | Ant. High (cm) |
|-----------------|----------------|------|-------------------|---------------------|------|--------------------|-------|-------------|---------------------|----------------|
| | Peak | Ave. | | Peak | Ave. | Peak | Ave. | | | |
| 4924.0000 | 41.07 | --- | 0.93 | 42.00 | --- | 74.00 | 54.00 | -32.00 | 155 | 100 |
| 7386.0000 | 39.88 | --- | 3.92 | 43.80 | --- | 74.00 | 54.00 | -30.20 | 125 | 100 |
| 9848.0000 | 37.02 | --- | 8.67 | 45.69 | --- | 74.00 | 54.00 | -28.31 | 170 | 100 |
| 12310.0000 | 34.31 | --- | 14.38 | 48.69 | --- | 74.00 | 54.00 | -25.31 | 120 | 100 |



Worldwide Testing Services(Taiwan) Co., Ltd.

Registration number: W6M21402-13807-C-1
FCC ID: VYTLP8097

Polarization: Vertical

| Frequency (MHz) | Reading (dBuV) | Detector | Factor (dB) | Result (dBuV/m) | Limit (dBuV/m) | Margin (dB) | Table Degree (Deg.) | Ant. High (cm) |
|-----------------|----------------|----------|-------------|-----------------|----------------|-------------|---------------------|----------------|
| 31.9440 | 23.94 | peak | 13.26 | 37.20 | 40.00 | -2.80 | 115 | 100 |
| 960.0000 | 11.04 | QP | 28.12 | 39.16 | 46.00 | -6.84 | 180 | 100 |

| Frequency (MHz) | Reading (dBuV) | | Factor (dB) Corr. | Result @3m (dBuV/m) | | Limit @3m (dBuV/m) | | Margin (dB) | Table Degree (Deg.) | Ant. High (cm) |
|-----------------|----------------|------|-------------------|---------------------|------|--------------------|-------|-------------|---------------------|----------------|
| | Peak | Ave. | | Peak | Ave. | Peak | Ave. | | | |
| 4924.0000 | 41.21 | --- | 0.93 | 42.14 | --- | 74.00 | 54.00 | -31.86 | 160 | 100 |
| 7386.0000 | 39.94 | --- | 3.92 | 43.86 | --- | 74.00 | 54.00 | -30.14 | 70 | 100 |
| 9848.0000 | 34.43 | --- | 8.67 | 43.10 | --- | 74.00 | 54.00 | -30.90 | 135 | 100 |
| 12310.0000 | 33.58 | --- | 14.38 | 47.96 | --- | 74.00 | 54.00 | -26.04 | 105 | 100 |

Antenna B

Mode: 802.11a 5745MHz

Polarization: Horizontal


| Frequency (MHz) | Reading (dBuV) | Detector | Factor (dB) | Result (dBuV/m) | Limit (dBuV/m) | Margin (dB) | Table Degree (Deg.) | Ant. High (cm) |
|-----------------|----------------|----------|-------------|-----------------|----------------|-------------|---------------------|----------------|
| 239.9398 | 26.15 | peak | 14.16 | 40.31 | 46.00 | -5.69 | 120 | 100 |
| 267.1542 | 26.71 | peak | 14.96 | 41.67 | 46.00 | -4.33 | 240 | 100 |
| 480.9820 | 20.05 | peak | 20.46 | 40.51 | 46.00 | -5.49 | 310 | 100 |
| 959.9952 | 14.44 | peak | 28.12 | 42.56 | 46.00 | -3.44 | 170 | 100 |

| Frequency (MHz) | Reading (dBuV) | | Factor (dB) Corr. | Result @3m (dBuV/m) | | Limit @3m (dBuV/m) | | Margin (dB) | Table Degree (Deg.) | Ant. High (cm) |
|-----------------|----------------|------|-------------------|---------------------|------|--------------------|-------|-------------|---------------------|----------------|
| | Peak | Ave. | | Peak | Ave. | Peak | Ave. | | | |
| 11490.0000 | 36.91 | --- | 12.09 | 49.00 | --- | 74.00 | 54.00 | -25.00 | 250 | 100 |
| 17235.0000 | 28.03 | --- | 20.39 | 48.42 | --- | 74.00 | 54.00 | -25.58 | 140 | 100 |

Polarization: Vertical

| Frequency (MHz) | Reading (dBuV) | Detector | Factor (dB) | Result (dBuV/m) | Limit (dBuV/m) | Margin (dB) | Table Degree (Deg.) | Ant. High (cm) |
|-----------------|----------------|----------|-------------|-----------------|----------------|-------------|---------------------|----------------|
| 35.8316 | 24.54 | peak | 13.44 | 37.98 | 40.00 | -2.02 | 85 | 100 |
| 113.5871 | 28.52 | peak | 12.71 | 41.23 | 43.50 | -2.27 | 130 | 100 |
| 480.9820 | 20.14 | peak | 20.46 | 40.60 | 46.00 | -5.40 | 320 | 100 |
| 959.8956 | 14.76 | peak | 28.12 | 42.88 | 46.00 | -3.12 | 180 | 100 |

| Frequency (MHz) | Reading (dBuV) | | Factor (dB) Corr. | Result @3m (dBuV/m) | | Limit @3m (dBuV/m) | | Margin (dB) | Table Degree (Deg.) | Ant. High (cm) |
|-----------------|----------------|------|-------------------|---------------------|------|--------------------|-------|-------------|---------------------|----------------|
| | Peak | Ave. | | Peak | Ave. | Peak | Ave. | | | |
| 11490.0000 | 35.90 | --- | 12.09 | 47.99 | --- | 74.00 | 54.00 | -26.01 | 250 | 100 |
| 17235.0000 | 27.77 | --- | 20.39 | 48.16 | --- | 74.00 | 54.00 | -25.84 | 135 | 100 |



Worldwide Testing Services(Taiwan) Co., Ltd.

Registration number: W6M21402-13807-C-1
 FCC ID: VYTLP8097

Mode: 802.11a 5785MHz
 Polarization: Horizontal

| Frequency (MHz) | Reading (dBuV) | Detector | Factor (dB) | Result (dBuV/m) | Limit (dBuV/m) | Margin (dB) | Table Degree (Deg.) | Ant. High (cm) |
|-----------------|----------------|----------|-------------|-----------------|----------------|-------------|---------------------|----------------|
| 239.9398 | 25.23 | peak | 14.16 | 39.39 | 46.00 | -6.61 | 160 | 100 |
| 259.3788 | 27.65 | peak | 14.64 | 42.29 | 46.00 | -3.71 | 240 | 100 |
| 480.9820 | 21.18 | peak | 20.46 | 41.64 | 46.00 | -4.36 | 320 | 100 |
| 959.9864 | 13.25 | peak | 28.12 | 41.37 | 46.00 | -4.63 | 170 | 100 |

| Frequency (MHz) | Reading (dBuV) | | Factor (dB) Corr. | Result @3m (dBuV/m) | | Limit @3m (dBuV/m) | | Margin (dB) | Table Degree (Deg.) | Ant. High (cm) |
|-----------------|----------------|-------|-------------------|---------------------|-------|--------------------|-------|-------------|---------------------|----------------|
| | Peak | Ave. | | Peak | Ave. | Peak | Ave. | | | |
| 11569.6390 | 42.75 | 39.67 | 12.47 | 55.22 | 52.14 | 74.00 | 54.00 | 1.22 | 215 | 100 |
| 17355.0000 | 28.02 | --- | 20.33 | 48.35 | --- | 74.00 | 54.00 | -25.65 | 140 | 100 |

Polarization: Vertical


| Frequency (MHz) | Reading (dBuV) | Detector | Factor (dB) | Result (dBuV/m) | Limit (dBuV/m) | Margin (dB) | Table Degree (Deg.) | Ant. High (cm) |
|-----------------|----------------|----------|-------------|-----------------|----------------|-------------|---------------------|----------------|
| 35.8316 | 24.27 | peak | 13.44 | 37.71 | 40.00 | -2.29 | 140 | 100 |
| 115.5311 | 28.22 | peak | 12.85 | 41.07 | 43.50 | -2.43 | 230 | 100 |
| 480.9820 | 18.60 | peak | 20.46 | 39.06 | 46.00 | -6.94 | 325 | 100 |
| 959.9988 | 15.40 | peak | 28.12 | 43.52 | 46.00 | -2.48 | 175 | 100 |

| Frequency (MHz) | Reading (dBuV) | | Factor (dB) Corr. | Result @3m (dBuV/m) | | Limit @3m (dBuV/m) | | Margin (dB) | Table Degree (Deg.) | Ant. High (cm) |
|-----------------|----------------|------|-------------------|---------------------|------|--------------------|-------|-------------|---------------------|----------------|
| | Peak | Ave. | | Peak | Ave. | Peak | Ave. | | | |
| 11569.6390 | 37.76 | --- | 12.47 | 50.23 | --- | 74.00 | 54.00 | -23.77 | 200 | 100 |
| 17355.0000 | 28.30 | --- | 20.33 | 48.63 | --- | 74.00 | 54.00 | -25.37 | 160 | 100 |

Mode: 802.11a 5825MHz
 Polarization: Horizontal

| Frequency (MHz) | Reading (dBuV) | Detector | Factor (dB) | Result (dBuV/m) | Limit (dBuV/m) | Margin (dB) | Table Degree (Deg.) | Ant. High (cm) |
|-----------------|----------------|----------|-------------|-----------------|----------------|-------------|---------------------|----------------|
| 239.9398 | 25.46 | peak | 14.16 | 39.62 | 46.00 | -6.38 | 110 | 100 |
| 261.3226 | 28.08 | peak | 14.71 | 42.79 | 46.00 | -3.21 | 250 | 100 |
| 480.9820 | 20.97 | peak | 20.46 | 41.43 | 46.00 | -4.57 | 300 | 100 |
| 959.8886 | 13.24 | peak | 28.12 | 41.36 | 46.00 | -4.64 | 180 | 100 |

| Frequency (MHz) | Reading (dBuV) | | Factor (dB) Corr. | Result @3m (dBuV/m) | | Limit @3m (dBuV/m) | | Margin (dB) | Table Degree (Deg.) | Ant. High (cm) |
|-----------------|----------------|------|-------------------|---------------------|------|--------------------|-------|-------------|---------------------|----------------|
| | Peak | Ave. | | Peak | Ave. | Peak | Ave. | | | |
| 11650.0000 | 34.31 | --- | 12.36 | 46.67 | --- | 74.00 | 54.00 | -27.33 | 230 | 100 |
| 17475.0000 | 27.05 | --- | 20.23 | 47.28 | --- | 74.00 | 54.00 | -26.72 | 160 | 100 |



Worldwide Testing Services(Taiwan) Co., Ltd.

Registration number: W6M21402-13807-C-1
 FCC ID: VYTLP8097

Polarization: Vertical

| Frequency (MHz) | Reading (dBuV) | Detector | Factor (dB) | Result (dBuV/m) | Limit (dBuV/m) | Margin (dB) | Table Degree (Deg.) | Ant. High (cm) |
|-----------------|----------------|----------|-------------|-----------------|----------------|-------------|---------------------|----------------|
| 35.8316 | 25.52 | QP | 13.44 | 38.96 | 40.00 | -1.04 | 170 | 100 |
| 111.6433 | 28.95 | peak | 12.56 | 41.51 | 43.50 | -1.99 | 200 | 100 |
| 480.9820 | 19.90 | peak | 20.46 | 40.36 | 46.00 | -5.64 | 310 | 100 |
| 959.8900 | 15.30 | peak | 28.12 | 43.42 | 46.00 | -2.58 | 180 | 100 |

| Frequency (MHz) | Reading (dBuV) | | Factor (dB) Corr. | Result @3m (dBuV/m) | | Limit @3m (dBuV/m) | | Margin (dB) | Table Degree (Deg.) | Ant. High (cm) |
|-----------------|----------------|------|-------------------|---------------------|------|--------------------|-------|-------------|---------------------|----------------|
| | Peak | Ave. | | Peak | Ave. | Peak | Ave. | | | |
| 11650.0000 | 34.87 | --- | 12.36 | 47.23 | --- | 74.00 | 54.00 | -26.77 | 210 | 100 |
| 17475.0000 | 26.60 | --- | 20.23 | 46.83 | --- | 74.00 | 54.00 | -27.17 | 150 | 100 |

Mode: 802.11b 2412MHz
 Polarization: Horizontal


| Frequency (MHz) | Reading (dBuV) | Detector | Factor (dB) | Result (dBuV/m) | Limit (dBuV/m) | Margin (dB) | Table Degree (Deg.) | Ant. High (cm) |
|-----------------|----------------|----------|-------------|-----------------|----------------|-------------|---------------------|----------------|
| 261.3226 | 26.85 | peak | 14.71 | 41.56 | 46.00 | -4.44 | 100 | 100 |
| 480.9820 | 17.58 | peak | 20.46 | 38.04 | 46.00 | -7.96 | 300 | 100 |

| Frequency (MHz) | Reading (dBuV) | | Factor (dB) Corr. | Result @3m (dBuV/m) | | Limit @3m (dBuV/m) | | Margin (dB) | Table Degree (Deg.) | Ant. High (cm) |
|-----------------|----------------|------|-------------------|---------------------|------|--------------------|-------|-------------|---------------------|----------------|
| | Peak | Ave. | | Peak | Ave. | Peak | Ave. | | | |
| 4824.0000 | 44.21 | --- | 0.56 | 44.77 | --- | 74.00 | 54.00 | -29.23 | 125 | 100 |
| 7236.0000 | 40.83 | --- | 3.93 | 44.76 | --- | 74.00 | 54.00 | -29.24 | 110 | 100 |
| 9648.0000 | 35.12 | --- | 7.98 | 43.10 | --- | 74.00 | 54.00 | -30.90 | 145 | 100 |
| 12060.0000 | 33.46 | --- | 13.03 | 46.49 | --- | 74.00 | 54.00 | -27.51 | 80 | 100 |

Polarization: Vertical

| Frequency (MHz) | Reading (dBuV) | Detector | Factor (dB) | Result (dBuV/m) | Limit (dBuV/m) | Margin (dB) | Table Degree (Deg.) | Ant. High (cm) |
|-----------------|----------------|----------|-------------|-----------------|----------------|-------------|---------------------|----------------|
| 35.8316 | 23.52 | peak | 13.44 | 36.96 | 40.00 | -3.04 | 110 | 100 |
| 113.5872 | 27.49 | peak | 12.71 | 40.20 | 43.50 | -3.30 | 100 | 100 |

| Frequency (MHz) | Reading (dBuV) | | Factor (dB) Corr. | Result @3m (dBuV/m) | | Limit @3m (dBuV/m) | | Margin (dB) | Table Degree (Deg.) | Ant. High (cm) |
|-----------------|----------------|------|-------------------|---------------------|------|--------------------|-------|-------------|---------------------|----------------|
| | Peak | Ave. | | Peak | Ave. | Peak | Ave. | | | |
| 4824.0000 | 41.45 | --- | 0.56 | 42.01 | --- | 74.00 | 54.00 | -31.99 | 135 | 100 |
| 7236.0000 | 40.95 | --- | 3.93 | 44.88 | --- | 74.00 | 54.00 | -29.12 | 100 | 100 |
| 9648.0000 | 35.12 | --- | 7.98 | 43.10 | --- | 74.00 | 54.00 | -30.90 | 165 | 100 |
| 12060.0000 | 33.46 | --- | 13.03 | 46.49 | --- | 74.00 | 54.00 | -27.51 | 120 | 100 |



Worldwide Testing Services(Taiwan) Co., Ltd.

Registration number: W6M21402-13807-C-1
 FCC ID: VYTLP8097

Mode: 802.11b 2437MHz
 Polarization: Horizontal

| Frequency (MHz) | Reading (dBuV) | Detector | Factor (dB) | Result (dBuV/m) | Limit (dBuV/m) | Margin (dB) | Table Degree (Deg.) | Ant. High (cm) |
|-----------------|----------------|----------|-------------|-----------------|----------------|-------------|---------------------|----------------|
| 265.2102 | 26.01 | peak | 14.87 | 40.88 | 46.00 | -5.12 | 120 | 100 |
| 480.9820 | 18.20 | peak | 20.46 | 38.66 | 46.00 | -7.34 | 300 | 100 |

| Frequency (MHz) | Reading (dBuV) | | Factor (dB) Corr. | Result @3m (dBuV/m) | | Limit @3m (dBuV/m) | | Margin (dB) | Table Degree (Deg.) | Ant. High (cm) |
|-----------------|----------------|------|-------------------|---------------------|------|--------------------|-------|-------------|---------------------|----------------|
| | Peak | Ave. | | Peak | Ave. | Peak | Ave. | | | |
| 4874.0000 | 41.91 | --- | 0.70 | 42.61 | --- | 74.00 | 54.00 | -31.39 | 165 | 100 |
| 7311.0000 | 40.31 | --- | 3.74 | 44.05 | --- | 74.00 | 54.00 | -29.95 | 110 | 100 |
| 9748.0000 | 34.50 | --- | 8.30 | 42.80 | --- | 74.00 | 54.00 | -31.20 | 130 | 100 |
| 12185.0000 | 33.85 | --- | 13.62 | 47.47 | --- | 74.00 | 54.00 | -26.53 | 80 | 100 |

Polarization: Vertical


| Frequency (MHz) | Reading (dBuV) | Detector | Factor (dB) | Result (dBuV/m) | Limit (dBuV/m) | Margin (dB) | Table Degree (Deg.) | Ant. High (cm) |
|-----------------|----------------|----------|-------------|-----------------|----------------|-------------|---------------------|----------------|
| 37.7756 | 23.24 | peak | 13.62 | 36.86 | 40.00 | -3.14 | 130 | 100 |
| 114.0882 | 22.70 | QP | 12.75 | 35.45 | 43.50 | -8.05 | 240 | 100 |

| Frequency (MHz) | Reading (dBuV) | | Factor (dB) Corr. | Result @3m (dBuV/m) | | Limit @3m (dBuV/m) | | Margin (dB) | Table Degree (Deg.) | Ant. High (cm) |
|-----------------|----------------|------|-------------------|---------------------|------|--------------------|-------|-------------|---------------------|----------------|
| | Peak | Ave. | | Peak | Ave. | Peak | Ave. | | | |
| 4874.0000 | 41.97 | --- | 0.70 | 42.67 | --- | 74.00 | 54.00 | -31.33 | 170 | 100 |
| 7311.0000 | 40.70 | --- | 3.74 | 44.44 | --- | 74.00 | 54.00 | -29.56 | 135 | 100 |
| 9748.0000 | 34.49 | --- | 8.30 | 42.79 | --- | 74.00 | 54.00 | -31.21 | 145 | 100 |
| 12185.0000 | 31.94 | --- | 13.62 | 45.56 | --- | 74.00 | 54.00 | -28.44 | 75 | 100 |

Mode: 802.11b 2462MHz
 Polarization: Horizontal

| Frequency (MHz) | Reading (dBuV) | Detector | Factor (dB) | Result (dBuV/m) | Limit (dBuV/m) | Margin (dB) | Table Degree (Deg.) | Ant. High (cm) |
|-----------------|----------------|----------|-------------|-----------------|----------------|-------------|---------------------|----------------|
| 220.5010 | 23.29 | peak | 13.14 | 36.43 | 46.00 | -9.57 | 140 | 100 |
| 261.3226 | 26.71 | peak | 14.71 | 41.42 | 46.00 | -4.58 | 130 | 100 |

| Frequency (MHz) | Reading (dBuV) | | Factor (dB) Corr. | Result @3m (dBuV/m) | | Limit @3m (dBuV/m) | | Margin (dB) | Table Degree (Deg.) | Ant. High (cm) |
|-----------------|----------------|------|-------------------|---------------------|------|--------------------|-------|-------------|---------------------|----------------|
| | Peak | Ave. | | Peak | Ave. | Peak | Ave. | | | |
| 4921.8440 | 45.19 | --- | 0.92 | 46.11 | --- | 74.00 | 54.00 | -27.89 | 45 | 100 |
| 7386.0000 | 40.48 | --- | 3.92 | 44.40 | --- | 74.00 | 54.00 | -29.60 | 110 | 100 |
| 9848.0000 | 34.69 | --- | 8.67 | 43.36 | --- | 74.00 | 54.00 | -30.64 | 135 | 100 |
| 12310.0000 | 34.21 | --- | 14.38 | 48.59 | --- | 74.00 | 54.00 | -25.41 | 85 | 100 |



Worldwide Testing Services(Taiwan) Co., Ltd.

Registration number: W6M21402-13807-C-1
 FCC ID: VYTLP8097

Polarization: Vertical

| Frequency (MHz) | Reading (dBuV) | Detector | Factor (dB) | Result (dBuV/m) | Limit (dBuV/m) | Margin (dB) | Table Degree (Deg.) | Ant. High (cm) |
|-----------------|----------------|----------|-------------|-----------------|----------------|-------------|---------------------|----------------|
| 35.8316 | 23.65 | peak | 13.44 | 37.09 | 40.00 | -2.91 | 120 | 100 |
| 113.5872 | 27.32 | peak | 12.71 | 40.03 | 43.50 | -3.47 | 135 | 100 |

| Frequency (MHz) | Reading (dBuV) | | Factor (dB) Corr. | Result @3m (dBuV/m) | | Limit @3m (dBuV/m) | | Margin (dB) | Table Degree (Deg.) | Ant. High (cm) |
|-----------------|----------------|------|-------------------|---------------------|------|--------------------|-------|-------------|---------------------|----------------|
| | Peak | Ave. | | Peak | Ave. | Peak | Ave. | | | |
| 4924.0000 | 41.14 | --- | 0.93 | 42.07 | --- | 74.00 | 54.00 | -31.93 | 170 | 100 |
| 7386.0000 | 40.31 | --- | 3.92 | 44.23 | --- | 74.00 | 54.00 | -29.77 | 110 | 100 |
| 9848.0000 | 34.76 | --- | 8.67 | 43.43 | --- | 74.00 | 54.00 | -30.57 | 155 | 100 |
| 12310.0000 | 34.00 | --- | 14.38 | 48.38 | --- | 74.00 | 54.00 | -25.62 | 135 | 100 |

Mode: 802.11g 2412MHz
 Polarization: Horizontal


| Frequency (MHz) | Reading (dBuV) | Detector | Factor (dB) | Result (dBuV/m) | Limit (dBuV/m) | Margin (dB) | Table Degree (Deg.) | Ant. High (cm) |
|-----------------|----------------|----------|-------------|-----------------|----------------|-------------|---------------------|----------------|
| 263.2664 | 26.24 | peak | 14.79 | 41.03 | 46.00 | -4.97 | 120 | 100 |
| 480.9820 | 18.14 | peak | 20.46 | 38.60 | 46.00 | -7.40 | 300 | 100 |

| Frequency (MHz) | Reading (dBuV) | | Factor (dB) Corr. | Result @3m (dBuV/m) | | Limit @3m (dBuV/m) | | Margin (dB) | Table Degree (Deg.) | Ant. High (cm) |
|-----------------|----------------|------|-------------------|---------------------|------|--------------------|-------|-------------|---------------------|----------------|
| | Peak | Ave. | | Peak | Ave. | Peak | Ave. | | | |
| 4824.0000 | 41.64 | --- | 0.56 | 42.20 | --- | 74.00 | 54.00 | -31.80 | 135 | 100 |
| 7236.0000 | 40.62 | --- | 3.93 | 44.55 | --- | 74.00 | 54.00 | -29.45 | 105 | 100 |
| 9648.0000 | 34.67 | --- | 7.98 | 42.65 | --- | 74.00 | 54.00 | -31.35 | 140 | 100 |
| 12060.0000 | 33.43 | --- | 13.03 | 46.46 | --- | 74.00 | 54.00 | -27.54 | 115 | 100 |

Polarization: Vertical

| Frequency (MHz) | Reading (dBuV) | Detector | Factor (dB) | Result (dBuV/m) | Limit (dBuV/m) | Margin (dB) | Table Degree (Deg.) | Ant. High (cm) |
|-----------------|----------------|----------|-------------|-----------------|----------------|-------------|---------------------|----------------|
| 35.8316 | 23.61 | peak | 13.44 | 37.05 | 40.00 | -2.95 | 125 | 100 |
| 117.4750 | 28.73 | peak | 13.00 | 41.73 | 43.50 | -1.77 | 135 | 100 |

| Frequency (MHz) | Reading (dBuV) | | Factor (dB) Corr. | Result @3m (dBuV/m) | | Limit @3m (dBuV/m) | | Margin (dB) | Table Degree (Deg.) | Ant. High (cm) |
|-----------------|----------------|------|-------------------|---------------------|------|--------------------|-------|-------------|---------------------|----------------|
| | Peak | Ave. | | Peak | Ave. | Peak | Ave. | | | |
| 4824.0000 | 41.37 | --- | 0.56 | 41.93 | --- | 74.00 | 54.00 | -32.07 | 140 | 100 |
| 7236.0000 | 40.37 | --- | 3.93 | 44.30 | --- | 74.00 | 54.00 | -29.70 | 130 | 100 |
| 9648.0000 | 35.16 | --- | 7.98 | 43.14 | --- | 74.00 | 54.00 | -30.86 | 130 | 100 |
| 12060.0000 | 33.61 | --- | 13.03 | 46.64 | --- | 74.00 | 54.00 | -27.36 | 75 | 100 |



Worldwide Testing Services(Taiwan) Co., Ltd.

Registration number: W6M21402-13807-C-1
 FCC ID: VYTLP8097

Mode: 802.11g 2437MHz
 Polarization: Horizontal

| Frequency (MHz) | Reading (dBuV) | Detector | Factor (dB) | Result (dBuV/m) | Limit (dBuV/m) | Margin (dB) | Table Degree (Deg.) | Ant. High (cm) |
|-----------------|----------------|----------|-------------|-----------------|----------------|-------------|---------------------|----------------|
| 265.2102 | 25.49 | peak | 14.87 | 40.36 | 46.00 | -5.64 | 150 | 100 |
| 480.9820 | 19.54 | peak | 20.46 | 40.00 | 46.00 | -6.00 | 300 | 100 |

| Frequency (MHz) | Reading (dBuV) | | Factor (dB) Corr. | Result @3m (dBuV/m) | | Limit @3m (dBuV/m) | | Margin (dB) | Table Degree (Deg.) | Ant. High (cm) |
|-----------------|----------------|------|-------------------|---------------------|------|--------------------|-------|-------------|---------------------|----------------|
| | Peak | Ave. | | Peak | Ave. | Peak | Ave. | | | |
| 4874.0000 | 42.01 | --- | 0.70 | 42.71 | --- | 74.00 | 54.00 | -31.29 | 130 | 100 |
| 7311.0000 | 40.40 | --- | 3.74 | 44.14 | --- | 74.00 | 54.00 | -29.86 | 85 | 100 |
| 9748.0000 | 35.99 | --- | 8.30 | 44.29 | --- | 74.00 | 54.00 | -29.71 | 175 | 100 |
| 12185.0000 | 32.70 | --- | 13.62 | 46.32 | --- | 74.00 | 54.00 | -27.68 | 110 | 100 |

Polarization: Vertical

| Frequency (MHz) | Reading (dBuV) | Detector | Factor (dB) | Result (dBuV/m) | Limit (dBuV/m) | Margin (dB) | Table Degree (Deg.) | Ant. High (cm) |
|-----------------|----------------|----------|-------------|-----------------|----------------|-------------|---------------------|----------------|
| 31.9440 | 23.92 | peak | 13.26 | 37.18 | 40.00 | -2.82 | 135 | 100 |
| 113.5872 | 28.93 | peak | 12.71 | 41.64 | 43.50 | -1.86 | 140 | 100 |

| Frequency (MHz) | Reading (dBuV) | | Factor (dB) Corr. | Result @3m (dBuV/m) | | Limit @3m (dBuV/m) | | Margin (dB) | Table Degree (Deg.) | Ant. High (cm) |
|-----------------|----------------|------|-------------------|---------------------|------|--------------------|-------|-------------|---------------------|----------------|
| | Peak | Ave. | | Peak | Ave. | Peak | Ave. | | | |
| 4874.0000 | 41.56 | --- | 0.70 | 42.26 | --- | 74.00 | 54.00 | -31.74 | 155 | 100 |
| 7311.0000 | 40.44 | --- | 3.74 | 44.18 | --- | 74.00 | 54.00 | -29.82 | 120 | 100 |
| 9748.0000 | 34.17 | --- | 8.30 | 42.47 | --- | 74.00 | 54.00 | -31.53 | 125 | 100 |
| 12185.0000 | 32.64 | --- | 13.62 | 46.26 | --- | 74.00 | 54.00 | -27.74 | 110 | 100 |

Mode: 802.11g 2462MHz
 Polarization: Horizontal

| Frequency (MHz) | Reading (dBuV) | Detector | Factor (dB) | Result (dBuV/m) | Limit (dBuV/m) | Margin (dB) | Table Degree (Deg.) | Ant. High (cm) |
|-----------------|----------------|----------|-------------|-----------------|----------------|-------------|---------------------|----------------|
| 265.2102 | 27.36 | peak | 14.87 | 42.23 | 46.00 | -3.77 | 130 | 100 |
| 480.9820 | 20.13 | peak | 20.46 | 40.59 | 46.00 | -5.41 | 300 | 100 |

| Frequency (MHz) | Reading (dBuV) | | Factor (dB) Corr. | Result @3m (dBuV/m) | | Limit @3m (dBuV/m) | | Margin (dB) | Table Degree (Deg.) | Ant. High (cm) |
|-----------------|----------------|------|-------------------|---------------------|------|--------------------|-------|-------------|---------------------|----------------|
| | Peak | Ave. | | Peak | Ave. | Peak | Ave. | | | |
| 4924.0000 | 40.96 | --- | 0.93 | 41.89 | --- | 74.00 | 54.00 | -32.11 | 150 | 100 |
| 7386.0000 | 40.24 | --- | 3.92 | 44.16 | --- | 74.00 | 54.00 | -29.84 | 110 | 100 |
| 9848.0000 | 35.39 | --- | 8.67 | 44.06 | --- | 74.00 | 54.00 | -29.94 | 165 | 100 |
| 12310.0000 | 34.24 | --- | 14.38 | 48.62 | --- | 74.00 | 54.00 | -25.38 | 130 | 100 |



Worldwide Testing Services(Taiwan) Co., Ltd.

Registration number: W6M21402-13807-C-1
FCC ID: VYTLP8097

Polarization: Vertical

| Frequency (MHz) | Reading (dBuV) | Detector | Factor (dB) | Result (dBuV/m) | Limit (dBuV/m) | Margin (dB) | Table Degree (Deg.) | Ant. High (cm) |
|-----------------|----------------|----------|-------------|-----------------|----------------|-------------|---------------------|----------------|
| 37.7756 | 23.56 | peak | 13.62 | 37.18 | 40.00 | -2.82 | 120 | 100 |
| 119.4188 | 26.94 | peak | 13.15 | 40.09 | 43.50 | -3.41 | 100 | 100 |

| Frequency (MHz) | Reading (dBuV) | | Factor (dB) Corr. | Result @3m (dBuV/m) | | Limit @3m (dBuV/m) | | Margin (dB) | Table Degree (Deg.) | Ant. High (cm) |
|-----------------|----------------|------|-------------------|---------------------|------|--------------------|-------|-------------|---------------------|----------------|
| | Peak | Ave. | | Peak | Ave. | Peak | Ave. | | | |
| 4924.0000 | 41.00 | --- | 0.93 | 41.93 | --- | 74.00 | 54.00 | -32.07 | 145 | 100 |
| 7386.0000 | 40.13 | --- | 3.92 | 44.05 | --- | 74.00 | 54.00 | -29.95 | 70 | 100 |
| 9848.0000 | 35.61 | --- | 8.67 | 44.28 | --- | 74.00 | 54.00 | -29.72 | 170 | 100 |
| 12310.0000 | 33.17 | --- | 14.38 | 47.55 | --- | 74.00 | 54.00 | -26.45 | 125 | 100 |

Antenna A + Antenna B

Mode: 802.11n 20MHz 5745MHz

Polarization: Horizontal


| Frequency (MHz) | Reading (dBuV) | Detector | Factor (dB) | Result (dBuV/m) | Limit (dBuV/m) | Margin (dB) | Table Degree (Deg.) | Ant. High (cm) |
|-----------------|----------------|----------|-------------|-----------------|----------------|-------------|---------------------|----------------|
| 261.3226 | 26.04 | peak | 14.71 | 40.75 | 46.00 | -5.25 | 110 | 100 |
| 304.0881 | 20.38 | peak | 16.09 | 36.47 | 46.00 | -9.53 | 250 | 100 |
| 480.9820 | 22.95 | peak | 20.46 | 43.41 | 46.00 | -2.59 | 300 | 100 |
| 959.9985 | 13.52 | peak | 28.12 | 41.64 | 46.00 | -4.36 | 180 | 100 |

| Frequency (MHz) | Reading (dBuV) | | Factor (dB) Corr. | Result @3m (dBuV/m) | | Limit @3m (dBuV/m) | | Margin (dB) | Table Degree (Deg.) | Ant. High (cm) |
|-----------------|----------------|------|-------------------|---------------------|------|--------------------|-------|-------------|---------------------|----------------|
| | Peak | Ave. | | Peak | Ave. | Peak | Ave. | | | |
| 11490.0000 | 37.02 | --- | 12.09 | 49.11 | --- | 74.00 | 54.00 | -24.89 | 75 | 100 |
| 17235.0000 | 27.79 | --- | 20.39 | 48.18 | --- | 74.00 | 54.00 | -25.82 | 155 | 100 |

Polarization: Vertical

| Frequency (MHz) | Reading (dBuV) | Detector | Factor (dB) | Result (dBuV/m) | Limit (dBuV/m) | Margin (dB) | Table Degree (Deg.) | Ant. High (cm) |
|-----------------|----------------|----------|-------------|-----------------|----------------|-------------|---------------------|----------------|
| 35.8317 | 24.43 | peak | 13.44 | 37.87 | 40.00 | -2.13 | 85 | 100 |
| 117.4750 | 27.28 | peak | 13.00 | 40.28 | 43.50 | -3.22 | 150 | 100 |
| 480.9820 | 22.99 | peak | 20.46 | 43.45 | 46.00 | -2.55 | 320 | 100 |
| 959.9960 | 15.69 | peak | 28.12 | 43.81 | 46.00 | -2.19 | 190 | 100 |

| Frequency (MHz) | Reading (dBuV) | | Factor (dB) Corr. | Result @3m (dBuV/m) | | Limit @3m (dBuV/m) | | Margin (dB) | Table Degree (Deg.) | Ant. High (cm) |
|-----------------|----------------|------|-------------------|---------------------|------|--------------------|-------|-------------|---------------------|----------------|
| | Peak | Ave. | | Peak | Ave. | Peak | Ave. | | | |
| 11493.4870 | 37.98 | --- | 12.13 | 50.11 | --- | 74.00 | 54.00 | -23.89 | 160 | 100 |
| 17235.0000 | 27.76 | --- | 20.39 | 48.15 | --- | 74.00 | 54.00 | -25.85 | 85 | 100 |



Worldwide Testing Services(Taiwan) Co., Ltd.

Registration number: W6M21402-13807-C-1
 FCC ID: VYTLP8097

Mode: 802.11n 20MHz 5785MHz
 Polarization: Horizontal

| Frequency (MHz) | Reading (dBuV) | Detector | Factor (dB) | Result (dBuV/m) | Limit (dBuV/m) | Margin (dB) | Table Degree (Deg.) | Ant. High (cm) |
|-----------------|----------------|----------|-------------|-----------------|----------------|-------------|---------------------|----------------|
| 263.2665 | 27.54 | peak | 14.79 | 42.33 | 46.00 | -3.67 | 150 | 100 |
| 480.9820 | 21.80 | peak | 20.46 | 42.26 | 46.00 | -3.74 | 310 | 100 |
| 720.0802 | 11.27 | peak | 24.82 | 36.09 | 46.00 | -9.91 | 130 | 100 |
| 959.9858 | 13.57 | peak | 28.12 | 41.69 | 46.00 | -4.31 | 180 | 100 |

| Frequency (MHz) | Reading (dBuV) | | Factor (dB) Corr. | Result @3m (dBuV/m) | | Limit @3m (dBuV/m) | | Margin (dB) | Table Degree (Deg.) | Ant. High (cm) |
|-----------------|----------------|------|-------------------|---------------------|------|--------------------|-------|-------------|---------------------|----------------|
| | Peak | Ave. | | Peak | Ave. | Peak | Ave. | | | |
| 11569.6390 | 36.43 | --- | 12.47 | 48.90 | --- | 74.00 | 54.00 | -25.10 | 85 | 100 |
| 17355.0000 | 27.63 | --- | 20.33 | 47.96 | --- | 74.00 | 54.00 | -26.04 | 155 | 100 |

Polarization: Vertical


| Frequency (MHz) | Reading (dBuV) | Detector | Factor (dB) | Result (dBuV/m) | Limit (dBuV/m) | Margin (dB) | Table Degree (Deg.) | Ant. High (cm) |
|-----------------|----------------|----------|-------------|-----------------|----------------|-------------|---------------------|----------------|
| 35.8317 | 24.77 | peak | 13.44 | 38.21 | 40.00 | -1.79 | 155 | 100 |
| 111.6433 | 27.71 | peak | 12.56 | 40.27 | 43.50 | -3.23 | 140 | 100 |
| 480.9820 | 22.42 | peak | 20.46 | 42.88 | 46.00 | -3.12 | 300 | 100 |
| 959.9960 | 15.71 | peak | 28.12 | 43.83 | 46.00 | -2.17 | 180 | 100 |

| Frequency (MHz) | Reading (dBuV) | | Factor (dB) Corr. | Result @3m (dBuV/m) | | Limit @3m (dBuV/m) | | Margin (dB) | Table Degree (Deg.) | Ant. High (cm) |
|-----------------|----------------|------|-------------------|---------------------|------|--------------------|-------|-------------|---------------------|----------------|
| | Peak | Ave. | | Peak | Ave. | Peak | Ave. | | | |
| 11569.6390 | 38.45 | --- | 12.47 | 50.92 | --- | 74.00 | 54.00 | -23.08 | 120 | 100 |
| 17355.0000 | 28.03 | --- | 20.33 | 48.36 | --- | 74.00 | 54.00 | -25.64 | 135 | 100 |

Mode: 802.11n 20MHz 5825MHz
 Polarization: Horizontal

| Frequency (MHz) | Reading (dBuV) | Detector | Factor (dB) | Result (dBuV/m) | Limit (dBuV/m) | Margin (dB) | Table Degree (Deg.) | Ant. High (cm) |
|-----------------|----------------|----------|-------------|-----------------|----------------|-------------|---------------------|----------------|
| 237.9960 | 22.73 | peak | 14.11 | 36.84 | 46.00 | -9.16 | 150 | 100 |
| 265.2104 | 27.17 | peak | 14.87 | 42.04 | 46.00 | -3.96 | 110 | 100 |
| 480.9820 | 20.40 | peak | 20.46 | 40.86 | 46.00 | -5.14 | 300 | 100 |
| 959.9665 | 13.67 | peak | 28.12 | 41.79 | 46.00 | -4.21 | 180 | 100 |

| Frequency (MHz) | Reading (dBuV) | | Factor (dB) Corr. | Result @3m (dBuV/m) | | Limit @3m (dBuV/m) | | Margin (dB) | Table Degree (Deg.) | Ant. High (cm) |
|-----------------|----------------|------|-------------------|---------------------|------|--------------------|-------|-------------|---------------------|----------------|
| | Peak | Ave. | | Peak | Ave. | Peak | Ave. | | | |
| 11650.0000 | 34.83 | --- | 12.36 | 47.19 | --- | 74.00 | 54.00 | -26.81 | 125 | 100 |
| 17475.0000 | 27.44 | --- | 20.23 | 47.67 | --- | 74.00 | 54.00 | -26.33 | 65 | 100 |



Worldwide Testing Services(Taiwan) Co., Ltd.

Registration number: W6M21402-13807-C-1
 FCC ID: VYTLP8097

Polarization: Vertical

| Frequency (MHz) | Reading (dBuV) | Detector | Factor (dB) | Result (dBuV/m) | Limit (dBuV/m) | Margin (dB) | Table Degree (Deg.) | Ant. High (cm) |
|-----------------|----------------|----------|-------------|-----------------|----------------|-------------|---------------------|----------------|
| 35.8316 | 25.14 | QP | 13.44 | 38.58 | 40.00 | -1.42 | 230 | 100 |
| 111.6433 | 27.01 | peak | 12.56 | 39.57 | 43.50 | -3.93 | 160 | 100 |
| 480.9820 | 20.48 | peak | 20.46 | 40.94 | 46.00 | -5.06 | 300 | 100 |
| 959.9885 | 14.57 | peak | 28.12 | 42.69 | 46.00 | -3.31 | 180 | 100 |

| Frequency (MHz) | Reading (dBuV) | | Factor (dB) Corr. | Result @3m (dBuV/m) | | Limit @3m (dBuV/m) | | Margin (dB) | Table Degree (Deg.) | Ant. High (cm) |
|-----------------|----------------|------|-------------------|---------------------|------|--------------------|-------|-------------|---------------------|----------------|
| | Peak | Ave. | | Peak | Ave. | Peak | Ave. | | | |
| 11650.0000 | 34.62 | --- | 12.36 | 46.98 | --- | 74.00 | 54.00 | -27.02 | 135 | 100 |
| 17475.0000 | 27.00 | --- | 20.23 | 47.23 | --- | 74.00 | 54.00 | -26.77 | 50 | 100 |

Mode: 802.11n 40MHz 5755MHz

Polarization: Horizontal


| Frequency (MHz) | Reading (dBuV) | Detector | Factor (dB) | Result (dBuV/m) | Limit (dBuV/m) | Margin (dB) | Table Degree (Deg.) | Ant. High (cm) |
|-----------------|----------------|----------|-------------|-----------------|----------------|-------------|---------------------|----------------|
| 239.9400 | 25.33 | peak | 14.16 | 39.49 | 46.00 | -6.51 | 170 | 100 |
| 265.2104 | 26.33 | peak | 14.87 | 41.20 | 46.00 | -4.80 | 200 | 100 |
| 480.9820 | 23.54 | peak | 20.46 | 44.00 | 46.00 | -2.00 | 300 | 100 |
| 959.9881 | 11.56 | peak | 28.12 | 39.68 | 46.00 | -6.32 | 180 | 100 |

| Frequency (MHz) | Reading (dBuV) | | Factor (dB) Corr. | Result @3m (dBuV/m) | | Limit @3m (dBuV/m) | | Margin (dB) | Table Degree (Deg.) | Ant. High (cm) |
|-----------------|----------------|------|-------------------|---------------------|------|--------------------|-------|-------------|---------------------|----------------|
| | Peak | Ave. | | Peak | Ave. | Peak | Ave. | | | |
| 11510.0000 | 35.02 | --- | 12.24 | 47.26 | --- | 74.00 | 54.00 | -26.74 | 135 | 100 |
| 17265.0000 | 28.50 | --- | 20.77 | 49.27 | --- | 74.00 | 54.00 | -24.73 | 115 | 100 |

Polarization: Vertical

| Frequency (MHz) | Reading (dBuV) | Detector | Factor (dB) | Result (dBuV/m) | Limit (dBuV/m) | Margin (dB) | Table Degree (Deg.) | Ant. High (cm) |
|-----------------|----------------|----------|-------------|-----------------|----------------|-------------|---------------------|----------------|
| 33.8878 | 24.81 | peak | 13.32 | 38.13 | 40.00 | -1.87 | 200 | 100 |
| 113.5872 | 28.83 | peak | 12.71 | 41.54 | 43.50 | -1.96 | 170 | 100 |
| 480.9820 | 22.55 | peak | 20.46 | 43.01 | 46.00 | -2.99 | 320 | 100 |
| 960.0000 | 14.76 | peak | 28.12 | 42.88 | 46.00 | -3.12 | 155 | 100 |

| Frequency (MHz) | Reading (dBuV) | | Factor (dB) Corr. | Result @3m (dBuV/m) | | Limit @3m (dBuV/m) | | Margin (dB) | Table Degree (Deg.) | Ant. High (cm) |
|-----------------|----------------|------|-------------------|---------------------|------|--------------------|-------|-------------|---------------------|----------------|
| | Peak | Ave. | | Peak | Ave. | Peak | Ave. | | | |
| 11510.0000 | 36.07 | --- | 12.24 | 48.31 | --- | 74.00 | 54.00 | -25.69 | 125 | 100 |
| 17265.0000 | 28.28 | --- | 20.77 | 49.05 | --- | 74.00 | 54.00 | -24.95 | 85 | 100 |



Worldwide Testing Services(Taiwan) Co., Ltd.

Registration number: W6M21402-13807-C-1
 FCC ID: VYTLP8097

Mode: 802.11n 40MHz 5795MHz
 Polarization: Horizontal

| Frequency (MHz) | Reading (dBuV) | Detector | Factor (dB) | Result (dBuV/m) | Limit (dBuV/m) | Margin (dB) | Table Degree (Deg.) | Ant. High (cm) |
|-----------------|----------------|----------|-------------|-----------------|----------------|-------------|---------------------|----------------|
| 239.9400 | 26.77 | peak | 14.16 | 40.93 | 46.00 | -5.07 | 200 | 100 |
| 261.3226 | 26.62 | peak | 14.71 | 41.33 | 46.00 | -4.67 | 240 | 100 |
| 480.9820 | 20.37 | peak | 20.46 | 40.83 | 46.00 | -5.17 | 310 | 100 |
| 959.9988 | 10.62 | peak | 28.12 | 38.74 | 46.00 | -7.26 | 170 | 100 |

| Frequency (MHz) | Reading (dBuV) | | Factor (dB) Corr. | Result @3m (dBuV/m) | | Limit @3m (dBuV/m) | | Margin (dB) | Table Degree (Deg.) | Ant. High (cm) |
|-----------------|----------------|------|-------------------|---------------------|------|--------------------|-------|-------------|---------------------|----------------|
| | Peak | Ave. | | Peak | Ave. | Peak | Ave. | | | |
| 11590.0000 | 35.18 | --- | 12.55 | 47.73 | --- | 74.00 | 54.00 | -26.27 | 135 | 100 |
| 17385.0000 | 28.77 | --- | 19.85 | 48.62 | --- | 74.00 | 54.00 | -25.38 | 80 | 100 |

Polarization: Vertical


| Frequency (MHz) | Reading (dBuV) | Detector | Factor (dB) | Result (dBuV/m) | Limit (dBuV/m) | Margin (dB) | Table Degree (Deg.) | Ant. High (cm) |
|-----------------|----------------|----------|-------------|-----------------|----------------|-------------|---------------------|----------------|
| 35.8317 | 24.42 | peak | 13.44 | 37.86 | 40.00 | -2.14 | 130 | 100 |
| 115.5311 | 28.27 | peak | 12.85 | 41.12 | 43.50 | -2.38 | 220 | 100 |
| 480.9820 | 23.43 | peak | 20.46 | 43.89 | 46.00 | -2.11 | 320 | 100 |
| 959.9881 | 15.66 | peak | 28.12 | 43.78 | 46.00 | -2.22 | 180 | 100 |

| Frequency (MHz) | Reading (dBuV) | | Factor (dB) Corr. | Result @3m (dBuV/m) | | Limit @3m (dBuV/m) | | Margin (dB) | Table Degree (Deg.) | Ant. High (cm) |
|-----------------|----------------|------|-------------------|---------------------|------|--------------------|-------|-------------|---------------------|----------------|
| | Peak | Ave. | | Peak | Ave. | Peak | Ave. | | | |
| 11588.6770 | 37.41 | --- | 12.55 | 49.96 | --- | 74.00 | 54.00 | -24.04 | 125 | 100 |
| 17385.0000 | 28.15 | --- | 19.85 | 48.00 | --- | 74.00 | 54.00 | -26.00 | 85 | 100 |

Mode: 802.11ac 5775MHz
 Polarization: Horizontal

| Frequency (MHz) | Reading (dBuV) | Detector | Factor (dB) | Result (dBuV/m) | Limit (dBuV/m) | Margin (dB) | Table Degree (Deg.) | Ant. High (cm) |
|-----------------|----------------|----------|-------------|-----------------|----------------|-------------|---------------------|----------------|
| 239.9398 | 24.07 | peak | 14.16 | 38.23 | 46.00 | -7.77 | 200 | 100 |
| 265.2102 | 27.19 | peak | 14.87 | 42.06 | 46.00 | -3.94 | 130 | 100 |
| 480.9820 | 21.64 | peak | 20.46 | 42.10 | 46.00 | -3.90 | 300 | 100 |
| 959.9623 | 14.74 | peak | 28.12 | 42.86 | 46.00 | -3.14 | 175 | 100 |

| Frequency (MHz) | Reading (dBuV) | | Factor (dB) Corr. | Result @3m (dBuV/m) | | Limit @3m (dBuV/m) | | Margin (dB) | Table Degree (Deg.) | Ant. High (cm) |
|-----------------|----------------|------|-------------------|---------------------|------|--------------------|-------|-------------|---------------------|----------------|
| | Peak | Ave. | | Peak | Ave. | Peak | Ave. | | | |
| 11550.0000 | 34.88 | --- | 12.39 | 47.27 | --- | 74.00 | 54.00 | -26.73 | 210 | 100 |
| 17325.0000 | 28.28 | --- | 20.82 | 49.10 | --- | 74.00 | 54.00 | -24.90 | 150 | 100 |



Worldwide Testing Services(Taiwan) Co., Ltd.

Registration number: W6M21402-13807-C-1
 FCC ID: VYTLP8097

Polarization: Vertical

| Frequency (MHz) | Reading (dBuV) | Detector | Factor (dB) | Result (dBuV/m) | Limit (dBuV/m) | Margin (dB) | Table Degree (Deg.) | Ant. High (cm) |
|-----------------|----------------|----------|-------------|-----------------|----------------|-------------|---------------------|----------------|
| 35.8316 | 24.99 | peak | 13.44 | 38.43 | 40.00 | -1.57 | 130 | 100 |
| 115.5311 | 28.11 | peak | 12.85 | 40.96 | 43.50 | -2.54 | 170 | 100 |
| 480.9820 | 24.03 | peak | 20.46 | 44.49 | 46.00 | -1.51 | 320 | 100 |
| 959.9665 | 15.47 | peak | 28.12 | 43.59 | 46.00 | -2.41 | 180 | 100 |

| Frequency (MHz) | Reading (dBuV) | | Factor (dB) Corr. | Result @3m (dBuV/m) | | Limit @3m (dBuV/m) | | Margin (dB) | Table Degree (Deg.) | Ant. High (cm) |
|-----------------|----------------|------|-------------------|---------------------|------|--------------------|-------|-------------|---------------------|----------------|
| | Peak | Ave. | | Peak | Ave. | Peak | Ave. | | | |
| 11550.0000 | 35.83 | --- | 12.39 | 48.22 | --- | 74.00 | 54.00 | -25.78 | 200 | 100 |
| 17325.0000 | 28.31 | --- | 20.82 | 49.13 | --- | 74.00 | 54.00 | -24.87 | 140 | 100 |

Mode: 802.11n 20 MHz 2412MHz
 Polarization: Horizontal


| Frequency (MHz) | Reading (dBuV) | Detector | Factor (dB) | Result (dBuV/m) | Limit (dBuV/m) | Margin (dB) | Table Degree (Deg.) | Ant. High (cm) |
|-----------------|----------------|----------|-------------|-----------------|----------------|-------------|---------------------|----------------|
| 261.3226 | 26.61 | peak | 14.71 | 41.32 | 46.00 | -4.68 | 125 | 100 |
| 480.0867 | 21.10 | QP | 20.44 | 41.54 | 46.00 | -4.46 | 300 | 100 |

| Frequency (MHz) | Reading (dBuV) | | Factor (dB) Corr. | Result @3m (dBuV/m) | | Limit @3m (dBuV/m) | | Margin (dB) | Table Degree (Deg.) | Ant. High (cm) |
|-----------------|----------------|------|-------------------|---------------------|------|--------------------|-------|-------------|---------------------|----------------|
| | Peak | Ave. | | Peak | Ave. | Peak | Ave. | | | |
| 4824.0000 | 41.51 | --- | 0.56 | 42.07 | --- | 74.00 | 54.00 | -31.93 | 140 | 100 |
| 7236.0000 | 40.78 | --- | 3.93 | 44.71 | --- | 74.00 | 54.00 | -29.29 | 125 | 100 |
| 9648.0000 | 34.88 | --- | 7.98 | 42.86 | --- | 74.00 | 54.00 | -31.14 | 125 | 100 |
| 12060.0000 | 33.36 | --- | 13.03 | 46.39 | --- | 74.00 | 54.00 | -27.61 | 130 | 100 |

Polarization: Vertical

| Frequency (MHz) | Reading (dBuV) | Detector | Factor (dB) | Result (dBuV/m) | Limit (dBuV/m) | Margin (dB) | Table Degree (Deg.) | Ant. High (cm) |
|-----------------|----------------|----------|-------------|-----------------|----------------|-------------|---------------------|----------------|
| 31.9440 | 24.59 | peak | 13.26 | 37.85 | 40.00 | -2.15 | 130 | 100 |
| 959.9760 | 10.96 | QP | 28.12 | 39.08 | 46.00 | -6.92 | 180 | 100 |

| Frequency (MHz) | Reading (dBuV) | | Factor (dB) Corr. | Result @3m (dBuV/m) | | Limit @3m (dBuV/m) | | Margin (dB) | Table Degree (Deg.) | Ant. High (cm) |
|-----------------|----------------|------|-------------------|---------------------|------|--------------------|-------|-------------|---------------------|----------------|
| | Peak | Ave. | | Peak | Ave. | Peak | Ave. | | | |
| 4824.0000 | 41.80 | --- | 0.56 | 42.36 | --- | 74.00 | 54.00 | -31.64 | 135 | 100 |
| 7236.0000 | 40.21 | --- | 3.93 | 44.14 | --- | 74.00 | 54.00 | -29.86 | 110 | 100 |
| 9648.0000 | 34.87 | --- | 7.98 | 42.85 | --- | 74.00 | 54.00 | -31.15 | 150 | 100 |
| 12060.0000 | 34.30 | --- | 13.03 | 47.33 | --- | 74.00 | 54.00 | -26.67 | 135 | 100 |



Worldwide Testing Services(Taiwan) Co., Ltd.

Registration number: W6M21402-13807-C-1
 FCC ID: VYTLP8097

Mode: 802.11n 20MHz 2437MHz
 Polarization: Horizontal

| Frequency (MHz) | Reading (dBuV) | Detector | Factor (dB) | Result (dBuV/m) | Limit (dBuV/m) | Margin (dB) | Table Degree (Deg.) | Ant. High (cm) |
|-----------------|----------------|----------|-------------|-----------------|----------------|-------------|---------------------|----------------|
| 265.2102 | 26.86 | peak | 14.87 | 41.73 | 46.00 | -4.27 | 135 | 100 |
| 480.9820 | 19.35 | peak | 20.46 | 39.81 | 46.00 | -6.19 | 300 | 100 |

| Frequency (MHz) | Reading (dBuV) | | Factor (dB) Corr. | Result @3m (dBuV/m) | | Limit @3m (dBuV/m) | | Margin (dB) | Table Degree (Deg.) | Ant. High (cm) |
|-----------------|----------------|------|-------------------|---------------------|------|--------------------|-------|-------------|---------------------|----------------|
| | Peak | Ave. | | Peak | Ave. | Peak | Ave. | | | |
| 4874.0000 | 41.93 | --- | 0.70 | 42.63 | --- | 74.00 | 54.00 | -31.37 | 170 | 100 |
| 7311.0000 | 40.45 | --- | 3.74 | 44.19 | --- | 74.00 | 54.00 | -29.81 | 135 | 100 |
| 9748.0000 | 34.20 | --- | 8.30 | 42.50 | --- | 74.00 | 54.00 | -31.50 | 130 | 100 |
| 12185.0000 | 32.67 | --- | 13.62 | 46.29 | --- | 74.00 | 54.00 | -27.71 | 115 | 100 |

Polarization: Vertical


| Frequency (MHz) | Reading (dBuV) | Detector | Factor (dB) | Result (dBuV/m) | Limit (dBuV/m) | Margin (dB) | Table Degree (Deg.) | Ant. High (cm) |
|-----------------|----------------|----------|-------------|-----------------|----------------|-------------|---------------------|----------------|
| 31.9440 | 24.20 | peak | 13.26 | 37.46 | 40.00 | -2.54 | 125 | 100 |
| 117.4750 | 27.16 | peak | 13.00 | 40.16 | 43.50 | -3.34 | 130 | 100 |

| Frequency (MHz) | Reading (dBuV) | | Factor (dB) Corr. | Result @3m (dBuV/m) | | Limit @3m (dBuV/m) | | Margin (dB) | Table Degree (Deg.) | Ant. High (cm) |
|-----------------|----------------|------|-------------------|---------------------|------|--------------------|-------|-------------|---------------------|----------------|
| | Peak | Ave. | | Peak | Ave. | Peak | Ave. | | | |
| 4874.0000 | 42.23 | --- | 0.70 | 42.93 | --- | 74.00 | 54.00 | -31.07 | 145 | 100 |
| 7311.0000 | 40.17 | --- | 3.74 | 43.91 | --- | 74.00 | 54.00 | -30.09 | 75 | 100 |
| 9748.0000 | 34.29 | --- | 8.30 | 42.59 | --- | 74.00 | 54.00 | -31.41 | 125 | 100 |
| 12185.0000 | 32.74 | --- | 13.62 | 46.36 | --- | 74.00 | 54.00 | -27.64 | 100 | 100 |

Mode: 802.11n 20MHz 2462MHz
 Polarization: Horizontal

| Frequency (MHz) | Reading (dBuV) | Detector | Factor (dB) | Result (dBuV/m) | Limit (dBuV/m) | Margin (dB) | Table Degree (Deg.) | Ant. High (cm) |
|-----------------|----------------|----------|-------------|-----------------|----------------|-------------|---------------------|----------------|
| 263.2664 | 28.37 | peak | 14.79 | 43.16 | 46.00 | -2.84 | 100 | 100 |
| 480.9820 | 21.67 | peak | 20.46 | 42.13 | 46.00 | -3.87 | 300 | 100 |

| Frequency (MHz) | Reading (dBuV) | | Factor (dB) Corr. | Result @3m (dBuV/m) | | Limit @3m (dBuV/m) | | Margin (dB) | Table Degree (Deg.) | Ant. High (cm) |
|-----------------|----------------|------|-------------------|---------------------|------|--------------------|-------|-------------|---------------------|----------------|
| | Peak | Ave. | | Peak | Ave. | Peak | Ave. | | | |
| 4924.0000 | 41.95 | --- | 0.93 | 42.88 | --- | 74.00 | 54.00 | -31.12 | 125 | 100 |
| 7386.0000 | 39.88 | --- | 3.92 | 43.80 | --- | 74.00 | 54.00 | -30.20 | 130 | 100 |
| 9848.0000 | 34.98 | --- | 8.67 | 43.65 | --- | 74.00 | 54.00 | -30.35 | 160 | 100 |
| 12310.0000 | 34.11 | --- | 14.38 | 48.49 | --- | 74.00 | 54.00 | -25.51 | 135 | 100 |



Worldwide Testing Services(Taiwan) Co., Ltd.

Registration number: W6M21402-13807-C-1
 FCC ID: VYTLP8097

Polarization: Vertical

| Frequency (MHz) | Reading (dBuV) | Detector | Factor (dB) | Result (dBuV/m) | Limit (dBuV/m) | Margin (dB) | Table Degree (Deg.) | Ant. High (cm) |
|-----------------|----------------|----------|-------------|-----------------|----------------|-------------|---------------------|----------------|
| 31.9440 | 23.62 | peak | 13.26 | 36.88 | 40.00 | -3.12 | 110 | 100 |
| 959.9920 | 11.13 | QP | 28.12 | 39.25 | 46.00 | -6.75 | 180 | 100 |

| Frequency (MHz) | Reading (dBuV) | | Factor (dB) Corr. | Result @3m (dBuV/m) | | Limit @3m (dBuV/m) | | Margin (dB) | Table Degree (Deg.) | Ant. High (cm) |
|-----------------|----------------|------|-------------------|---------------------|------|--------------------|-------|-------------|---------------------|----------------|
| | Peak | Ave. | | Peak | Ave. | Peak | Ave. | | | |
| 4924.0000 | 41.47 | --- | 0.93 | 42.40 | --- | 74.00 | 54.00 | -31.60 | 150 | 100 |
| 7386.0000 | 39.91 | --- | 3.92 | 43.83 | --- | 74.00 | 54.00 | -30.17 | 120 | 100 |
| 9848.0000 | 34.23 | --- | 8.67 | 42.90 | --- | 74.00 | 54.00 | -31.10 | 135 | 100 |
| 12310.0000 | 34.28 | --- | 14.38 | 48.66 | --- | 74.00 | 54.00 | -25.34 | 110 | 100 |

Mode: 802.11n 40MHz 2422MHz
 Polarization: Horizontal


| Frequency (MHz) | Reading (dBuV) | Detector | Factor (dB) | Result (dBuV/m) | Limit (dBuV/m) | Margin (dB) | Table Degree (Deg.) | Ant. High (cm) |
|-----------------|----------------|----------|-------------|-----------------|----------------|-------------|---------------------|----------------|
| 257.4350 | 27.02 | peak | 14.59 | 41.61 | 46.00 | -4.39 | 120 | 100 |
| 480.9820 | 15.85 | peak | 20.46 | 36.31 | 46.00 | -9.69 | 300 | 100 |

| Frequency (MHz) | Reading (dBuV) | | Factor (dB) Corr. | Result @3m (dBuV/m) | | Limit @3m (dBuV/m) | | Margin (dB) | Table Degree (Deg.) | Ant. High (cm) |
|-----------------|----------------|------|-------------------|---------------------|------|--------------------|-------|-------------|---------------------|----------------|
| | Peak | Ave. | | Peak | Ave. | Peak | Ave. | | | |
| 4844.0000 | 41.25 | --- | 0.62 | 41.87 | --- | 74.00 | 54.00 | -32.13 | 170 | 100 |
| 7266.0000 | 40.83 | --- | 3.83 | 44.66 | --- | 74.00 | 54.00 | -29.34 | 125 | 100 |
| 9688.0000 | 35.36 | --- | 7.93 | 43.29 | --- | 74.00 | 54.00 | -30.71 | 140 | 100 |
| 12110.0000 | 33.60 | --- | 13.44 | 47.04 | --- | 74.00 | 54.00 | -26.96 | 110 | 100 |

Polarization: Vertical

| Frequency (MHz) | Reading (dBuV) | Detector | Factor (dB) | Result (dBuV/m) | Limit (dBuV/m) | Margin (dB) | Table Degree (Deg.) | Ant. High (cm) |
|-----------------|----------------|----------|-------------|-----------------|----------------|-------------|---------------------|----------------|
| 30.0000 | 24.55 | peak | 13.20 | 37.75 | 40.00 | -2.25 | 110 | 100 |
| 117.4750 | 27.05 | peak | 13.00 | 40.05 | 43.50 | -3.45 | 135 | 100 |

| Frequency (MHz) | Reading (dBuV) | | Factor (dB) Corr. | Result @3m (dBuV/m) | | Limit @3m (dBuV/m) | | Margin (dB) | Table Degree (Deg.) | Ant. High (cm) |
|-----------------|----------------|------|-------------------|---------------------|------|--------------------|-------|-------------|---------------------|----------------|
| | Peak | Ave. | | Peak | Ave. | Peak | Ave. | | | |
| 4844.0000 | 41.06 | --- | 0.62 | 41.68 | --- | 74.00 | 54.00 | -32.32 | 140 | 100 |
| 7266.0000 | 40.79 | --- | 3.83 | 44.62 | --- | 74.00 | 54.00 | -29.38 | 125 | 100 |
| 9688.0000 | 34.59 | --- | 7.93 | 42.52 | --- | 74.00 | 54.00 | -31.48 | 130 | 100 |
| 12110.0000 | 33.79 | --- | 13.44 | 47.23 | --- | 74.00 | 54.00 | -26.77 | 165 | 100 |



Worldwide Testing Services(Taiwan) Co., Ltd.

Registration number: W6M21402-13807-C-1
 FCC ID: VYTLP8097

Mode: 802.11n 40MHz 2437MHz
 Polarization: Horizontal

| Frequency (MHz) | Reading (dBuV) | Detector | Factor (dB) | Result (dBuV/m) | Limit (dBuV/m) | Margin (dB) | Table Degree (Deg.) | Ant. High (cm) |
|-----------------|----------------|----------|-------------|-----------------|----------------|-------------|---------------------|----------------|
| 267.1542 | 25.09 | peak | 14.96 | 40.05 | 46.00 | -5.95 | 125 | 100 |
| 480.9820 | 20.24 | peak | 20.46 | 40.70 | 46.00 | -5.30 | 300 | 100 |

| Frequency (MHz) | Reading (dBuV) | | Factor (dB) Corr. | Result @3m (dBuV/m) | | Limit @3m (dBuV/m) | | Margin (dB) | Table Degree (Deg.) | Ant. High (cm) |
|-----------------|----------------|------|-------------------|---------------------|------|--------------------|-------|-------------|---------------------|----------------|
| | Peak | Ave. | | Peak | Ave. | Peak | Ave. | | | |
| 4874.0000 | 41.46 | --- | 0.70 | 42.16 | --- | 74.00 | 54.00 | -31.84 | 120 | 100 |
| 7311.0000 | 40.27 | --- | 3.74 | 44.01 | --- | 74.00 | 54.00 | -29.99 | 140 | 100 |
| 9748.0000 | 35.60 | --- | 8.30 | 43.90 | --- | 74.00 | 54.00 | -30.10 | 135 | 100 |
| 12185.0000 | 32.45 | --- | 13.62 | 46.07 | --- | 74.00 | 54.00 | -27.93 | 120 | 100 |

Polarization: Vertical

| Frequency (MHz) | Reading (dBuV) | Detector | Factor (dB) | Result (dBuV/m) | Limit (dBuV/m) | Margin (dB) | Table Degree (Deg.) | Ant. High (cm) |
|-----------------|----------------|----------|-------------|-----------------|----------------|-------------|---------------------|----------------|
| 37.7756 | 23.30 | peak | 13.62 | 36.92 | 40.00 | -3.08 | 120 | 100 |
| 113.5872 | 27.40 | peak | 12.71 | 40.11 | 43.50 | -3.39 | 130 | 100 |

| Frequency (MHz) | Reading (dBuV) | | Factor (dB) Corr. | Result @3m (dBuV/m) | | Limit @3m (dBuV/m) | | Margin (dB) | Table Degree (Deg.) | Ant. High (cm) |
|-----------------|----------------|------|-------------------|---------------------|------|--------------------|-------|-------------|---------------------|----------------|
| | Peak | Ave. | | Peak | Ave. | Peak | Ave. | | | |
| 4874.0000 | 41.79 | --- | 0.70 | 42.49 | --- | 74.00 | 54.00 | -31.51 | 130 | 100 |
| 7311.0000 | 40.31 | --- | 3.74 | 44.05 | --- | 74.00 | 54.00 | -29.95 | 70 | 100 |
| 9748.0000 | 34.97 | --- | 8.30 | 43.27 | --- | 74.00 | 54.00 | -30.73 | 135 | 100 |
| 12185.0000 | 32.28 | --- | 13.62 | 45.90 | --- | 74.00 | 54.00 | -28.10 | 150 | 100 |

Mode: 802.11n 40MHz 2452MHz
 Polarization: Horizontal

| Frequency (MHz) | Reading (dBuV) | Detector | Factor (dB) | Result (dBuV/m) | Limit (dBuV/m) | Margin (dB) | Table Degree (Deg.) | Ant. High (cm) |
|-----------------|----------------|----------|-------------|-----------------|----------------|-------------|---------------------|----------------|
| 261.3226 | 25.52 | peak | 14.71 | 40.23 | 46.00 | -5.77 | 135 | 100 |
| 480.9820 | 18.67 | peak | 20.46 | 39.13 | 46.00 | -6.87 | 300 | 100 |

| Frequency (MHz) | Reading (dBuV) | | Factor (dB) Corr. | Result @3m (dBuV/m) | | Limit @3m (dBuV/m) | | Margin (dB) | Table Degree (Deg.) | Ant. High (cm) |
|-----------------|----------------|------|-------------------|---------------------|------|--------------------|-------|-------------|---------------------|----------------|
| | Peak | Ave. | | Peak | Ave. | Peak | Ave. | | | |
| 4904.0000 | 41.17 | --- | 0.81 | 41.98 | --- | 74.00 | 54.00 | -32.02 | 155 | 100 |
| 7356.0000 | 41.04 | --- | 3.84 | 44.88 | --- | 74.00 | 54.00 | -29.12 | 140 | 100 |
| 9808.0000 | 35.71 | --- | 8.70 | 44.41 | --- | 74.00 | 54.00 | -29.59 | 125 | 100 |
| 12260.0000 | 33.05 | --- | 14.09 | 47.14 | --- | 74.00 | 54.00 | -26.86 | 140 | 100 |



Worldwide Testing Services(Taiwan) Co., Ltd.

Registration number: W6M21402-13807-C-1

FCC ID: VYTLP8097

Polarization: Vertical

| Frequency (MHz) | Reading (dBuV) | Detector | Factor (dB) | Result (dBuV/m) | Limit (dBuV/m) | Margin (dB) | Table Degree (Deg.) | Ant. High (cm) |
|-----------------|----------------|----------|-------------|-----------------|----------------|-------------|---------------------|----------------|
| 35.8316 | 23.75 | peak | 13.44 | 37.19 | 40.00 | -2.81 | 130 | 100 |
| 113.5872 | 27.84 | peak | 12.71 | 40.55 | 43.50 | -2.95 | 145 | 100 |

| Frequency (MHz) | Reading (dBuV) | | Factor (dB) Corr. | Result @3m (dBuV/m) | | Limit @3m (dBuV/m) | | Margin (dB) | Table Degree (Deg.) | Ant. High (cm) |
|-----------------|----------------|------|-------------------|---------------------|------|--------------------|-------|-------------|---------------------|----------------|
| | Peak | Ave. | | Peak | Ave. | Peak | Ave. | | | |
| 4904.0000 | 41.67 | --- | 0.81 | 42.48 | --- | 74.00 | 54.00 | -31.52 | 165 | 100 |
| 7356.0000 | 41.05 | --- | 3.84 | 44.89 | --- | 74.00 | 54.00 | -29.11 | 120 | 100 |
| 9808.0000 | 35.41 | --- | 8.70 | 44.11 | --- | 74.00 | 54.00 | -29.89 | 130 | 100 |
| 12260.0000 | 33.93 | --- | 14.09 | 48.02 | --- | 74.00 | 54.00 | -25.98 | 140 | 100 |

Note

1. **Correction Factor = Antenna factor + Cable loss - Preamplifier**
2. **The formula of measured value as: Test Result = Reading + Correction Factor**
3. **Detector function in the form : PK = Peak, QP = Quasi Peak, AV = Average**
4. **All not in the table noted test results are more than 20 dB below the relevant limits.**
5. **Measurement uncertainty for 3m measurement: 30-1000 MHz = ± 3.68 dB, 1-18 GHz = ± 5.37 dB, 18-40 GHz = ± 3.43 dB; Reported uncertainties represent expanded uncertainties expressed at approximately the 95% confidence level using a coverage factor of k = 2.**
6. **See attached diagrams in appendix.**

TEST RESULT (Transmitter): The unit DOES meet the FCC requirements.

Test equipment used: ETSTW-RE 004, ETSTW-RE 030, ETSTW-RE 111,
ETSTW-RE 088, ETSTW-RE 018



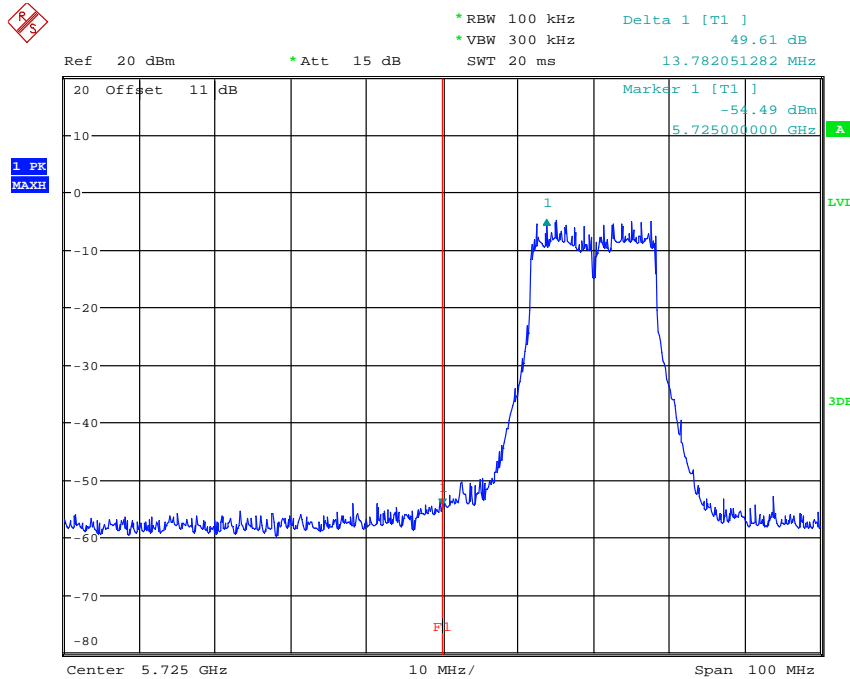
Registration number: W6M21402-13807-C-1
FCC ID: VYTLP8097

3.6 Radiated Emission on the band edge


According to FCC rules part 15 subpart C §15.247(d) in any 100 kHz bandwidth outside the frequency band in which the intentional radiator is operating, the radio frequency power that is produced by the intentional radiator shall be at least 20dB below that in the 100 kHz bandwidth within the band that contains the highest level of the desired power, based on either an RF conducted or a radiated measurement. Attenuation below the general limits specified in § 15.209(a) is not required.

In addition radiated emission which fall in the restricted bands, as defined in section 15.205(a), must also with the radiated emission limits.

Antenna A
Mode A

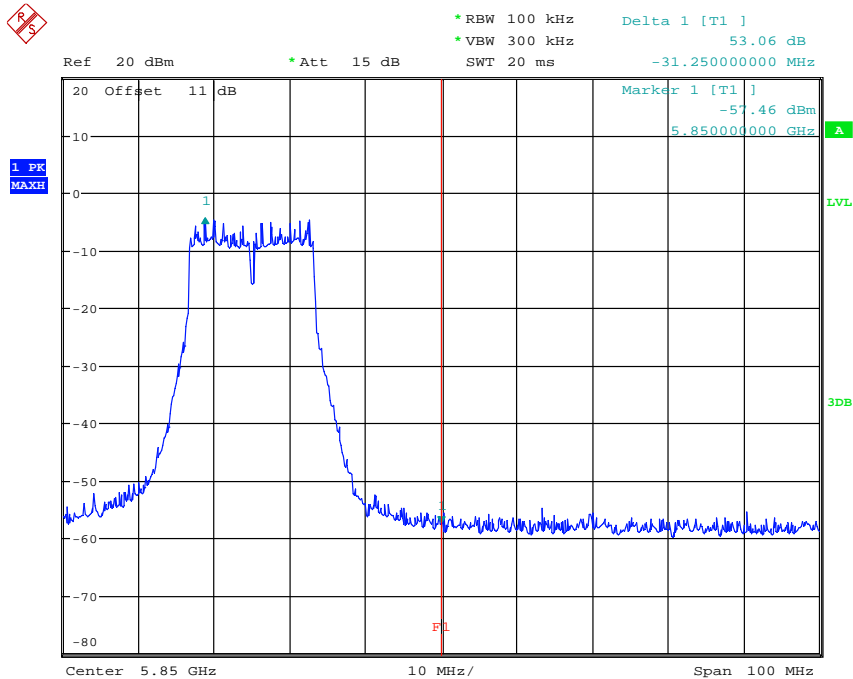


BANDEGE 802.11A CH149
Date: 20.MAR.2014 20:21:49



Registration number: W6M21402-13807-C-1

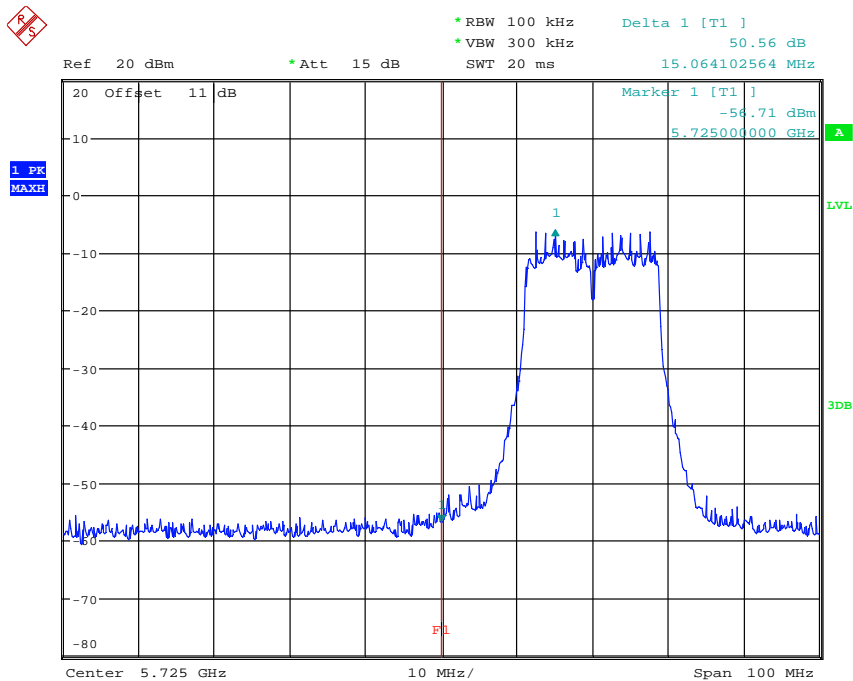
FCC ID: VYTLP8097



BANDEDGE 802.11A CH165


Date: 20.MAR.2014 20:24:07

Mode B



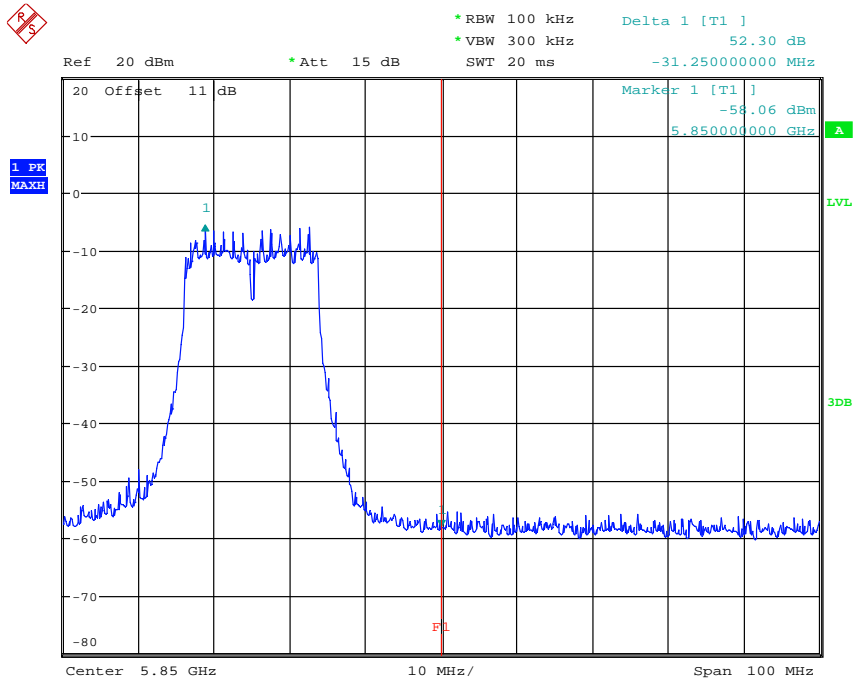
BANDEDGE 802.11N 20MHZ CH149

Date: 20.MAR.2014 20:26:48



Registration number: W6M21402-13807-C-1

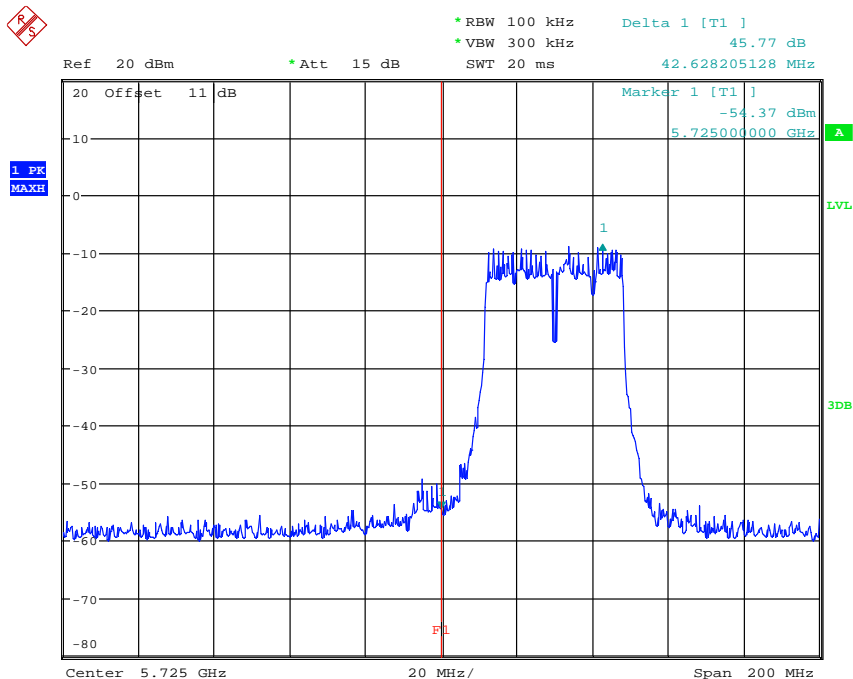
FCC ID: VYTLP8097



BANDEDGE 802.11N 20MHZ CH165


Date: 20.MAR.2014 20:28:26

Mode C



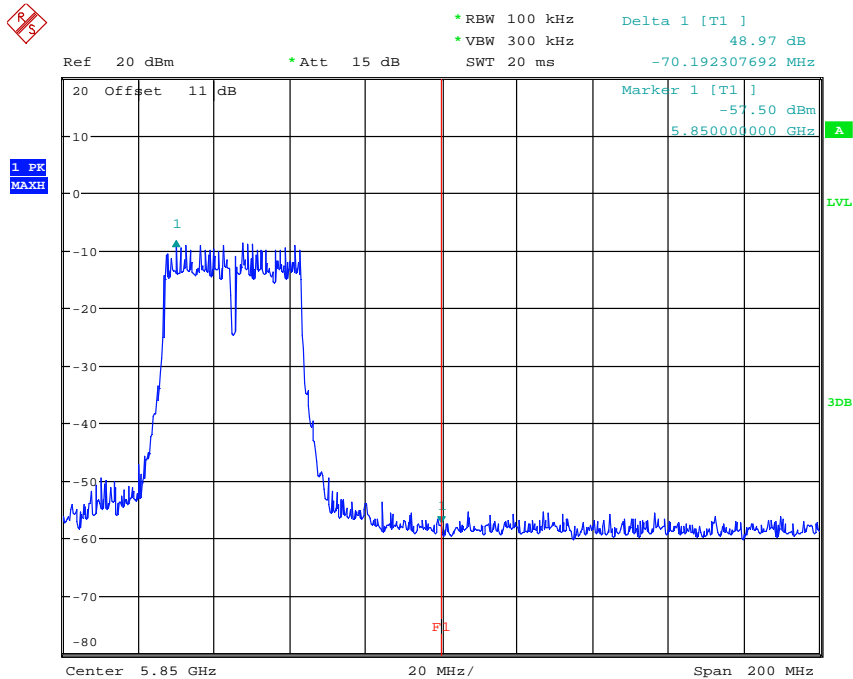
BANDEDGE 802.11N 40MHZ CH151

Date: 20.MAR.2014 20:30:25



Registration number: W6M21402-13807-C-1

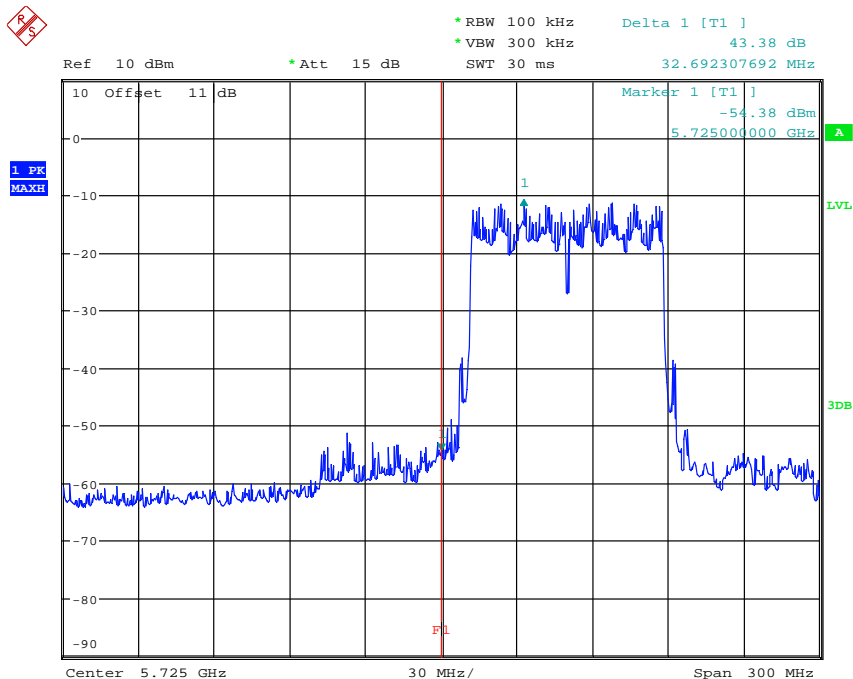
FCC ID: VYTLP8097



BANDEDGE 802.11N 40MHZ CH159


Date: 20.MAR.2014 20:31:14

Mode D



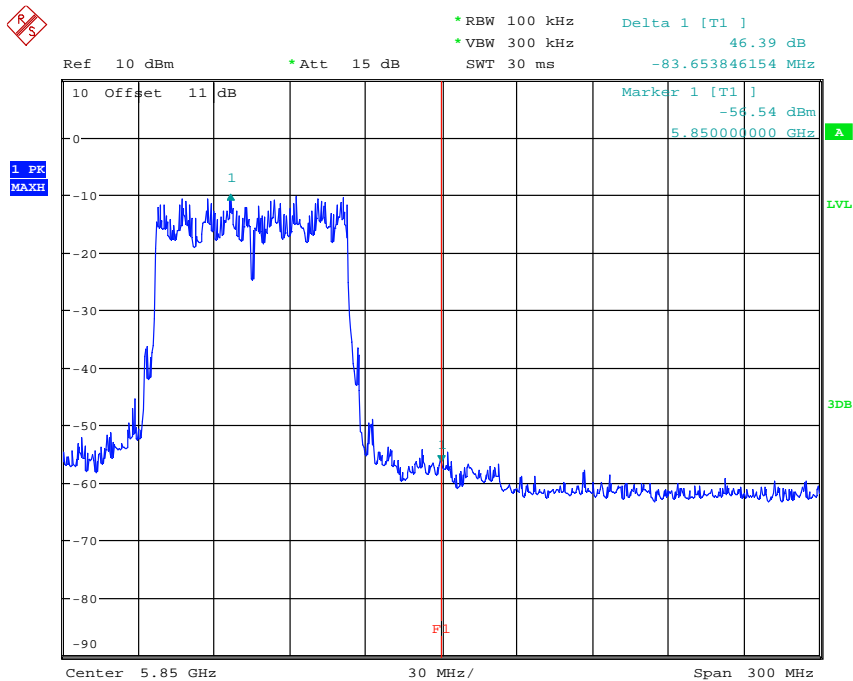
BANDEDGE 802.11AC 80MHZ CH155

Date: 20.MAR.2014 20:05:47



Registration number: W6M21402-13807-C-1

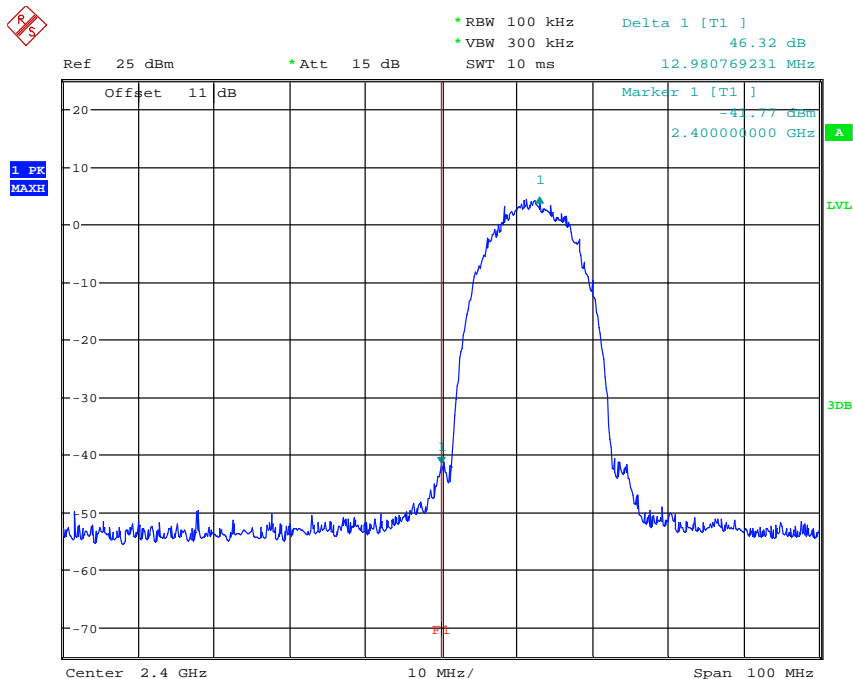
FCC ID: VYTLP8097



BANDEDGE 802.11AC 80MHZ CH155

Date: 20.MAR.2014 20:07:05

Mode E

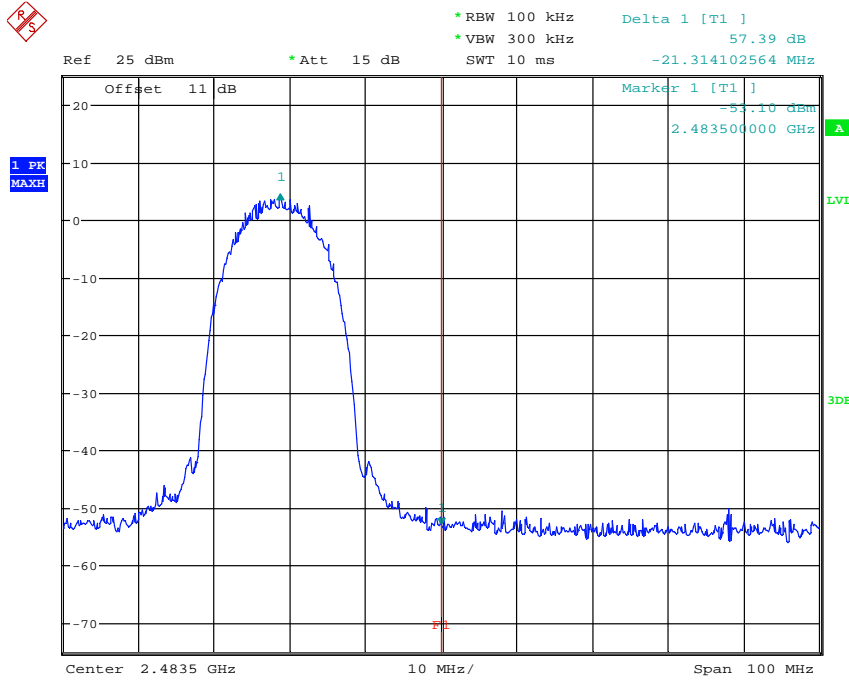


BANDEDGE 802.11B CH01

Date: 20.MAR.2014 18:39:56

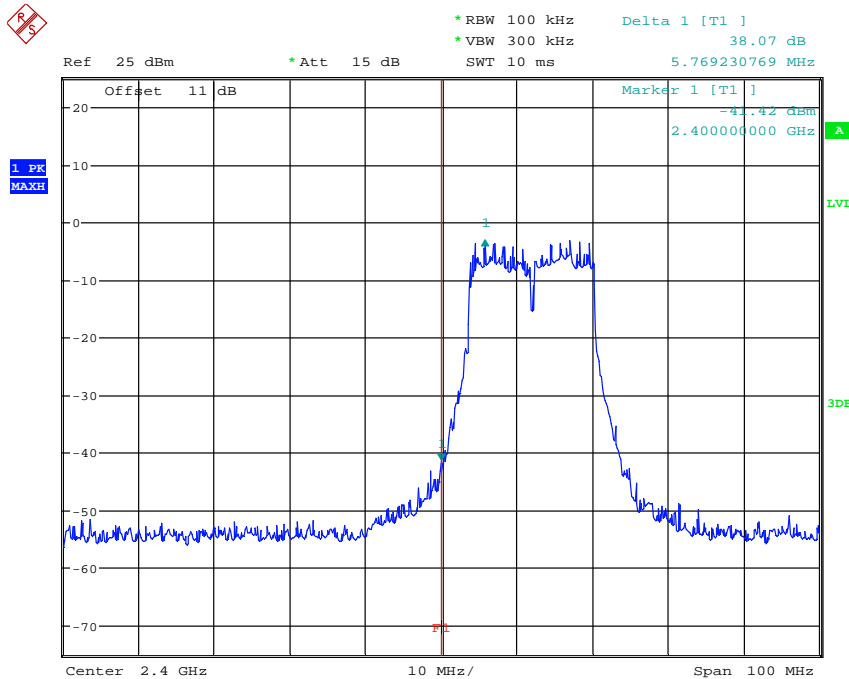


Registration number: W6M21402-13807-C-1
FCC ID: VYTLP8097



BANDEDGE 802.11B CH11
Date: 20.MAR.2014 18:41:37

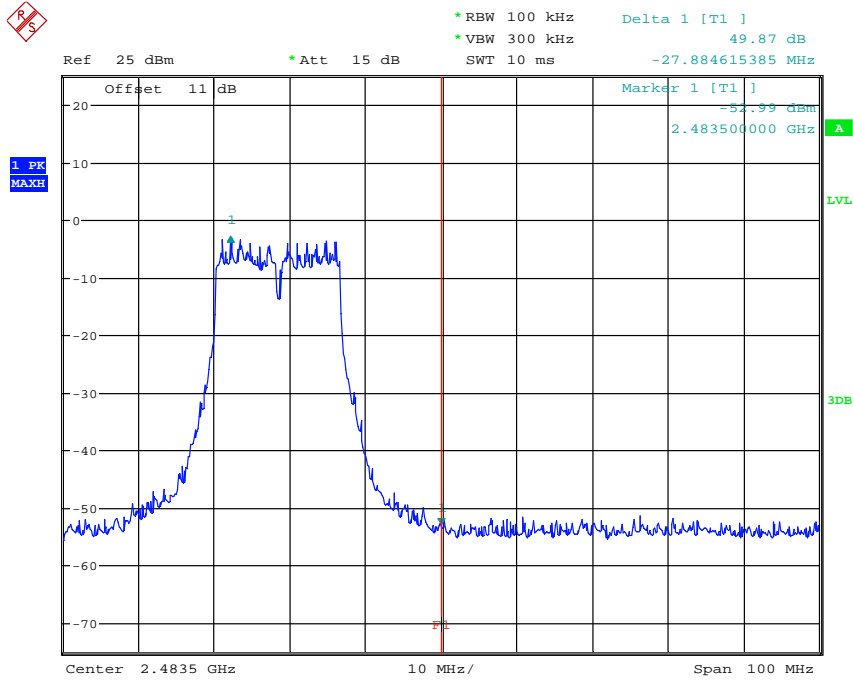
Mode F



BANDEDGE 802.11G CH01
Date: 20.MAR.2014 18:43:22

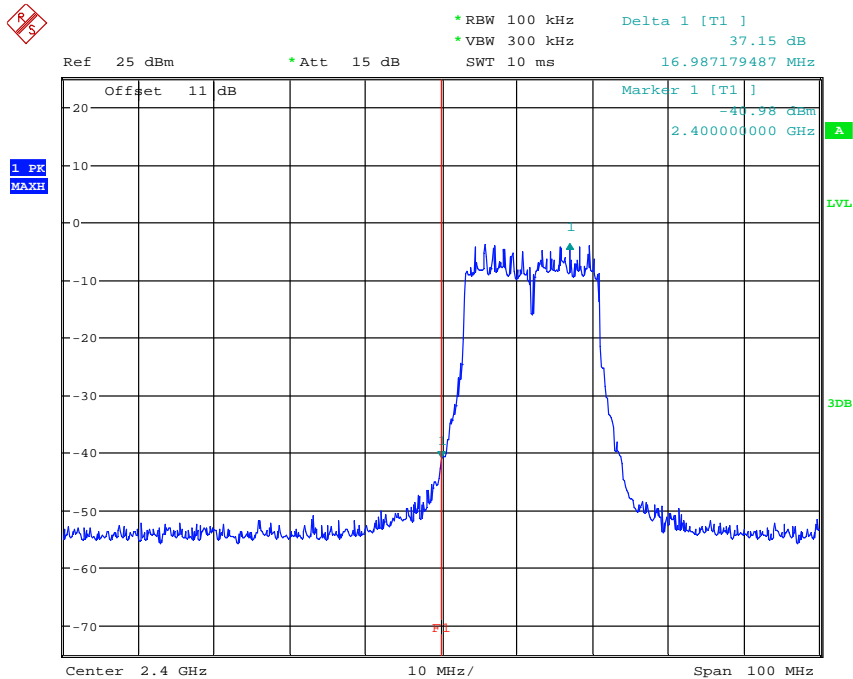


Registration number: W6M21402-13807-C-1
FCC ID: VYTLP8097



BANDEDGE 802.11G CH11
Date: 20.MAR.2014 18:44:45

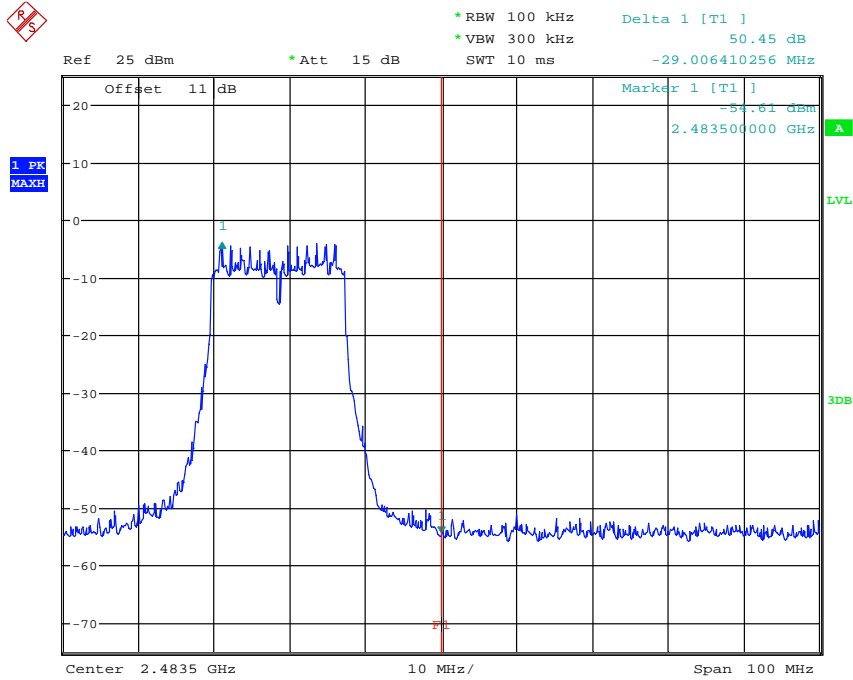
Mode G



BANDEDGE 802.11N 20MHZ CH01
Date: 20.MAR.2014 18:55:31

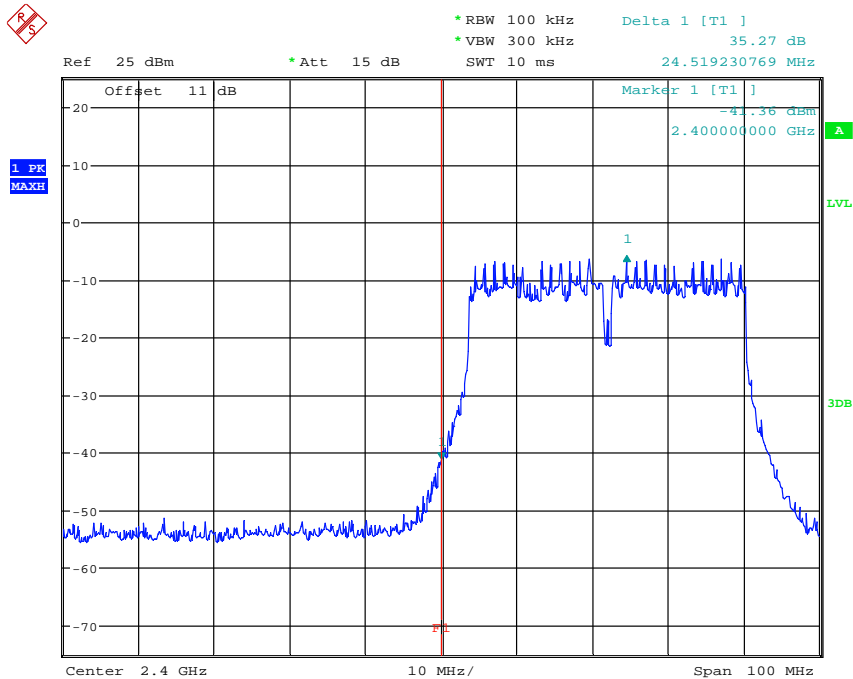


Registration number: W6M21402-13807-C-1
FCC ID: VYTLP8097




BANDEDGE 802.11N 20MHZ CH11
Date: 20.MAR.2014 18:57:00

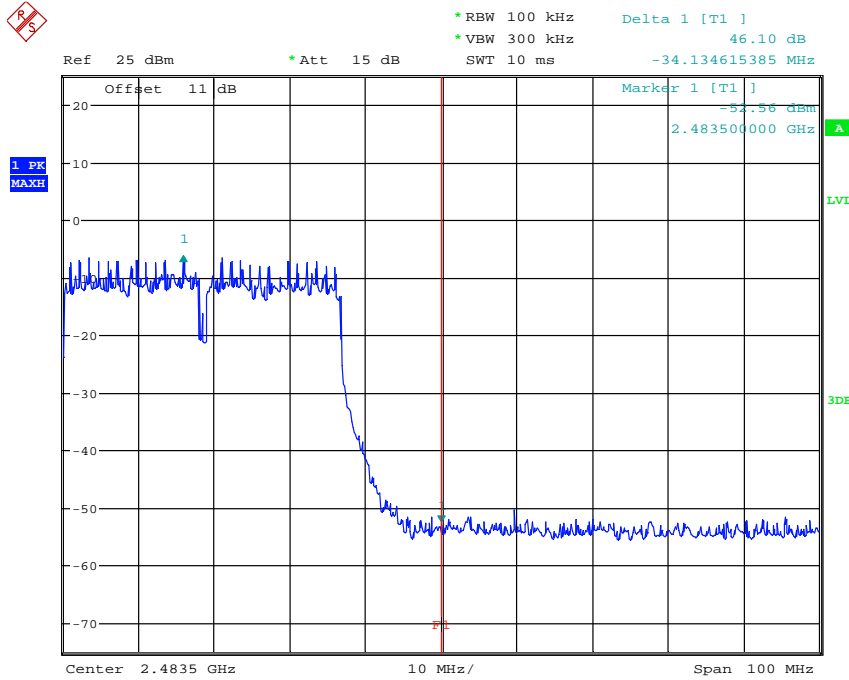
Mode H



BANDEDGE 802.11N 40MHZ CH01
Date: 20.MAR.2014 18:59:22

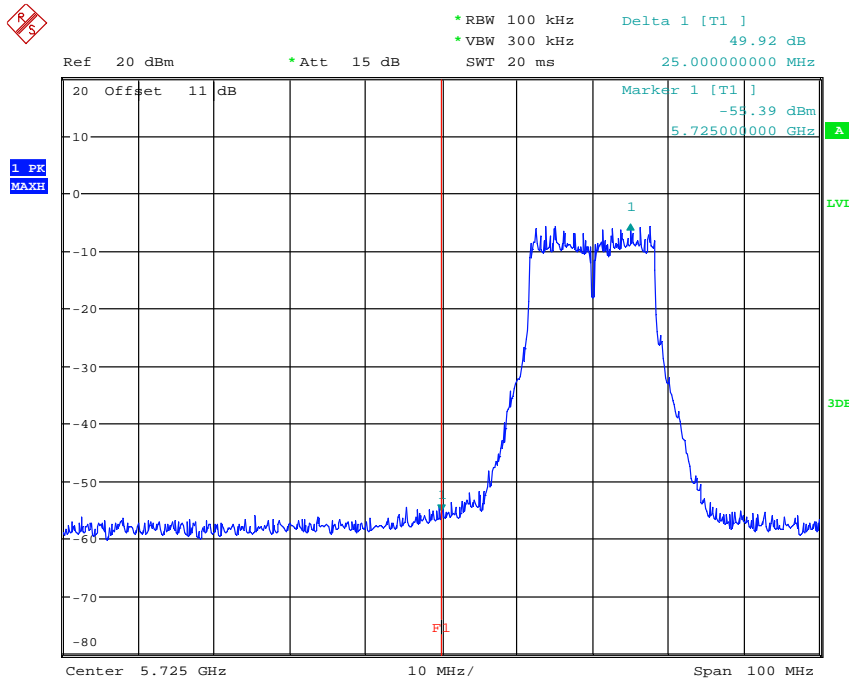


Registration number: W6M21402-13807-C-1
FCC ID: VYTLP8097




BANDEDGE 802.11N 40MHZ CH07
Date: 20.MAR.2014 19:01:17

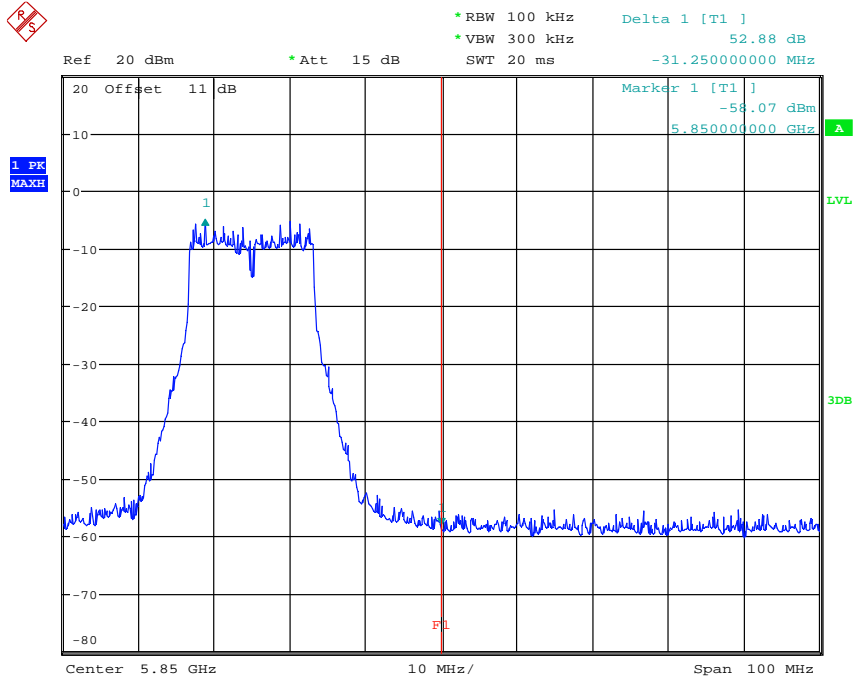
Antenna B Mode A



BANDEDGE 802.11A CH149
Date: 20.MAR.2014 19:29:18

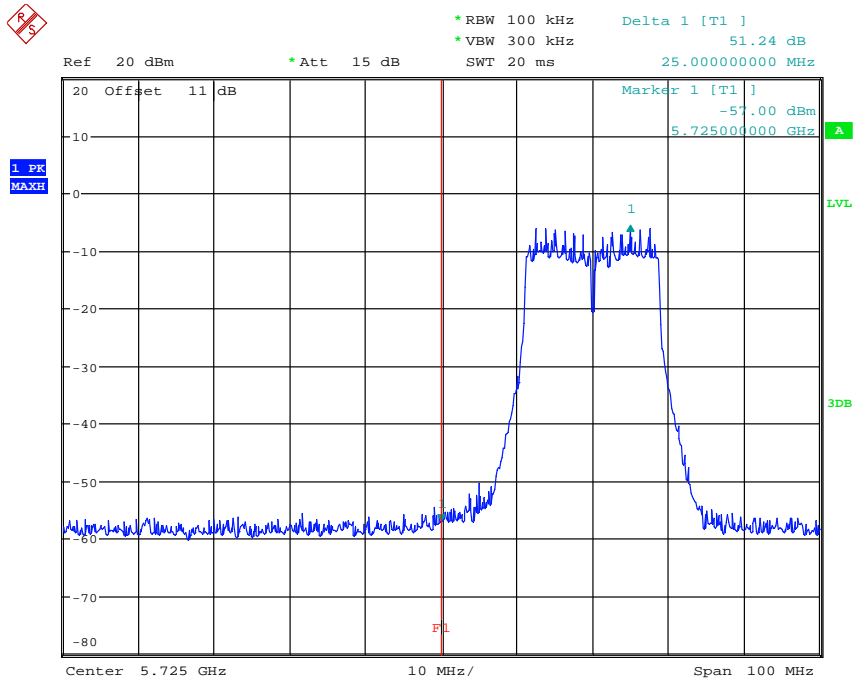


Registration number: W6M21402-13807-C-1
FCC ID: VYTLP8097




BANDEDGE 802.11A CH165
Date: 20.MAR.2014 19:31:15

Mode B

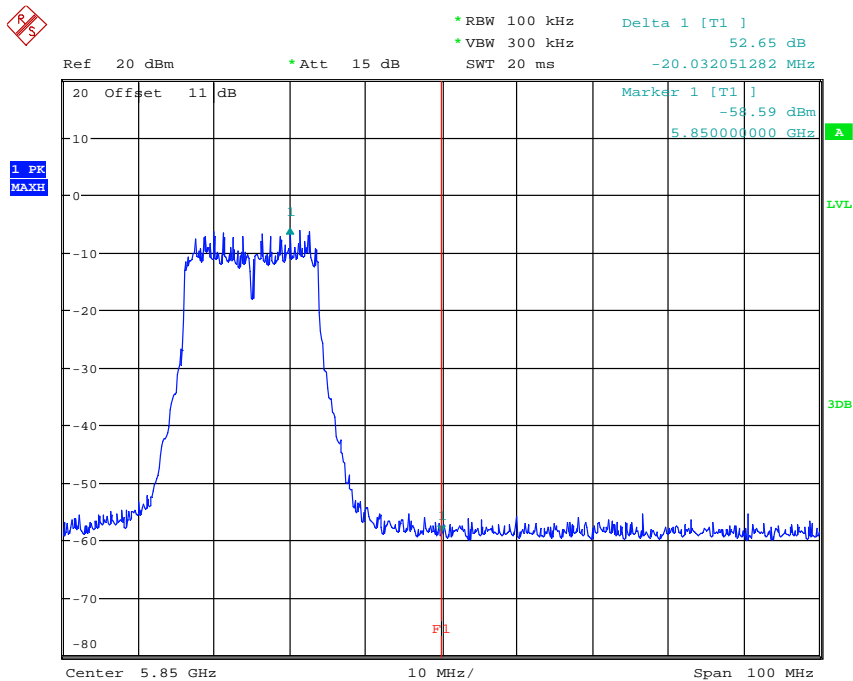


BANDEDGE 802.11N 20MHZ CH149
Date: 20.MAR.2014 19:39:07



Registration number: W6M21402-13807-C-1

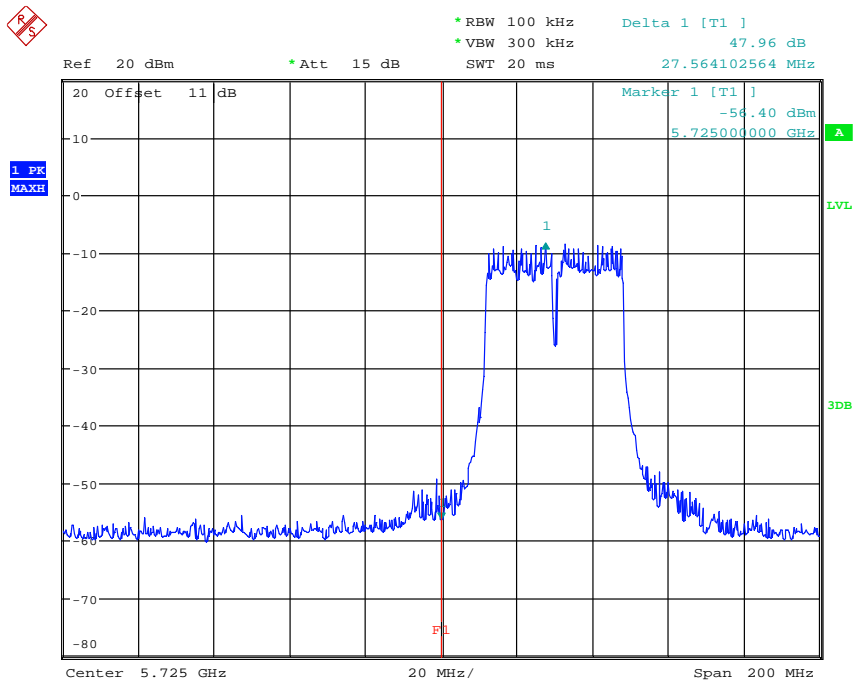
FCC ID: VYTLP8097



BANDEDGE 802.11N 20MHZ CH165

Date: 20.MAR.2014 19:41:18

Mode C

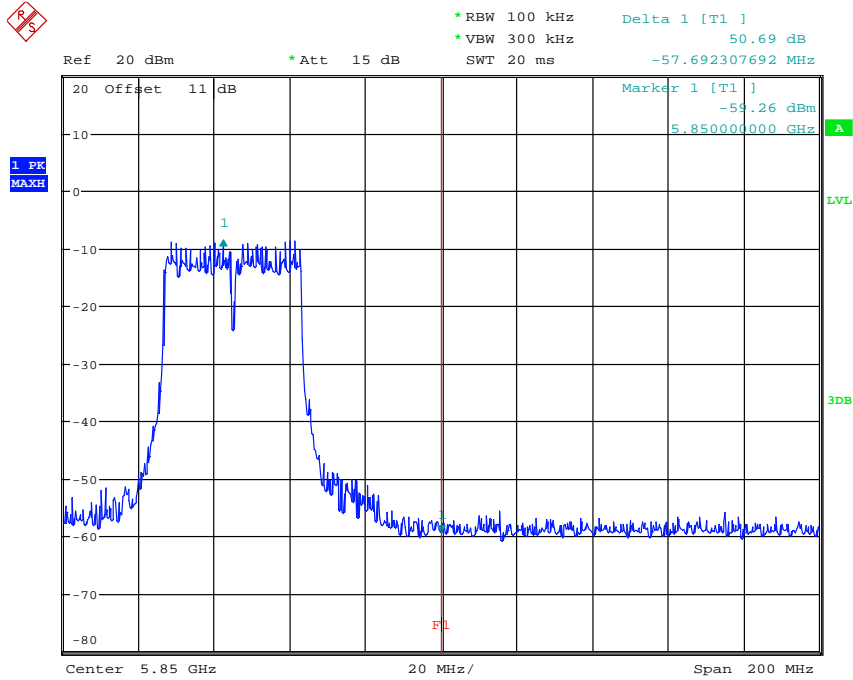


BANDEDGE 802.11N 40MHZ CH151

Date: 20.MAR.2014 19:46:35

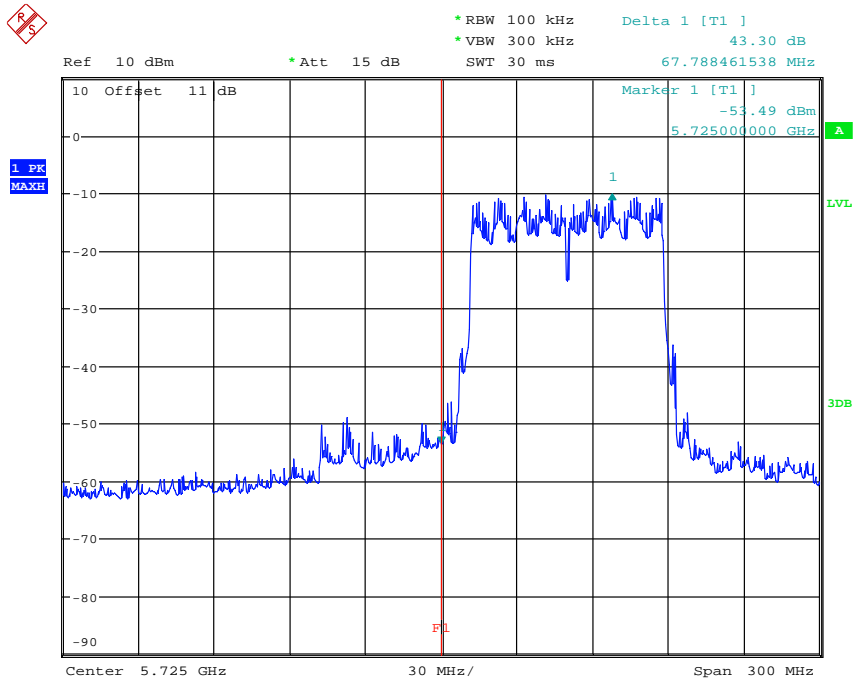


Registration number: W6M21402-13807-C-1
FCC ID: VYTLP8097




BANDEDGE 802.11N 40MHZ CH159
Date: 20.MAR.2014 19:47:26

Mode D

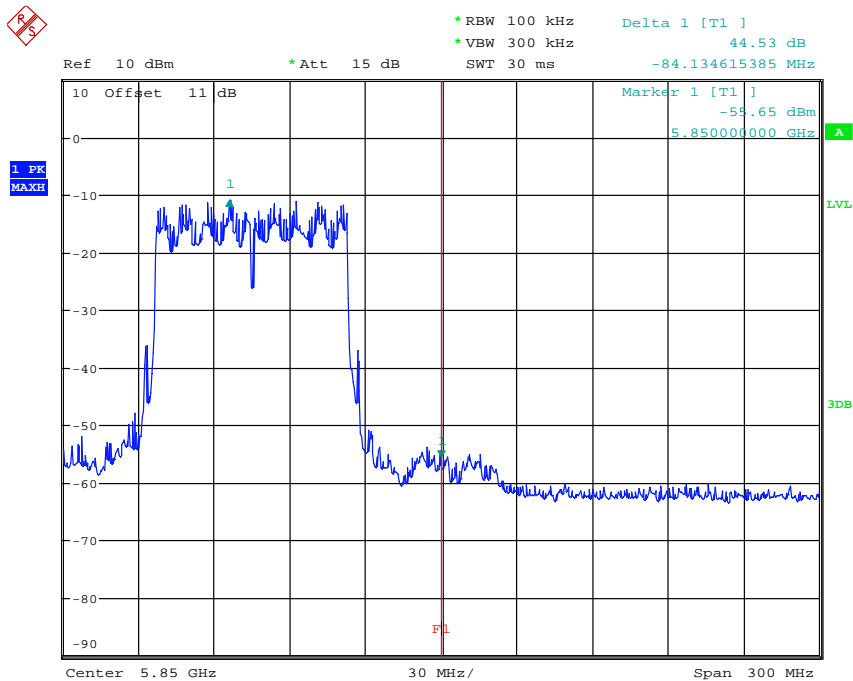


BANDEDGE 802.11AC 80MHZ CH155
Date: 20.MAR.2014 20:05:30



Registration number: W6M21402-13807-C-1

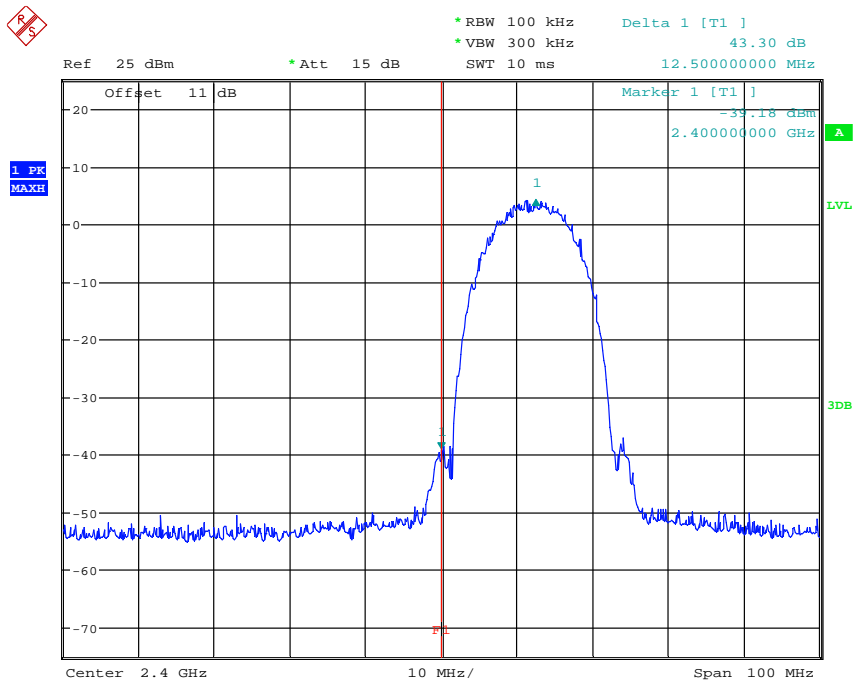
FCC ID: VYTLP8097



BANDEDGE 802.11AC 80MHZ CH155

Date: 20.MAR.2014 20:06:31

Mode E

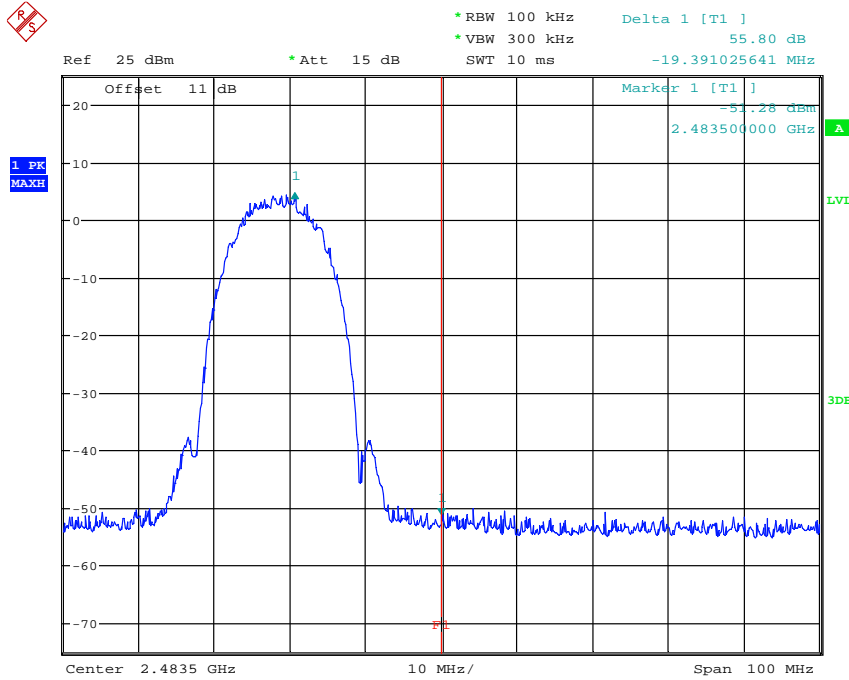


BANDEDGE 802.11B CH01

Date: 20.MAR.2014 19:16:39

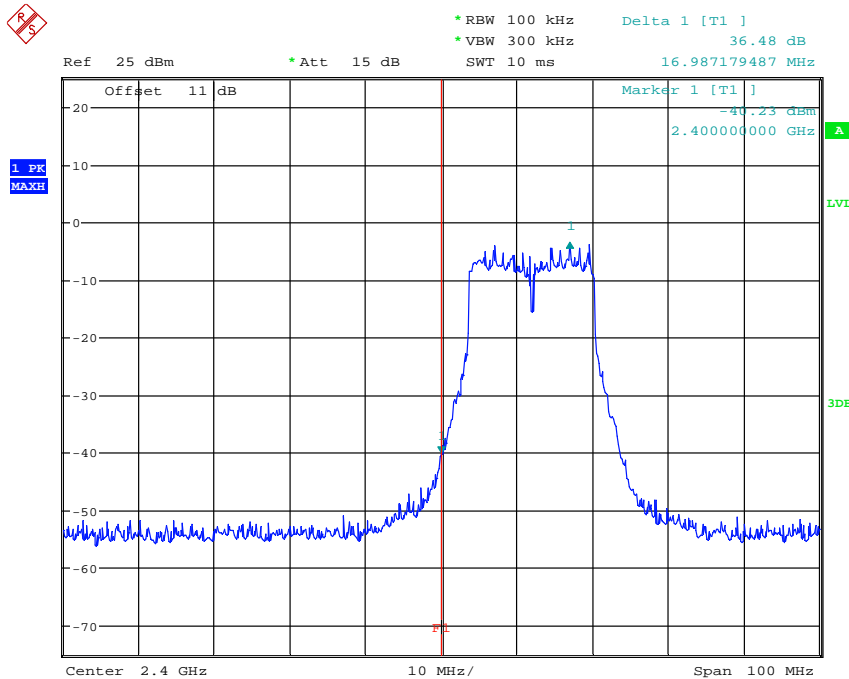


Registration number: W6M21402-13807-C-1
FCC ID: VYTLP8097



BANDEDGE 802.11B CH11
Date: 20.MAR.2014 19:17:47

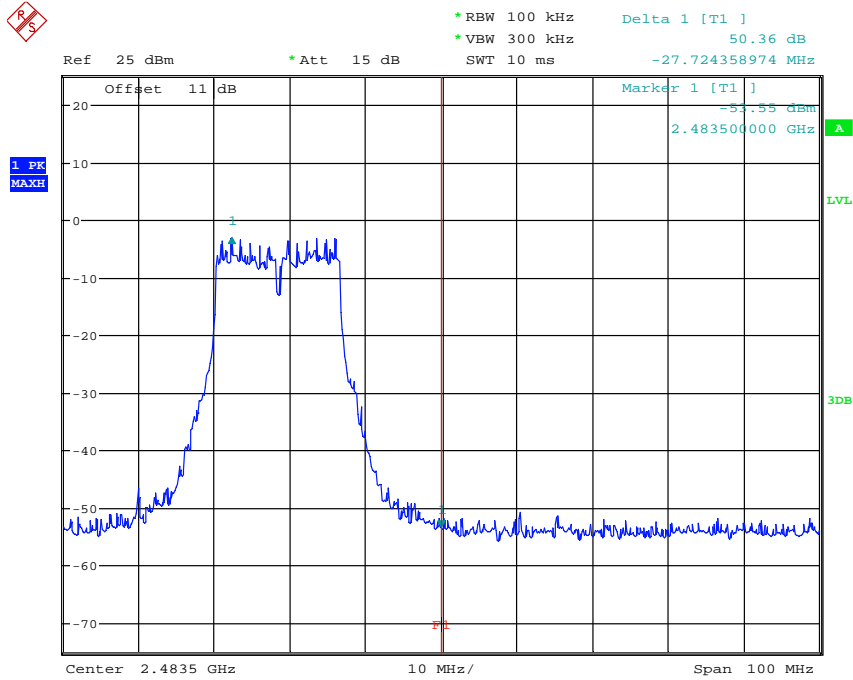
Mode F



BANDEDGE 802.11G CH01
Date: 20.MAR.2014 19:10:40

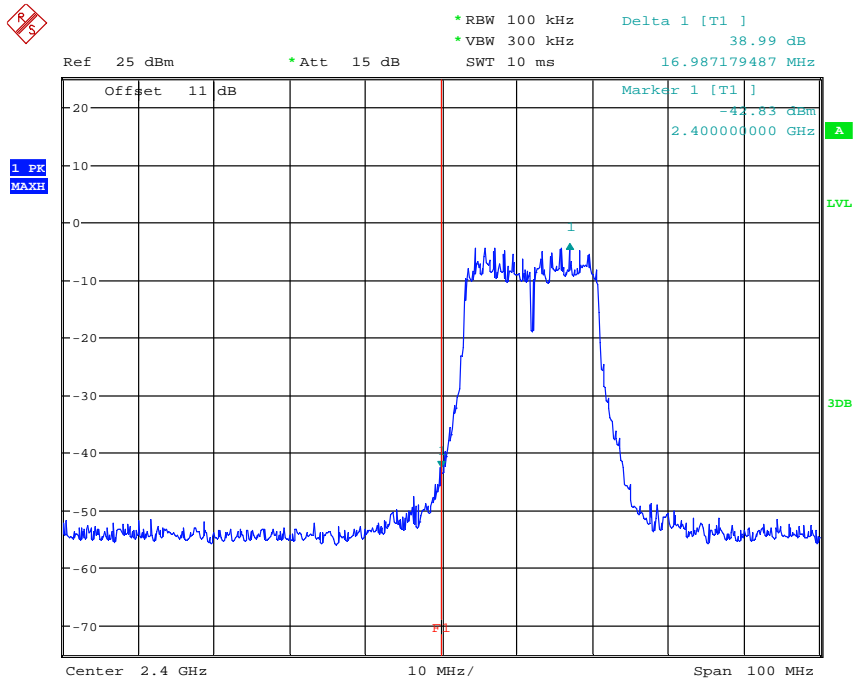


Registration number: W6M21402-13807-C-1
FCC ID: VYTLP8097



BANDEDGE 802.11G CH11
Date: 20.MAR.2014 19:12:39

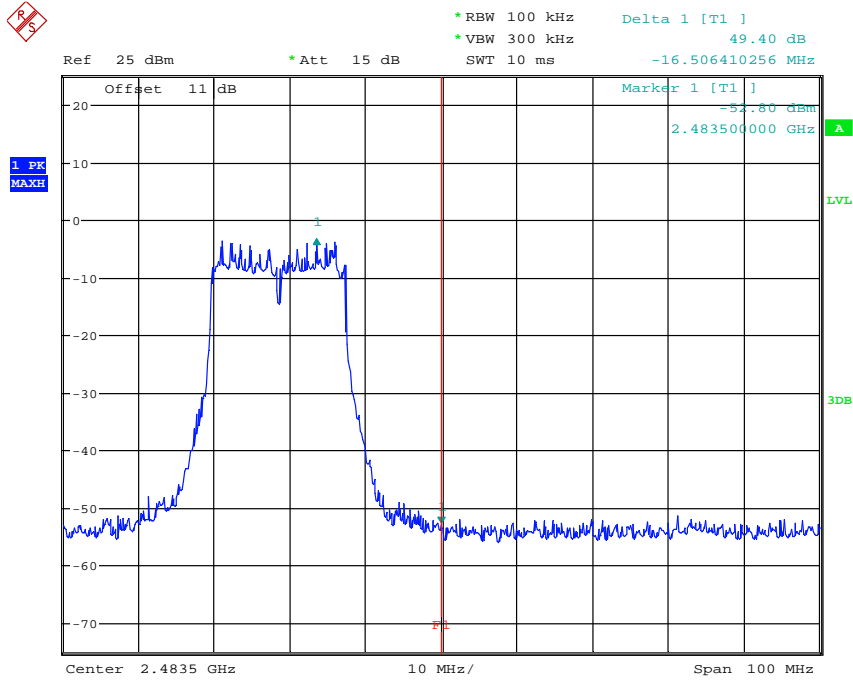
Mode G



BANDEDGE 802.11N 20MHZ CH01
Date: 20.MAR.2014 19:07:54

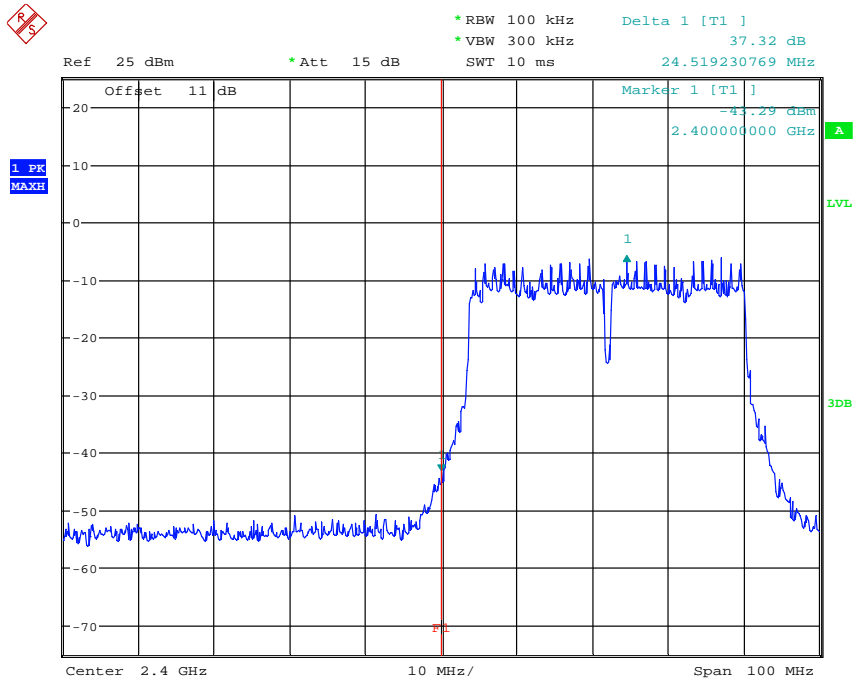


Registration number: W6M21402-13807-C-1
FCC ID: VYTLP8097



BANDEDGE 802.11N 20MHZ CH11
Date: 20.MAR.2014 19:09:12

Mode H

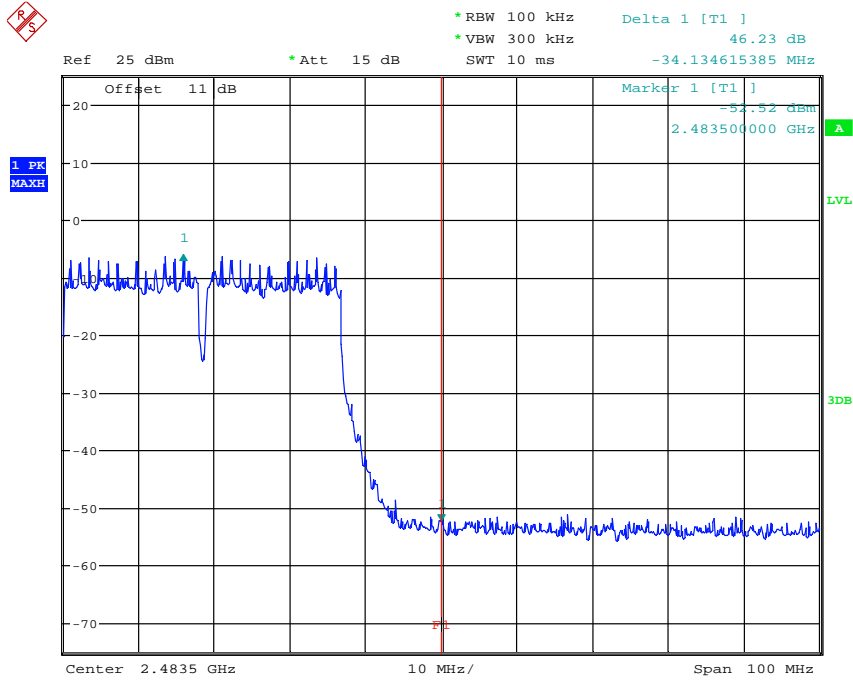


BANDEDGE 802.11N 40MHZ CH01
Date: 20.MAR.2014 19:05:06



Worldwide Testing Services(Taiwan) Co., Ltd.

Registration number: W6M21402-13807-C-1
 FCC ID: VYTLP8097



BANDEDGE 802.11N 40MHZ CH07
 Date: 20.MAR.2014 19:06:39

Limit:

| Frequency Range / MHz | Limit |
|-----------------------|---------|
| 902 – 928 | - 20 dB |
| 2400 – 2483.5 | |
| 5725 - 5850 | |

Test equipment used: ETSTW-RE 055, ETSTW-RE 050

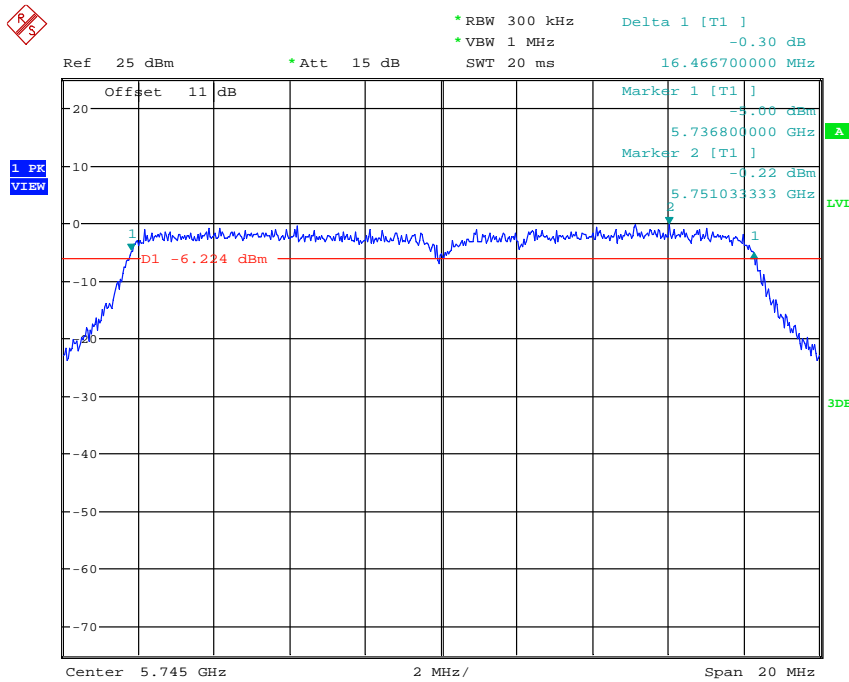


Registration number: W6M21402-13807-C-1
FCC ID: VYTLP8097

3.7 Minimum 6 dB Bandwidth

The analyzer ResBW was set to 100 kHz. For each RF output channel investigated, the spectrum analyzer center frequency was set to the channel carrier. A PEAK reading was taken, two markers were set 6 dB below the maximum level on the right and the left side of the emission. The 6 dB bandwidth is the frequency difference between the two markers.

Antenna A
Mode A

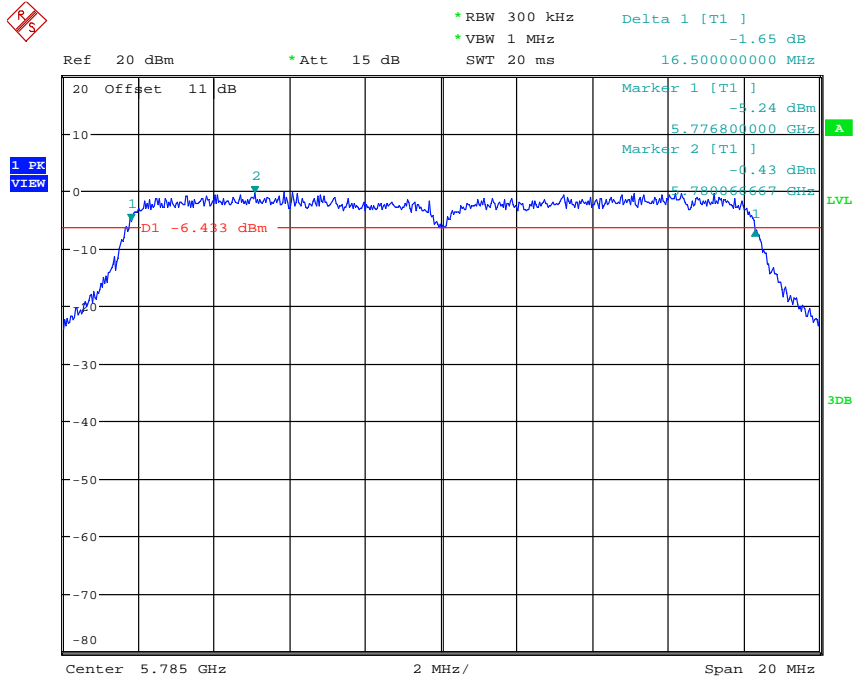


6DB BANDWIDTH 802.11A CH149
Date: 20.MAR.2014 20:21:34

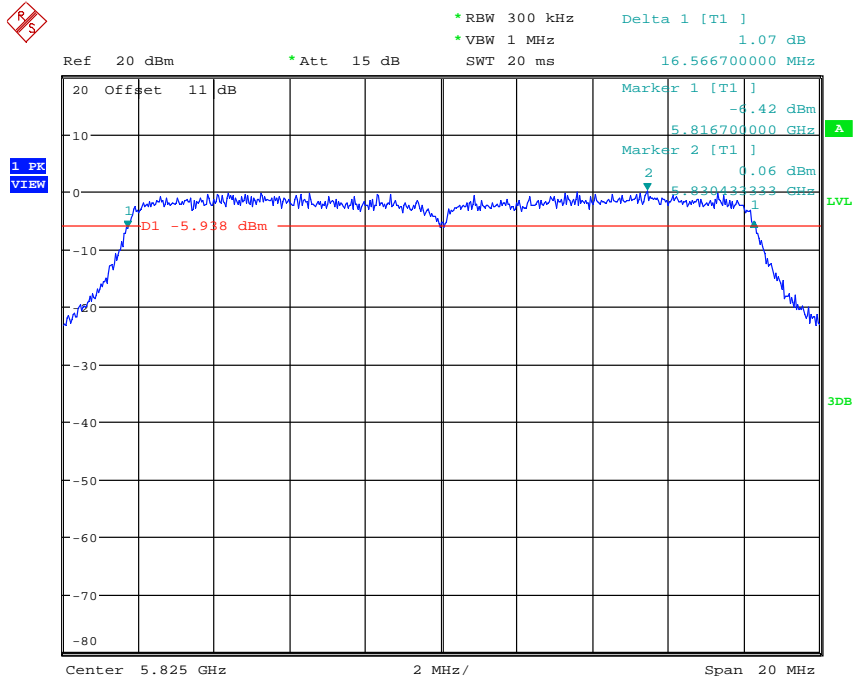


Worldwide Testing Services(Taiwan) Co., Ltd.


Registration number: W6M21402-13807-C-1
FCC ID: VYTLP8097



6DB BANDWIDTH 802.11A CH157
Date: 20.MAR.2014 20:22:40



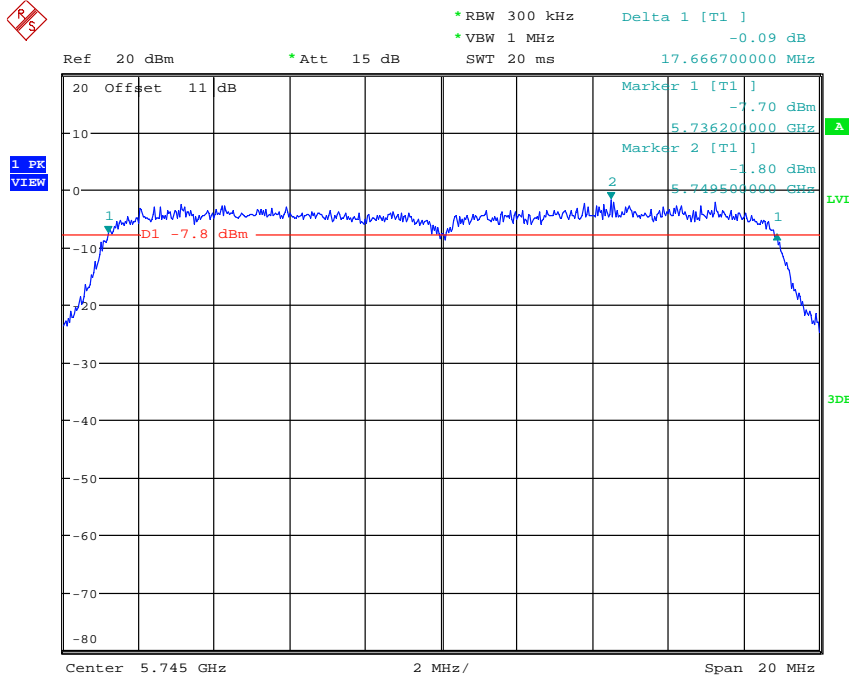
6DB BANDWIDTH 802.11A CH165
Date: 20.MAR.2014 20:23:53



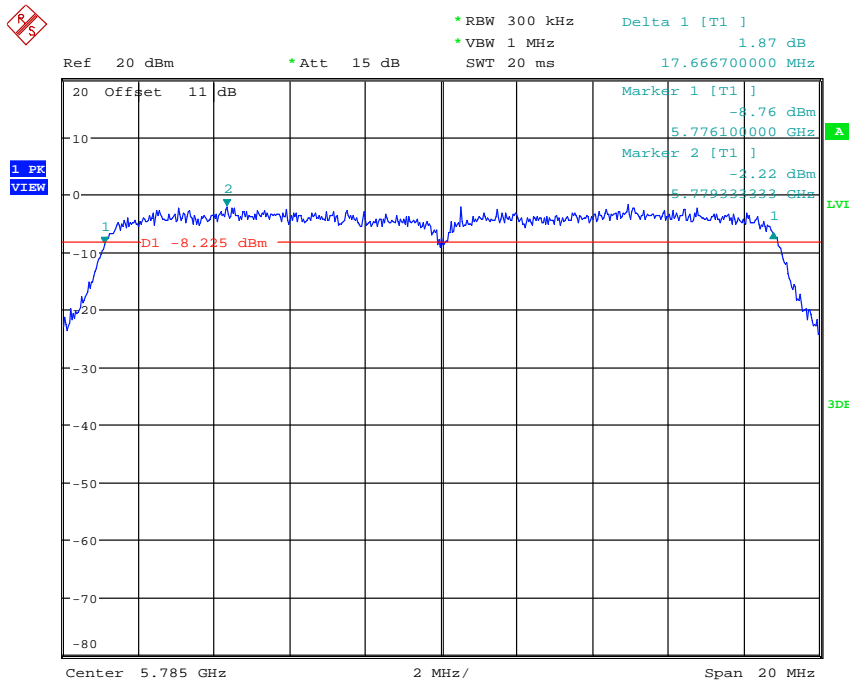
Worldwide Testing Services(Taiwan) Co., Ltd.

Registration number: W6M21402-13807-C-1
FCC ID: VYTLP8097

Mode B



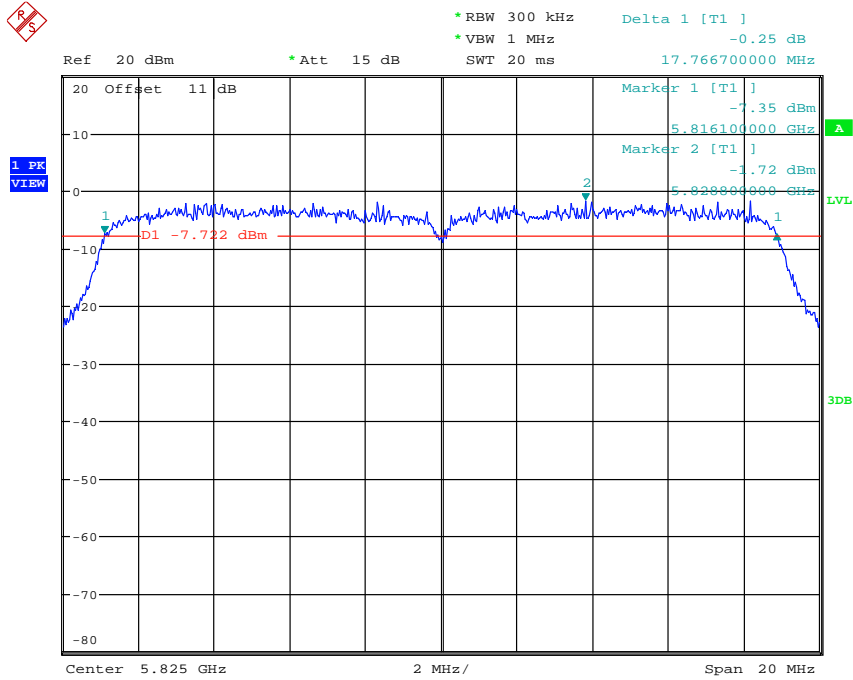
6DB BANDWIDTH 802.11N 20MHZ CH149
Date: 20.MAR.2014 20:26:34



6DB BANDWIDTH 802.11N 20MHZ CH157
Date: 20.MAR.2014 20:27:27

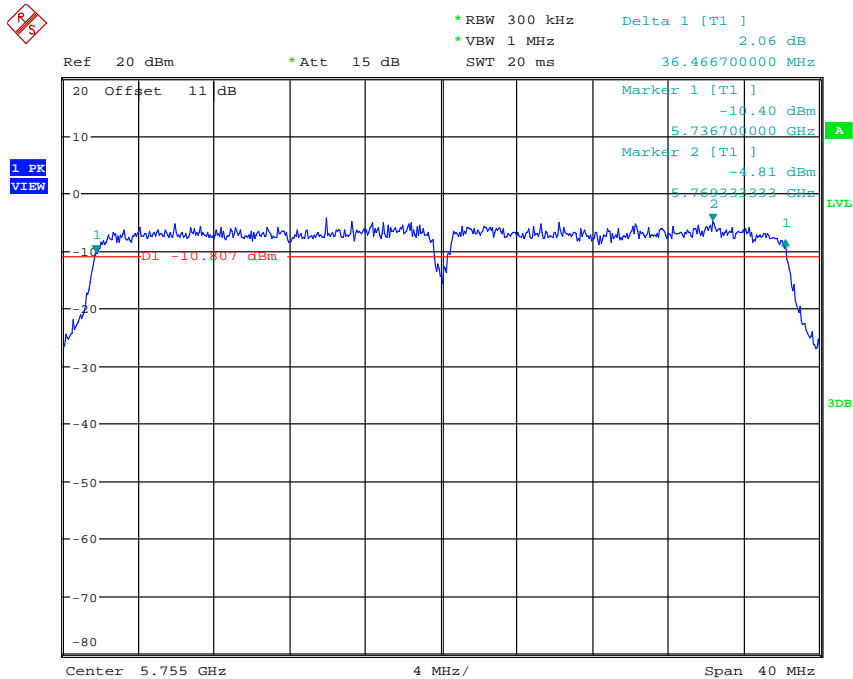


Registration number: W6M21402-13807-C-1
FCC ID: VYTLP8097



6DB BANDWIDTH 802.11N 20MHZ CH165
Date: 20.MAR.2014 20:28:12

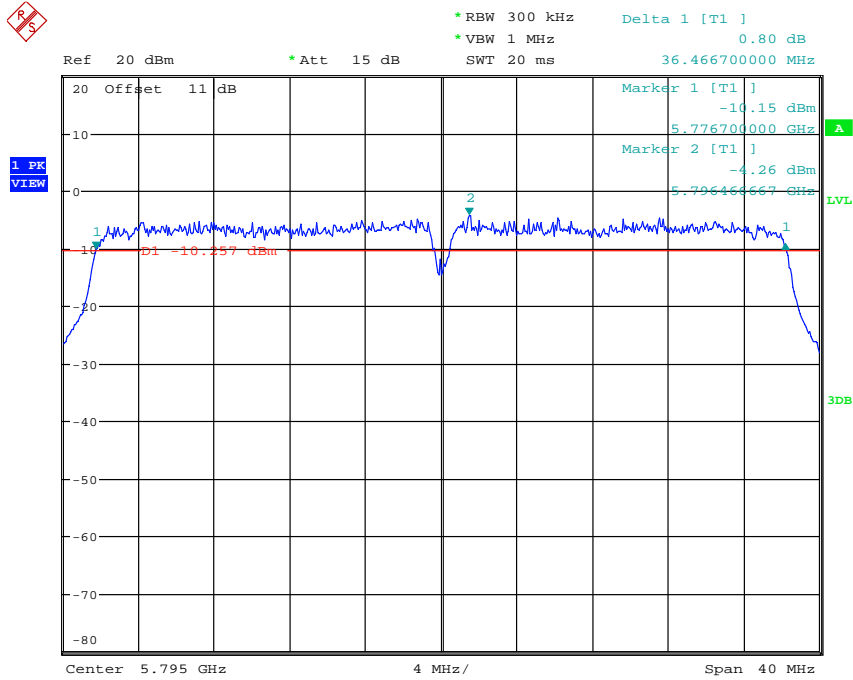
Mode C



6DB BANDWIDTH 802.11N 40MHZ CH151
Date: 20.MAR.2014 20:30:08

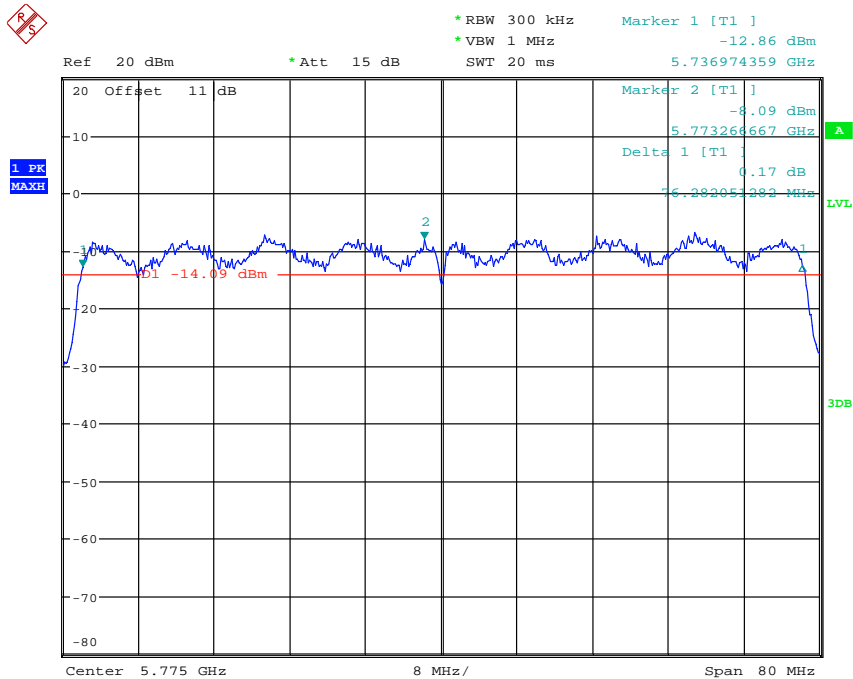


Registration number: W6M21402-13807-C-1
FCC ID: VYTLP8097



6DB BANDWIDTH 802.11N 40MHZ CH159
Date: 20.MAR.2014 20:30:57

Mode D



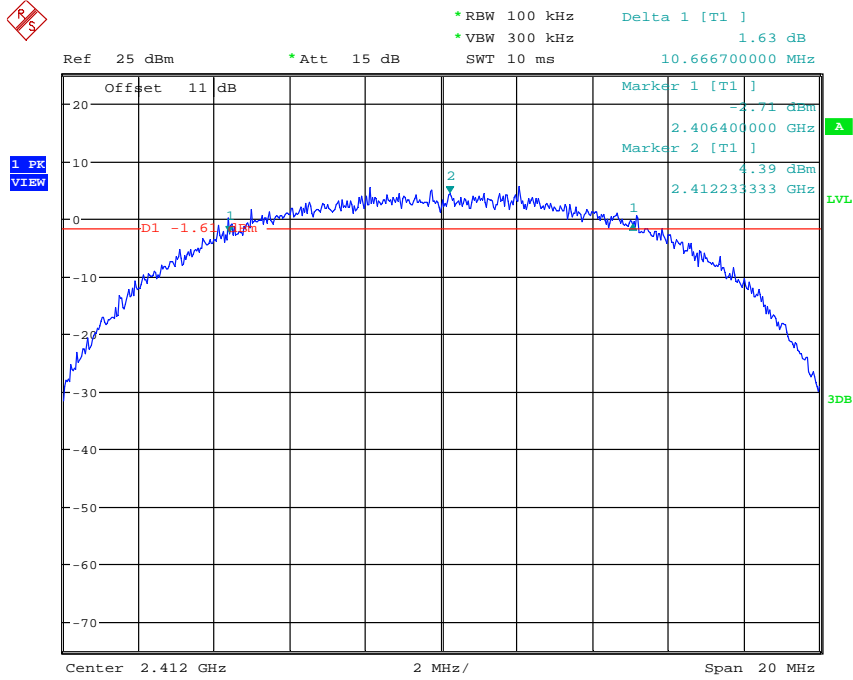
6DB BANDWIDTH 802.11AC 80MHZ CH155
Date: 20.MAR.2014 19:56:43



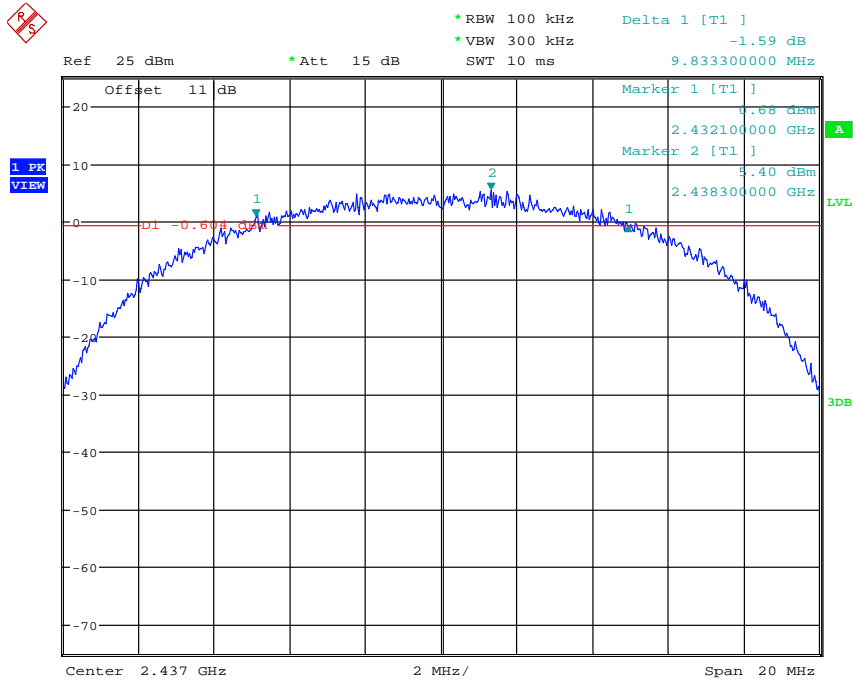
Worldwide Testing Services(Taiwan) Co., Ltd.

Registration number: W6M21402-13807-C-1
FCC ID: VYTLP8097

Mode E



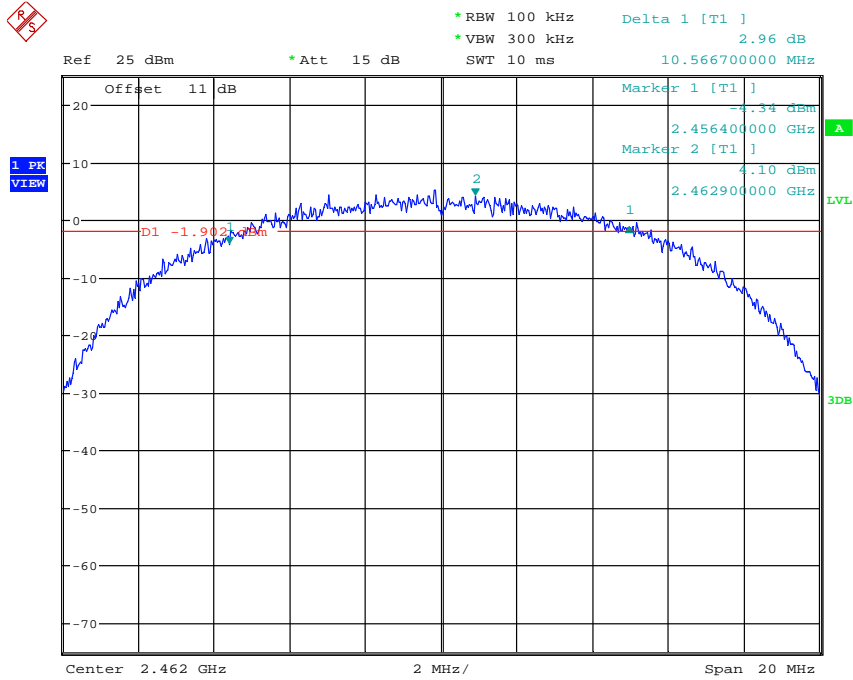
6DB BANDWIDTH 802.11B CH01
Date: 20.MAR.2014 18:39:42



6DB BANDWIDTH 802.11B CH06
Date: 20.MAR.2014 18:40:40

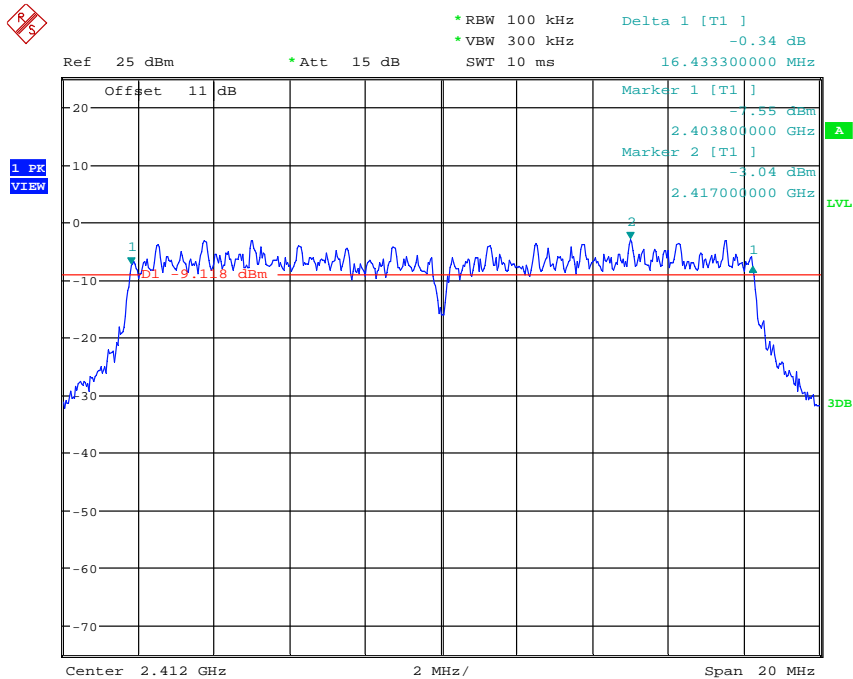


Registration number: W6M21402-13807-C-1
FCC ID: VYTLP8097




6DB BANDWIDTH 802.11B CH11
Date: 20.MAR.2014 18:41:23

Mode F

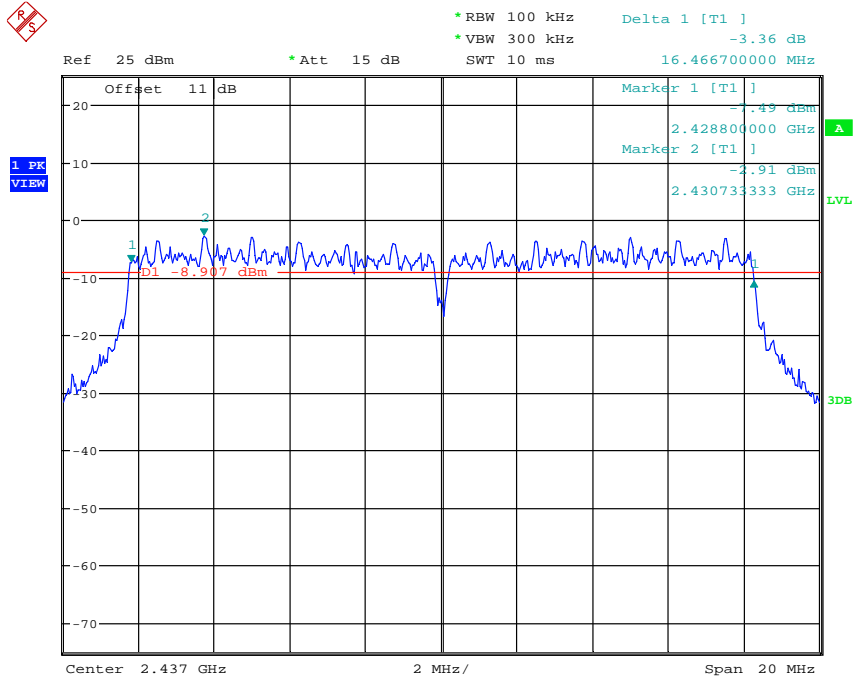


6DB BANDWIDTH 802.11G CH01
Date: 20.MAR.2014 18:43:08

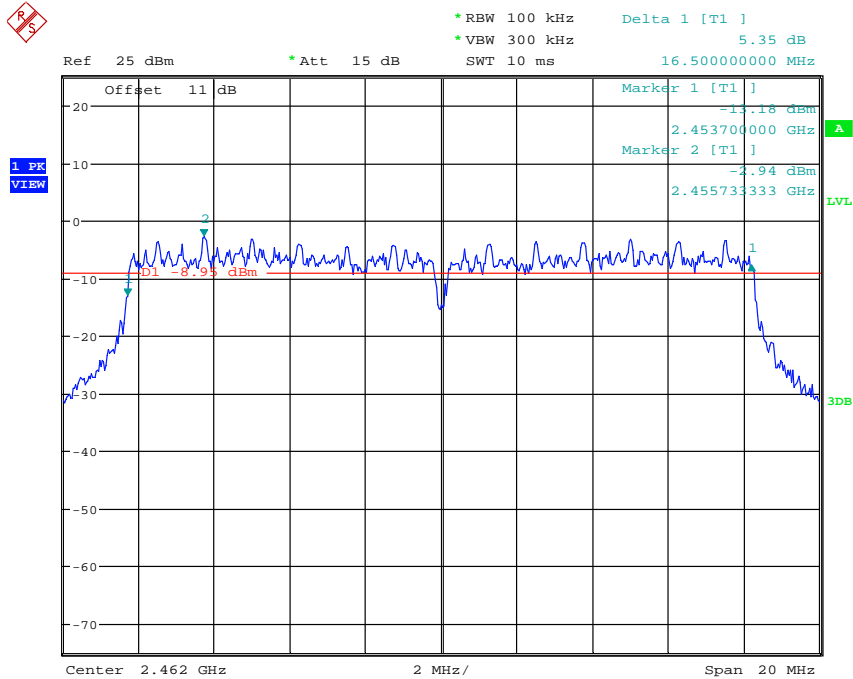


Worldwide Testing Services(Taiwan) Co., Ltd.

Registration number: W6M21402-13807-C-1
FCC ID: VYTLP8097



6DB BANDWIDTH 802.11G CH06
Date: 20.MAR.2014 18:43:52



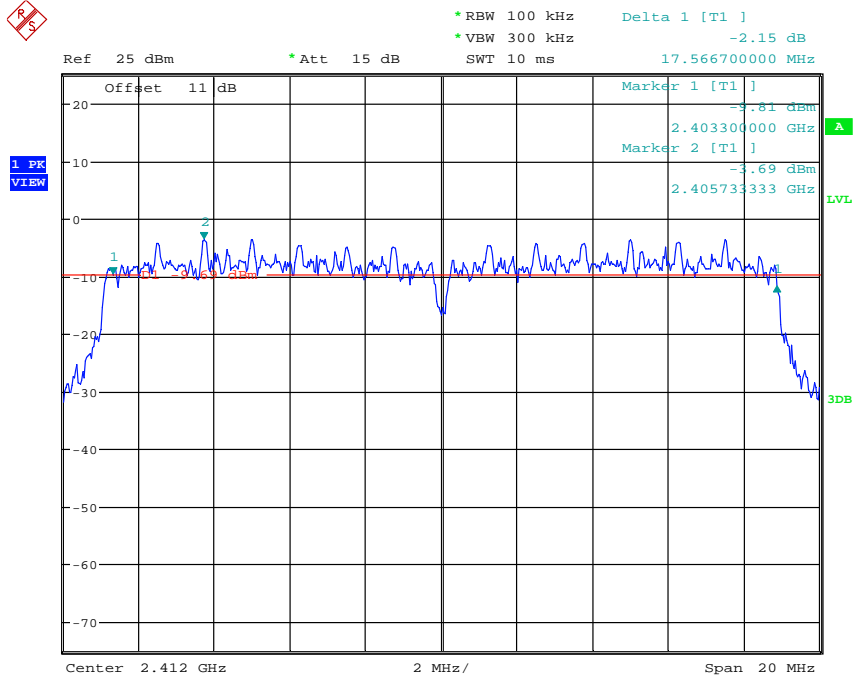
6DB BANDWIDTH 802.11G CH11
Date: 20.MAR.2014 18:44:32



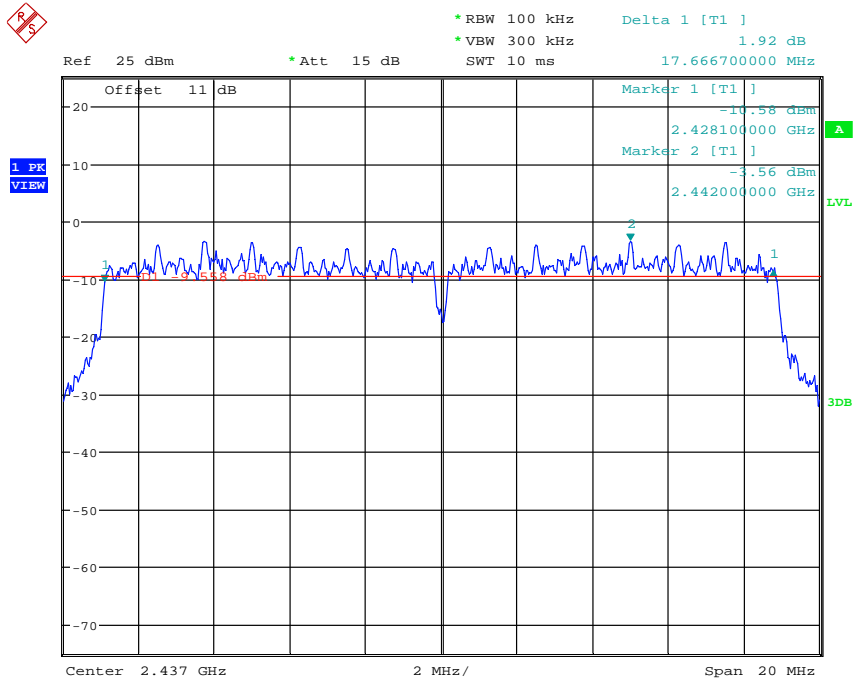
Worldwide Testing Services(Taiwan) Co., Ltd.

Registration number: W6M21402-13807-C-1
FCC ID: VYTLP8097

Mode G



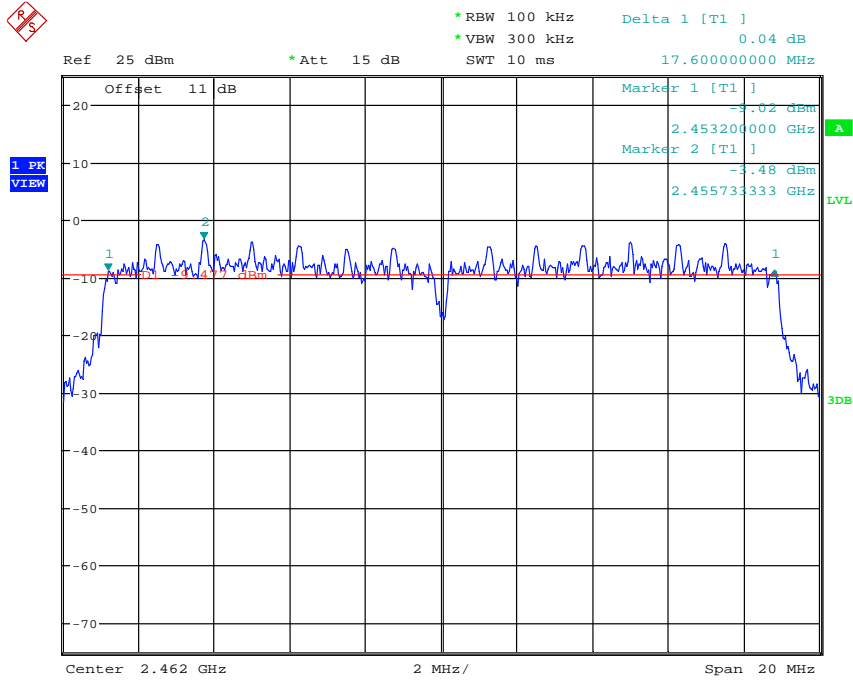
6DB BANDWIDTH 802.11N 20MHZ CH01
Date: 20.MAR.2014 18:55:15



6DB BANDWIDTH 802.11N 20MHZ CH06
Date: 20.MAR.2014 18:56:00

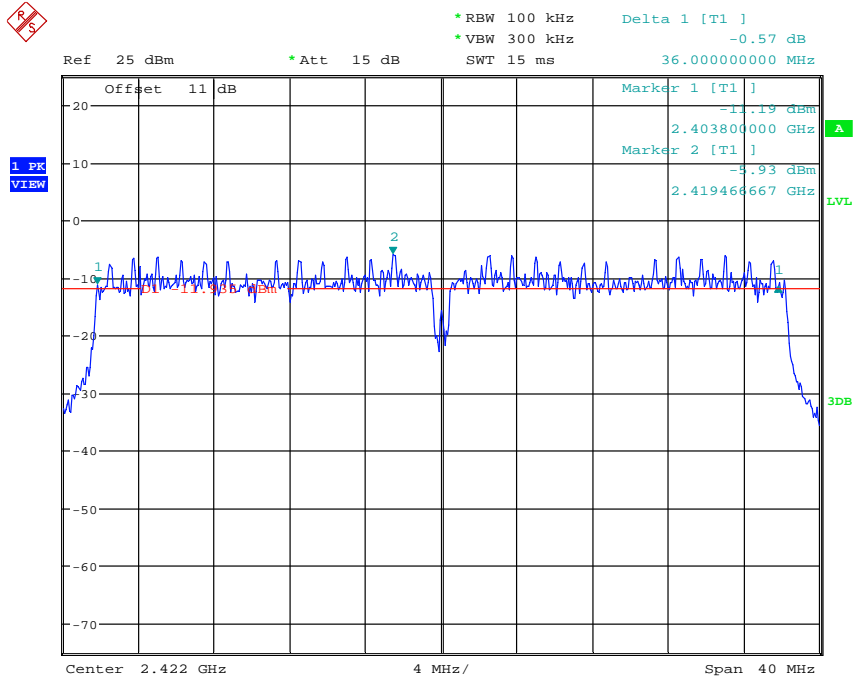


Registration number: W6M21402-13807-C-1
FCC ID: VYTLP8097



6DB BANDWIDTH 802.11N 20MHZ CH11
Date: 20.MAR.2014 18:56:46

Mode H

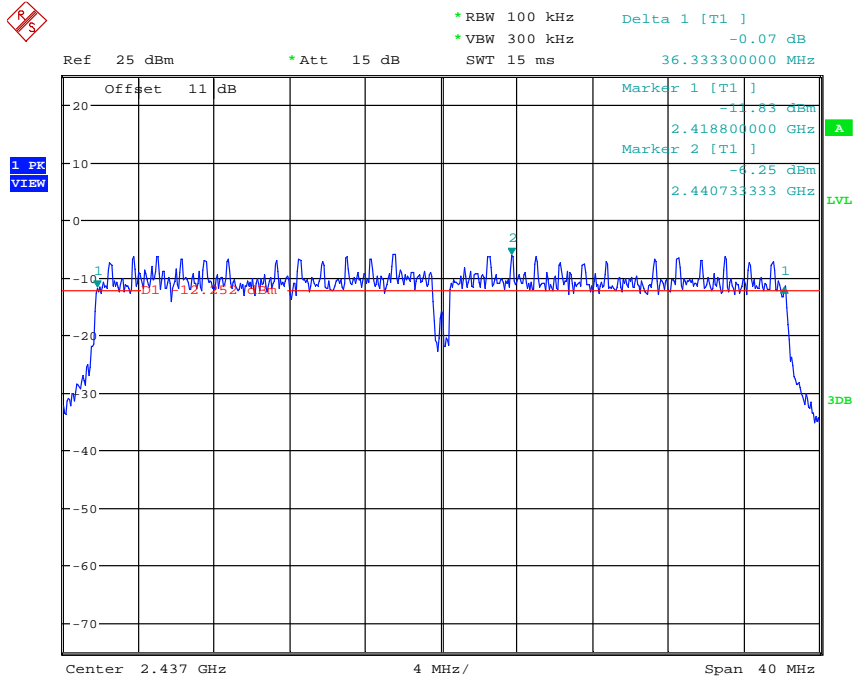


6DB BANDWIDTH 802.11N 40MHZ CH01
Date: 20.MAR.2014 18:59:06



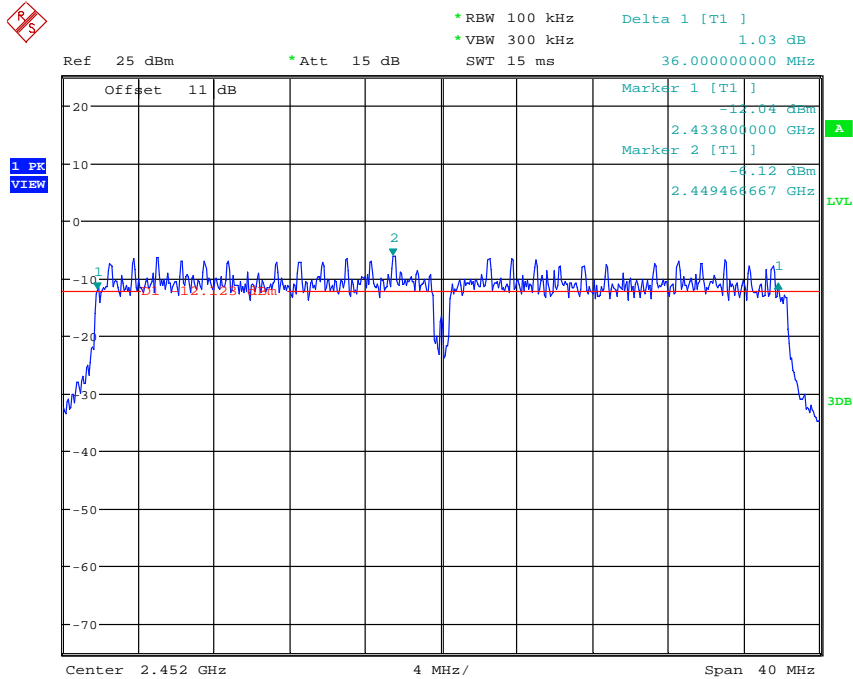
Worldwide Testing Services(Taiwan) Co., Ltd.

Registration number: W6M21402-13807-C-1
FCC ID: VYTLP8097




6DB BANDWIDTH 802.11N 40MHZ CH04

Date: 20.MAR.2014 19:00:16



6DB BANDWIDTH 802.11N 40MHZ CH07

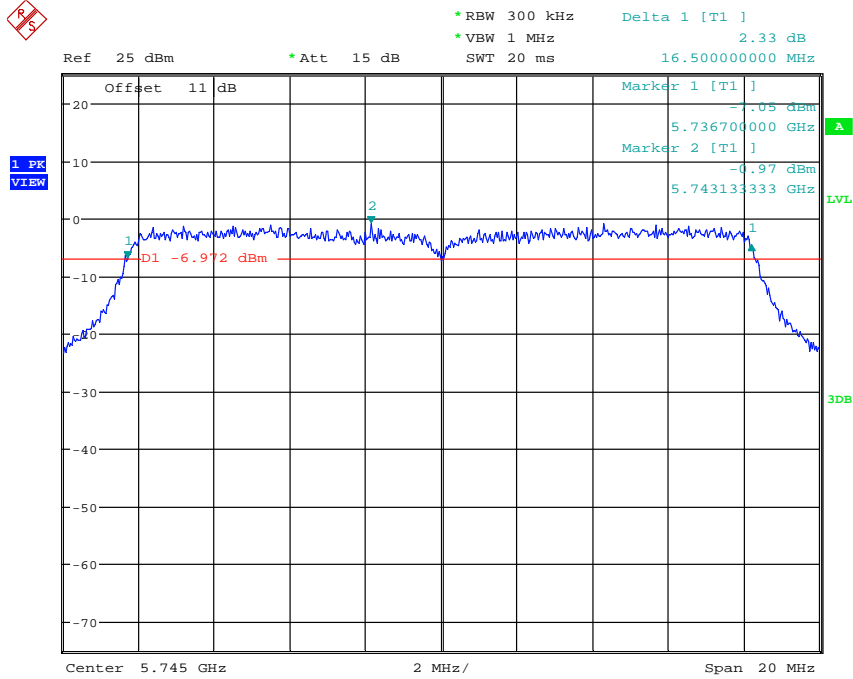
Date: 20.MAR.2014 19:01:01



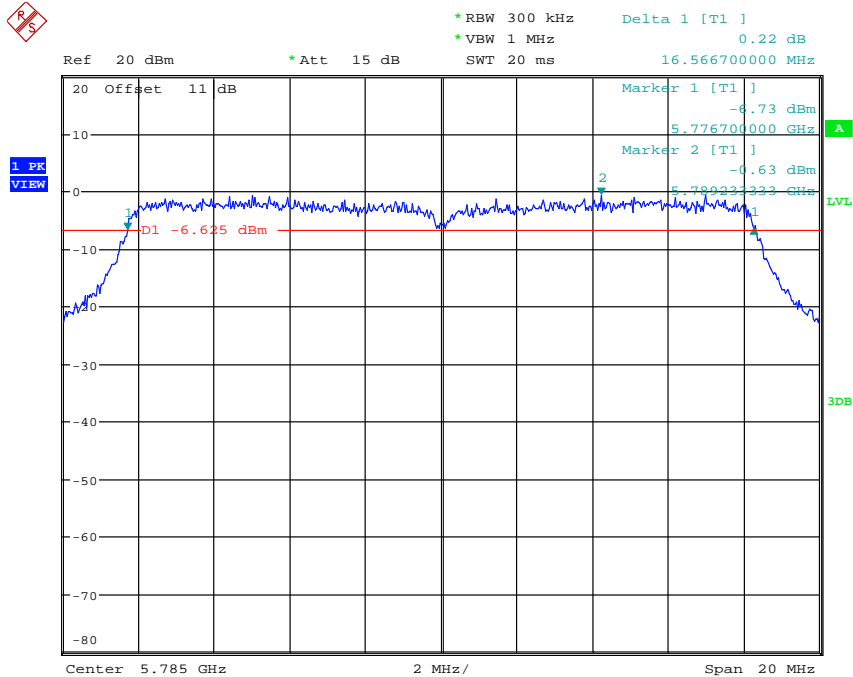
Worldwide Testing Services(Taiwan) Co., Ltd.

Registration number: W6M21402-13807-C-1
FCC ID: VYTLP8097


Antenna B
Mode A



6DB BANDWIDTH 802.11A CH149
Date: 20.MAR.2014 19:29:03

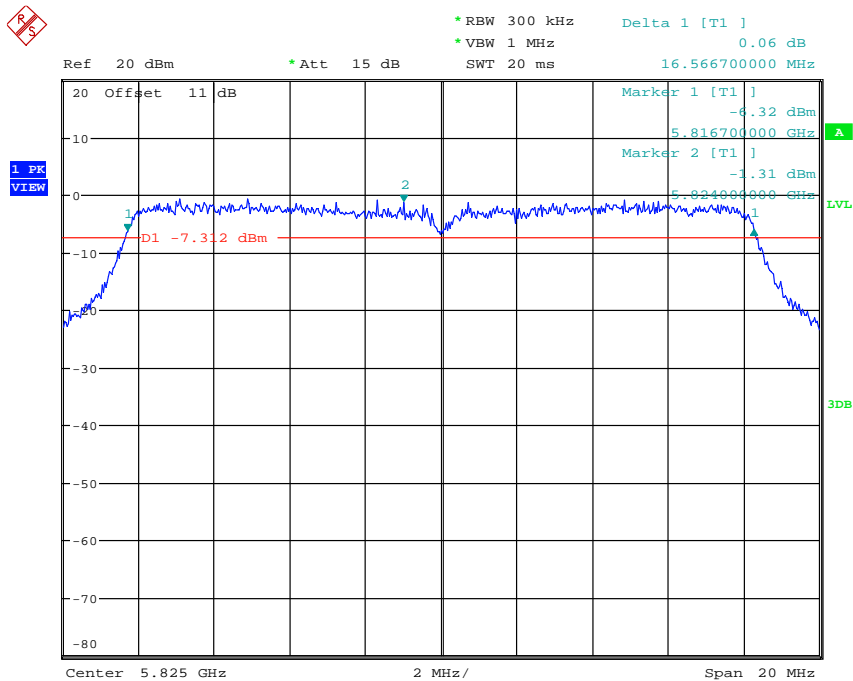


6DB BANDWIDTH 802.11A CH157
Date: 20.MAR.2014 19:29:58



Registration number: W6M21402-13807-C-1

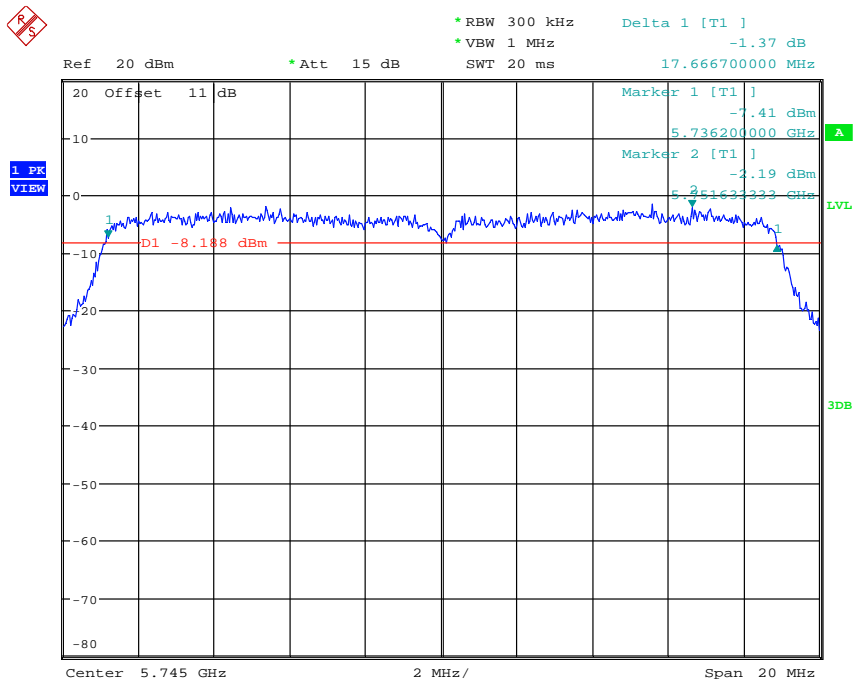
FCC ID: VYTLP8097



6DB BANDWIDTH 802.11A CH165


Date: 20.MAR.2014 19:31:02

Mode B



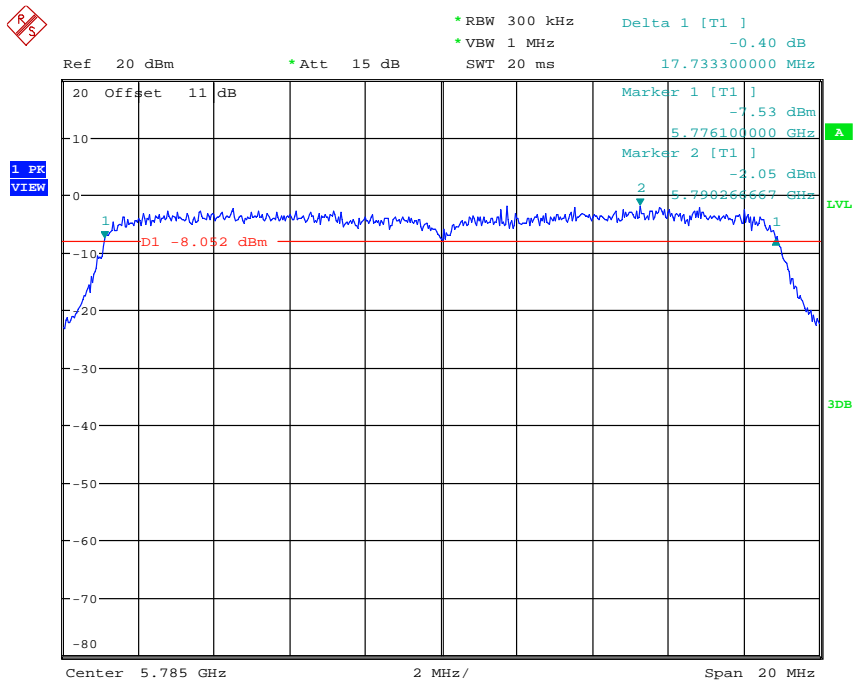
6DB BANDWIDTH 802.11N 20MHZ CH149

Date: 20.MAR.2014 19:38:53



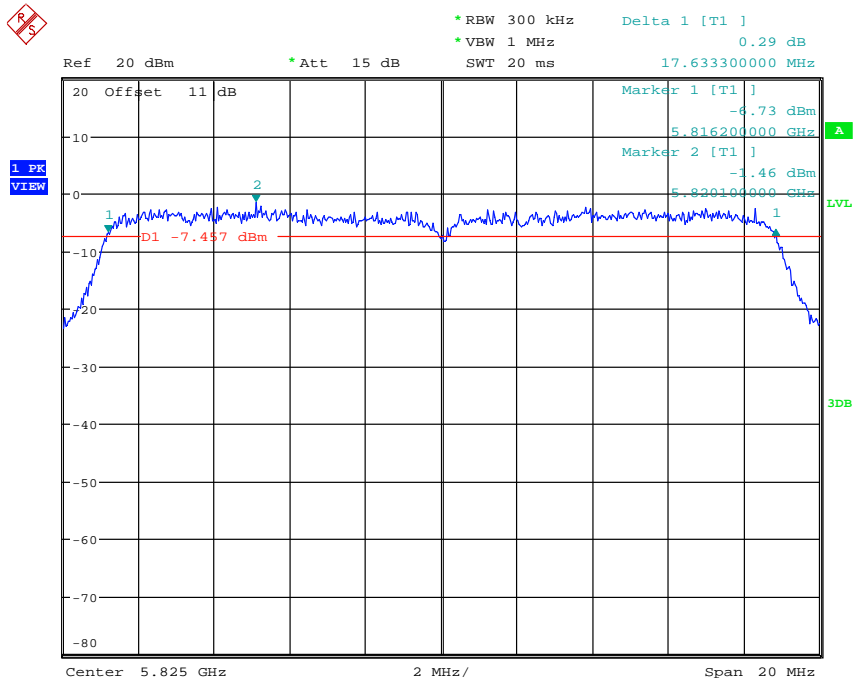
Registration number: W6M21402-13807-C-1

FCC ID: VYTLP8097



6DB BANDWIDTH 802.11N 20MHZ CH157

Date: 20.MAR.2014 19:39:41



6DB BANDWIDTH 802.11N 20MHZ CH165

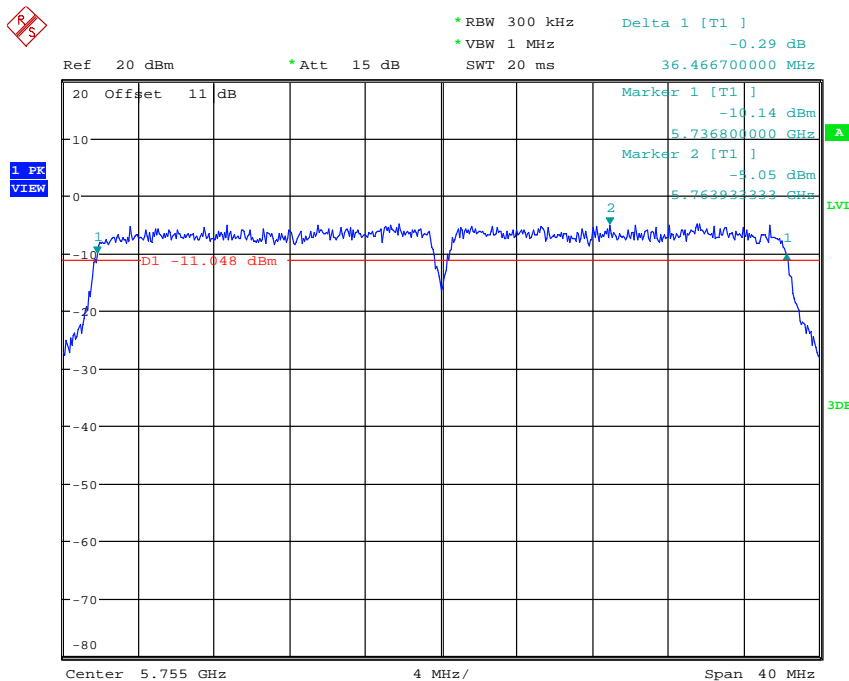
Date: 20.MAR.2014 19:41:04



Registration number: W6M21402-13807-C-1

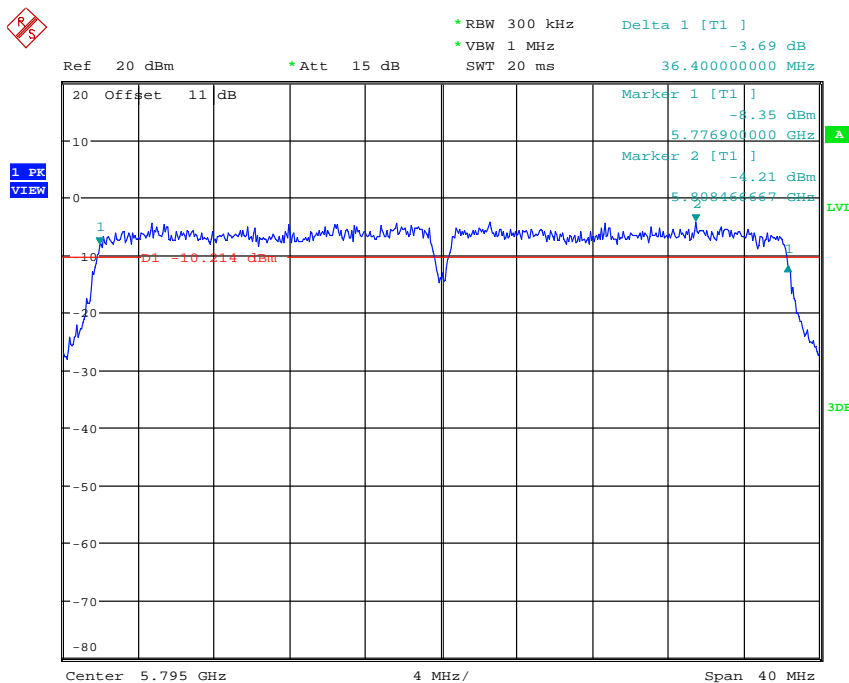
FCC ID: VYTLP8097

Mode C




6DB BANDWIDTH 802.11N 40MHZ CH151

Date: 20.MAR.2014 19:46:18



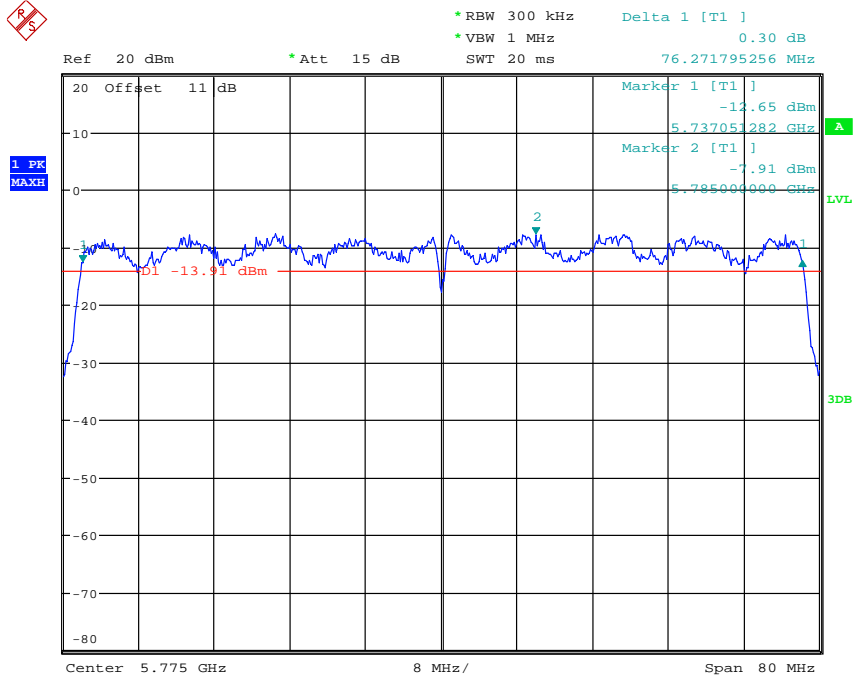
6DB BANDWIDTH 802.11N 40MHZ CH159

Date: 20.MAR.2014 19:47:08



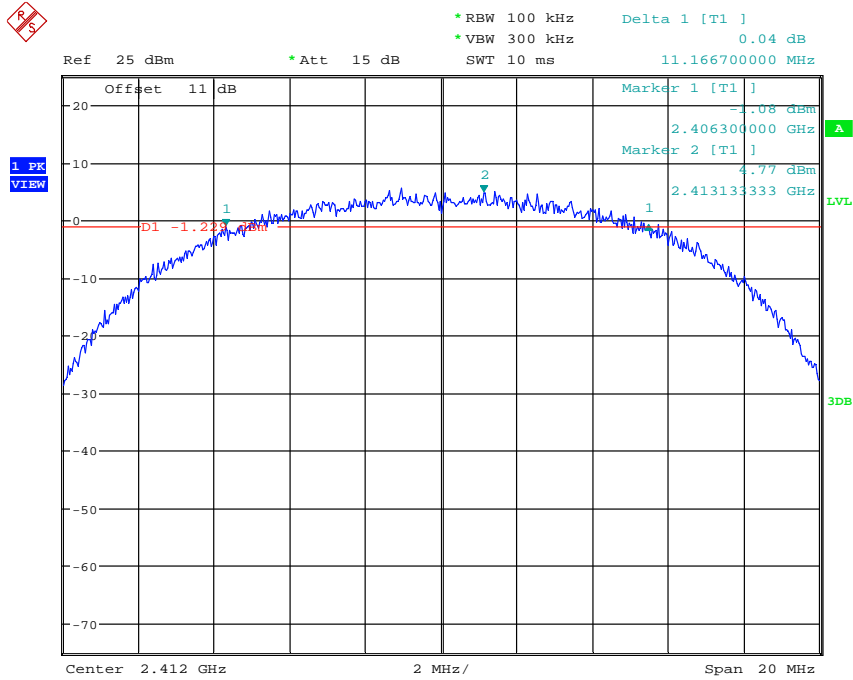
Registration number: W6M21402-13807-C-1
FCC ID: VYTLP8097

Mode D




6DB BANDWIDTH 802.11AC 80MHZ CH155
Date: 20.MAR.2014 20:01:57

Mode E

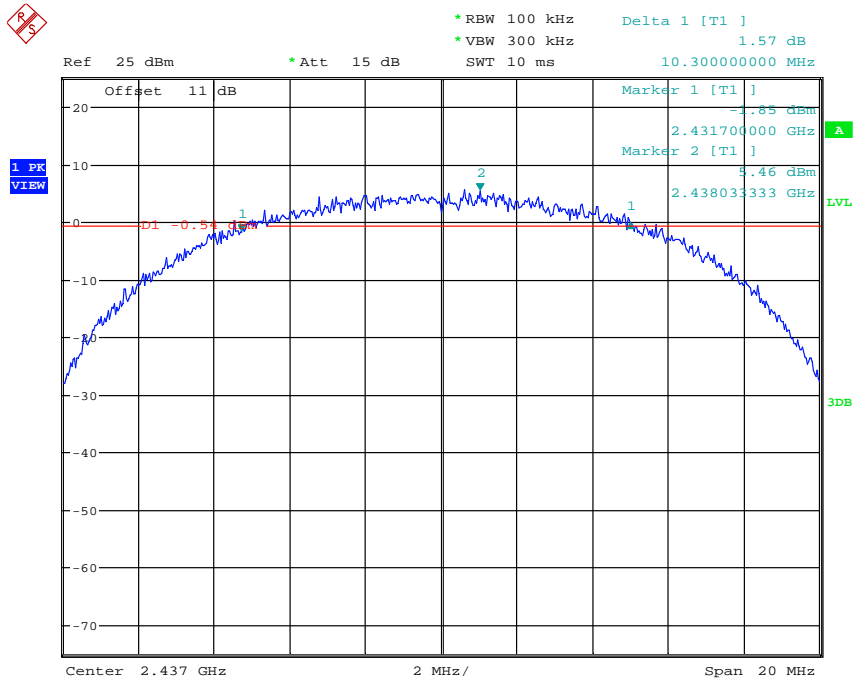


6DB BANDWIDTH 802.11B CH01
Date: 20.MAR.2014 19:16:26



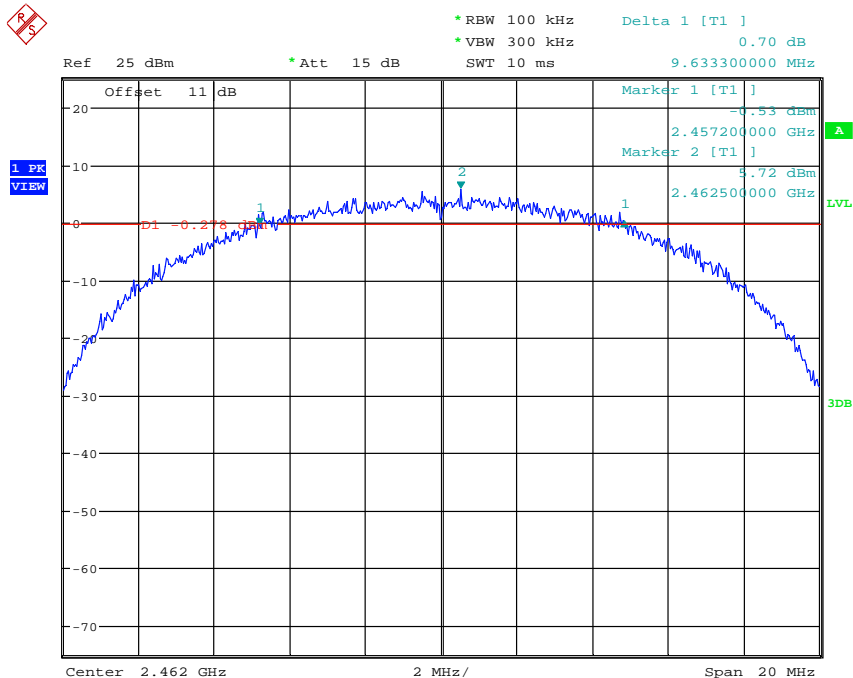
Registration number: W6M21402-13807-C-1

FCC ID: VYTLP8097



6DB BANDWIDTH 802.11B CH06

Date: 20.MAR.2014 19:17:02



6DB BANDWIDTH 802.11B CH11

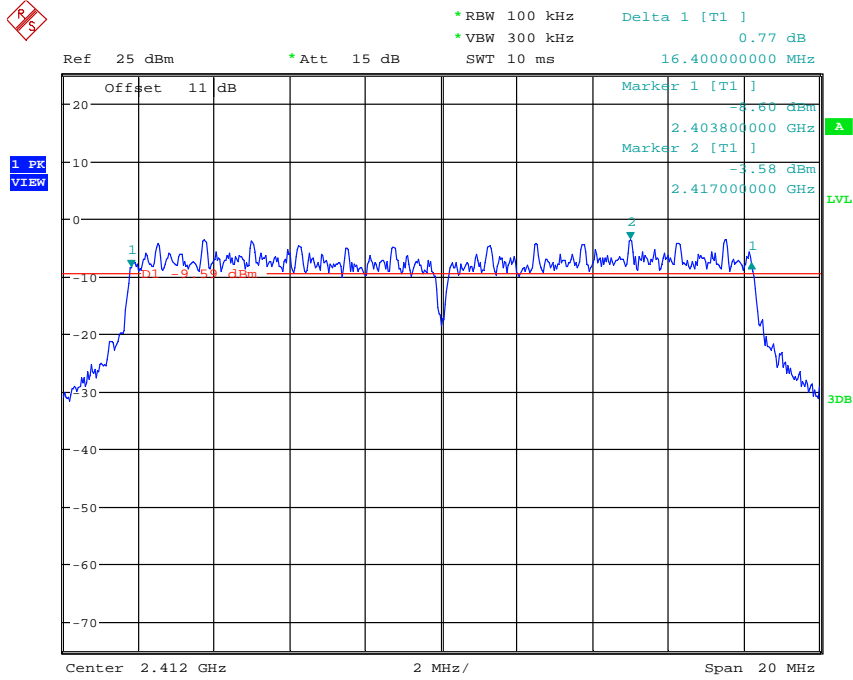
Date: 20.MAR.2014 19:17:33



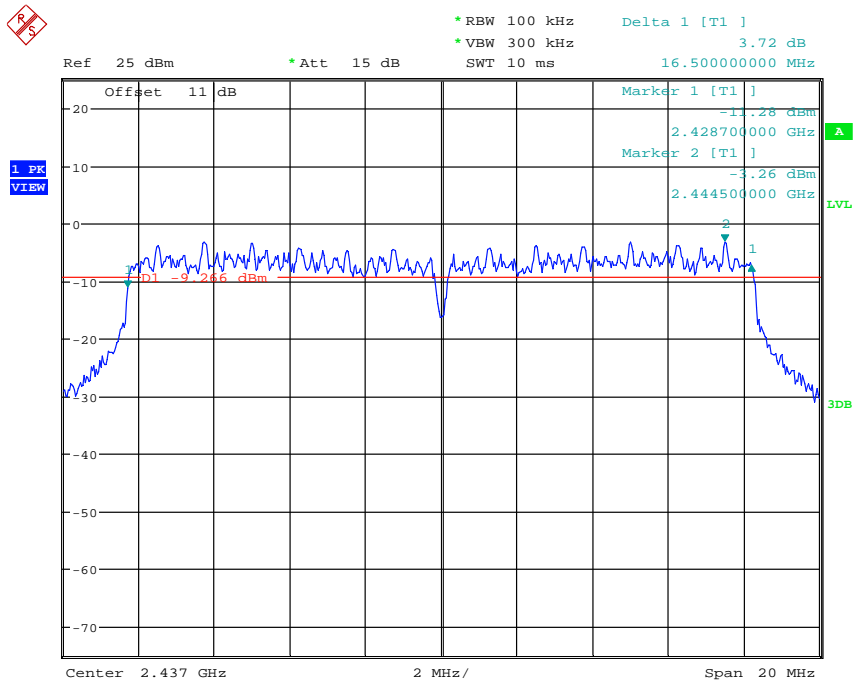
Worldwide Testing Services(Taiwan) Co., Ltd.

Registration number: W6M21402-13807-C-1
FCC ID: VYTLP8097

Mode F



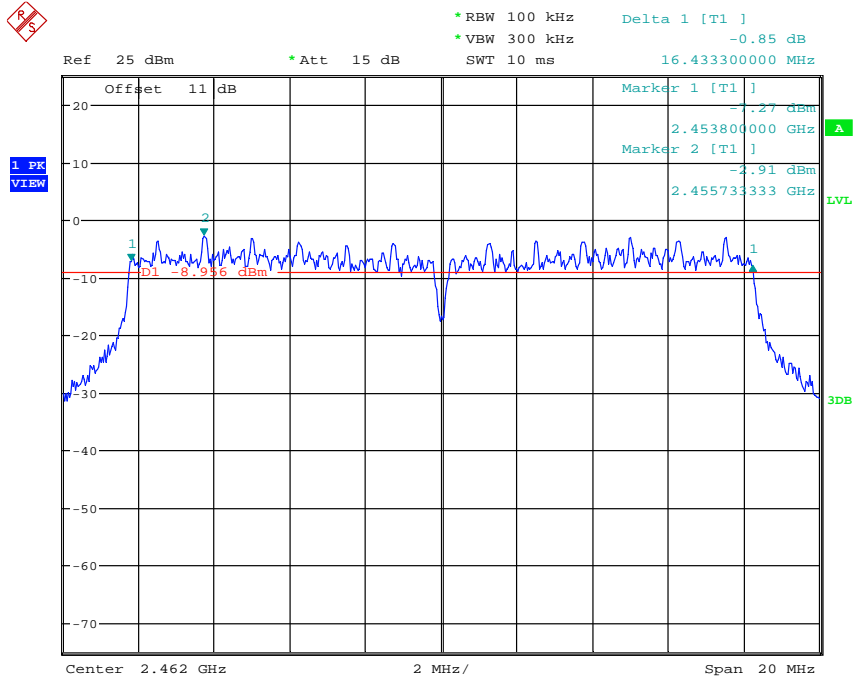
6DB BANDWIDTH 802.11G CH01
Date: 20.MAR.2014 19:10:26



6DB BANDWIDTH 802.11G CH06
Date: 20.MAR.2014 19:11:21

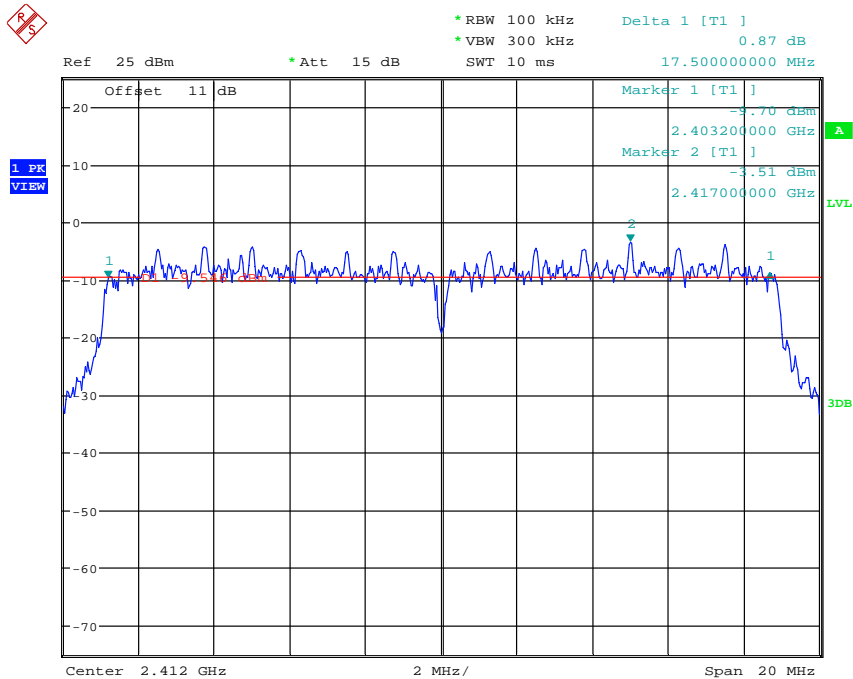


Registration number: W6M21402-13807-C-1
FCC ID: VYTLP8097




6DB BANDWIDTH 802.11G CH11
Date: 20.MAR.2014 19:12:25

Mode G

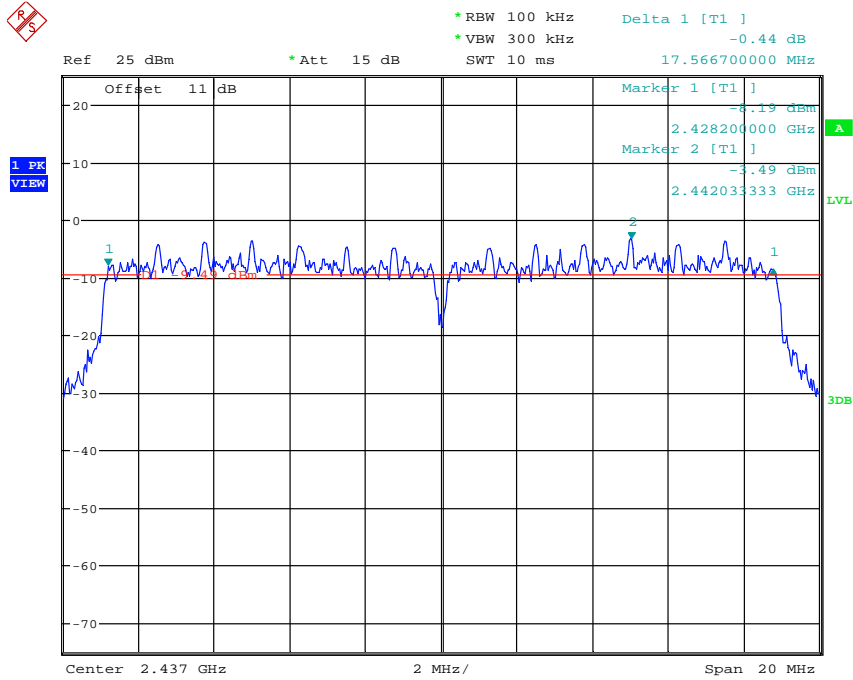


6DB BANDWIDTH 802.11N 20MHZ CH01
Date: 20.MAR.2014 19:07:40



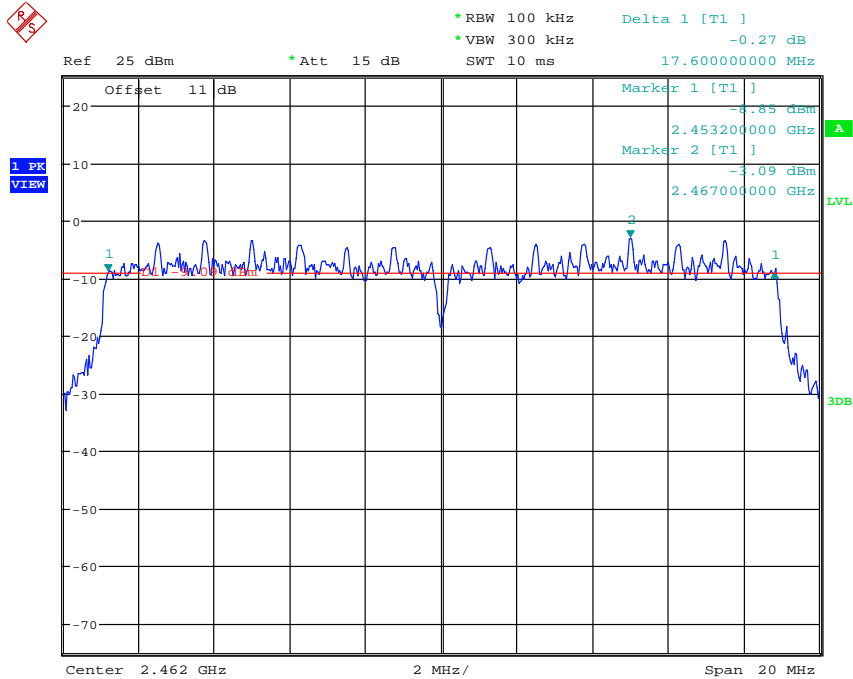
Worldwide Testing Services(Taiwan) Co., Ltd.

Registration number: W6M21402-13807-C-1
FCC ID: VYTLP8097



6DB BANDWIDTH 802.11N 20MHZ CH06

Date: 20.MAR.2014 19:08:23



6DB BANDWIDTH 802.11N 20MHZ CH11

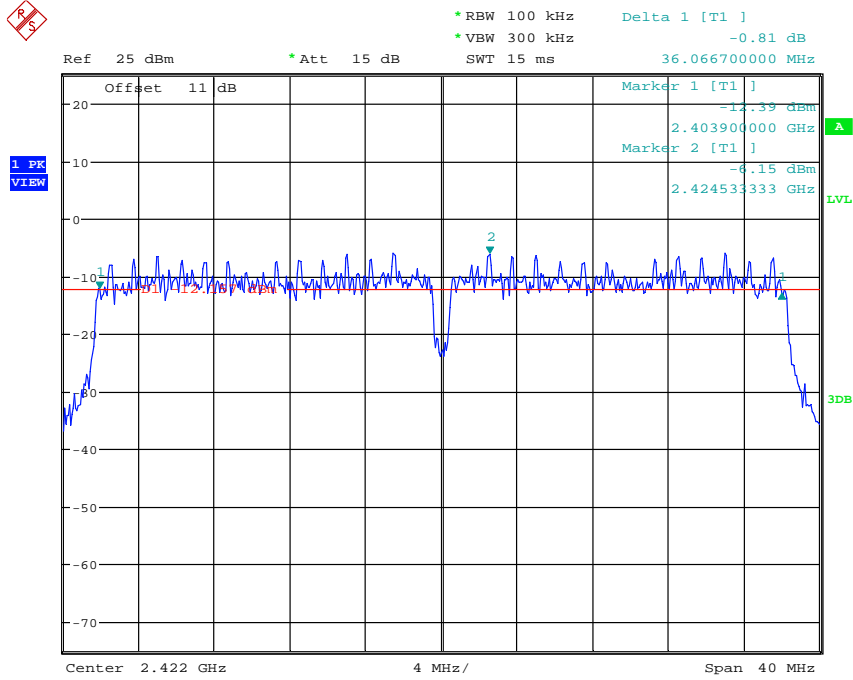
Date: 20.MAR.2014 19:08:58



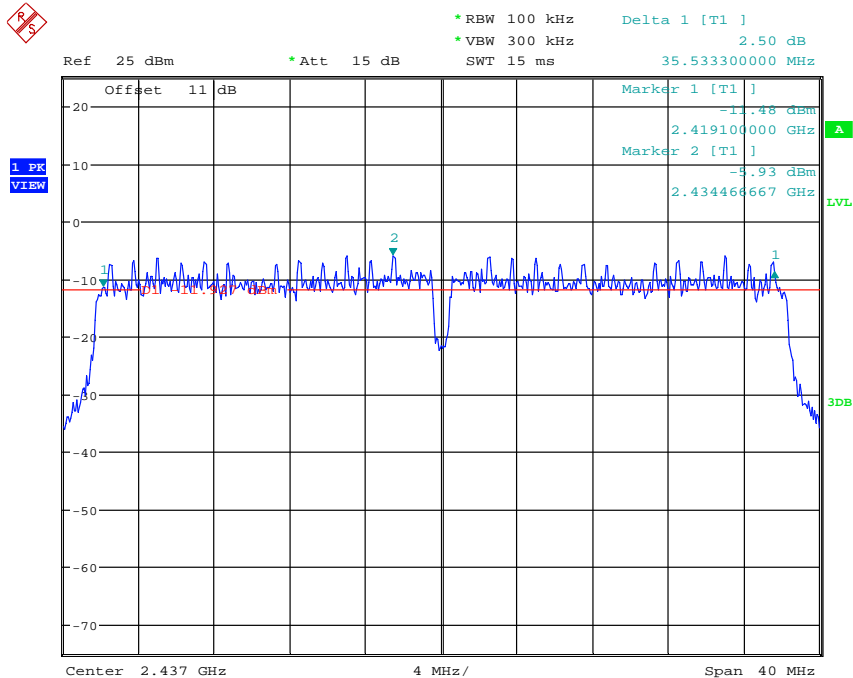
Worldwide Testing Services(Taiwan) Co., Ltd.

Registration number: W6M21402-13807-C-1
FCC ID: VYTLP8097


Mode H



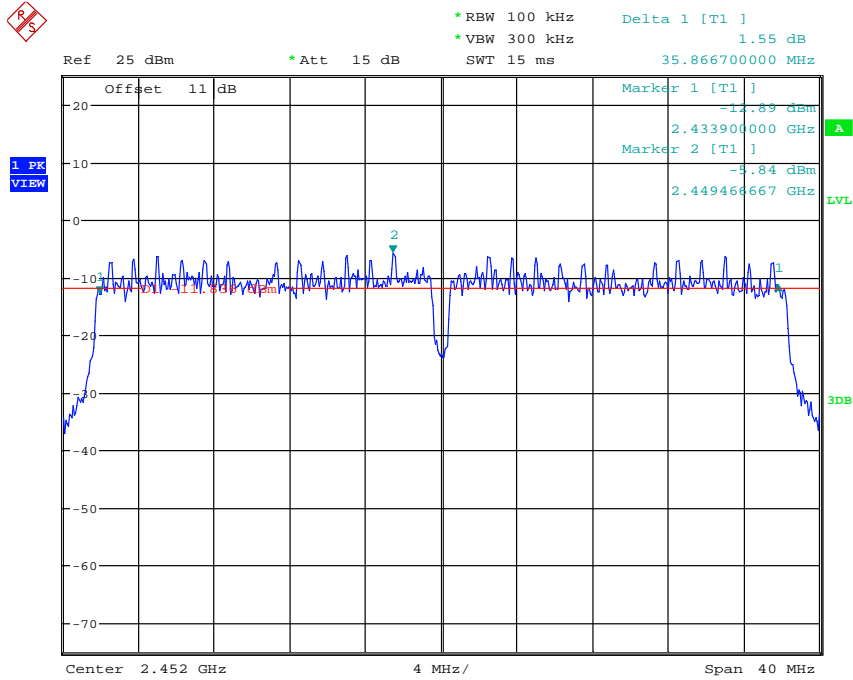
6DB BANDWIDTH 802.11N 40MHZ CH01
Date: 20.MAR.2014 19:04:49



6DB BANDWIDTH 802.11N 40MHZ CH04
Date: 20.MAR.2014 19:05:37



Registration number: W6M21402-13807-C-1
 FCC ID: VYTLP8097



6DB BANDWIDTH 802.11N 40MHZ CH07
 Date: 20.MAR.2014 19:06:23

Limits:

| Frequency Range MHz | Limits |
|------------------------|-------------|
| 902-928 | min 500 kHz |
| 2400-2483.5 | min 500 kHz |
| 5725-5850 | min 500 kHz |

Test equipment used: ETSTW-RE 055, ETSTW-RE 050



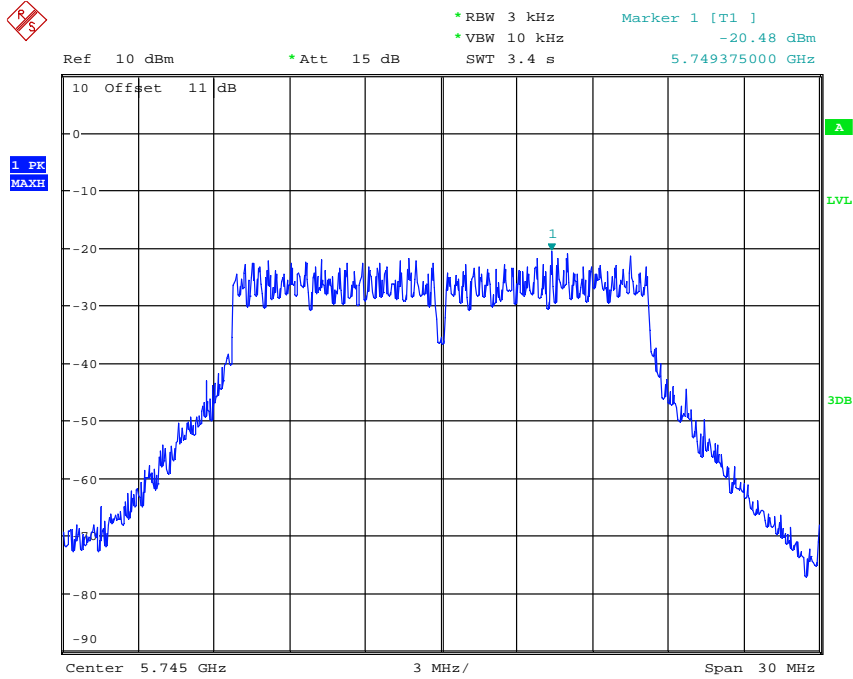
Registration number: W6M21402-13807-C-1
FCC ID: VYTLP8097

3.8 Peak Power Spectral Density

Peak Power Spectral density is a measured at low, middle and high channel.

The peak output power is measured with a measurement bandwidth of 10 MHz and displayed on diagram together with Peak Power Spectral Density result which was measured with a bandwidth of 3 kHz, appreciate frequency span and sweep time.

Antenna A
Mode A

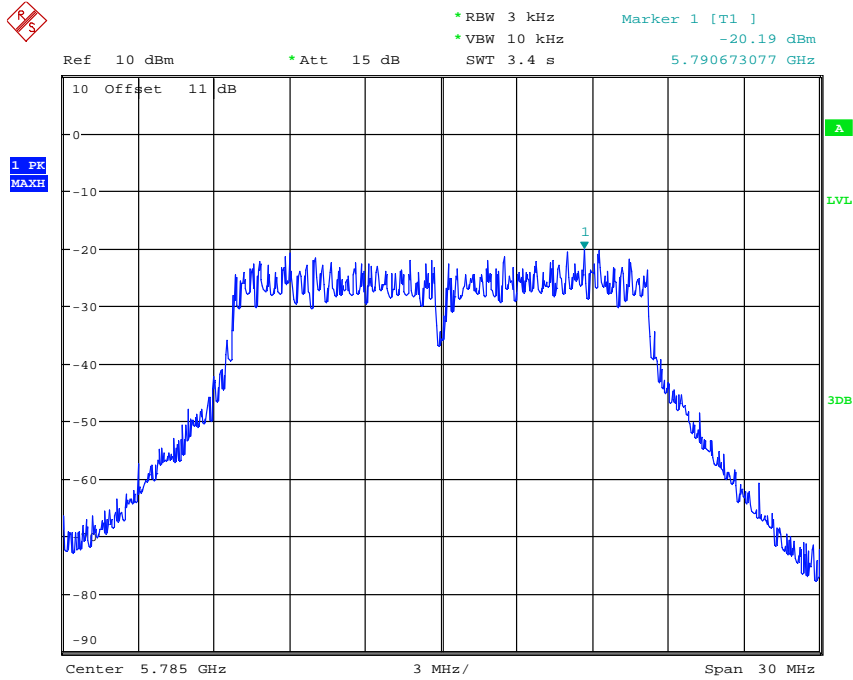


POWER DENSITY 802.11A CH149
Date: 20.MAR.2014 20:21:43

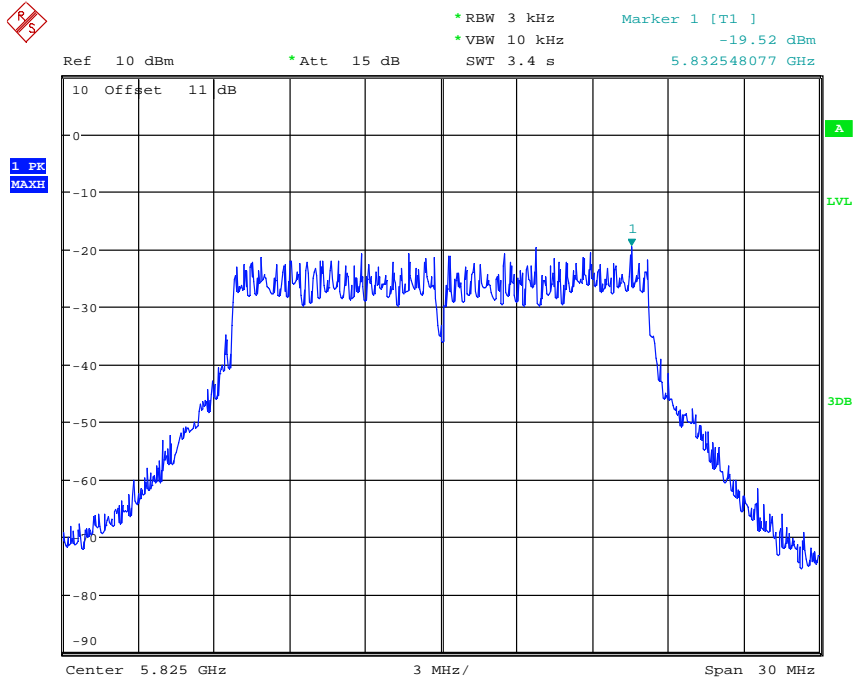


Worldwide Testing Services(Taiwan) Co., Ltd.

Registration number: W6M21402-13807-C-1
FCC ID: VYTLP8097



POWER DENSITY 802.11A CH157
Date: 20.MAR.2014 20:22:49



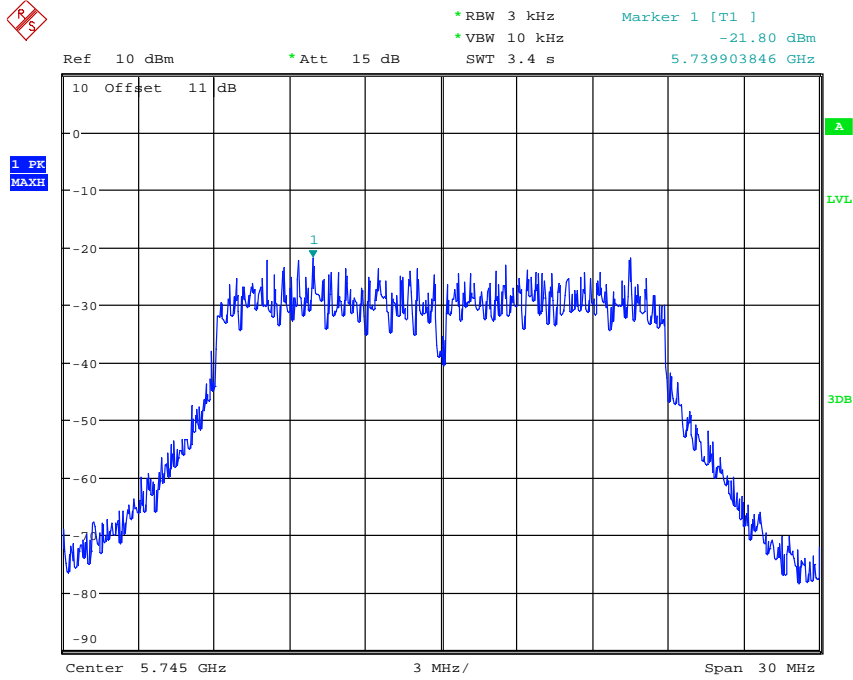
POWER DENSITY 802.11A CH165
Date: 20.MAR.2014 20:24:02



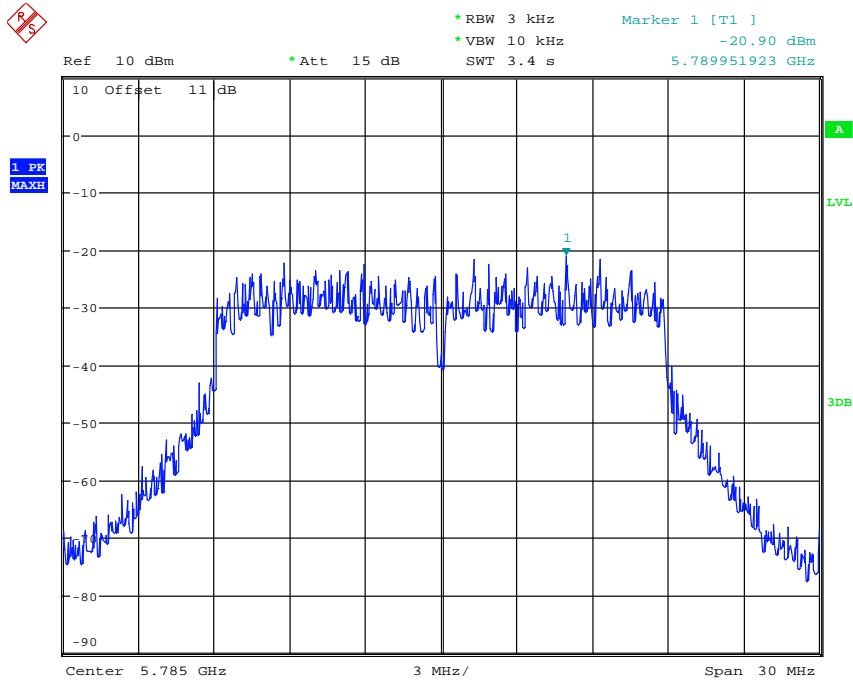
Worldwide Testing Services(Taiwan) Co., Ltd.

Registration number: W6M21402-13807-C-1
FCC ID: VYTLP8097

Mode B



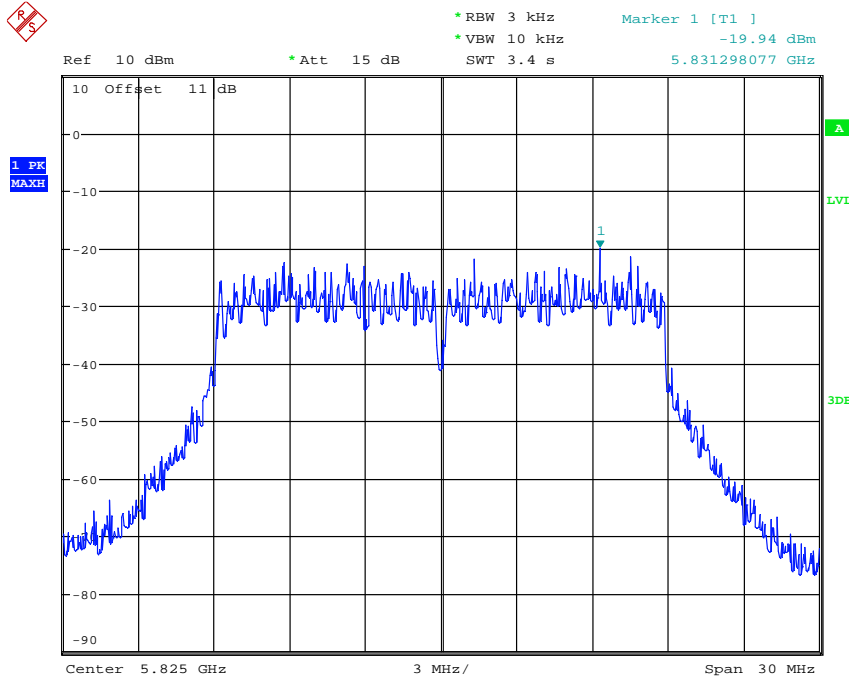
POWER DENSITY 802.11N 20MHZ CH149
Date: 20.MAR.2014 20:26:43



POWER DENSITY 802.11N 20MHZ CH157
Date: 20.MAR.2014 20:27:37

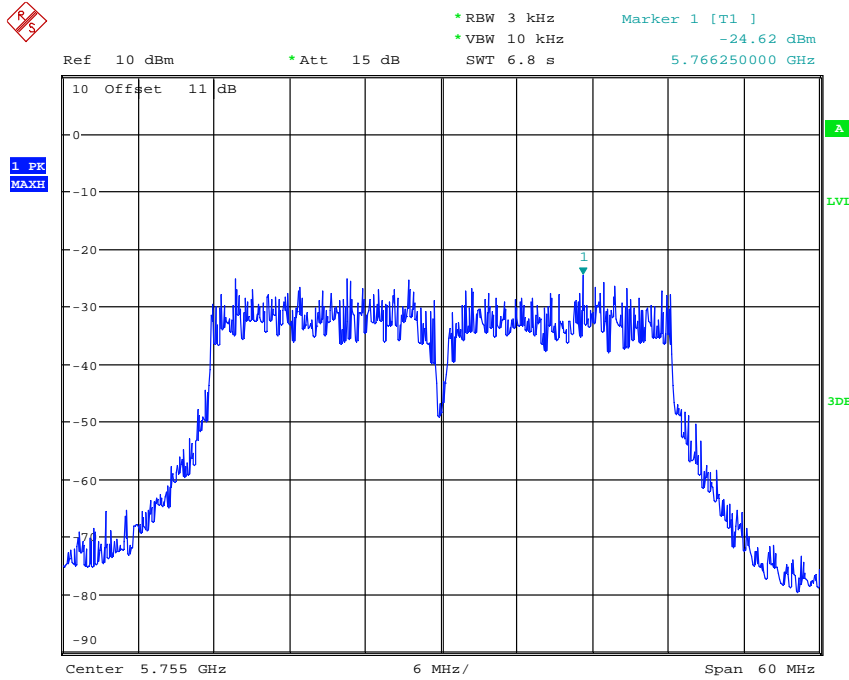


Registration number: W6M21402-13807-C-1
FCC ID: VYTLP8097



POWER DENSITY 802.11N 20MHZ CH165
Date: 20.MAR.2014 20:28:21

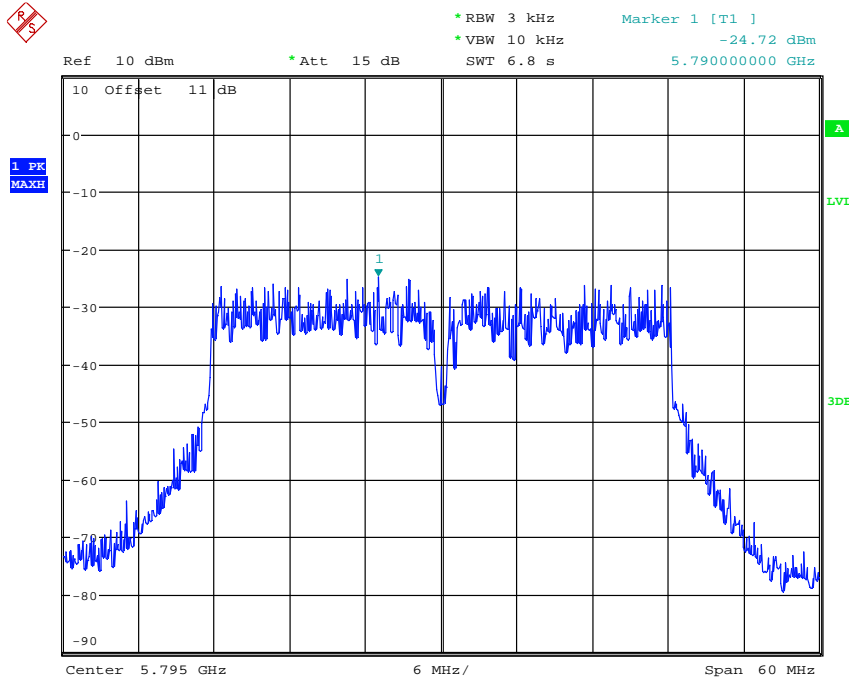
Mode C



POWER DENSITY 802.11N 40MHZ CH151
Date: 20.MAR.2014 20:30:20

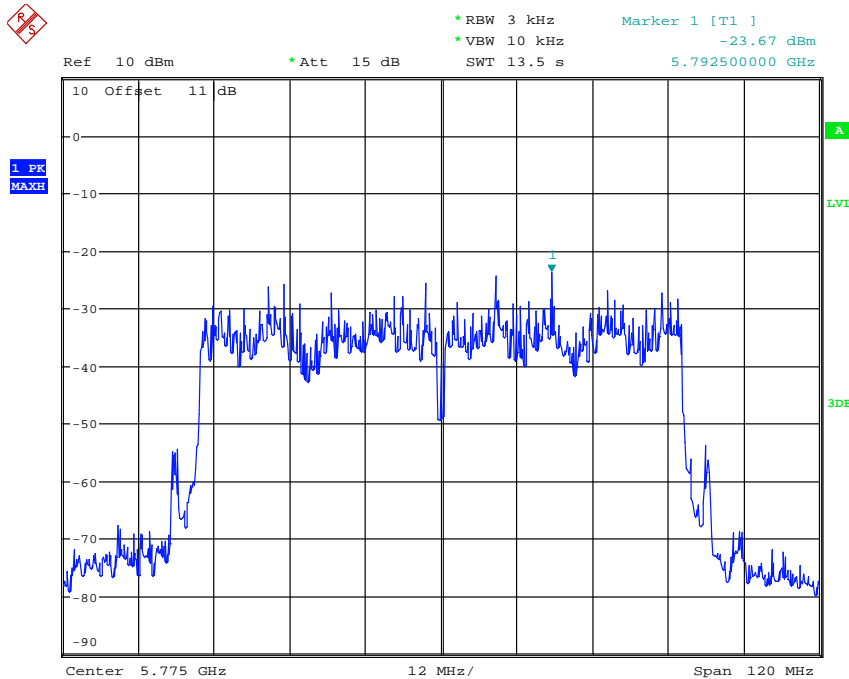


Registration number: W6M21402-13807-C-1
FCC ID: VYTLP8097



POWER DENSITY 802.11N 40MHZ CH159
Date: 20.MAR.2014 20:31:09

Mode D



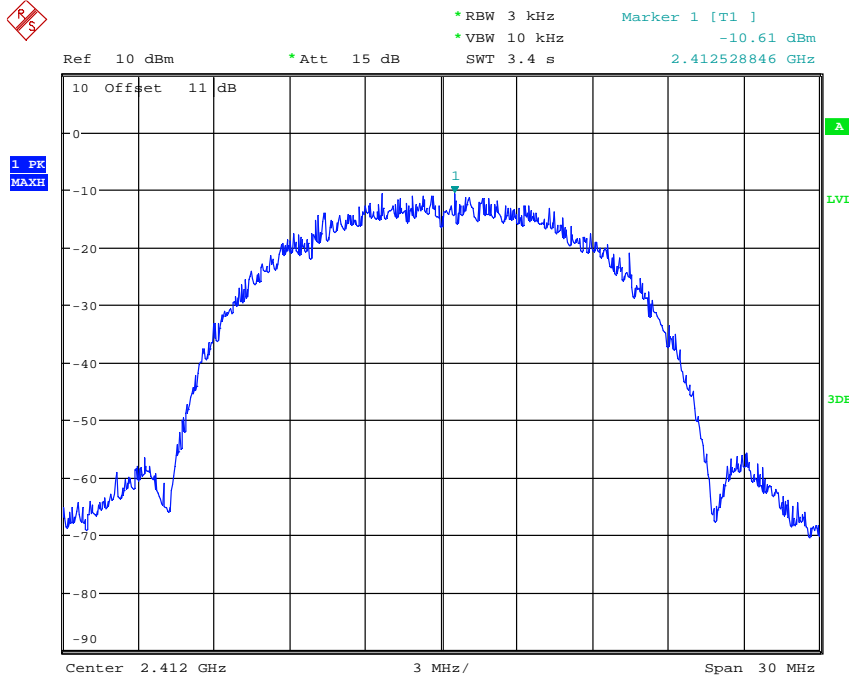
POWER DENSITY 802.11AC 80MHZ CH155
Date: 20.MAR.2014 20:03:31



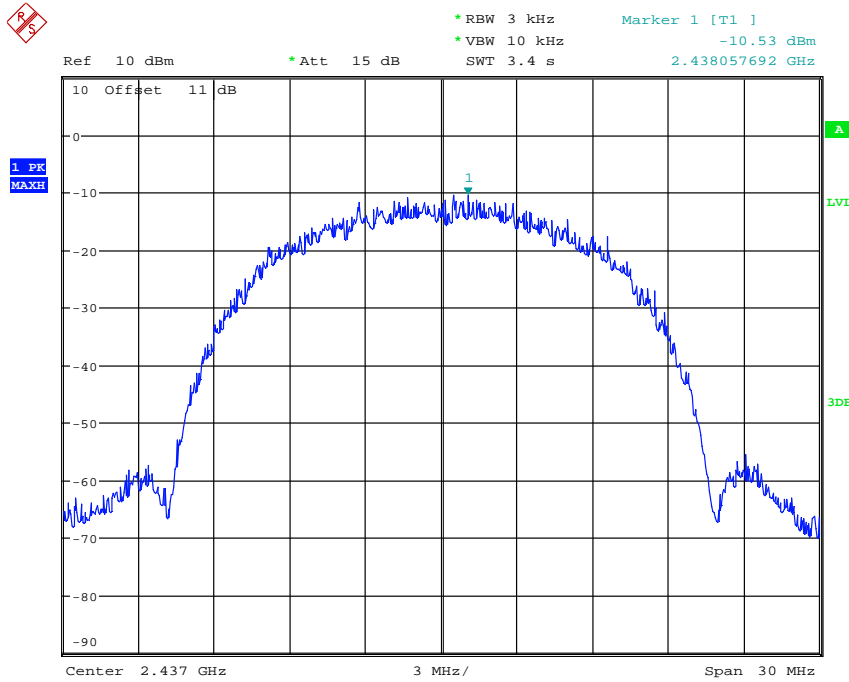
Worldwide Testing Services(Taiwan) Co., Ltd.

Registration number: W6M21402-13807-C-1
FCC ID: VYTLP8097


Mode E



POWER DENSITY 802.11B CH01
Date: 20.MAR.2014 18:39:52

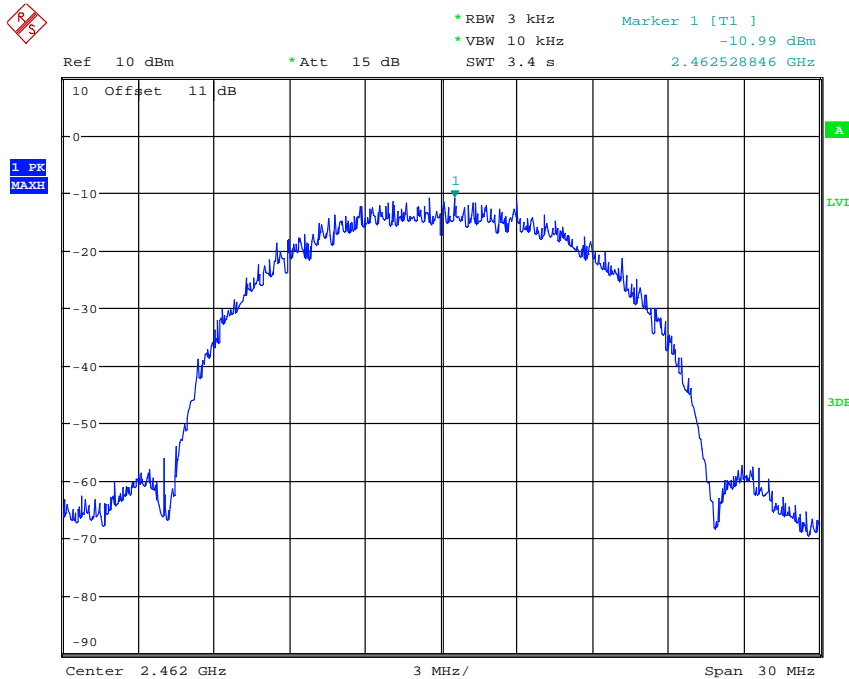


POWER DENSITY 802.11B CH06
Date: 20.MAR.2014 18:40:50



Registration number: W6M21402-13807-C-1

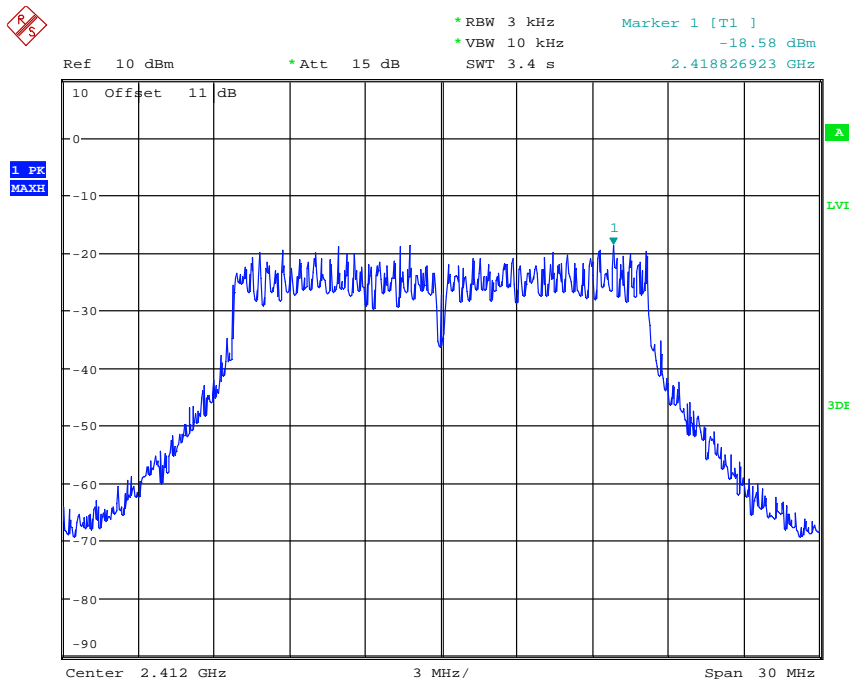
FCC ID: VYTLP8097



POWER DENSITY 802.11B CH11


Date: 20.MAR.2014 18:41:33

Mode F

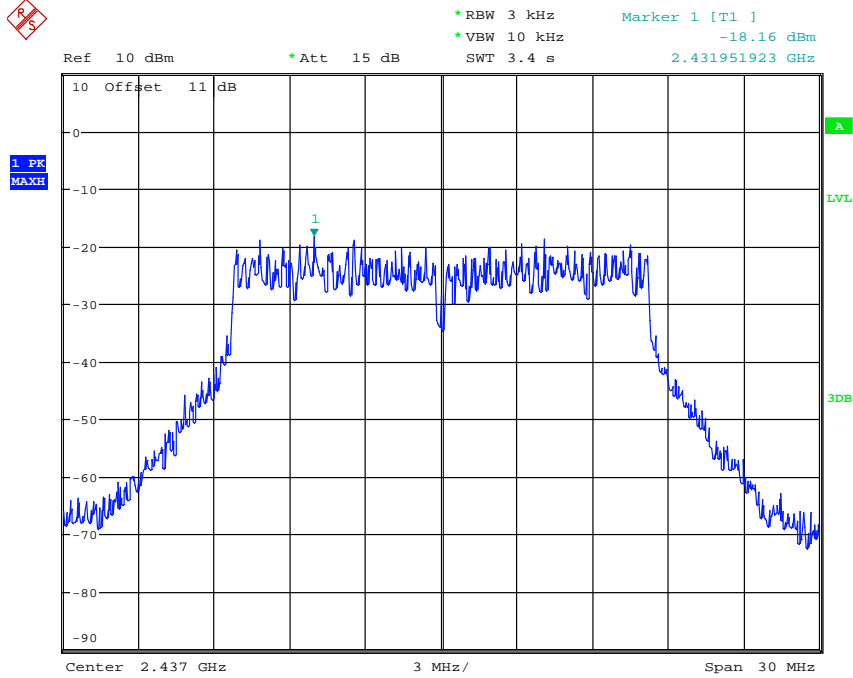


POWER DENSITY 802.11G CH01

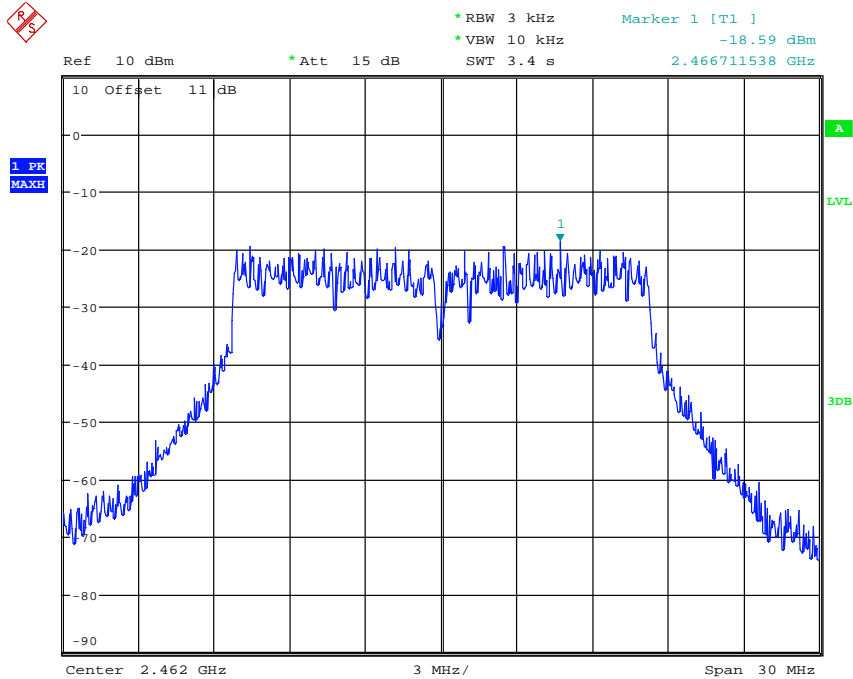
Date: 20.MAR.2014 18:43:18




Registration number: W6M21402-13807-C-1
FCC ID: VYTLP8097



POWER DENSITY 802.11G CH06
Date: 20.MAR.2014 18:44:01

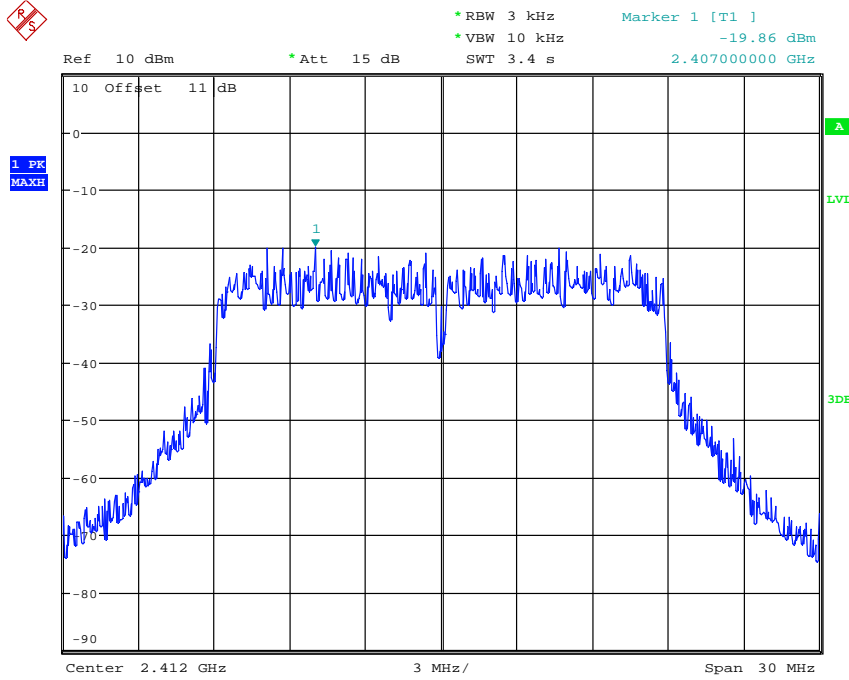


POWER DENSITY 802.11G CH11
Date: 20.MAR.2014 18:44:40

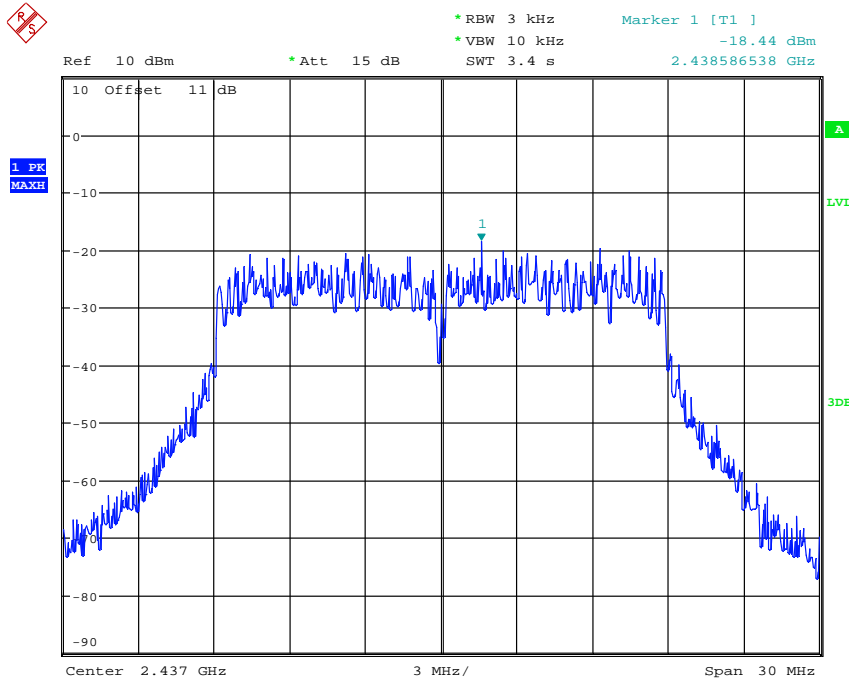


Registration number: W6M21402-13807-C-1
FCC ID: VYTLP8097

Mode G



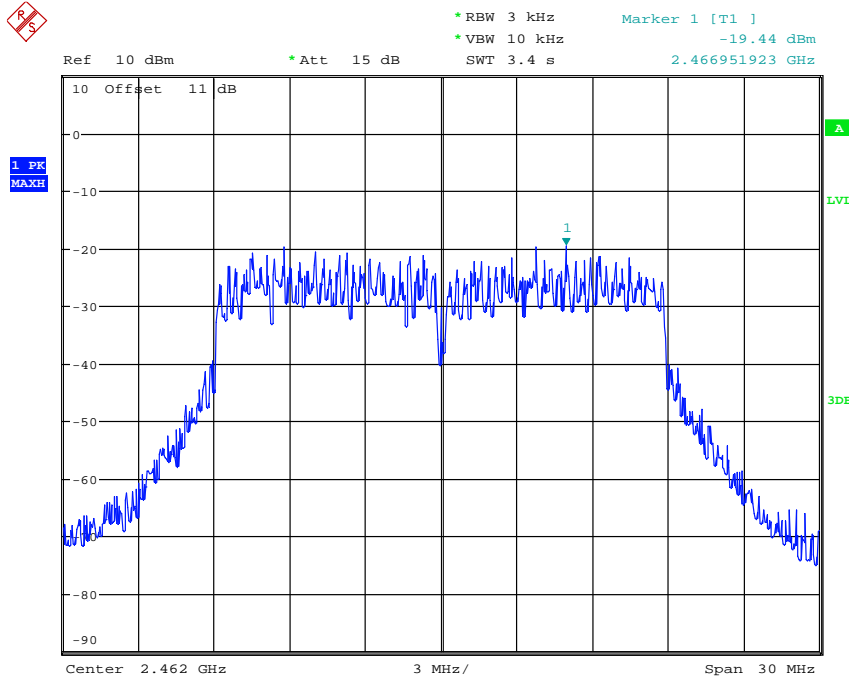
POWER DENSITY 802.11N 20MHZ CH01
Date: 20.MAR.2014 18:55:25



POWER DENSITY 802.11N 20MHZ CH06
Date: 20.MAR.2014 18:56:10

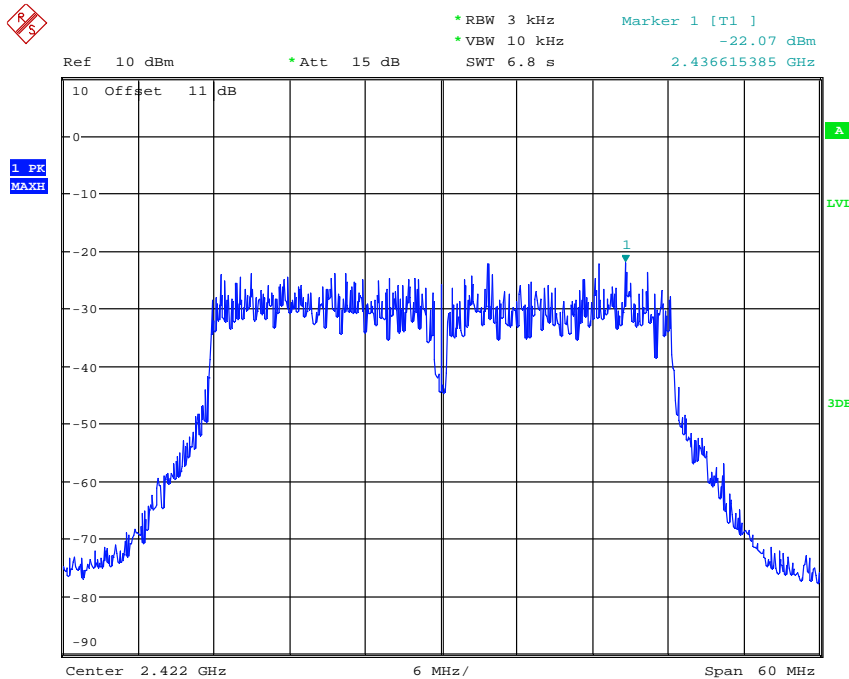


Registration number: W6M21402-13807-C-1
FCC ID: VYTLP8097



POWER DENSITY 802.11N 20MHZ CH11
Date: 20.MAR.2014 18:56:56

Mode H

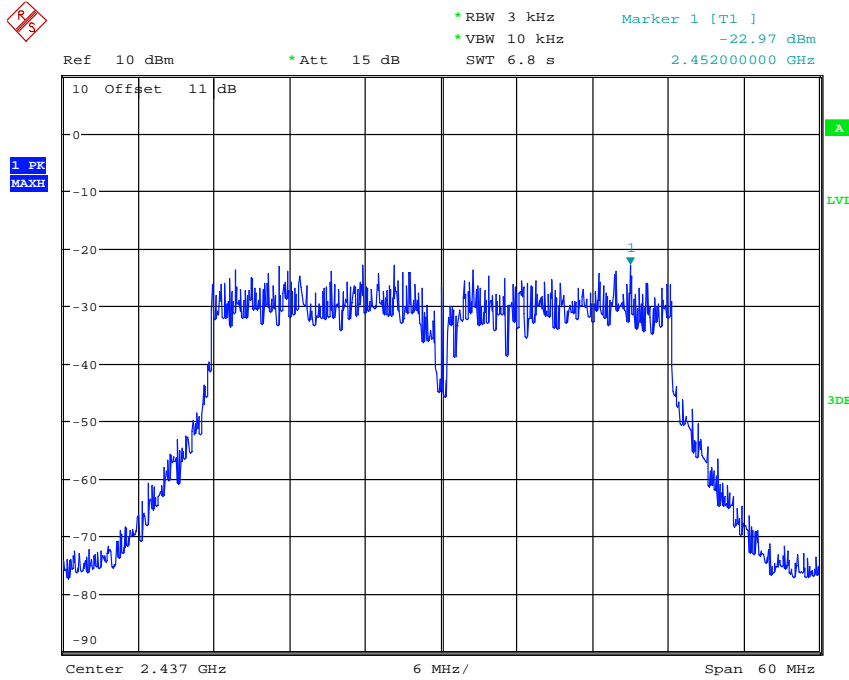


POWER DENSITY 802.11N 40MHZ CH01
Date: 20.MAR.2014 18:59:18



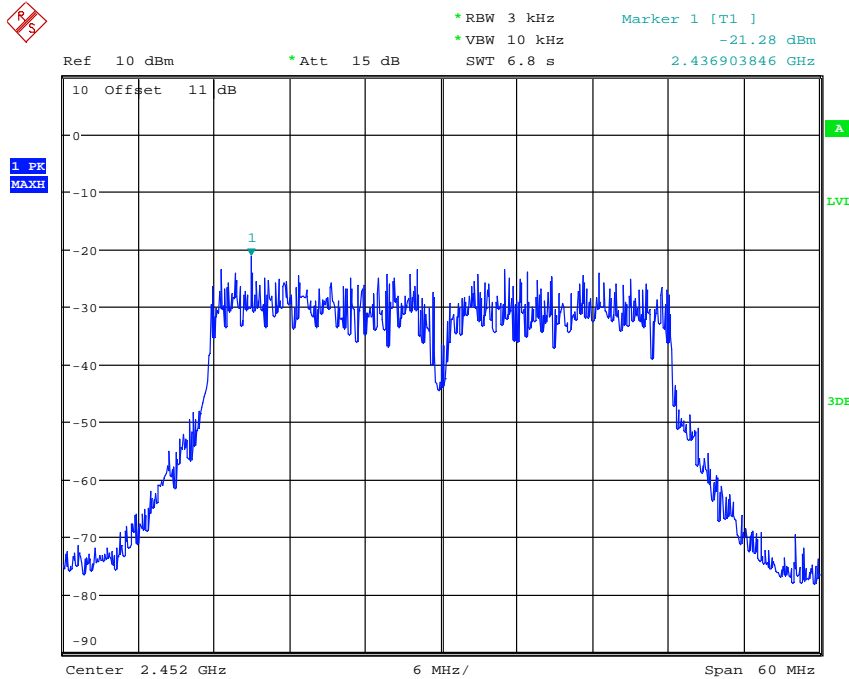
Worldwide Testing Services(Taiwan) Co., Ltd.

Registration number: W6M21402-13807-C-1
FCC ID: VYTLP8097



POWER DENSITY 802.11N 40MHZ CH04

Date: 20.MAR.2014 19:00:29



POWER DENSITY 802.11N 40MHZ CH07

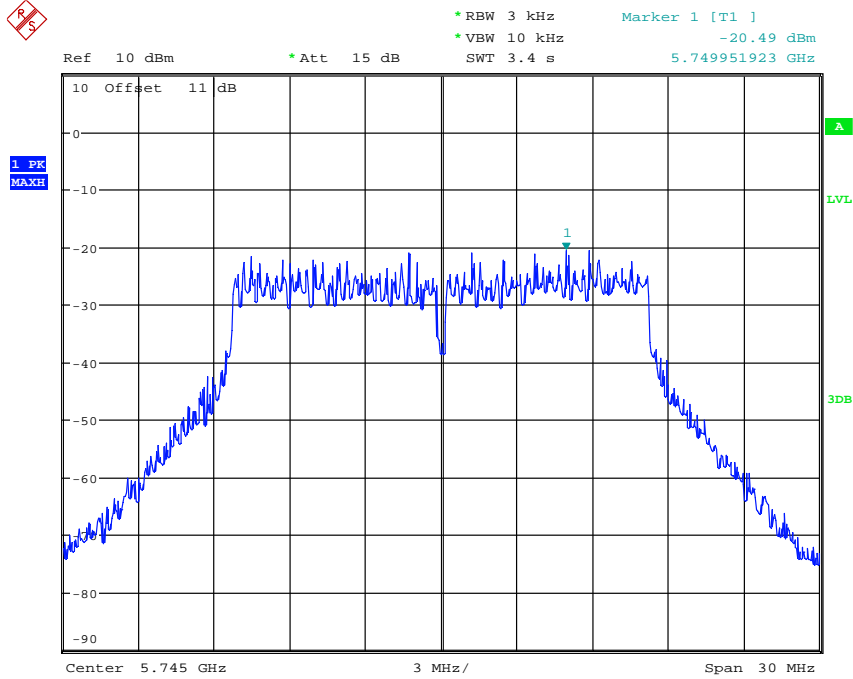
Date: 20.MAR.2014 19:01:12



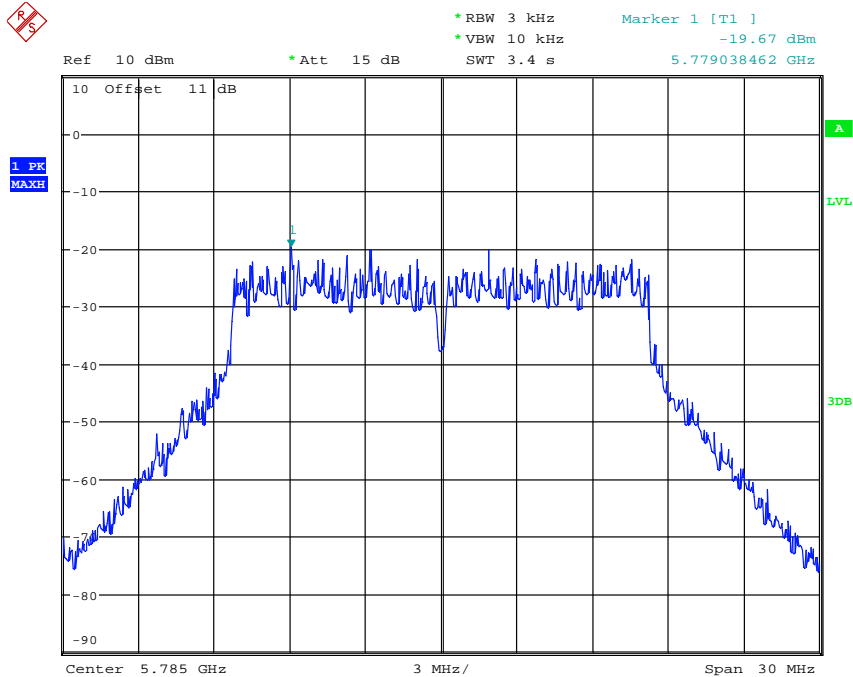
Worldwide Testing Services(Taiwan) Co., Ltd.

Registration number: W6M21402-13807-C-1
FCC ID: VYTLP8097

Antenna B
Mode A



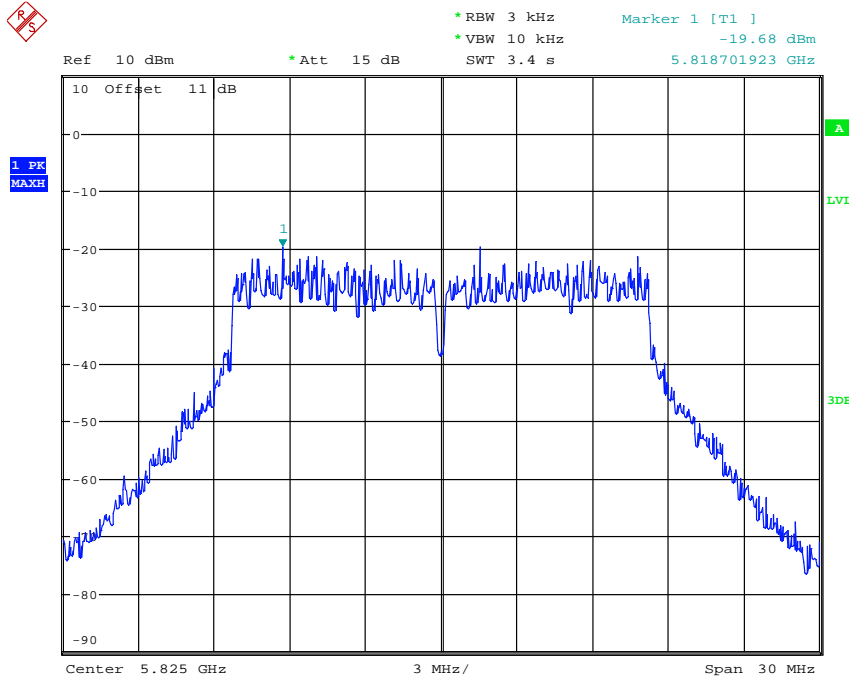
POWER DENSITY 802.11A CH149
Date: 20.MAR.2014 19:29:12



POWER DENSITY 802.11A CH157
Date: 20.MAR.2014 19:30:07

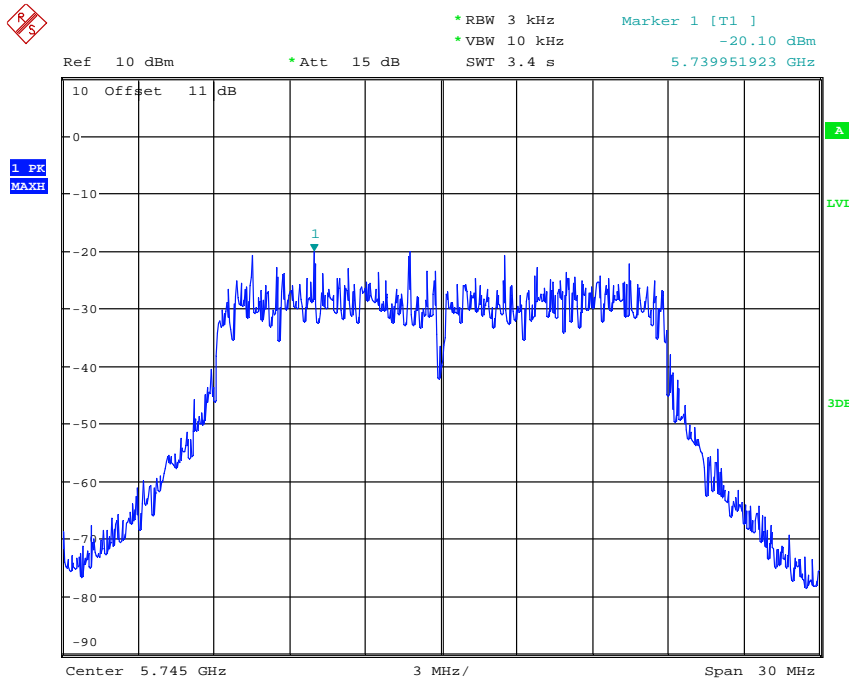


Registration number: W6M21402-13807-C-1
FCC ID: VYTLP8097




POWER DENSITY 802.11A CH165
Date: 20.MAR.2014 19:31:10

Mode B

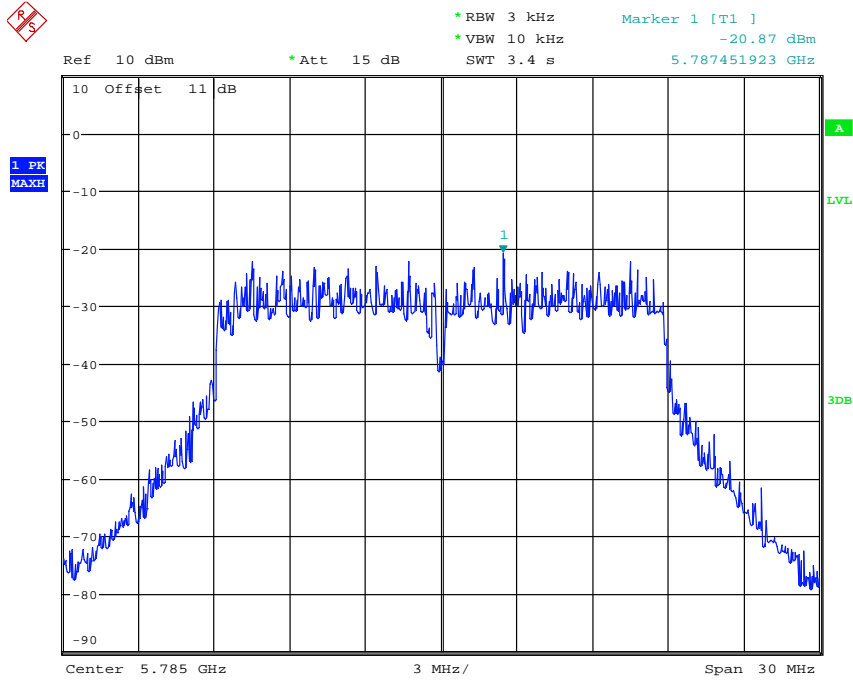


POWER DENSITY 802.11N 20MHZ CH149
Date: 20.MAR.2014 19:39:02

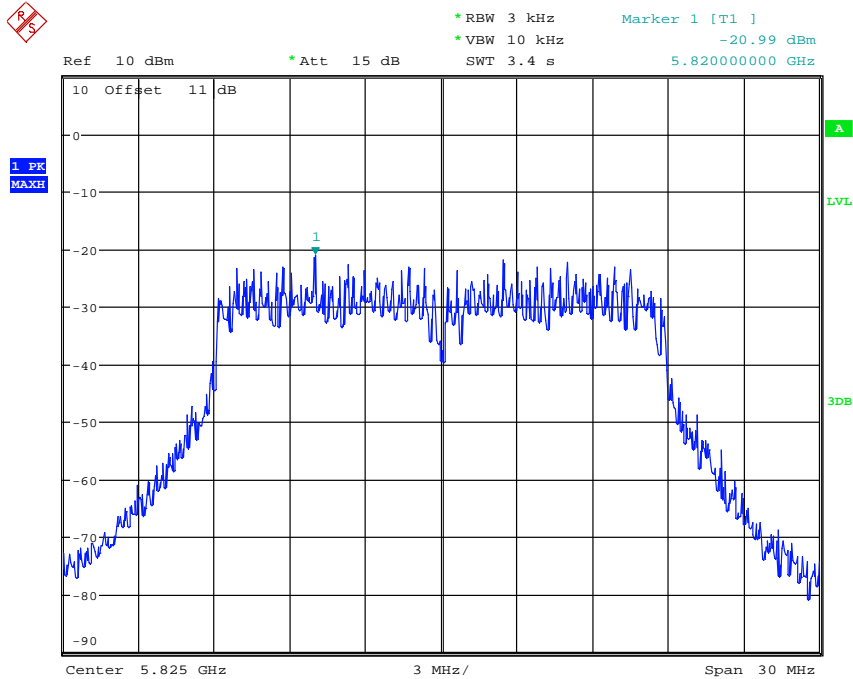


Worldwide Testing Services(Taiwan) Co., Ltd.

Registration number: W6M21402-13807-C-1
FCC ID: VYTLP8097



POWER DENSITY 802.11N 20MHZ CH157
Date: 20.MAR.2014 19:39:50



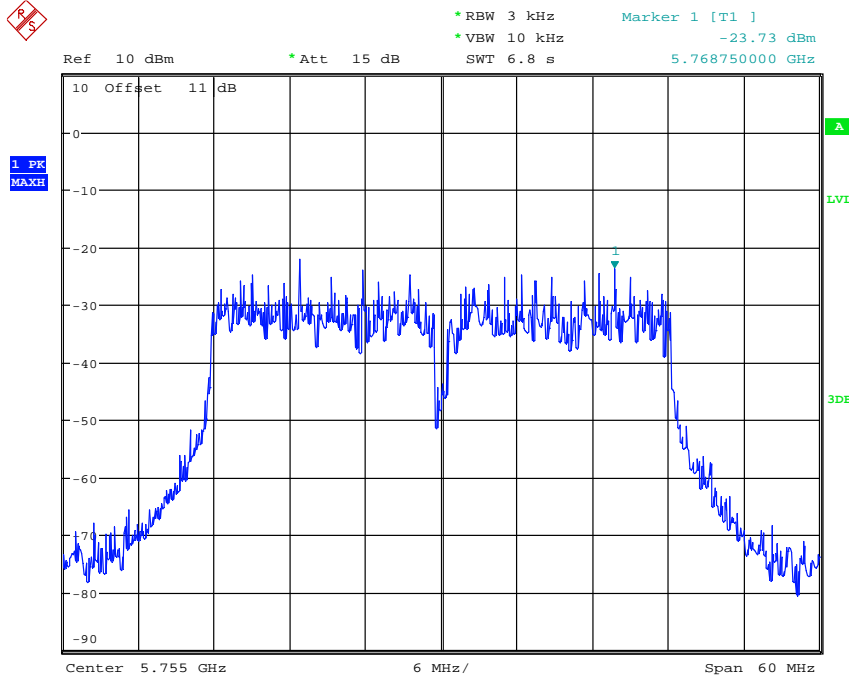
POWER DENSITY 802.11N 20MHZ CH165
Date: 20.MAR.2014 19:41:13



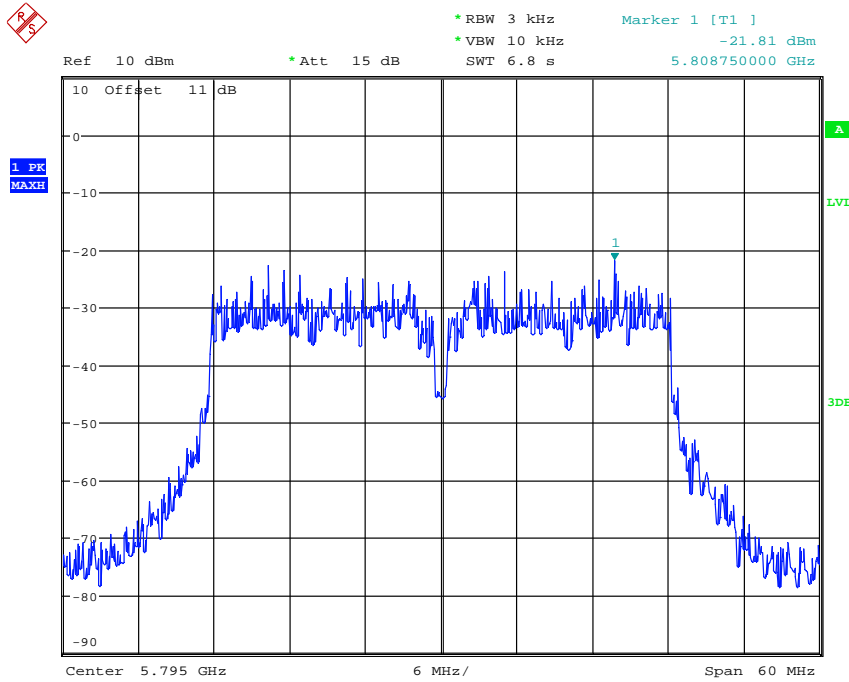
Worldwide Testing Services(Taiwan) Co., Ltd.

Registration number: W6M21402-13807-C-1
FCC ID: VYTLP8097

Mode C



POWER DENSITY 802.11N 40MHZ CH151
Date: 20.MAR.2014 19:46:30

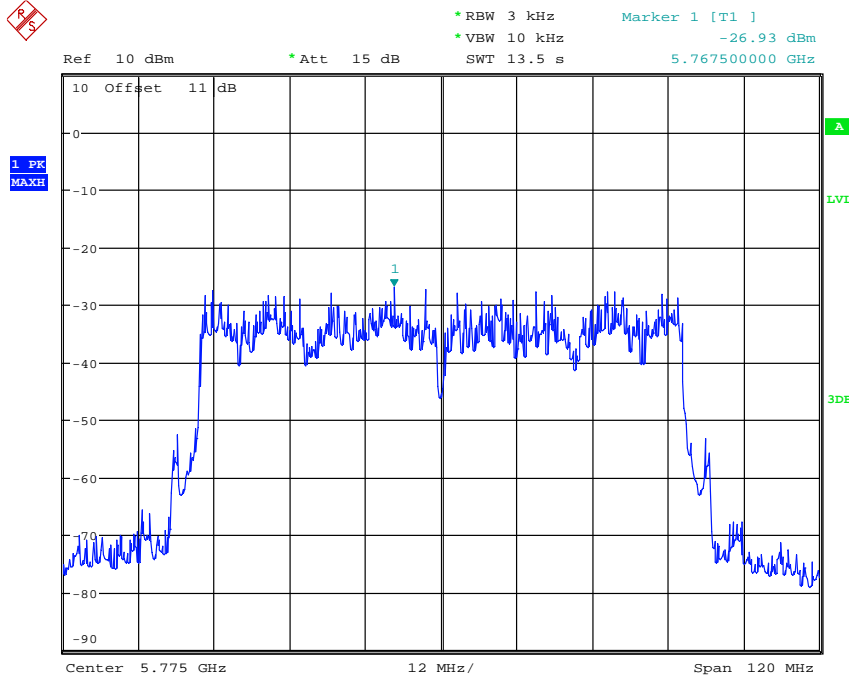


POWER DENSITY 802.11N 40MHZ CH159
Date: 20.MAR.2014 19:47:21



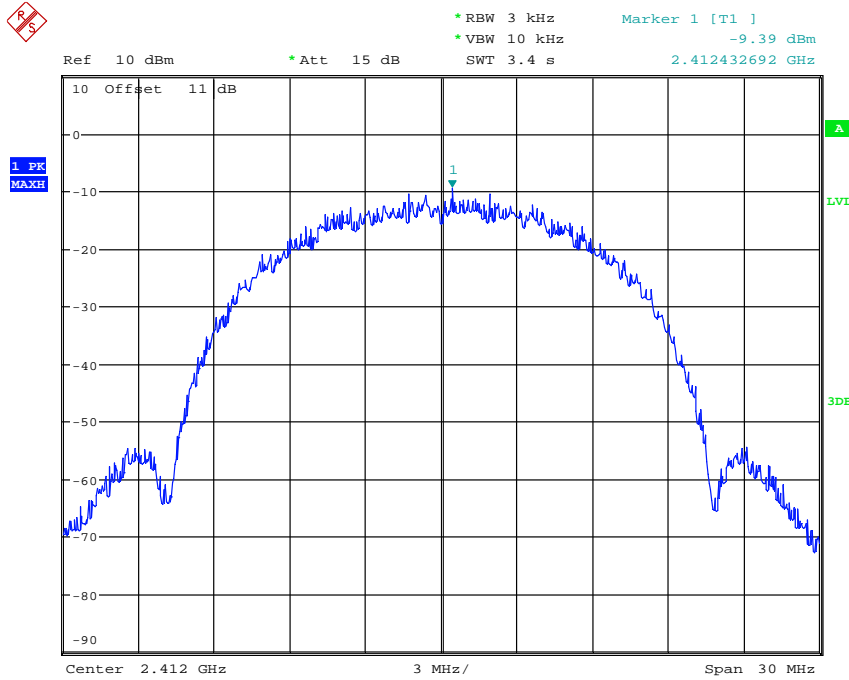
Registration number: W6M21402-13807-C-1
FCC ID: VYTLP8097

Mode D




POWER DENSITY 802.11AC 80MHZ CH155
Date: 20.MAR.2014 20:04:18

Mode E

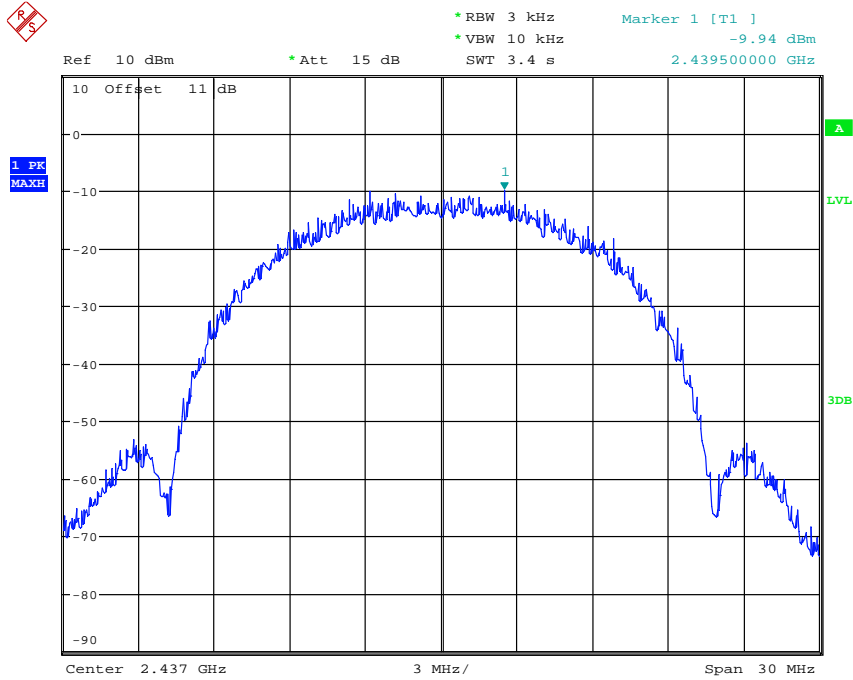


POWER DENSITY 802.11B CH01
Date: 20.MAR.2014 19:16:34

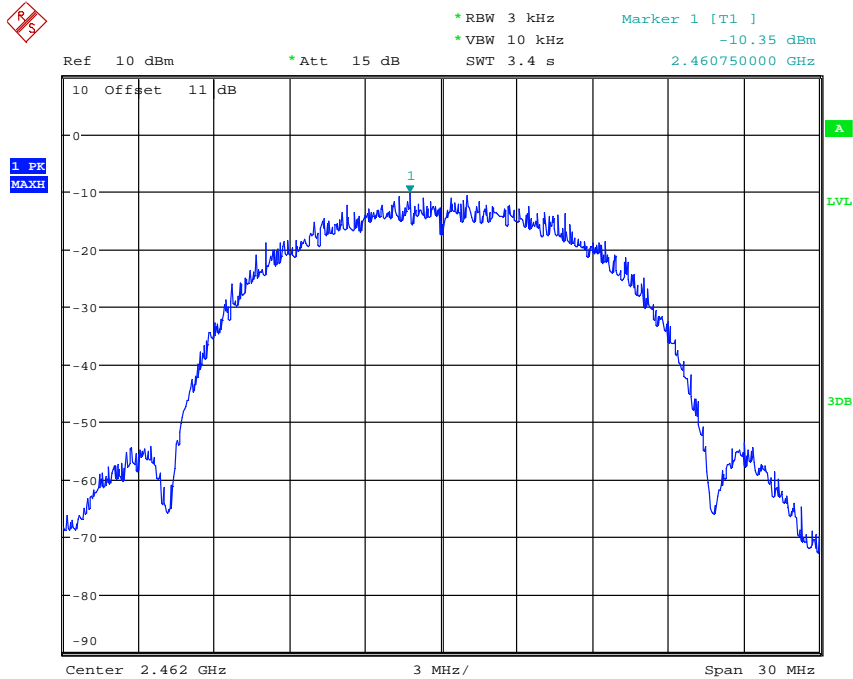


Worldwide Testing Services(Taiwan) Co., Ltd.


Registration number: W6M21402-13807-C-1
FCC ID: VYTLP8097



POWER DENSITY 802.11B CH06
Date: 20.MAR.2014 19:17:10

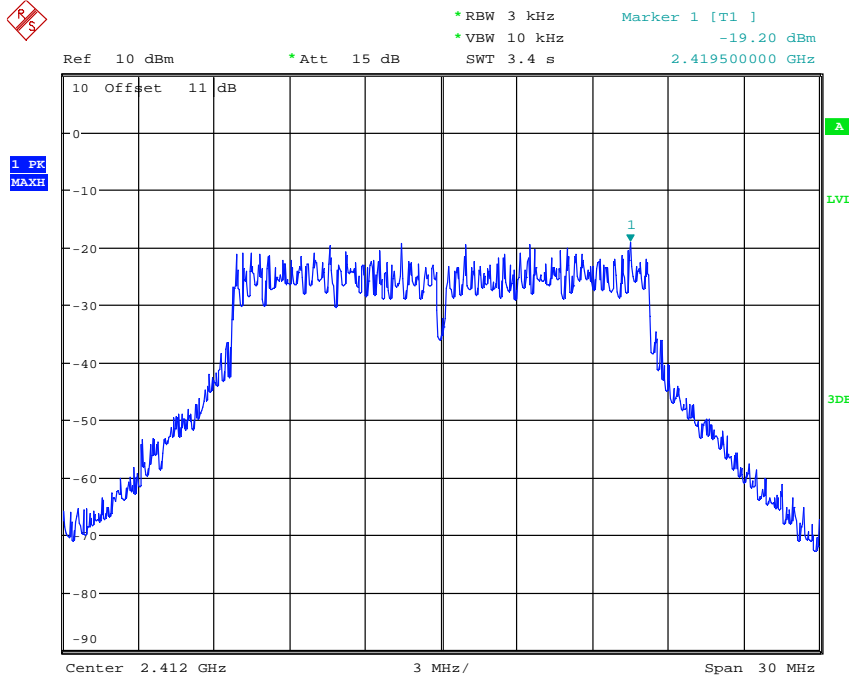


POWER DENSITY 802.11B CH11
Date: 20.MAR.2014 19:17:42

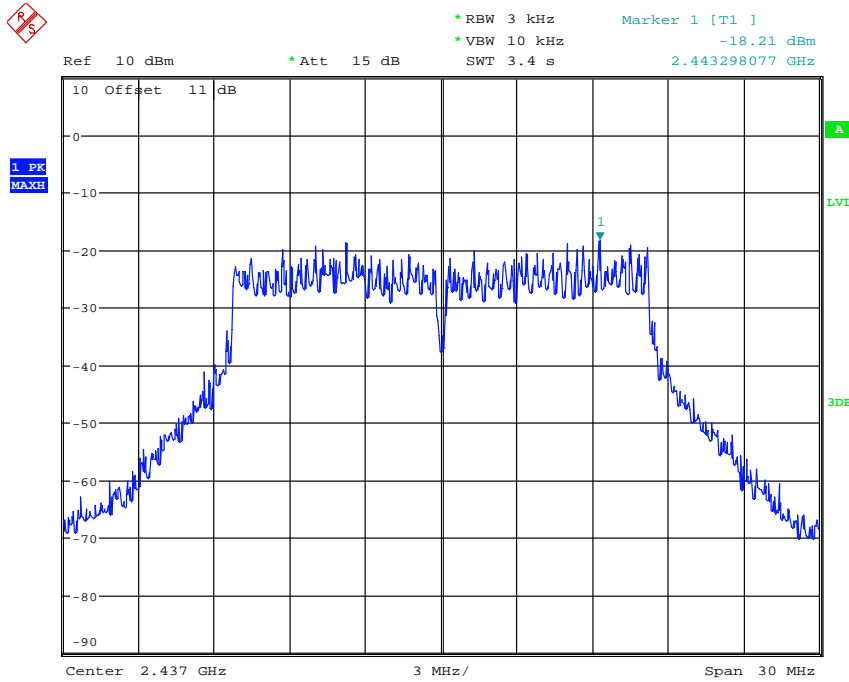


Registration number: W6M21402-13807-C-1
FCC ID: VYTLP8097

Mode F



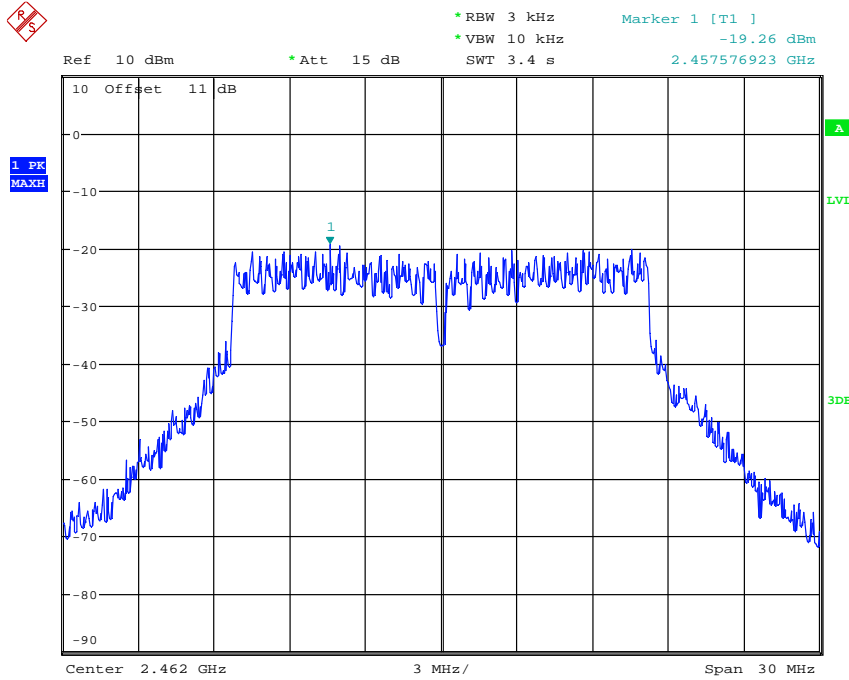
POWER DENSITY 802.11G CH01
Date: 20.MAR.2014 19:10:35



POWER DENSITY 802.11G CH06
Date: 20.MAR.2014 19:11:30

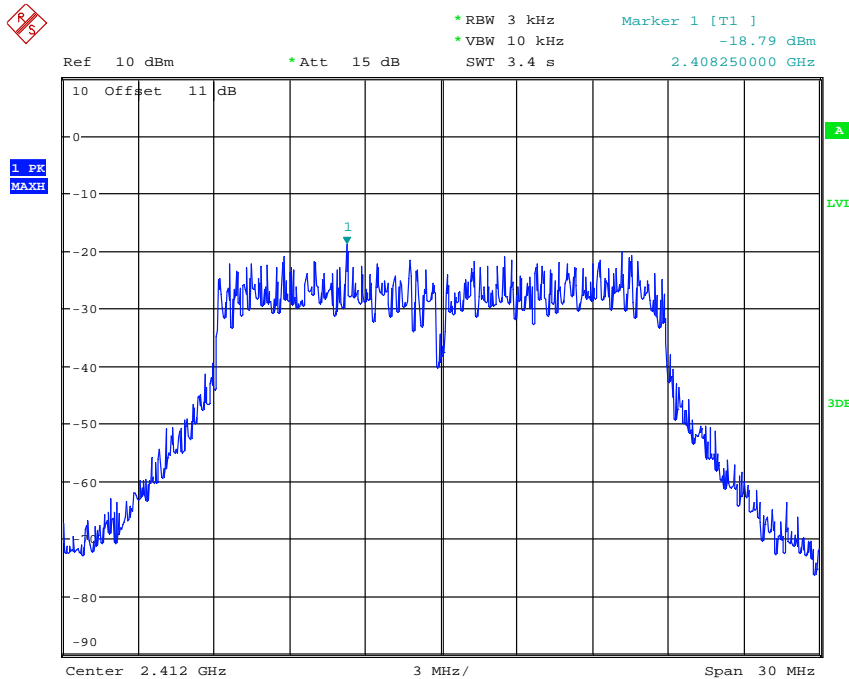


Registration number: W6M21402-13807-C-1
FCC ID: VYTLP8097




POWER DENSITY 802.11G CH11
Date: 20.MAR.2014 19:12:34

Mode G

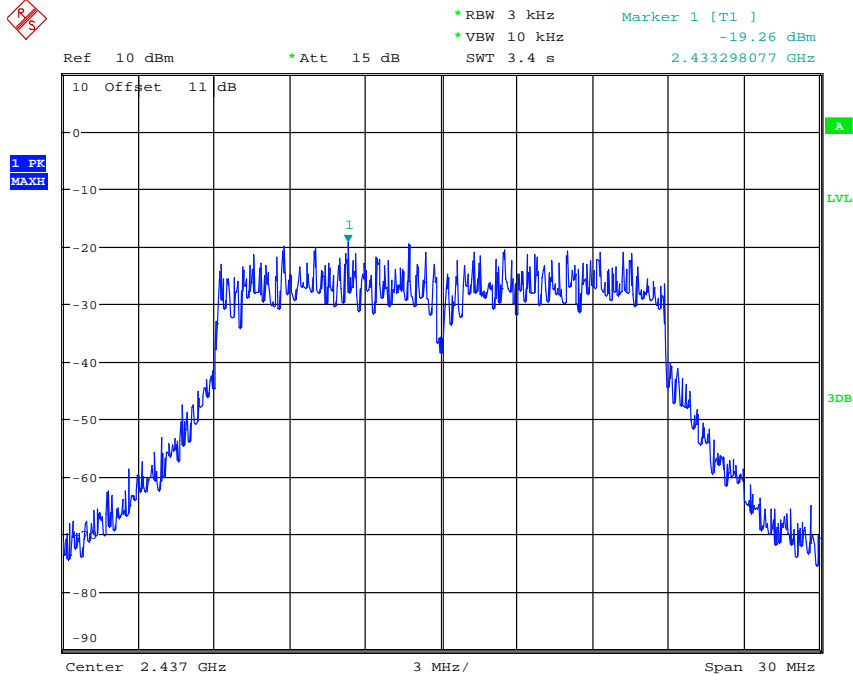


POWER DENSITY 802.11N 20MHZ CH01
Date: 20.MAR.2014 19:07:49

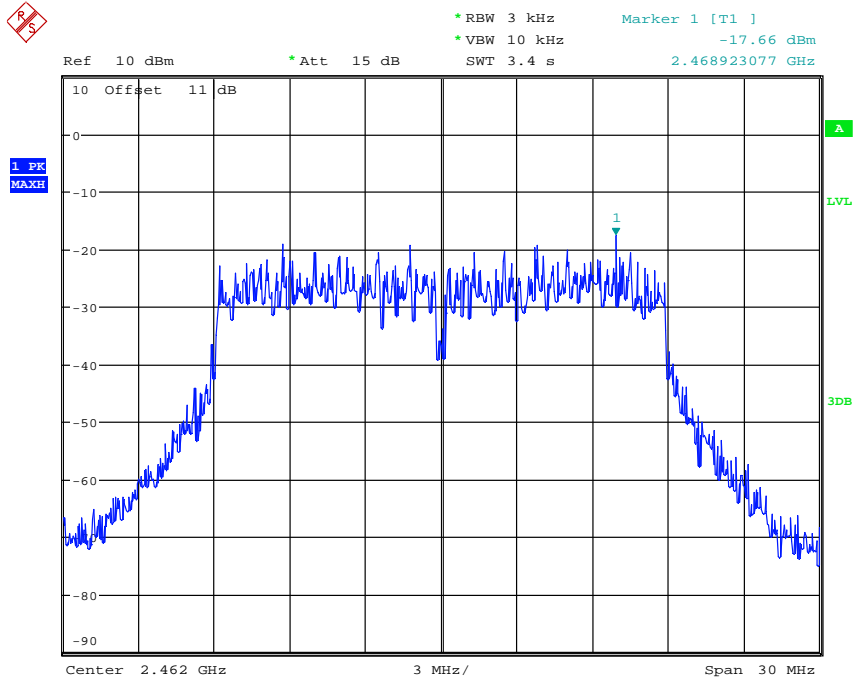


Worldwide Testing Services(Taiwan) Co., Ltd.

Registration number: W6M21402-13807-C-1
FCC ID: VYTLP8097



POWER DENSITY 802.11N 20MHZ CH06
Date: 20.MAR.2014 19:08:32



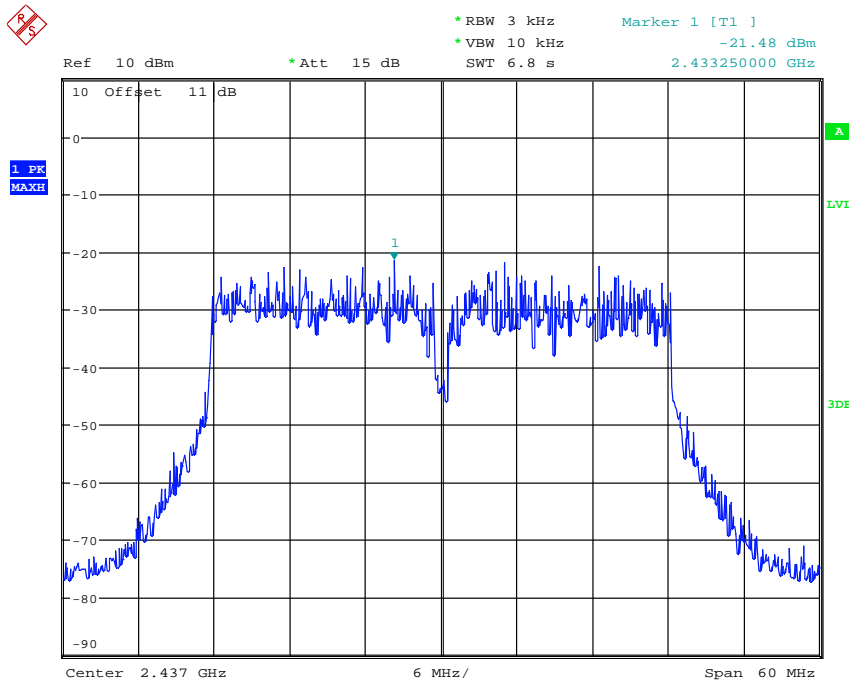
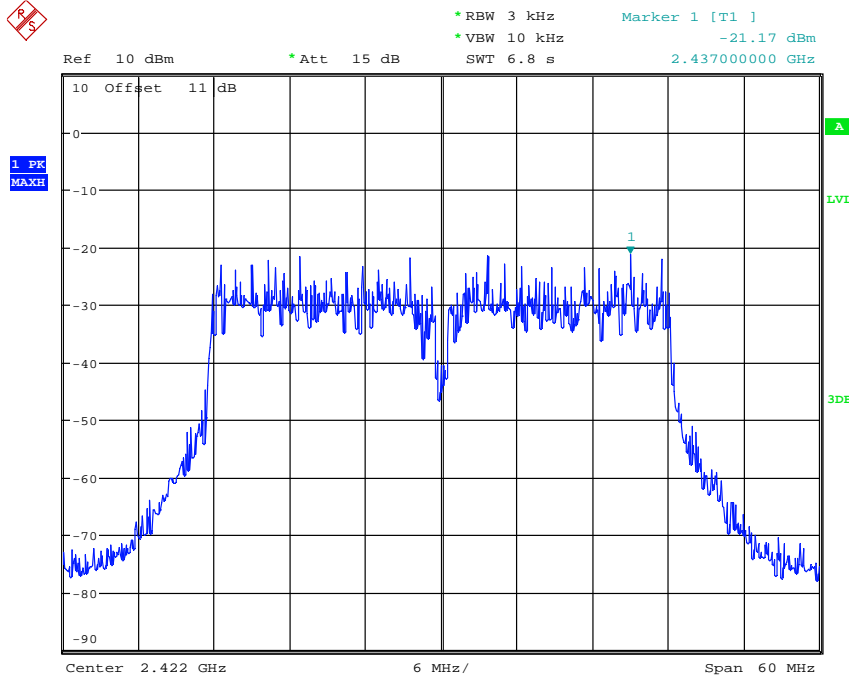
POWER DENSITY 802.11N 20MHZ CH11
Date: 20.MAR.2014 19:09:07




Worldwide Testing Services(Taiwan) Co., Ltd.

Registration number: W6M21402-13807-C-1
FCC ID: VYTLP8097

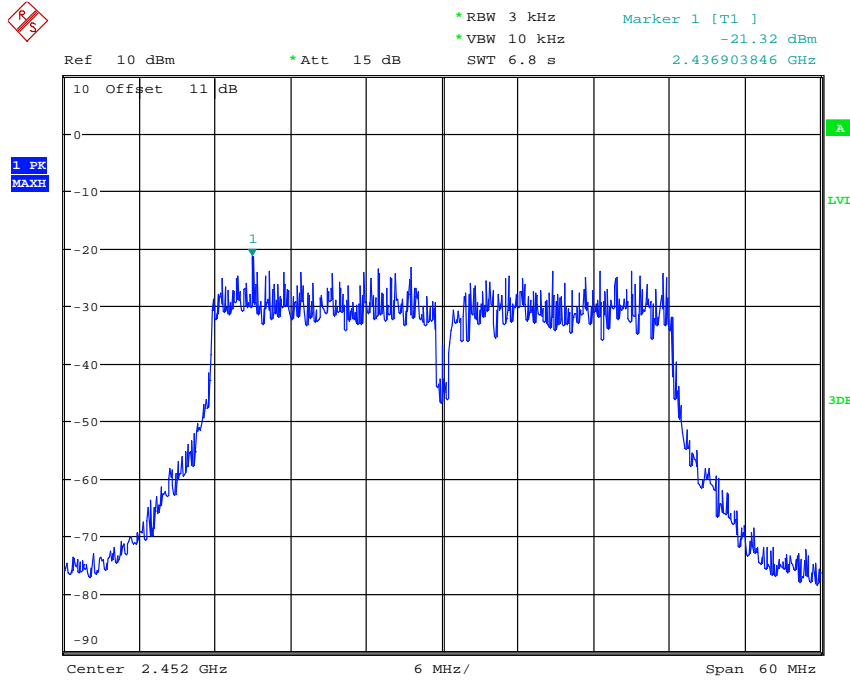
Mode H






Worldwide Testing Services(Taiwan) Co., Ltd.

Registration number: W6M21402-13807-C-1
 FCC ID: VYTLP8097



POWER DENSITY 802.11N 40MHZ CH07
 Date: 20.MAR.2014 19:06:34

| Antenna A | mW | | | dBm | | |
|-----------------------|--------|--------|---------|---------|---------|---------|
| | Ch Low | Ch Mid | Ch High | Ch Low | Ch Mid | Ch High |
| 802.11n 20MHz(5.8GHz) | 0.007 | 0.008 | 0.010 | -21.80 | -20.90 | -19.94 |
| 802.11n 40MHz | 0.003 | -- | 0.003 | -24.62 | -- | -24.72 |
| 802.11ac | 0.004 | -- | -- | -23.67 | -- | -- |
| 802.11n 20MHz(2.4GHz) | 0.010 | 0.014 | 0.011 | -19.86 | -18.44 | -19.44 |
| 802.11n 40MHz | 0.006 | 0.005 | 0.007 | -22.07 | -22.97 | -21.28 |
| Antenna B | mW | | | dBm | | |
| | Ch Low | Ch Mid | Ch High | Ch Low | Ch Mid | Ch High |
| 802.11n 20MHz(5.8GHz) | 0.010 | 0.008 | 0.008 | -20.10 | -20.87 | -20.99 |
| 802.11n 40MHz | 0.004 | -- | 0.007 | -23.73 | -- | -21.81 |
| 802.11ac | 0.002 | -- | -- | -26.93 | -- | -- |
| 802.11n 20MHz(2.4GHz) | 0.013 | 0.012 | 0.017 | -18.79 | -19.26 | -17.66 |
| 802.11n 40MHz | 0.007 | 0.007 | 0.007 | -21.77 | -21.48 | -21.32 |
| Combine | mW | | | dBm | | |
| | Ch Low | Ch Mid | Ch High | Ch Low | Ch Mid | Ch High |
| 802.11n 20MHz(5.8GHz) | 0.017 | 0.016 | 0.018 | -17.696 | -17.959 | -17.447 |
| 802.11n 40MHz | 0.007 | -- | 0.010 | -21.549 | -- | -20.000 |
| 802.11ac | 0.006 | -- | -- | -22.218 | -- | -- |
| 802.11n 20MHz(2.4GHz) | 0.023 | 0.026 | 0.028 | -16.383 | -15.850 | -15.528 |
| 802.11n 40MHz | 0.013 | 0.012 | 0.014 | -18.861 | -19.208 | -18.539 |




Worldwide Testing Services(Taiwan) Co., Ltd.

Registration number: W6M21402-13807-C-1
FCC ID: VYTLP8097

Limits:

| Frequency Range MHz | dBm |
|------------------------|-----|
| 902-928 | 8 |
| 2400-2483.5 | 8 |
| 5725-5850 | 8 |

Test equipment used: ETSTW-RE 055, ETSTW-RE 050



Registration number: W6M21402-13807-C-1
FCC ID: VYTLP8097

3.9 Radiated Emission from Digital Part


FCC Rule: 15.109

Except for Class A digital devices, the field strength of radiated emissions from unintentional radiators at a distance of 3 meters shall not exceed the following values:

| Frequency of Emission (MHz) | Field Strength (microvolts/meter) | Field Strength (dBmicrovolts/meter) |
|-----------------------------|-----------------------------------|-------------------------------------|
| 30 – 88 | 100 | 40.0 |
| 88 – 216 | 150 | 43.5 |
| 216 – 960 | 200 | 46.0 |
| Above 960 | 500 | 54.0 |

Test equipment used: ETSTW-RE 055, ETSTW-RE 064, ETSTW-RE 004, ETSTW-RE 030, ETSTW-RE 111

Explanation: The test results are listed in the separated test report no.: W6M21402-13807-P-15B.

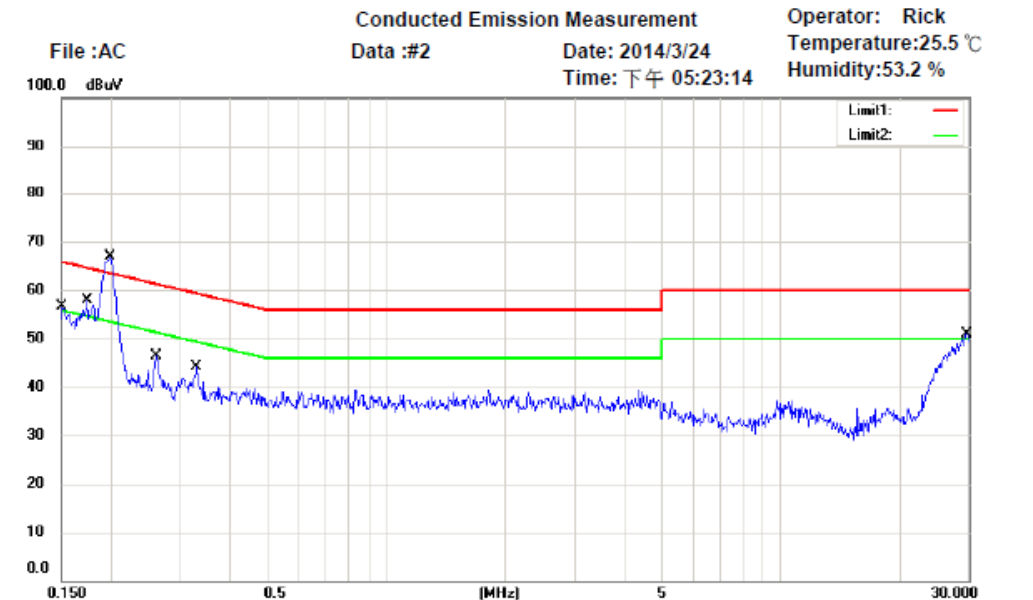


Registration number: W6M21402-13807-C-1
 FCC ID: VYTLP8097

3.9 Power Line Conducted Emission

For an intentional radiator which is designed to be connected to the public utility (AC) power line, the radio frequency voltage that is conducted back onto the AC line on any frequency or frequencies within the band 150 kHz to 30 MHz shall not exceed the limits in the table bellows with this provision shall be based on the measurement of the radio frequency voltage between each power line and ground at the power terminals.

This measurement was transact first with instrumentation using an average and peak detector and a 10 kHz bandwidth. If the peak detector achieves a calculated level, the measurement is repeated by an instrumentation using a quasi-peak detector.



File : AC
 Data :#2
 Date: 2014/3/24
 Time: 下午 05:23:14
 Operator: Rick
 Temperature:25.5 °C
 Humidity:53.2 %

Site : Chamber_03
 Condition : FCC Part 15 Class B Conduction (QP) Phase: N
 EUT : W6M21402-13807 Power : 120Vac.
 M/N: LP-8097
 Test Mode :
 Note :

| Mk. | Frequency (MHz) | Reading (dBuV) | Detector | Corrected factor(dB) | Result (dBuV) | Limit (dBuV) | Margin (dB) | Comment |
|-----|-----------------|----------------|----------|----------------------|---------------|--------------|-------------|---------|
| | 0.1505 | 30.76 | QP | 9.67 | 40.43 | 65.97 | -25.54 | |
| | 0.1505 | 18.90 | AVG | 9.67 | 28.57 | 55.97 | -27.40 | |
| | 0.1747 | 31.57 | QP | 9.67 | 41.24 | 64.73 | -23.49 | |
| | 0.1747 | 28.04 | AVG | 9.67 | 37.71 | 54.73 | -17.02 | |
| | 0.1992 | 38.37 | QP | 9.67 | 48.04 | 63.64 | -15.60 | |
| * | 0.1992 | 34.75 | AVG | 9.67 | 44.42 | 53.64 | -9.22 | |
| | 0.2611 | 16.36 | QP | 9.67 | 26.03 | 61.40 | -35.37 | |
| | 0.2611 | 10.81 | AVG | 9.67 | 20.48 | 51.40 | -30.92 | |
| | 0.3302 | 16.14 | QP | 9.68 | 25.82 | 59.45 | -33.63 | |
| | 0.3302 | 10.36 | AVG | 9.68 | 20.04 | 49.45 | -29.41 | |
| | 29.5375 | 33.36 | QP | 10.37 | 43.73 | 60.00 | -16.27 | |
| | 29.5375 | 27.64 | AVG | 10.37 | 38.01 | 50.00 | -11.99 | |

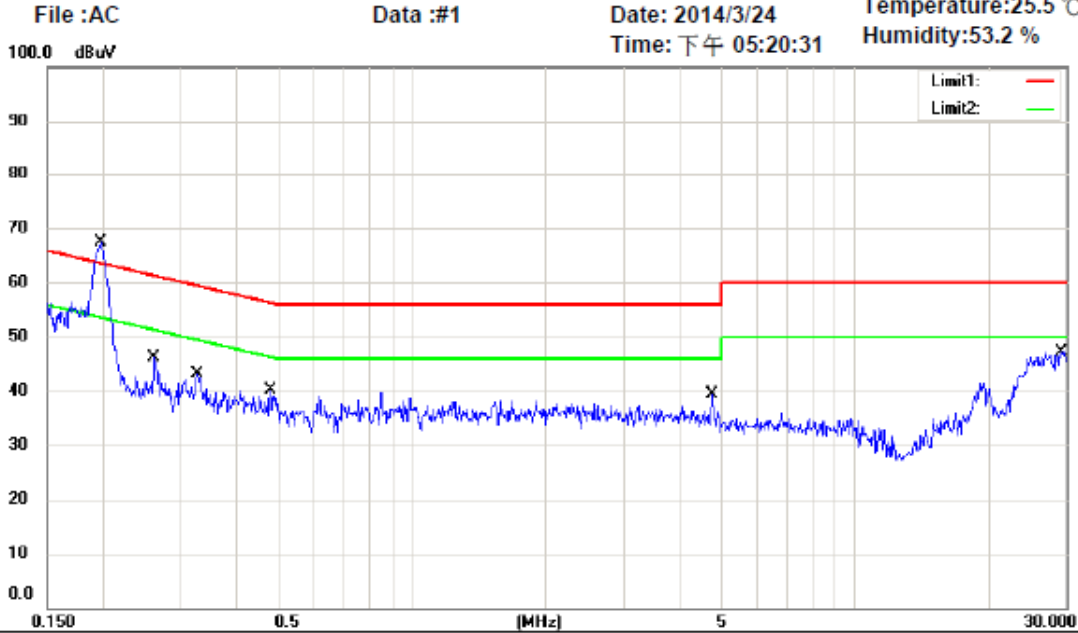


Worldwide Testing Services(Taiwan) Co., Ltd.

Registration number: W6M21402-13807-C-1
 FCC ID: VYTLP8097

Conducted Emission Measurement

Operator: Rick
 Temperature: 25.5 °C
 Humidity: 53.2 %



Site : Chamber_03

Condition : FCC Part 15 Class B Conduction (QP)

Phase: L1

EUT : W6M21402-13807

Power : 120V.a.c.


M/N: LP-8097

Test Mode :

Note :

| Mk. | Frequency (MHz) | Reading (dBuV) | Detector | Corrected factor(dB) | Result (dBuV) | Limit (dBuV) | Margin (dB) | Comment |
|-----|-----------------|----------------|----------|----------------------|---------------|--------------|-------------|---------|
| | 0.1981 | 40.02 | QP | 9.66 | 49.68 | 63.69 | -14.01 | |
| * | 0.1981 | 36.46 | AVG | 9.66 | 46.12 | 53.69 | -7.57 | |
| | 0.2606 | 16.09 | QP | 9.66 | 25.75 | 61.41 | -35.66 | |
| | 0.2606 | 11.77 | AVG | 9.66 | 21.43 | 51.41 | -29.98 | |
| | 0.3267 | 15.66 | QP | 9.67 | 25.33 | 59.53 | -34.20 | |
| | 0.3267 | 9.83 | AVG | 9.67 | 19.50 | 49.53 | -30.03 | |
| | 0.4783 | 2.92 | QP | 9.67 | 12.59 | 56.37 | -43.78 | |
| | 0.4783 | -2.10 | AVG | 9.67 | 7.57 | 46.37 | -38.80 | |
| | 4.7323 | 7.37 | QP | 9.83 | 17.20 | 56.00 | -38.80 | |
| | 4.7323 | -2.23 | AVG | 9.83 | 7.60 | 46.00 | -38.40 | |
| | 29.1375 | 30.17 | QP | 10.10 | 40.27 | 60.00 | -19.73 | |
| | 29.1375 | 24.54 | AVG | 10.10 | 34.64 | 50.00 | -15.36 | |

- Note: 1. The formula of measured value as: Test Result = Reading + Correction Factor
 2. The Correction Factor = Cable Loss + LISN Insertion Loss + Pulse Limit Loss
 3. Detector function in the form : PK = Peak, QP = Quasi Peak, AV = Average
 4. All not in the table noted test results are more than 20 dB below the relevant limits.
 5. Measurement uncertainty = ±1.41 dB; Reported uncertainties represent expanded uncertainties expressed at approximately the 95% confidence level using a coverage factor of k = 2.
 6. Up Line: QP Limit Line, Down Line: Ave Limit Line.




Worldwide Testing Services(Taiwan) Co., Ltd.

Registration number: W6M21402-13807-C-1
FCC ID: VYTLP8097

Limits:

| Frequency of Emission (MHz) | Conducted Limit (dBuV) | |
|-----------------------------|------------------------|----------|
| | Quasi Peak | Average |
| 0.15-0.5 | 66 to 56 | 56 to 46 |
| 0.5-5 | 56 | 46 |
| 5-30 | 60 | 50 |

Test equipment used:ETSTW-CE 001, ETSTW-CE 016, ETSTW-RE 045



Registration number: W6M21402-13807-C-1
FCC ID: VYTLP8097

Appendix

Measurement diagrams

Spurious Emissions radiated



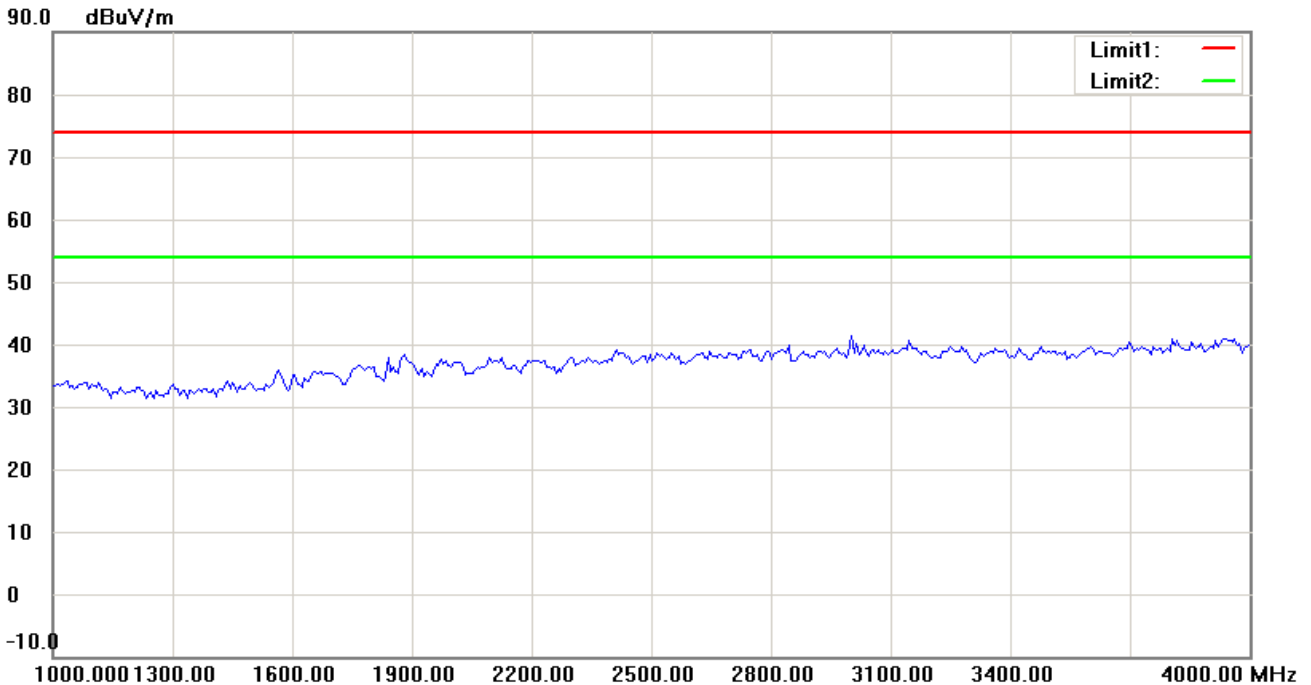
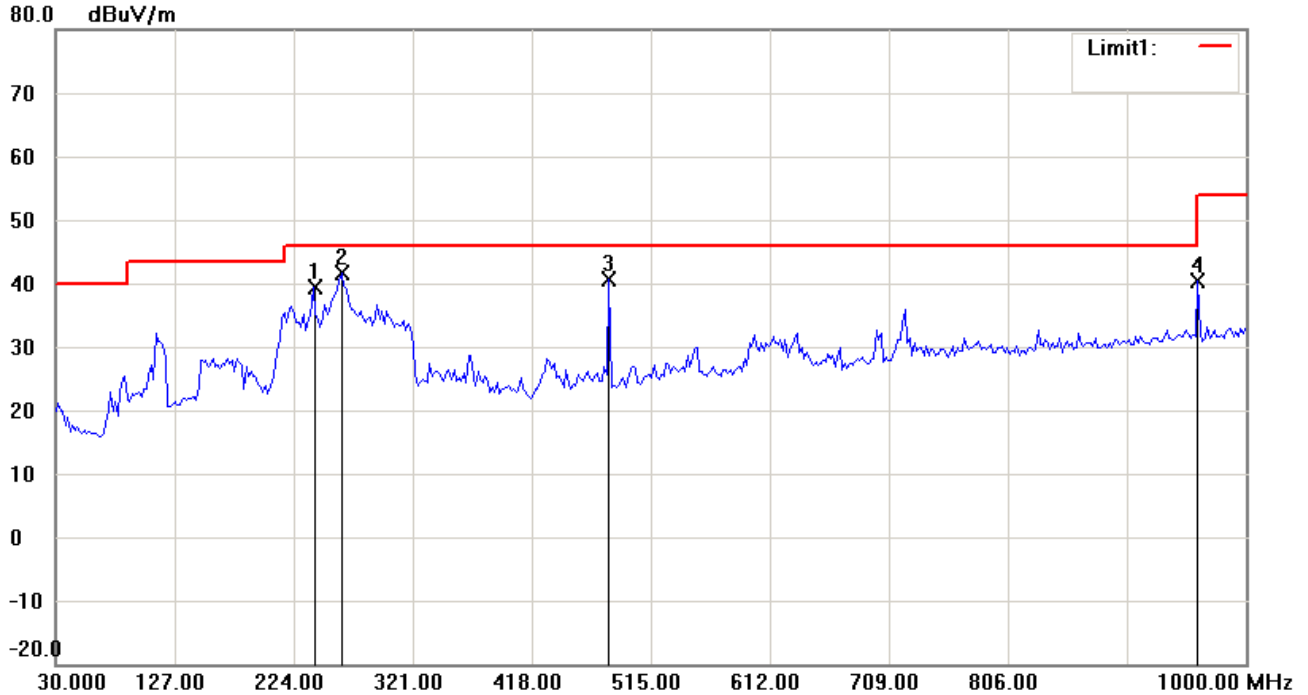
Registration number: W6M21402-13807-C-1
FCC ID: VYTLP8097

Radiated Emission-Transmitter

Antenna A

802.11a 5745MHz

Antenna Polarization H



Up Line: Peak Limit Line Down Line: Ave Limit Line

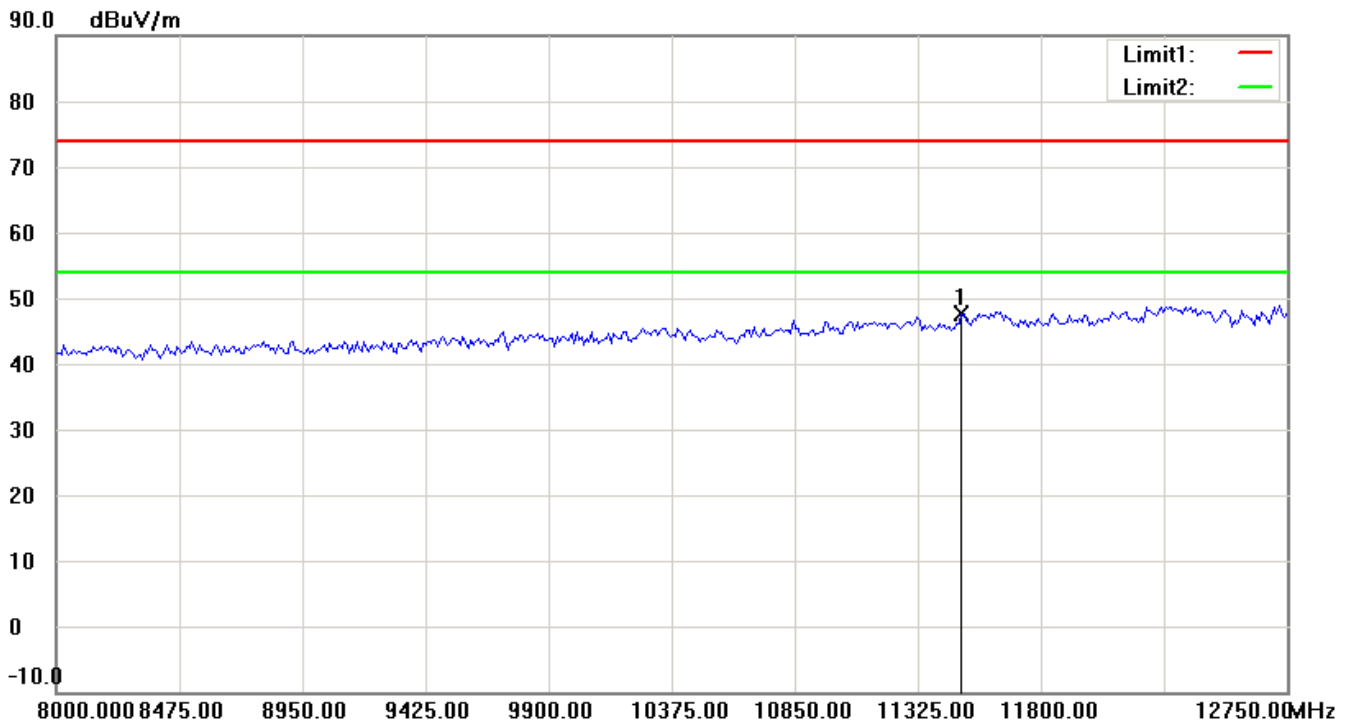
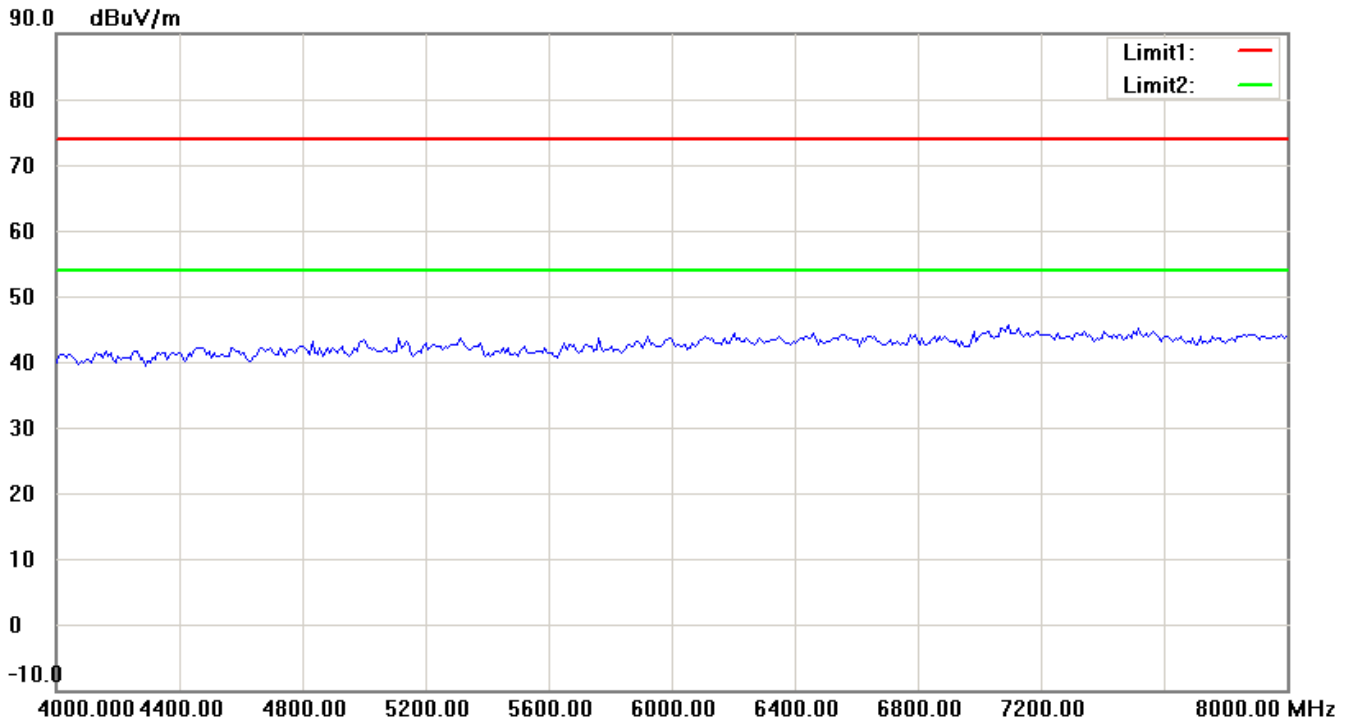
Note:

1. The attached measurement plots are preliminarily pre-scanned with peak detector for determining the final checking frequencies and are for reference only.
2. The some frequencies may exceed the limit line without the specified detectors, but that cannot present the results are failed to the specification of test standard.
3. For corrected test results are listed in the relevant table of radiated test data of this test report.



Worldwide Testing Services(Taiwan) Co., Ltd.

Registration number: W6M21402-13807-C-1
FCC ID: VYTLP8097



Up Line: Peak Limit Line Down Line: Ave Limit Line

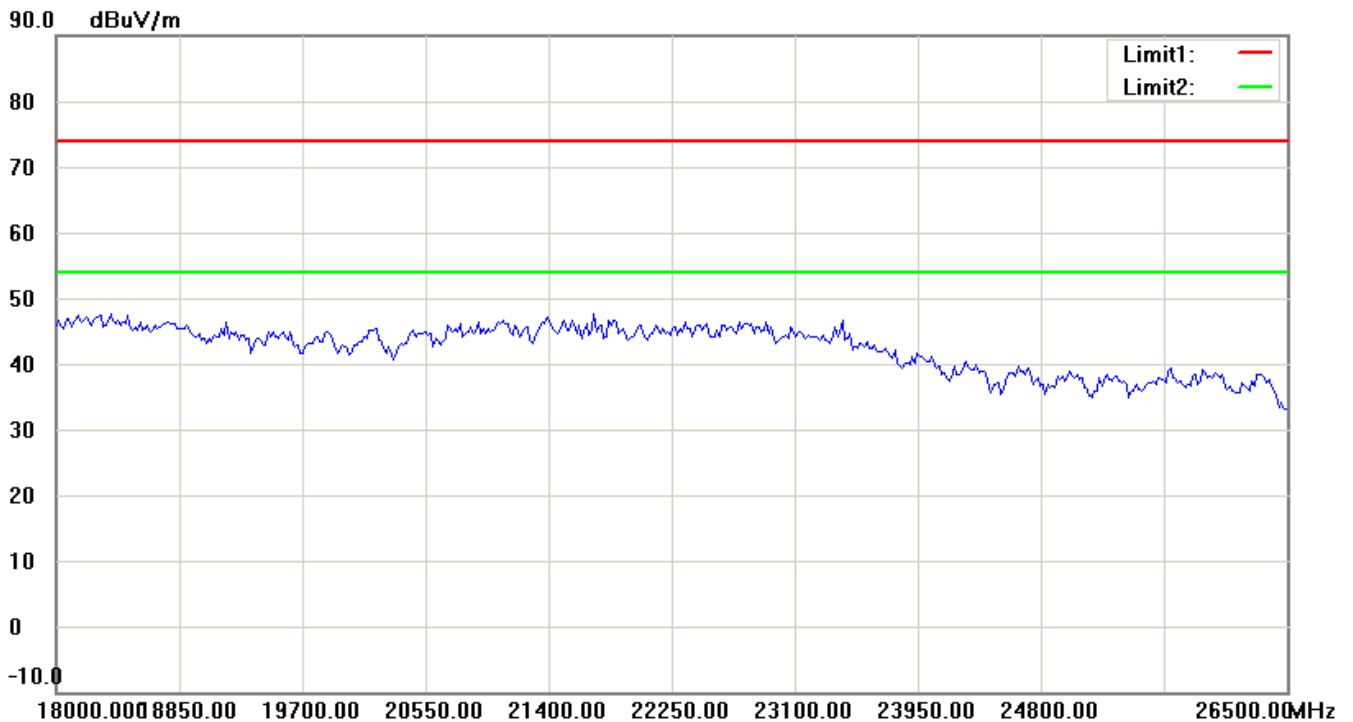
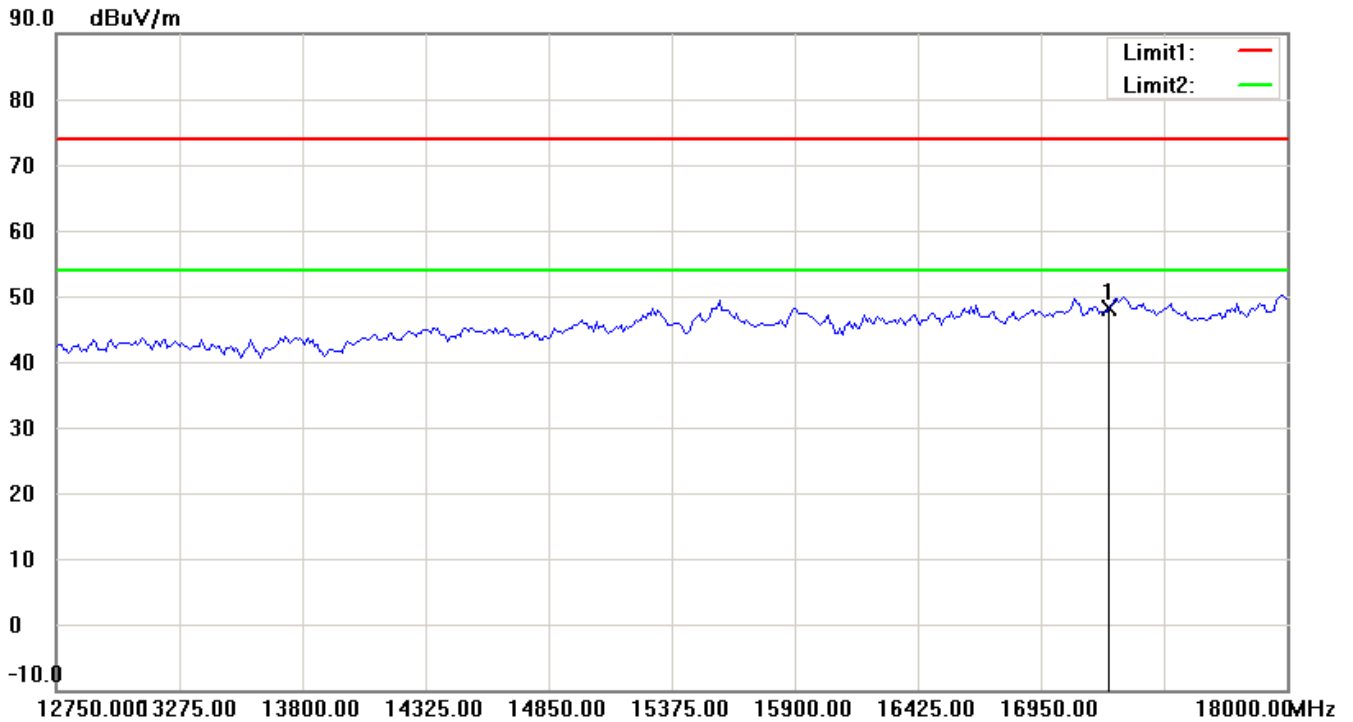
Note:

1. The attached measurement plots are preliminarily pre-scanned with peak detector for determining the final checking frequencies and are for reference only.
2. The some frequencies may exceed the limit line without the specified detectors, but that cannot present the results are failed to the specification of test standard.
3. For corrected test results are listed in the relevant table of radiated test data of this test report.



Worldwide Testing Services(Taiwan) Co., Ltd.

Registration number: W6M21402-13807-C-1
FCC ID: VYTLP8097



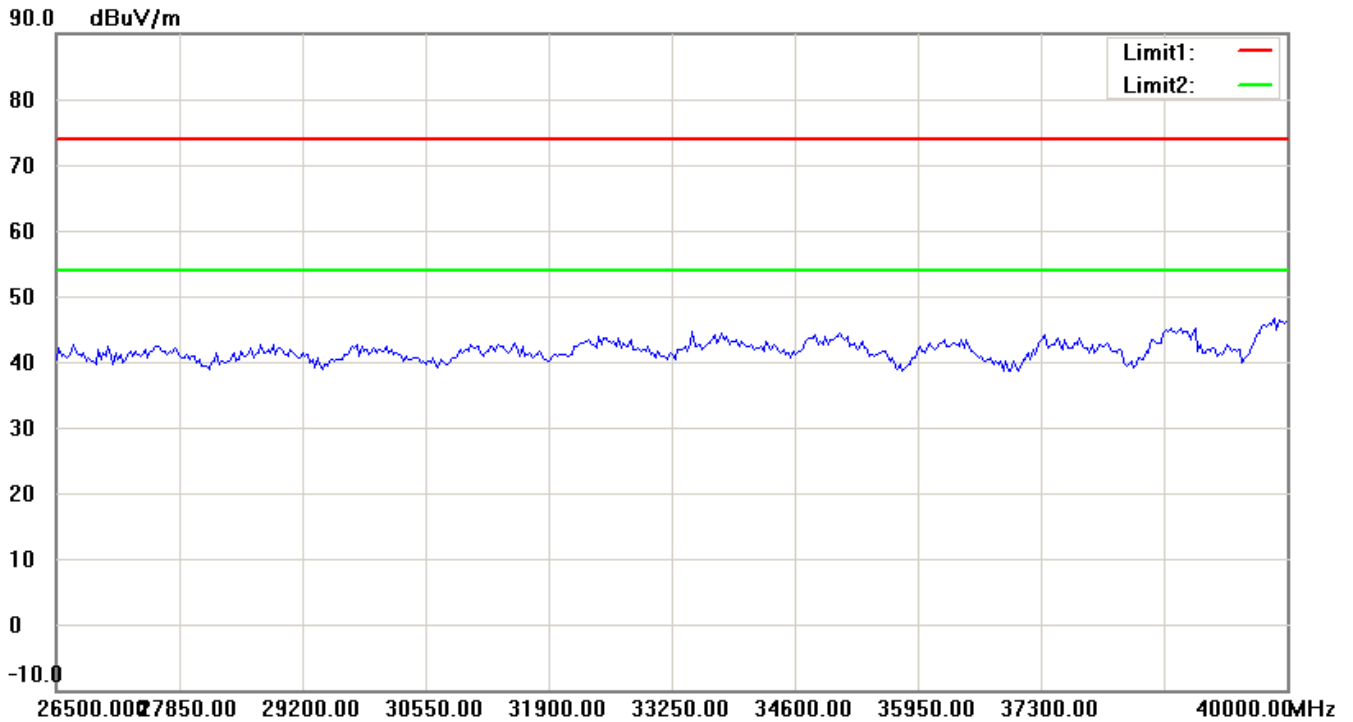
Up Line: Peak Limit Line Down Line: Ave Limit Line

Note:

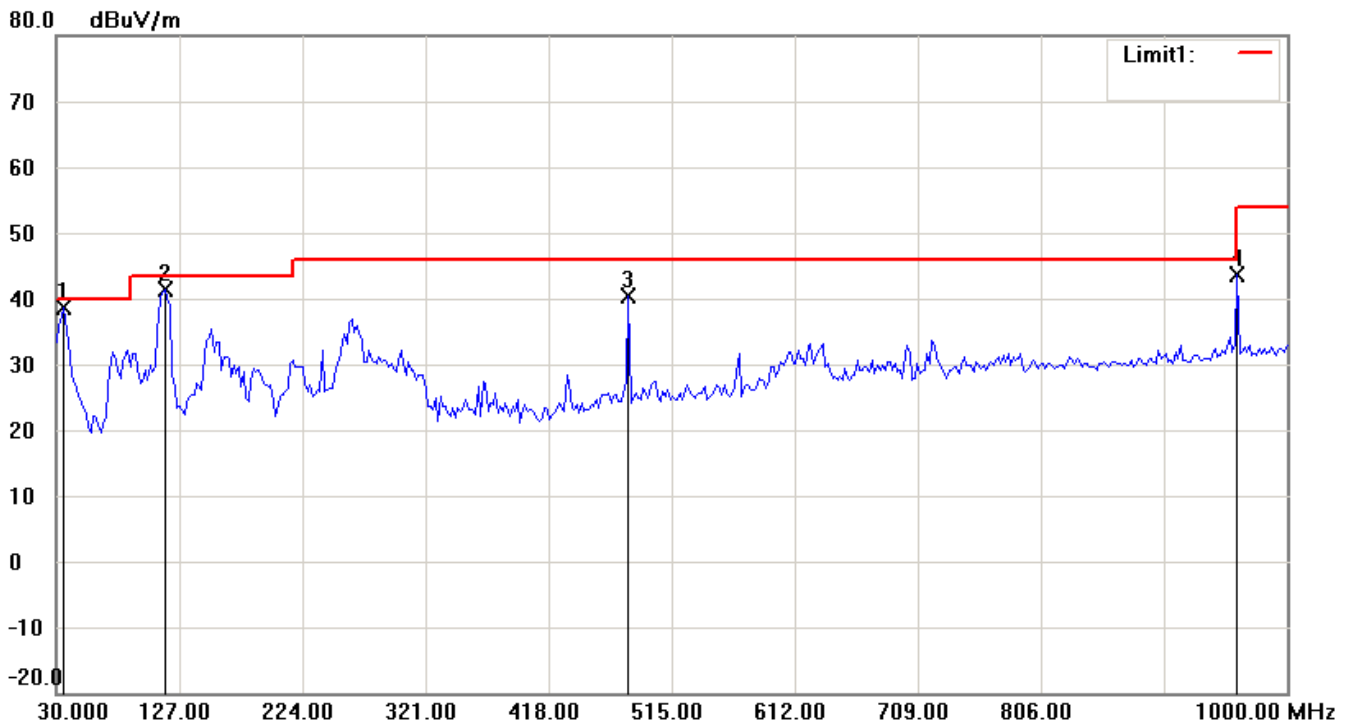
1. The attached measurement plots are preliminarily pre-scanned with peak detector for determining the final checking frequencies and are for reference only.
2. The some frequencies may exceed the limit line without the specified detectors, but that cannot present the results are failed to the specification of test standard.
3. For corrected test results are listed in the relevant table of radiated test data of this test report.



Registration number: W6M21402-13807-C-1
FCC ID: VYTLP8097



Antenna Polarization V



Up Line: Peak Limit Line Down Line: Ave Limit Line

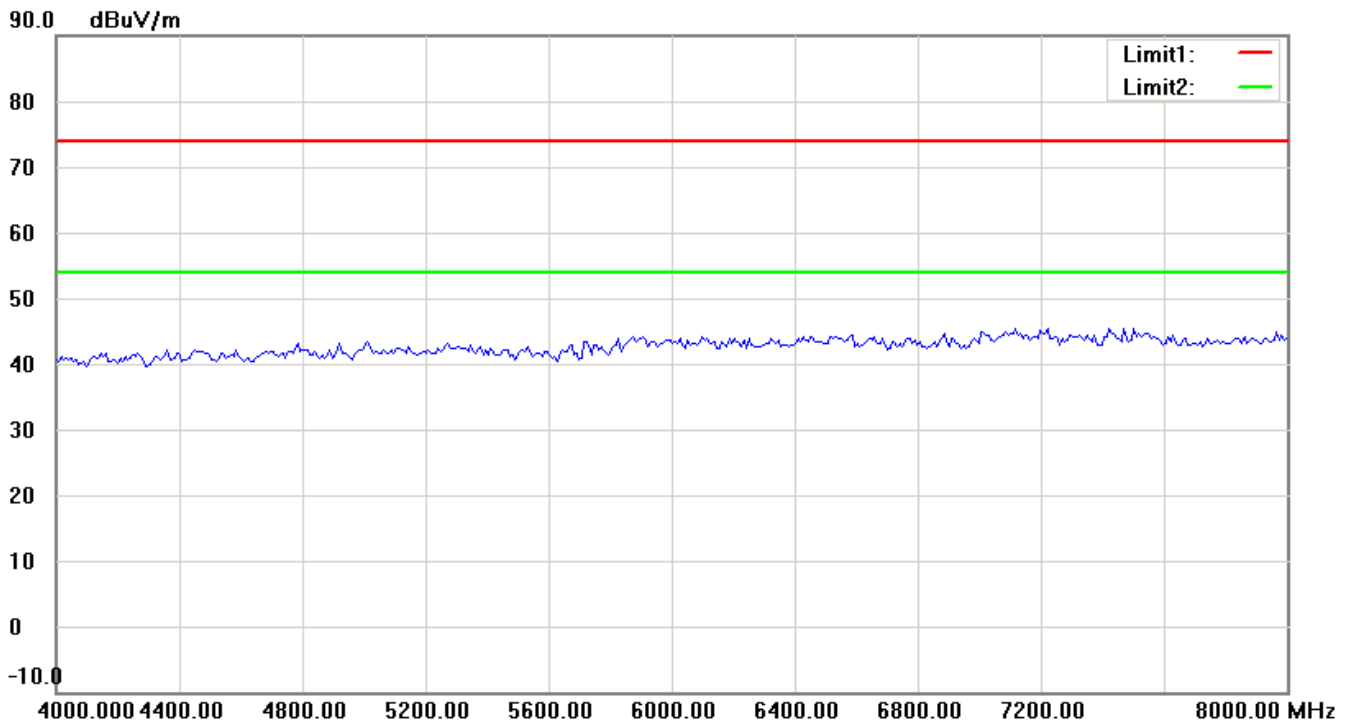
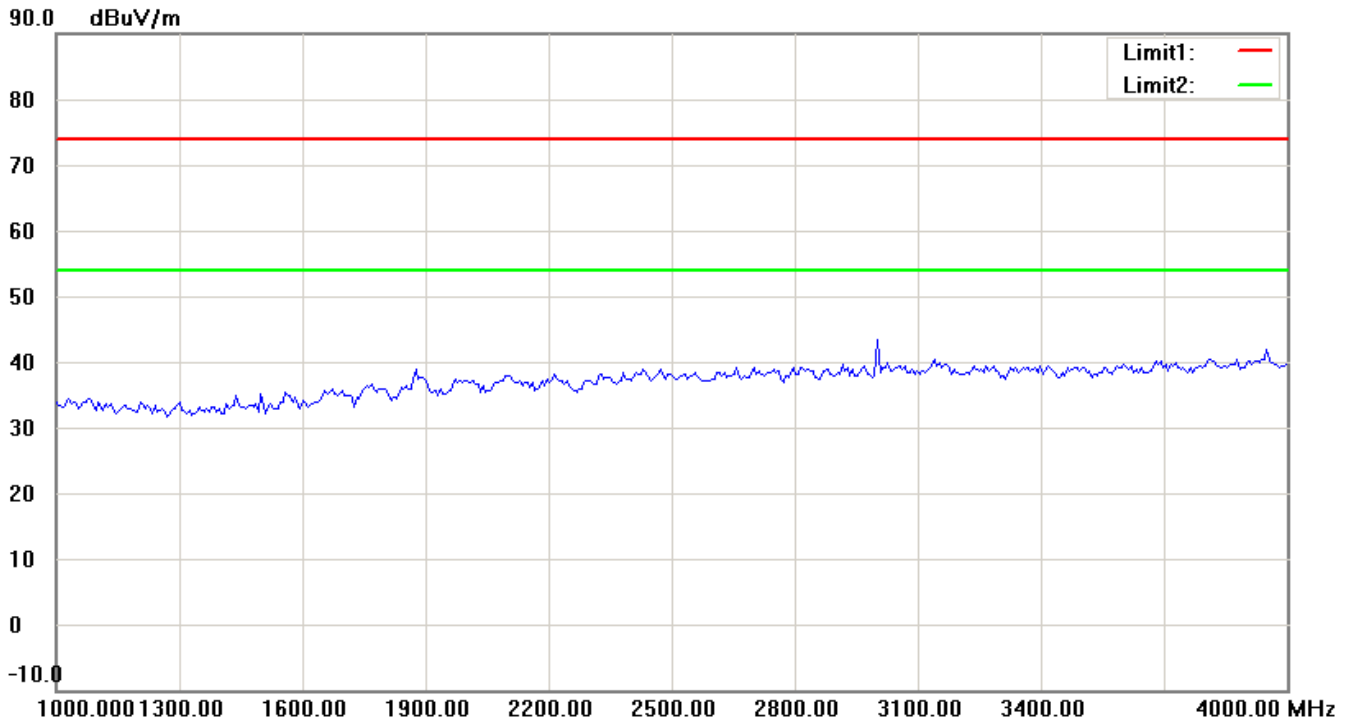
Note:

1. The attached measurement plots are preliminarily pre-scanned with peak detector for determining the final checking frequencies and are for reference only.
2. The some frequencies may exceed the limit line without the specified detectors, but that cannot present the results are failed to the specification of test standard.
3. For corrected test results are listed in the relevant table of radiated test data of this test report.



Worldwide Testing Services(Taiwan) Co., Ltd.

Registration number: W6M21402-13807-C-1
FCC ID: VYTLP8097



Up Line: Peak Limit Line Down Line: Ave Limit Line

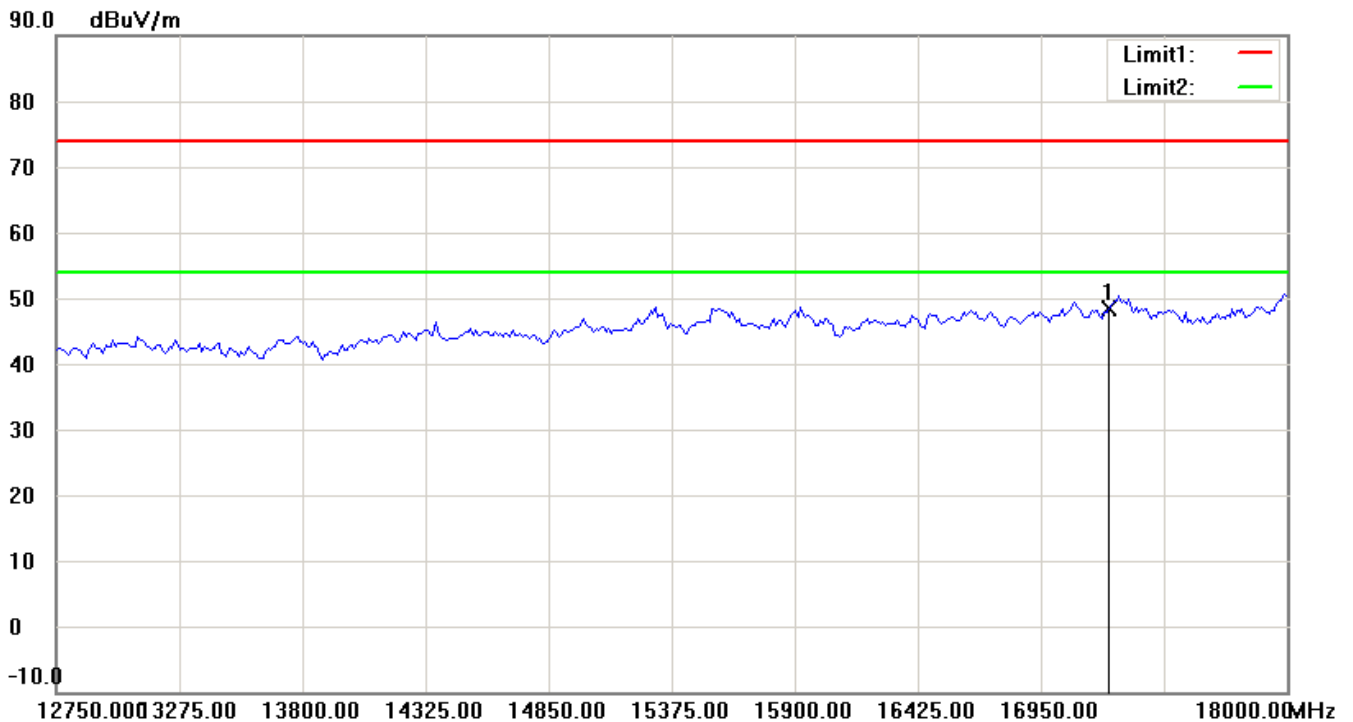
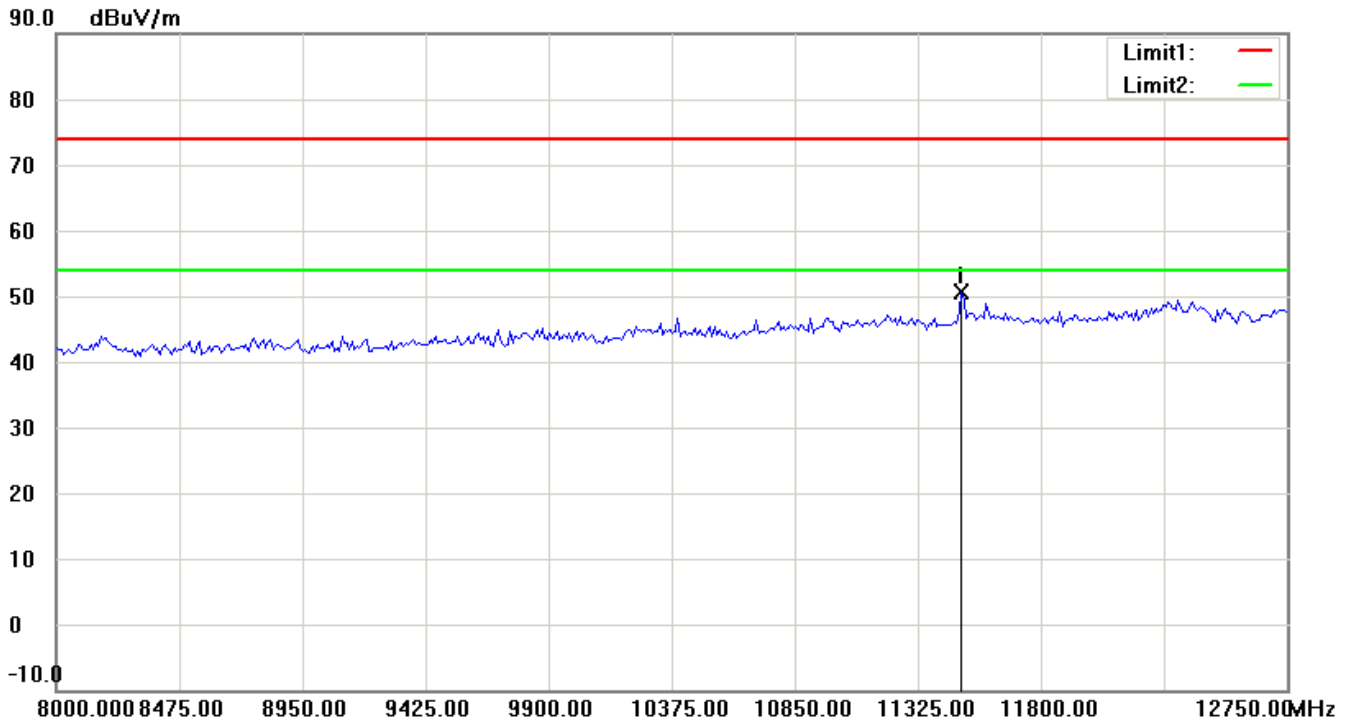
Note:

1. The attached measurement plots are preliminarily pre-scanned with peak detector for determining the final checking frequencies and are for reference only.
2. The some frequencies may exceed the limit line without the specified detectors, but that cannot present the results are failed to the specification of test standard.
3. For corrected test results are listed in the relevant table of radiated test data of this test report.



Worldwide Testing Services(Taiwan) Co., Ltd.


Registration number: W6M21402-13807-C-1
FCC ID: VYTLP8097



Up Line: Peak Limit Line Down Line: Ave Limit Line

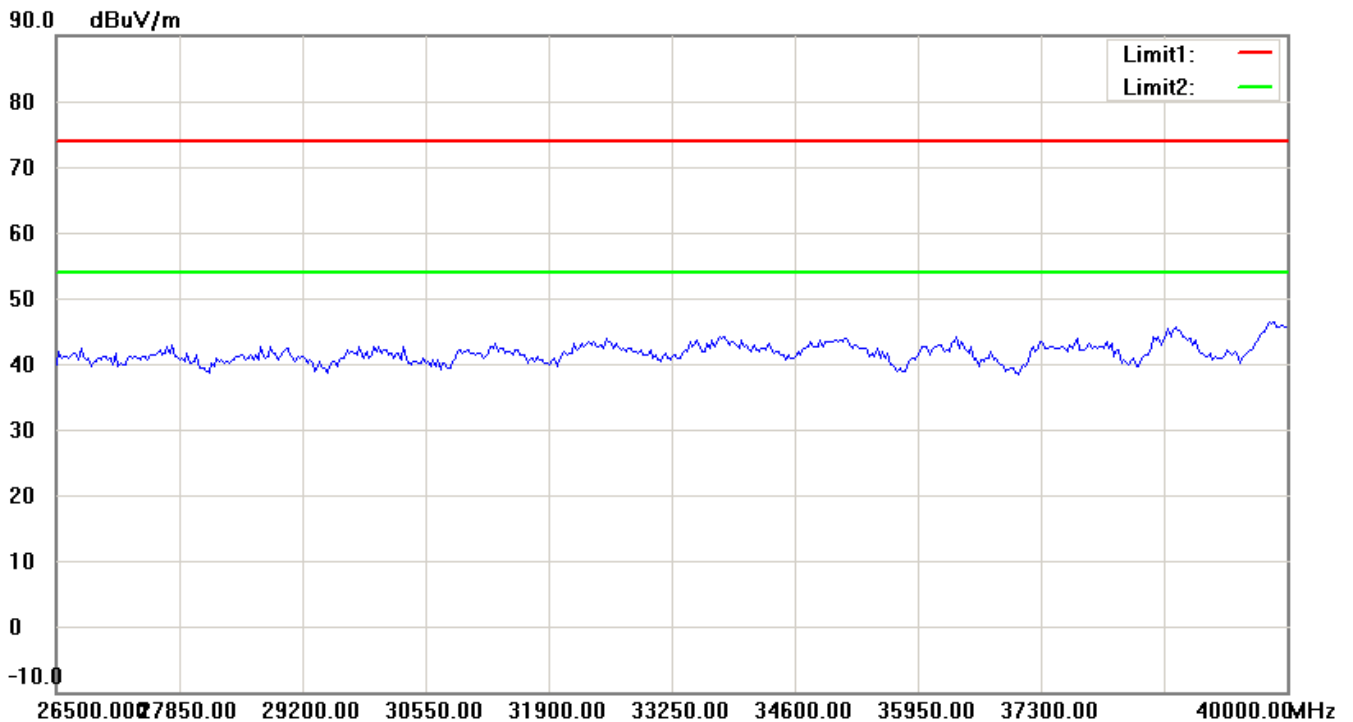
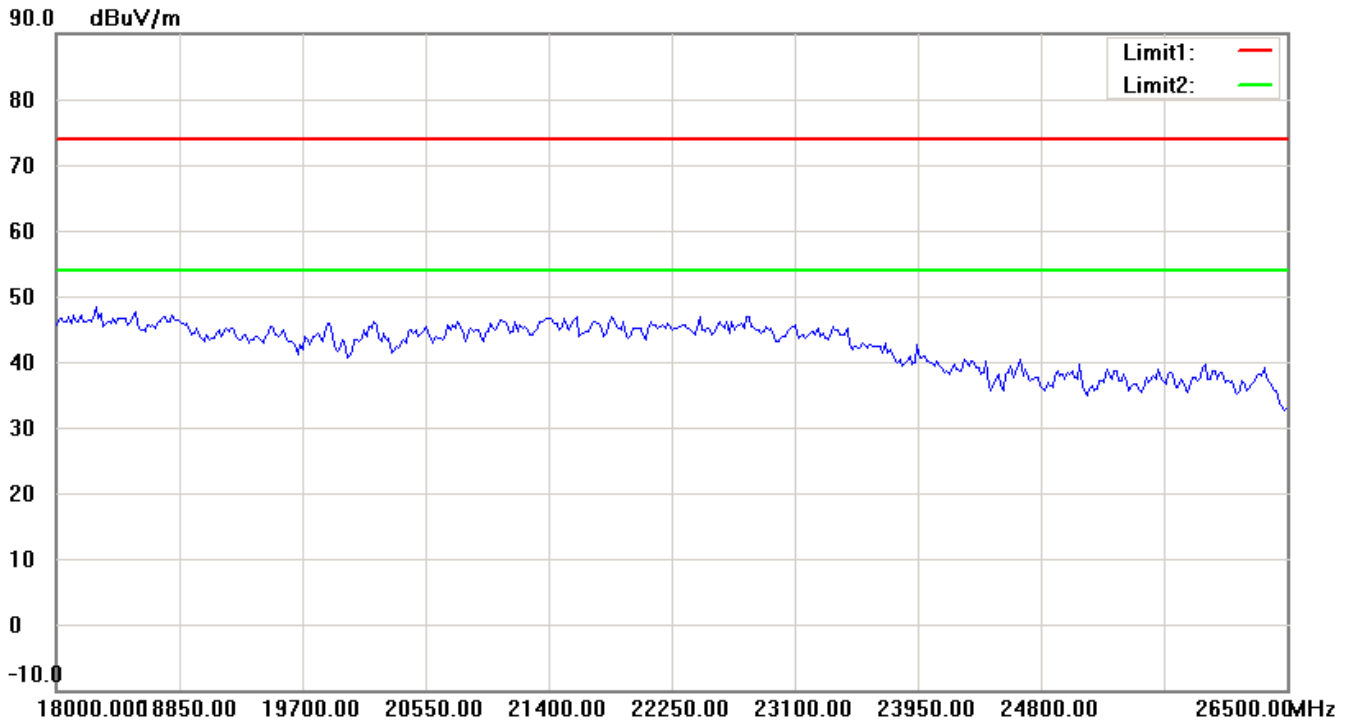
Note:

1. The attached measurement plots are preliminarily pre-scanned with peak detector for determining the final checking frequencies and are for reference only.
2. The some frequencies may exceed the limit line without the specified detectors, but that cannot present the results are failed to the specification of test standard.
3. For corrected test results are listed in the relevant table of radiated test data of this test report.



Worldwide Testing Services(Taiwan) Co., Ltd.

Registration number: W6M21402-13807-C-1
FCC ID: VYTLP8097



Up Line: Peak Limit Line Down Line: Ave Limit Line

Note:

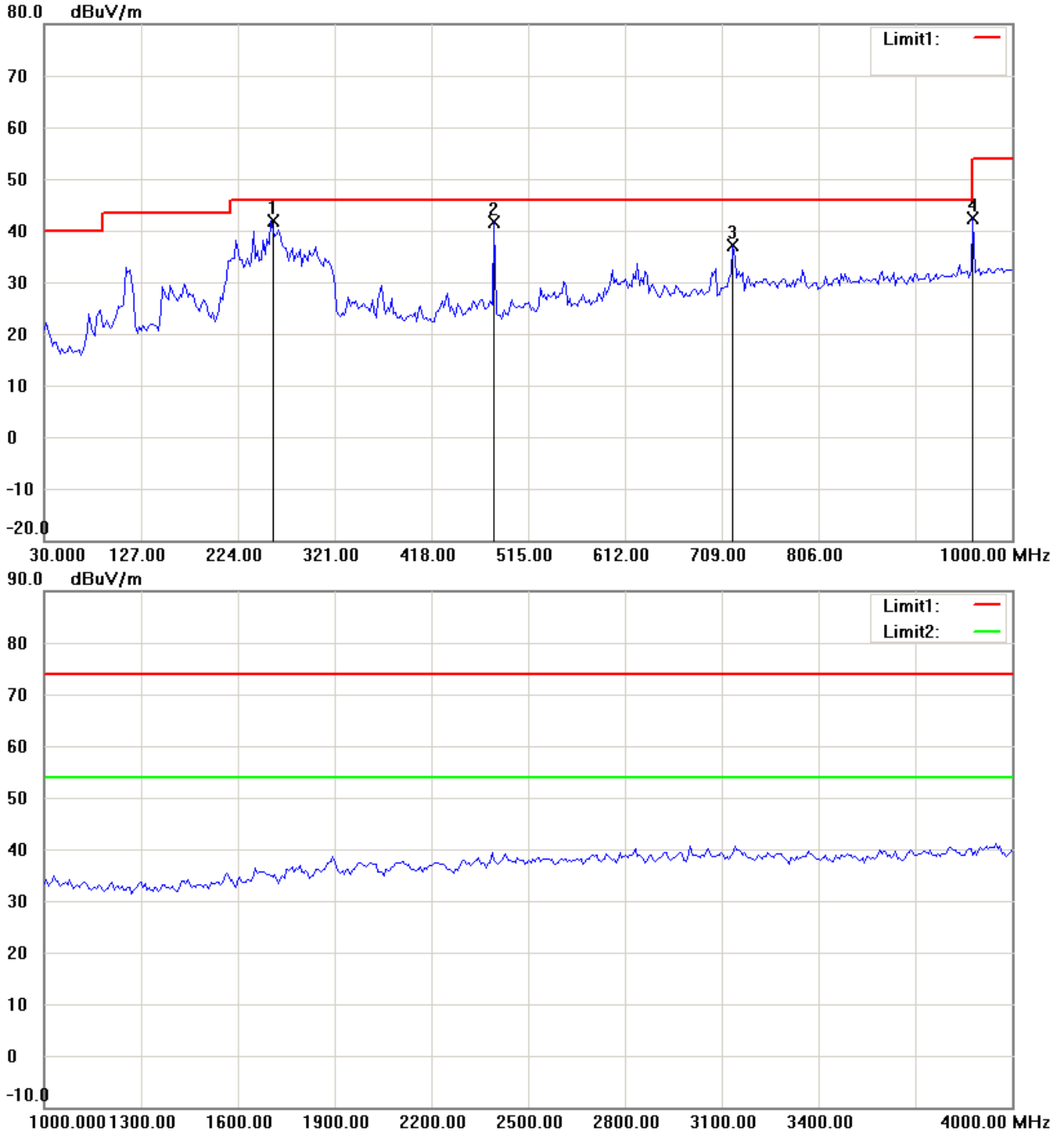
1. The attached measurement plots are preliminarily pre-scanned with peak detector for determining the final checking frequencies and are for reference only.
2. The some frequencies may exceed the limit line without the specified detectors, but that cannot present the results are failed to the specification of test standard.
3. For corrected test results are listed in the relevant table of radiated test data of this test report.



Registration number: W6M21402-13807-C-1
FCC ID: VYTLP8097

802.11a 5785MHz

Antenna Polarization H



Up Line: Peak Limit Line Down Line: Ave Limit Line

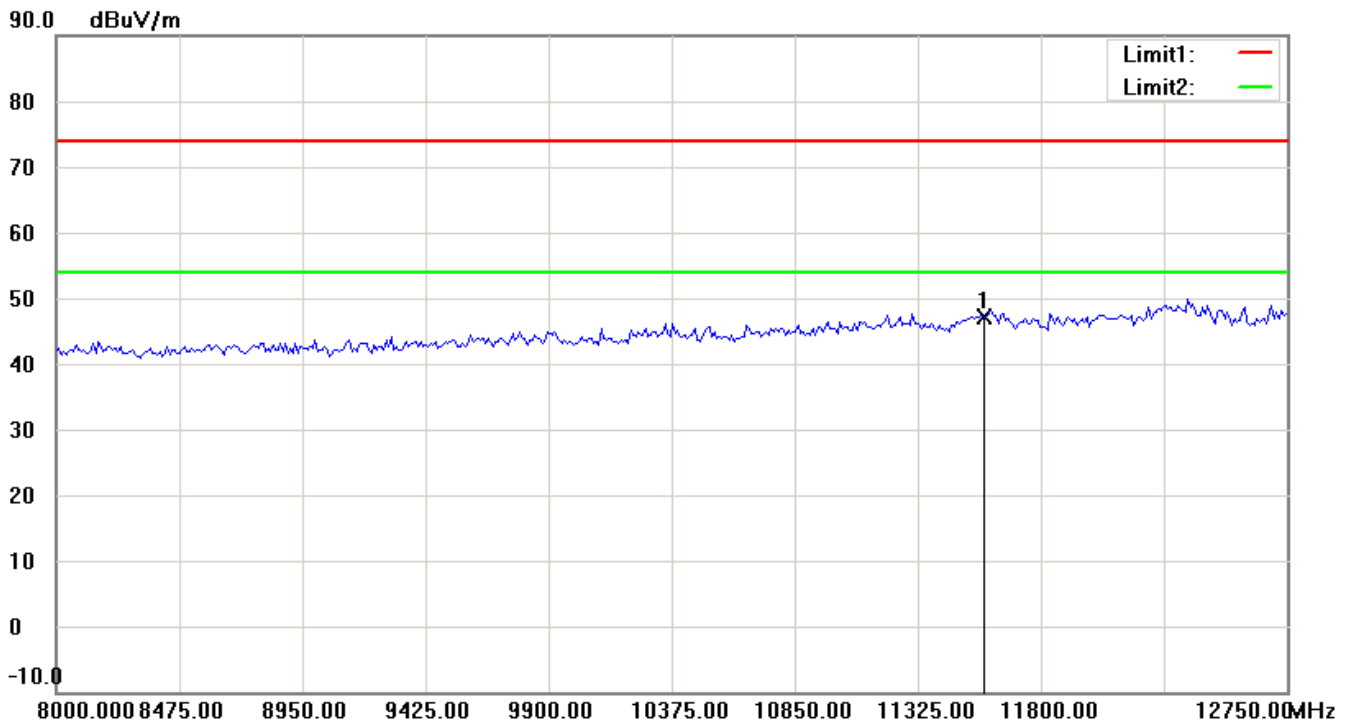
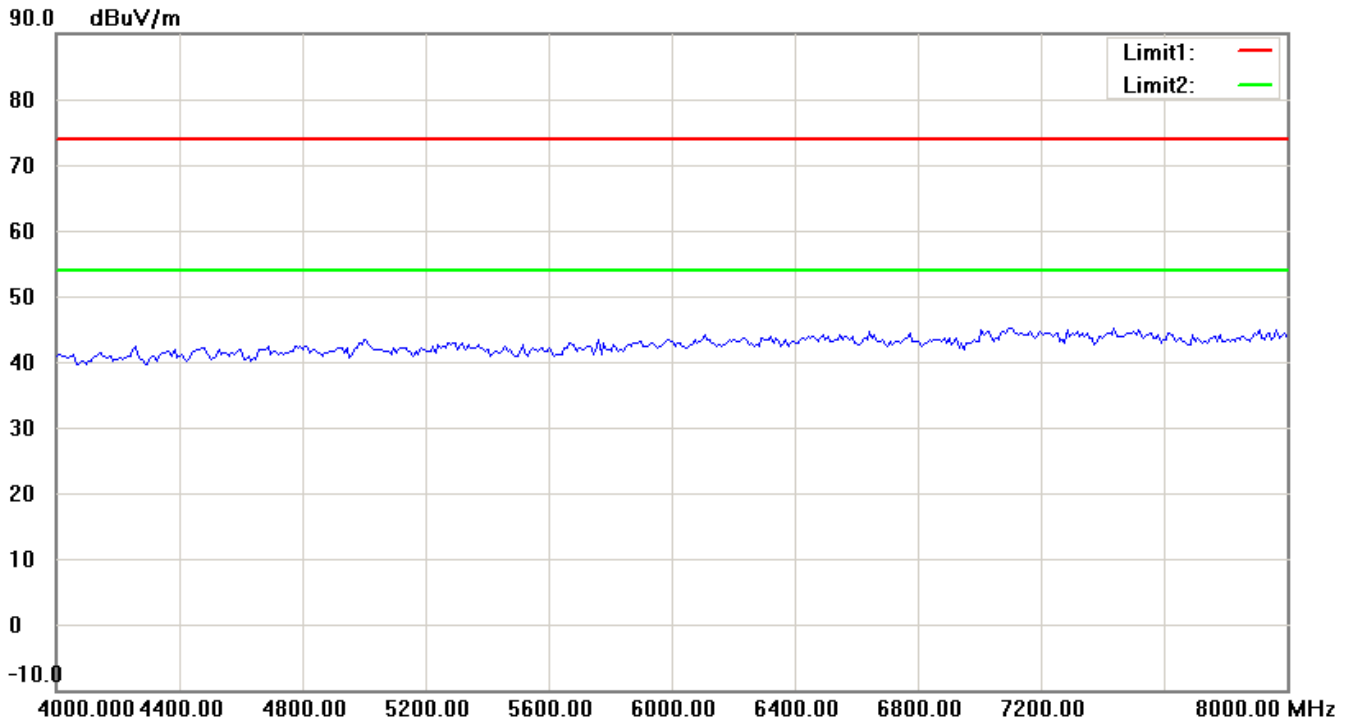
Note:

1. The attached measurement plots are preliminarily pre-scanned with peak detector for determining the final checking frequencies and are for reference only.
2. The some frequencies may exceed the limit line without the specified detectors, but that cannot present the results are failed to the specification of test standard.
3. For corrected test results are listed in the relevant table of radiated test data of this test report.



Worldwide Testing Services(Taiwan) Co., Ltd.


Registration number: W6M21402-13807-C-1
FCC ID: VYTLP8097



Up Line: Peak Limit Line Down Line: Ave Limit Line

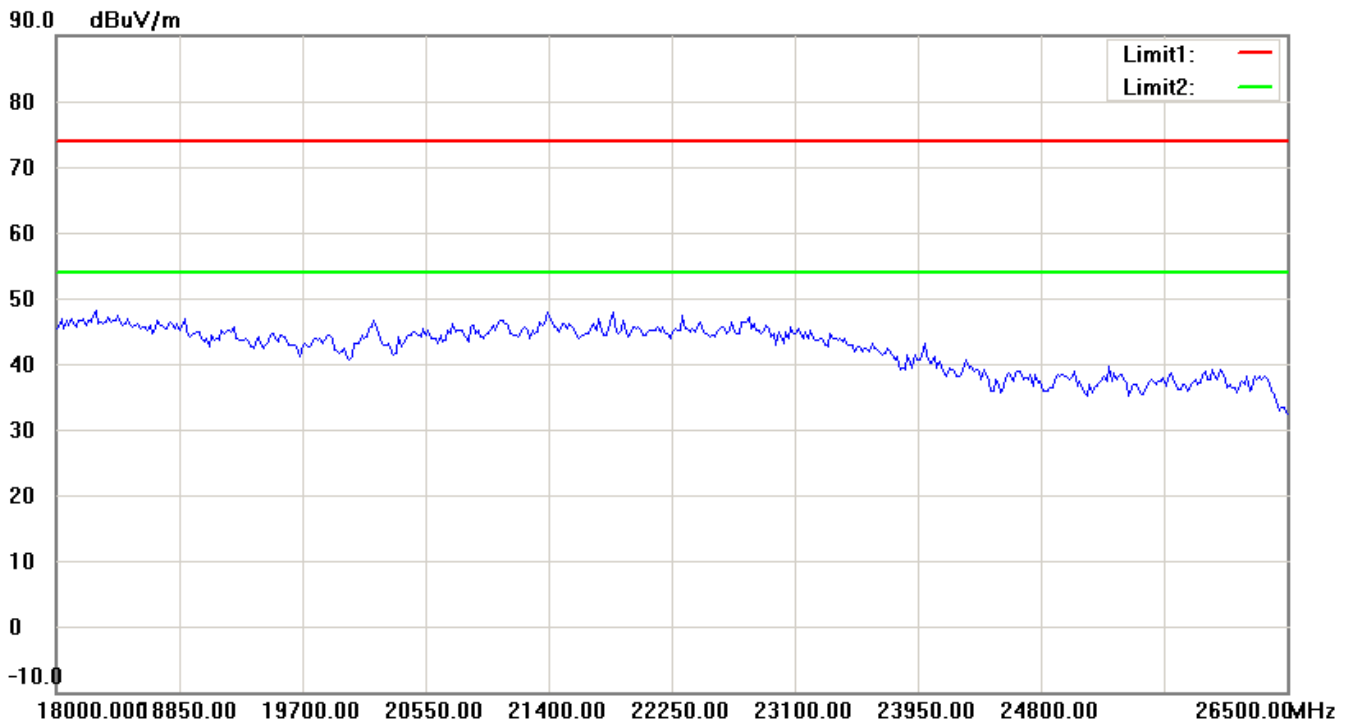
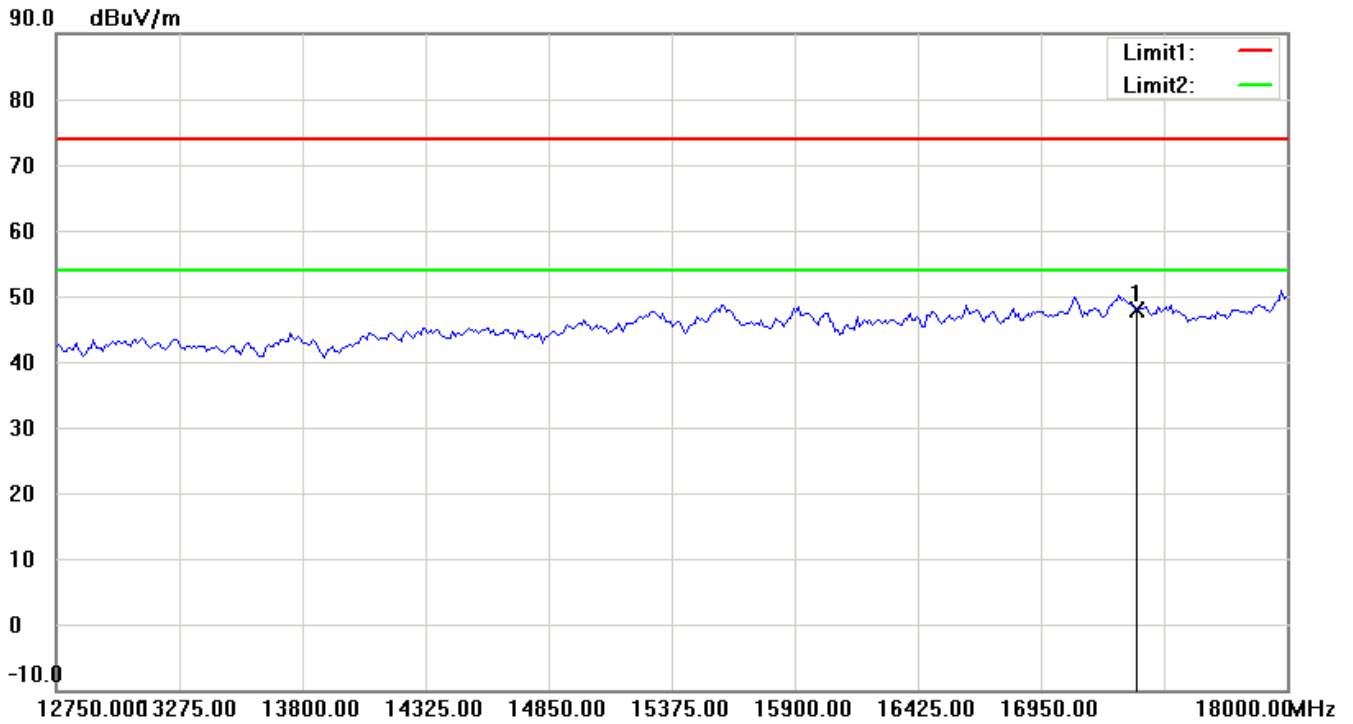
Note:

1. The attached measurement plots are preliminarily pre-scanned with peak detector for determining the final checking frequencies and are for reference only.
2. The some frequencies may exceed the limit line without the specified detectors, but that cannot present the results are failed to the specification of test standard.
3. For corrected test results are listed in the relevant table of radiated test data of this test report.



Worldwide Testing Services(Taiwan) Co., Ltd.

Registration number: W6M21402-13807-C-1
FCC ID: VYTLP8097



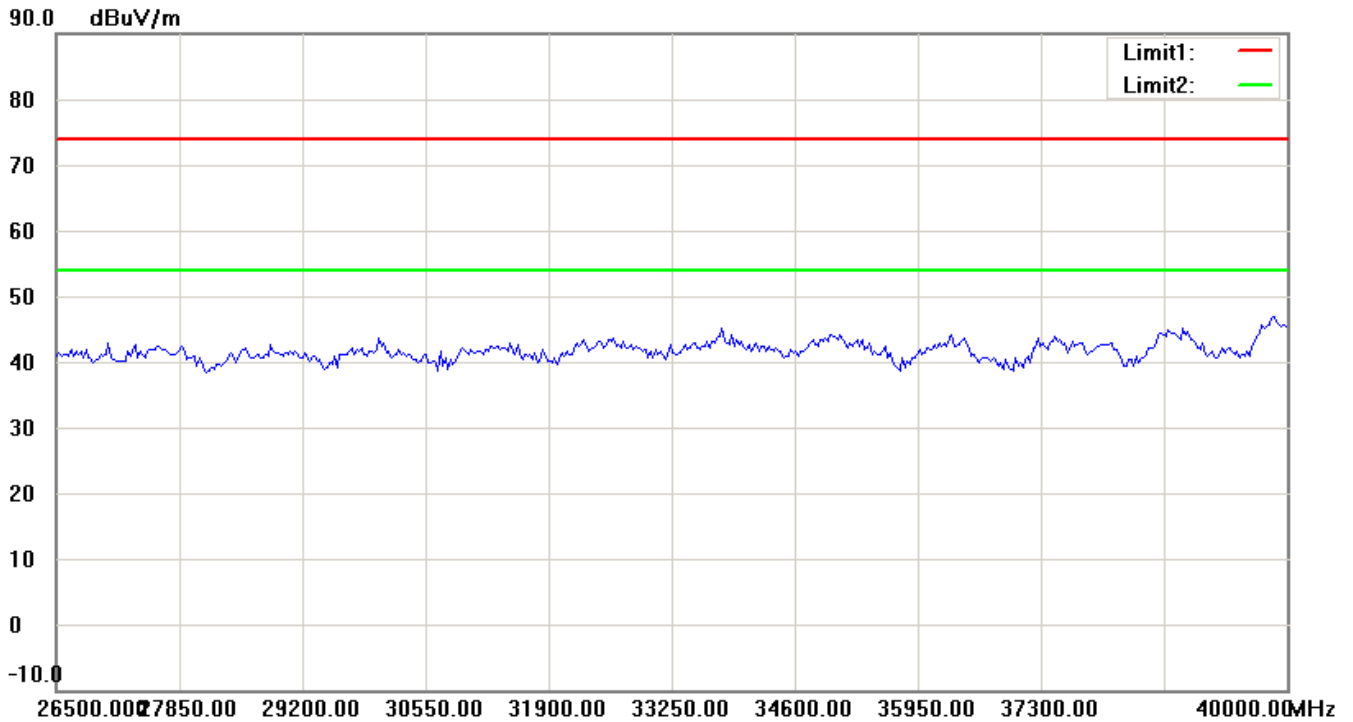
Up Line: Peak Limit Line Down Line: Ave Limit Line

Note:

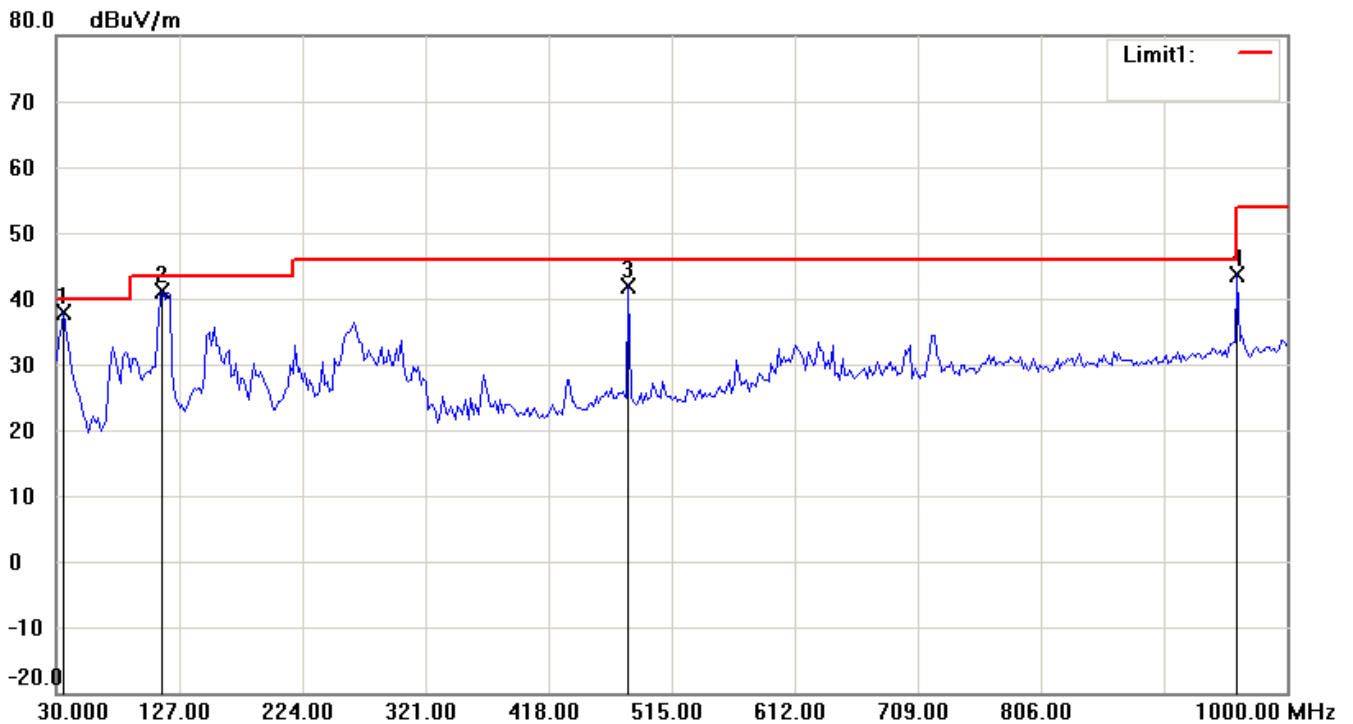
1. The attached measurement plots are preliminarily pre-scanned with peak detector for determining the final checking frequencies and are for reference only.
2. The some frequencies may exceed the limit line without the specified detectors, but that cannot present the results are failed to the specification of test standard.
3. For corrected test results are listed in the relevant table of radiated test data of this test report.



Registration number: W6M21402-13807-C-1
FCC ID: VYTLP8097




Antenna Polarization V



Up Line: Peak Limit Line Down Line: Ave Limit Line

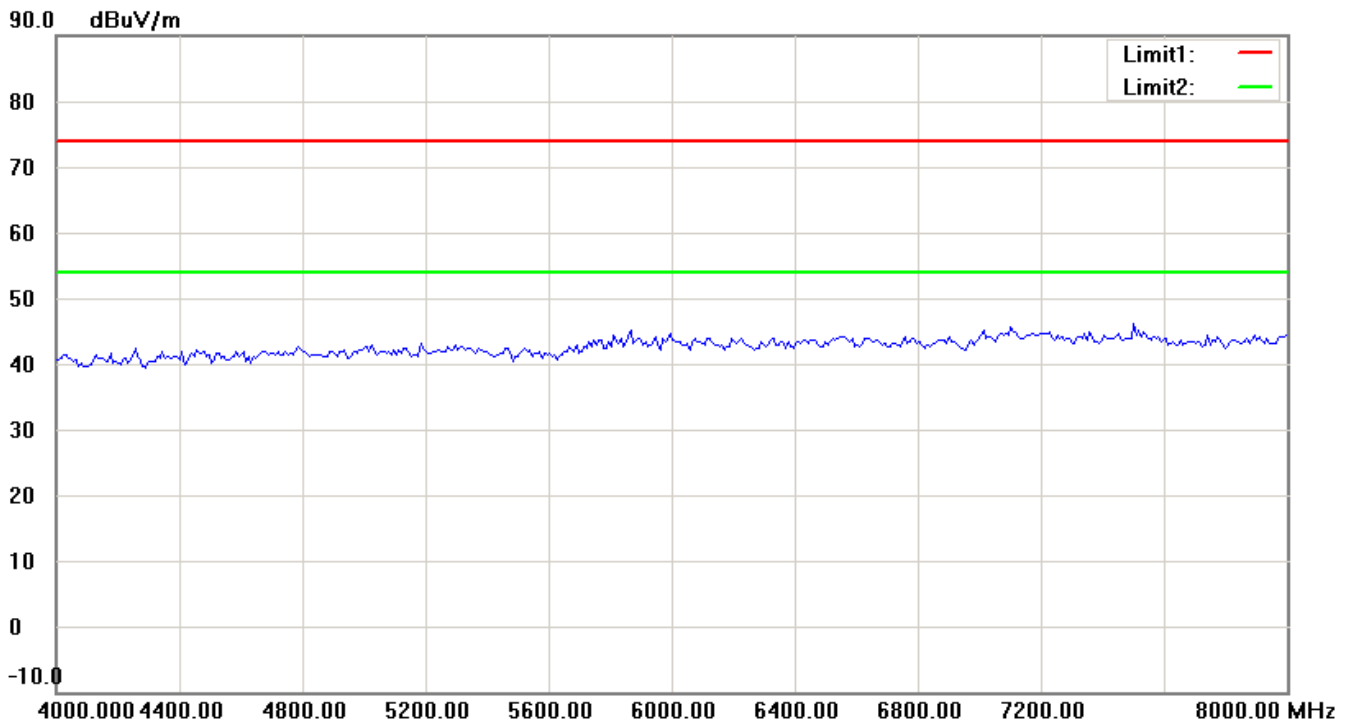
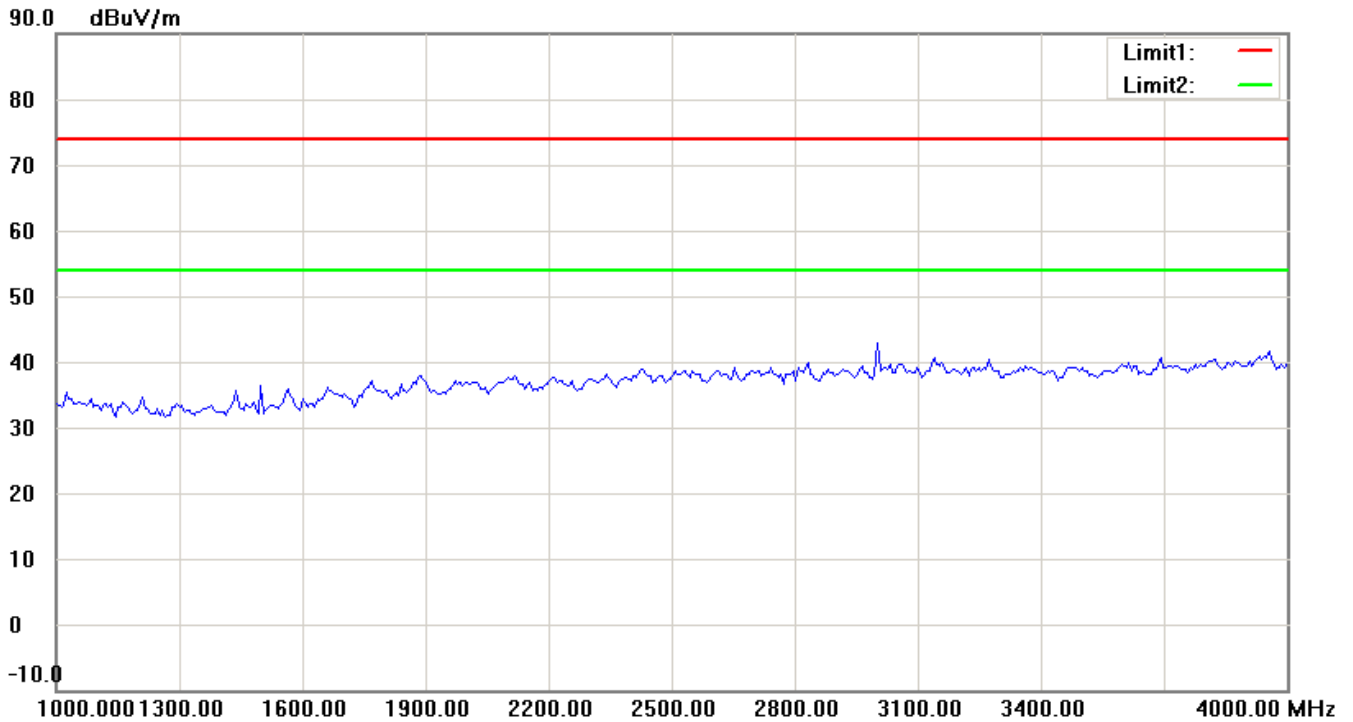
Note:

1. The attached measurement plots are preliminarily pre-scanned with peak detector for determining the final checking frequencies and are for reference only.
2. The some frequencies may exceed the limit line without the specified detectors, but that cannot present the results are failed to the specification of test standard.
3. For corrected test results are listed in the relevant table of radiated test data of this test report.



Worldwide Testing Services(Taiwan) Co., Ltd.

Registration number: W6M21402-13807-C-1
FCC ID: VYTLP8097



Up Line: Peak Limit Line Down Line: Ave Limit Line

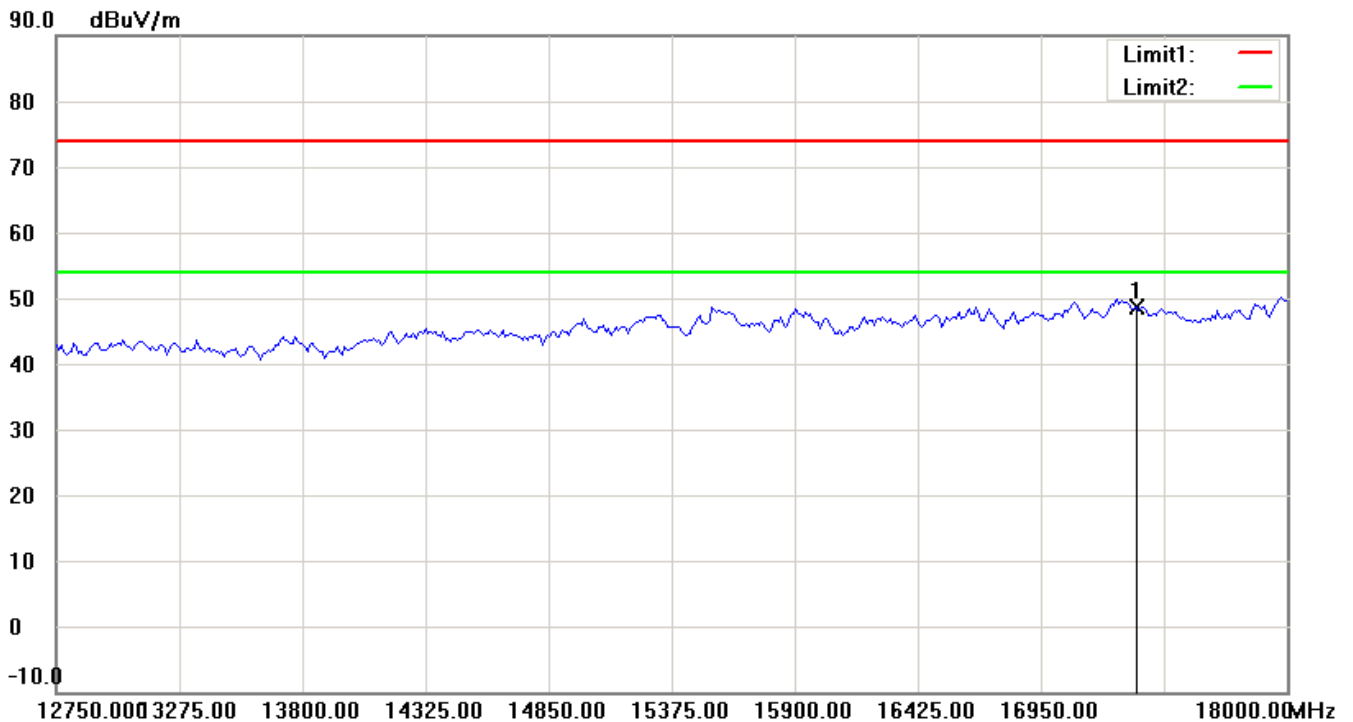
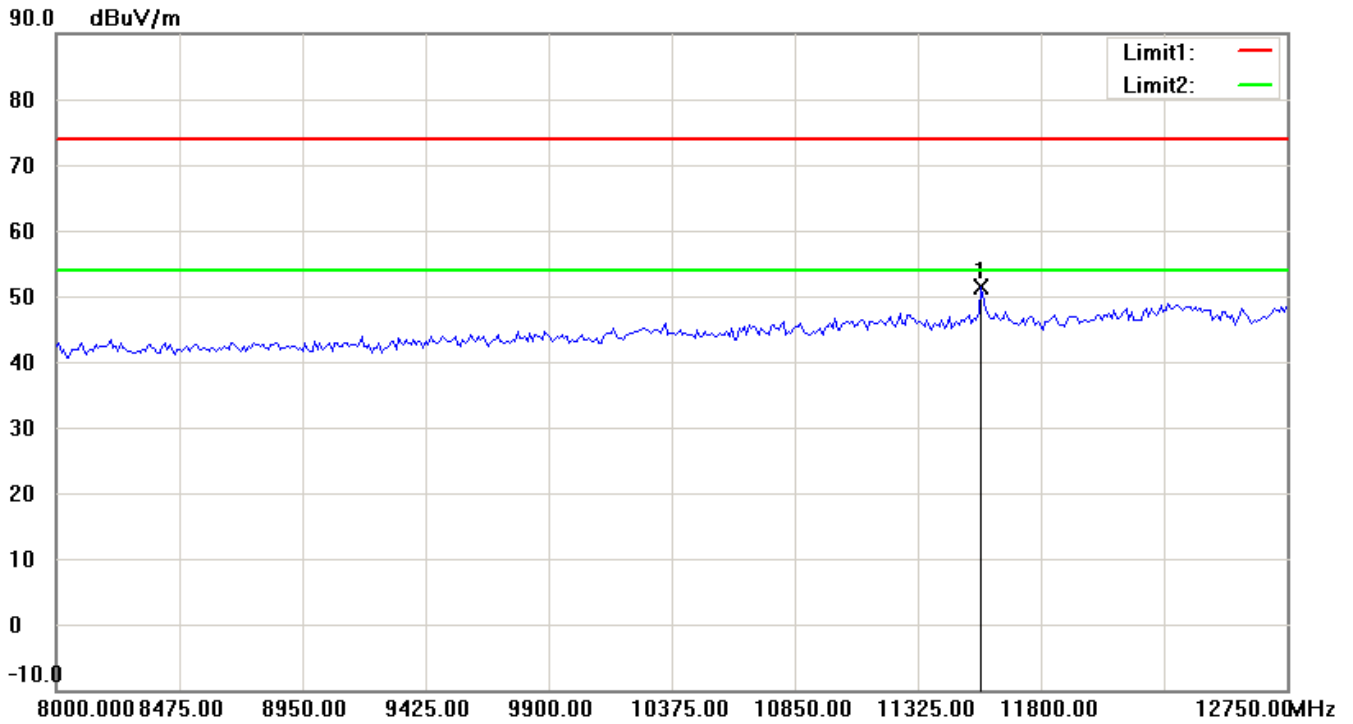
Note:

1. The attached measurement plots are preliminarily pre-scanned with peak detector for determining the final checking frequencies and are for reference only.
2. The some frequencies may exceed the limit line without the specified detectors, but that cannot present the results are failed to the specification of test standard.
3. For corrected test results are listed in the relevant table of radiated test data of this test report.



Worldwide Testing Services(Taiwan) Co., Ltd.

Registration number: W6M21402-13807-C-1
FCC ID: VYTLP8097



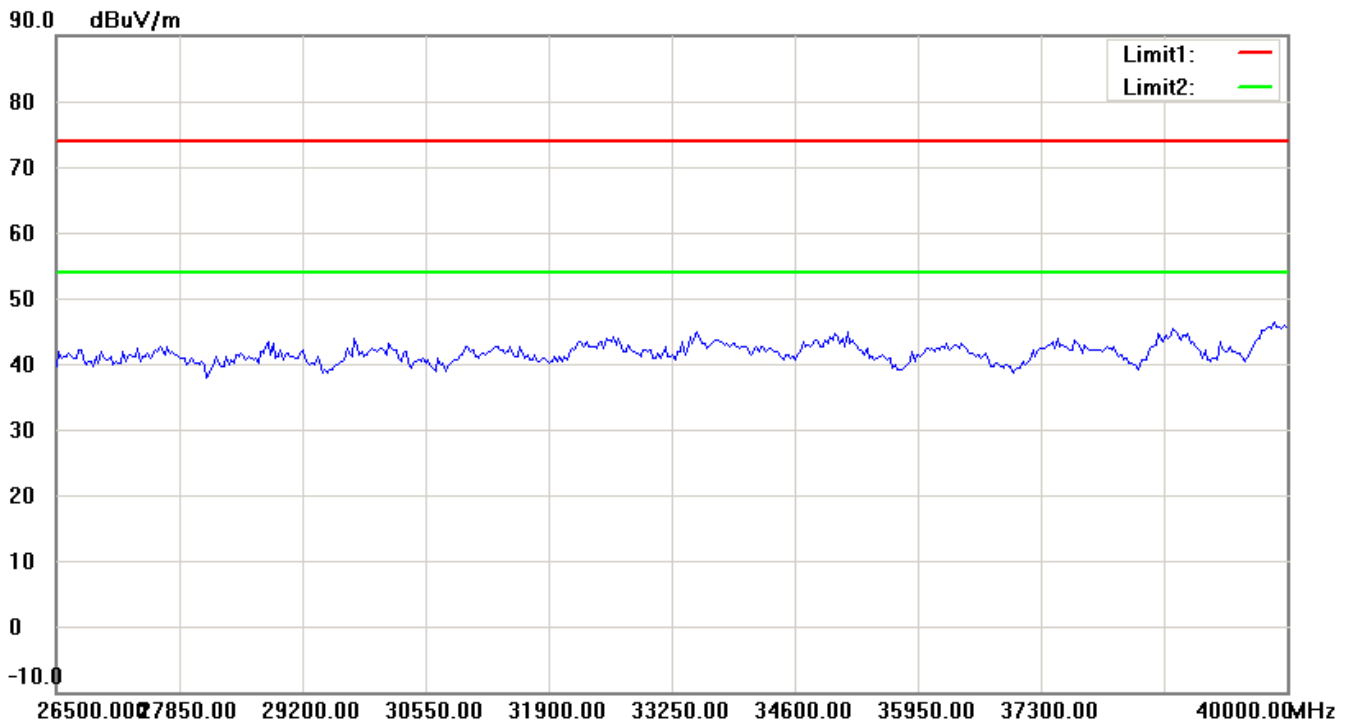
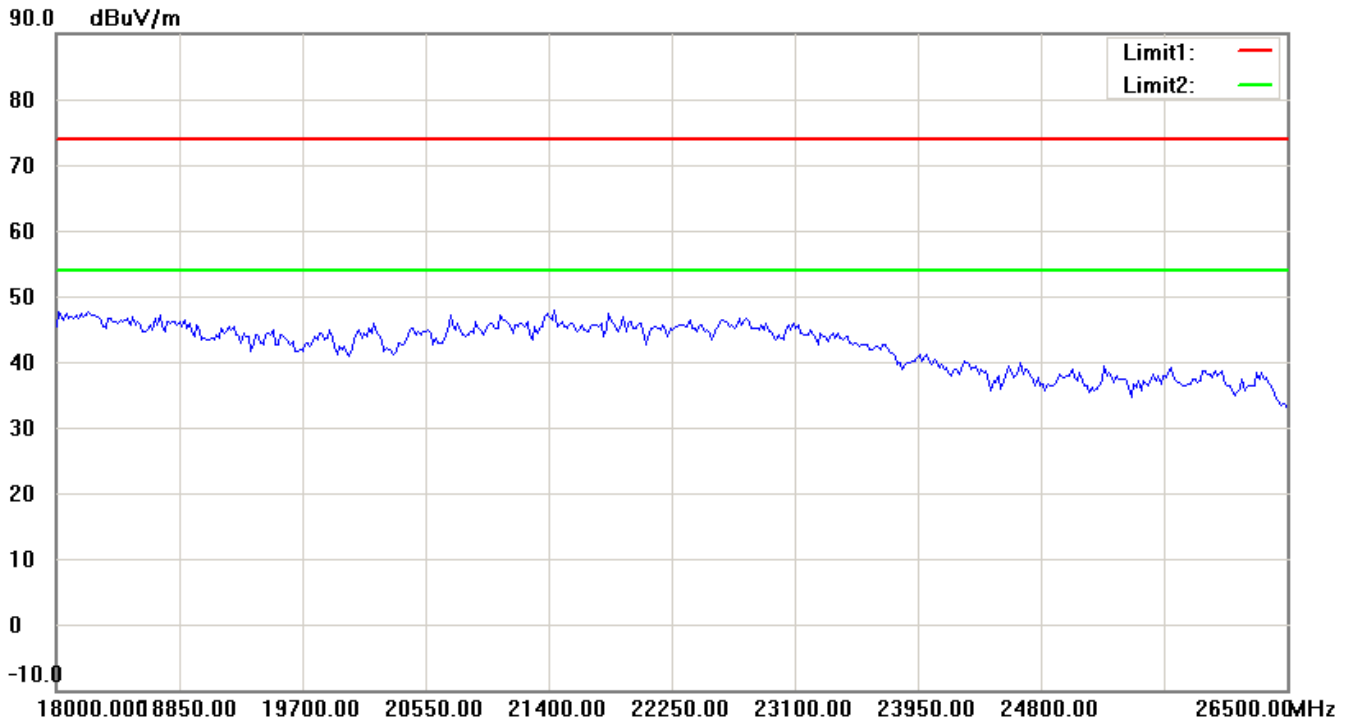
Up Line: Peak Limit Line Down Line: Ave Limit Line

Note:

1. The attached measurement plots are preliminarily pre-scanned with peak detector for determining the final checking frequencies and are for reference only.
2. The some frequencies may exceed the limit line without the specified detectors, but that cannot present the results are failed to the specification of test standard.
3. For corrected test results are listed in the relevant table of radiated test data of this test report.




Registration number: W6M21402-13807-C-1
FCC ID: VYTLP8097



Up Line: Peak Limit Line Down Line: Ave Limit Line

Note:

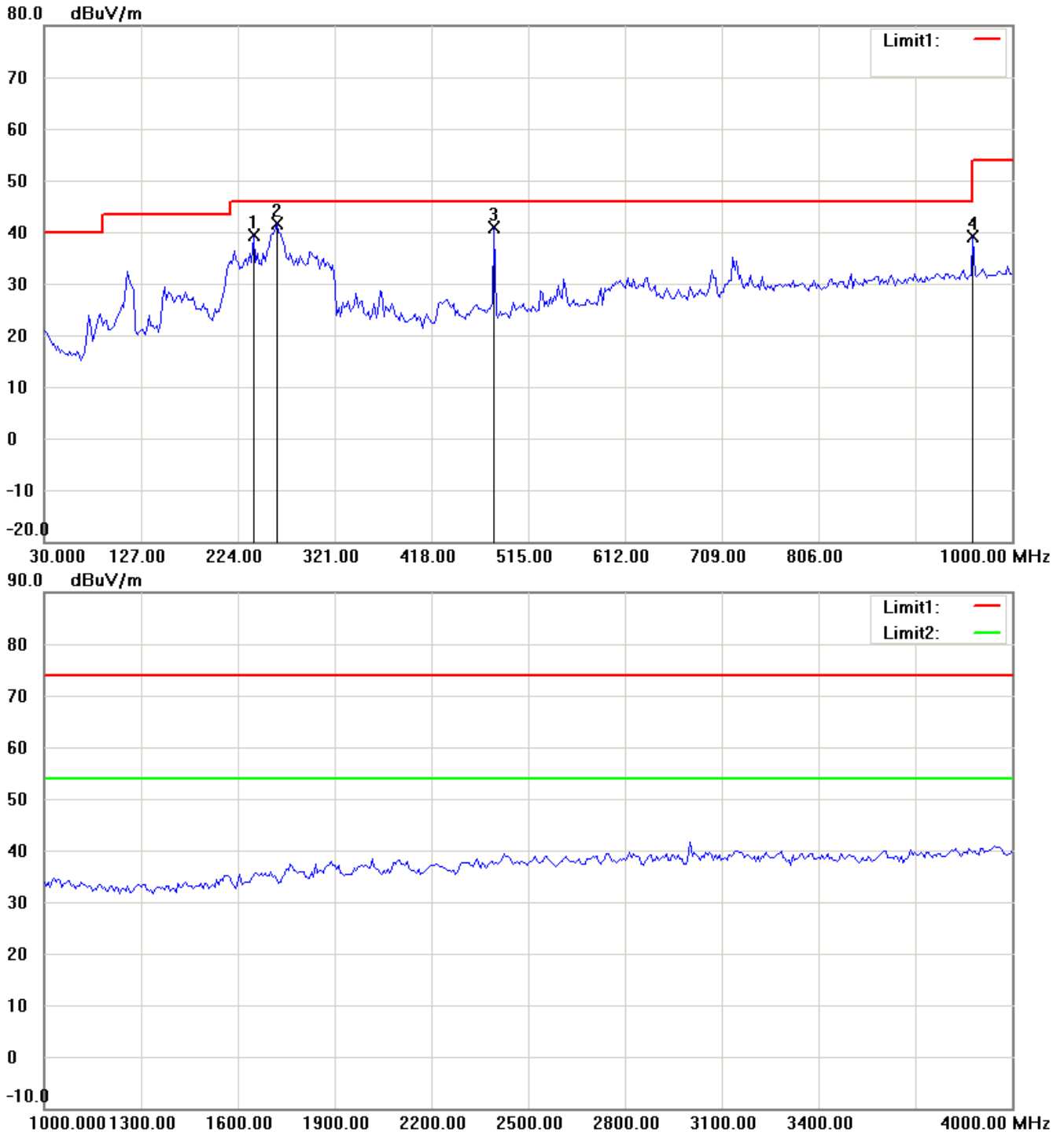
1. The attached measurement plots are preliminarily pre-scanned with peak detector for determining the final checking frequencies and are for reference only.
2. The some frequencies may exceed the limit line without the specified detectors, but that cannot present the results are failed to the specification of test standard.
3. For corrected test results are listed in the relevant table of radiated test data of this test report.



Registration number: W6M21402-13807-C-1
FCC ID: VYTLP8097

802.11a 5825MHz


Antenna Polarization H



Up Line: Peak Limit Line Down Line: Ave Limit Line

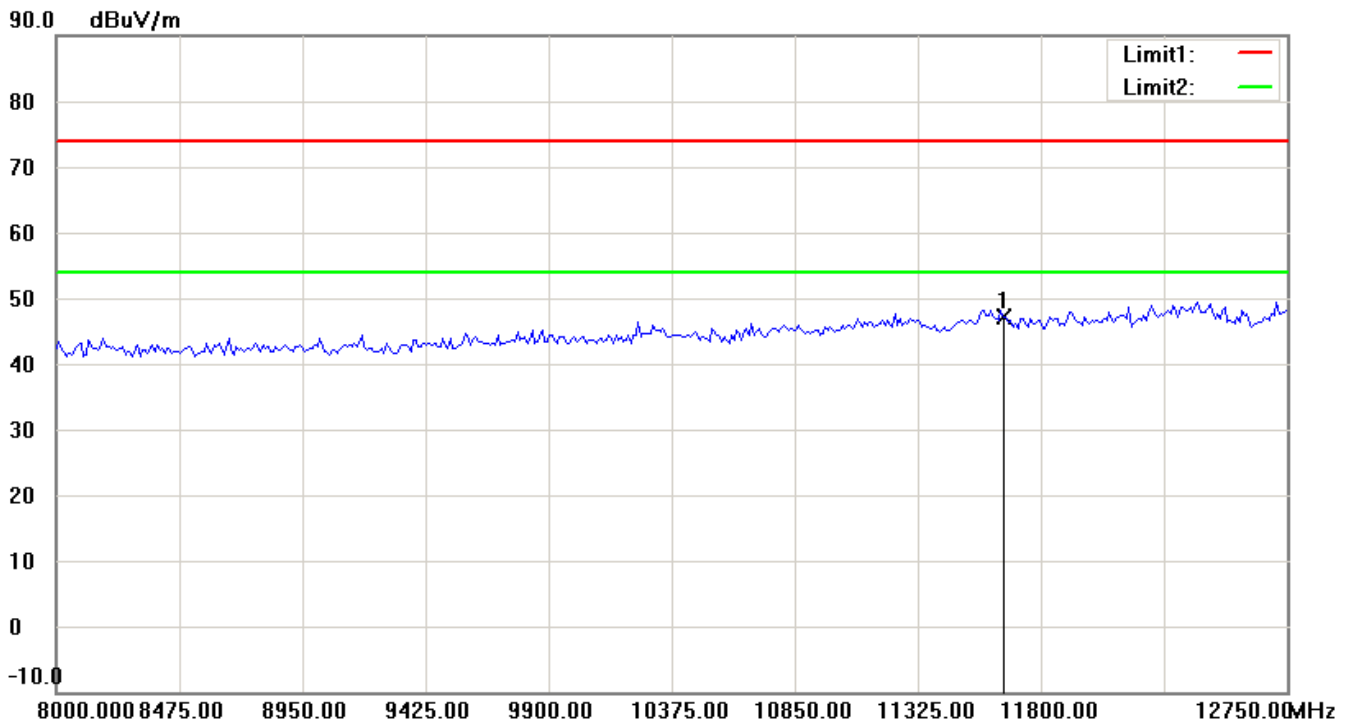
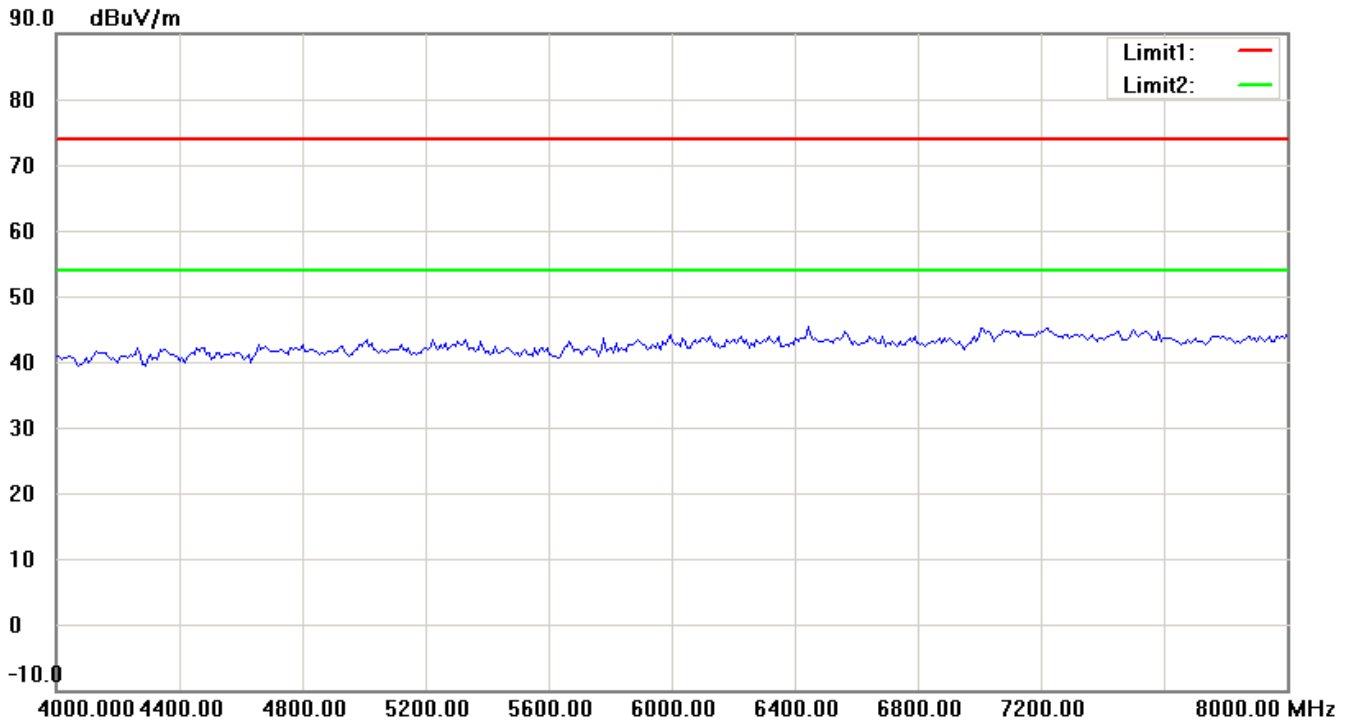
Note:

1. The attached measurement plots are preliminarily pre-scanned with peak detector for determining the final checking frequencies and are for reference only.
2. The some frequencies may exceed the limit line without the specified detectors, but that cannot present the results are failed to the specification of test standard.
3. For corrected test results are listed in the relevant table of radiated test data of this test report.



Worldwide Testing Services(Taiwan) Co., Ltd.


Registration number: W6M21402-13807-C-1
FCC ID: VYTLP8097



Up Line: Peak Limit Line Down Line: Ave Limit Line

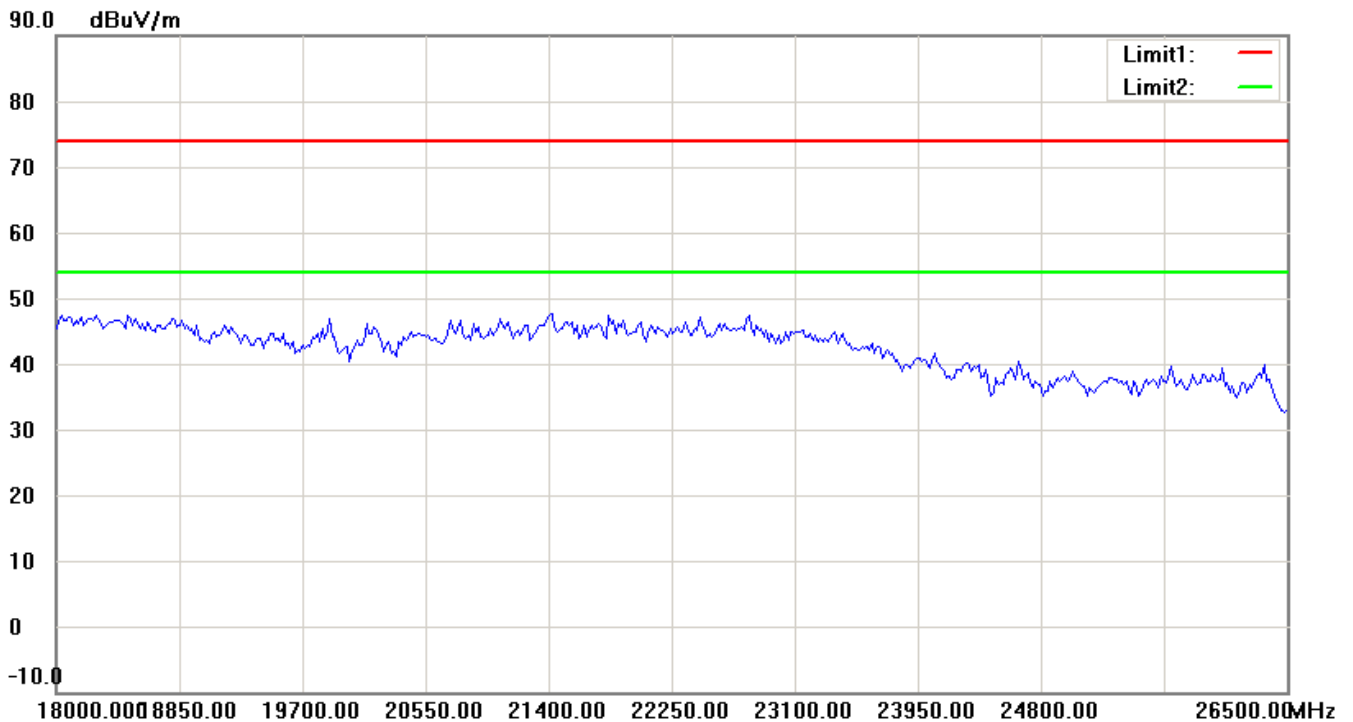
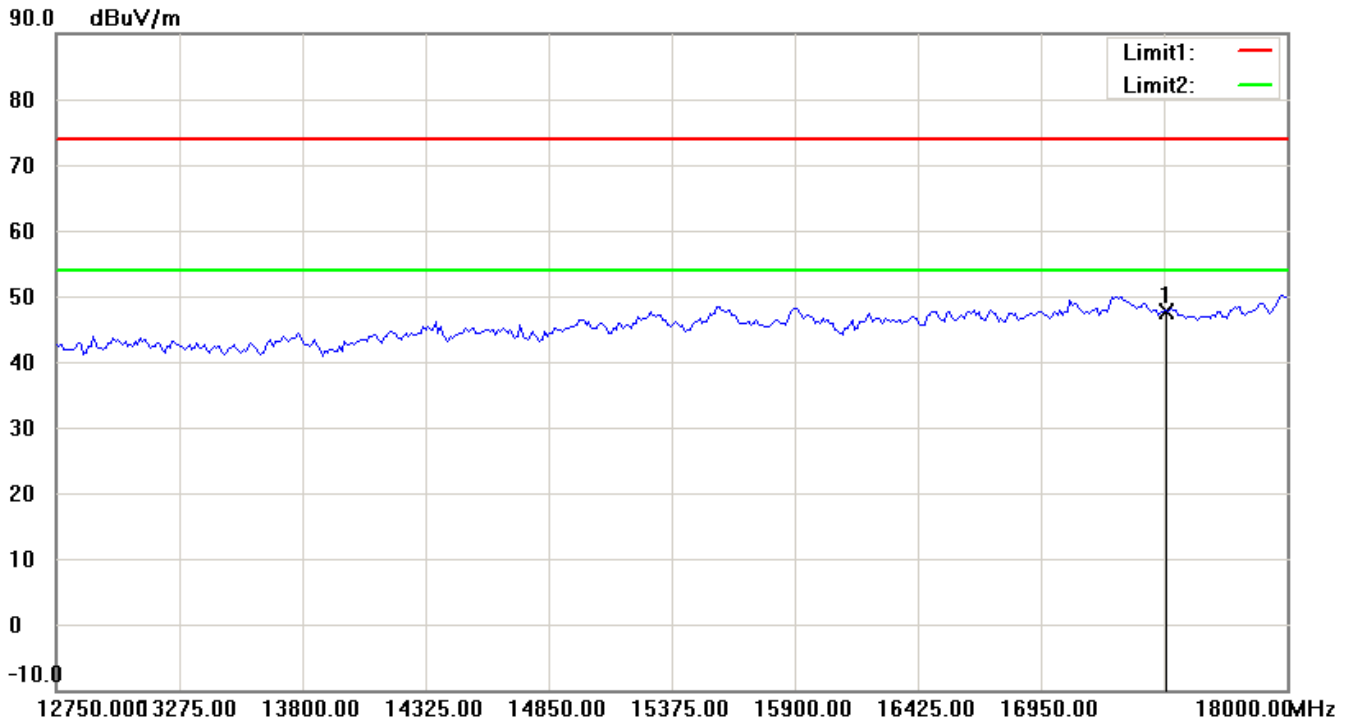
Note:

1. The attached measurement plots are preliminarily pre-scanned with peak detector for determining the final checking frequencies and are for reference only.
2. The some frequencies may exceed the limit line without the specified detectors, but that cannot present the results are failed to the specification of test standard.
3. For corrected test results are listed in the relevant table of radiated test data of this test report.



Worldwide Testing Services(Taiwan) Co., Ltd.

Registration number: W6M21402-13807-C-1
FCC ID: VYTLP8097



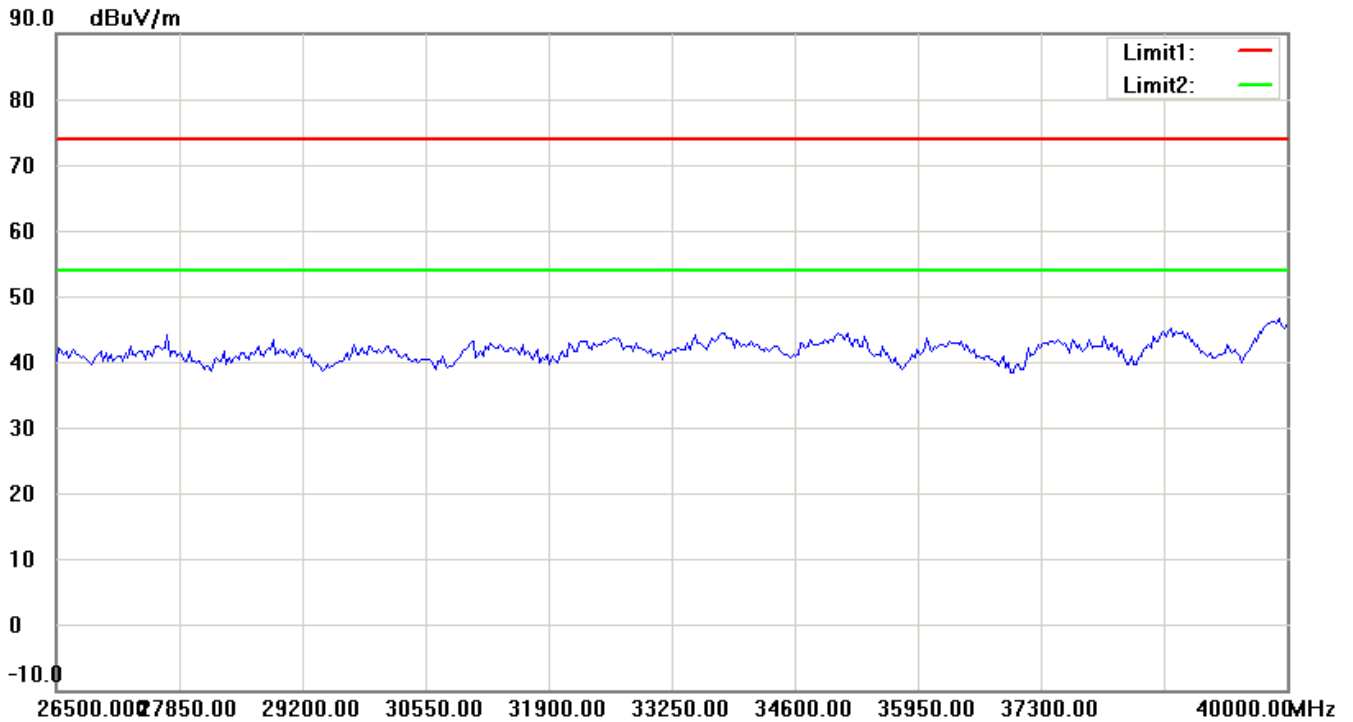
Up Line: Peak Limit Line Down Line: Ave Limit Line

Note:

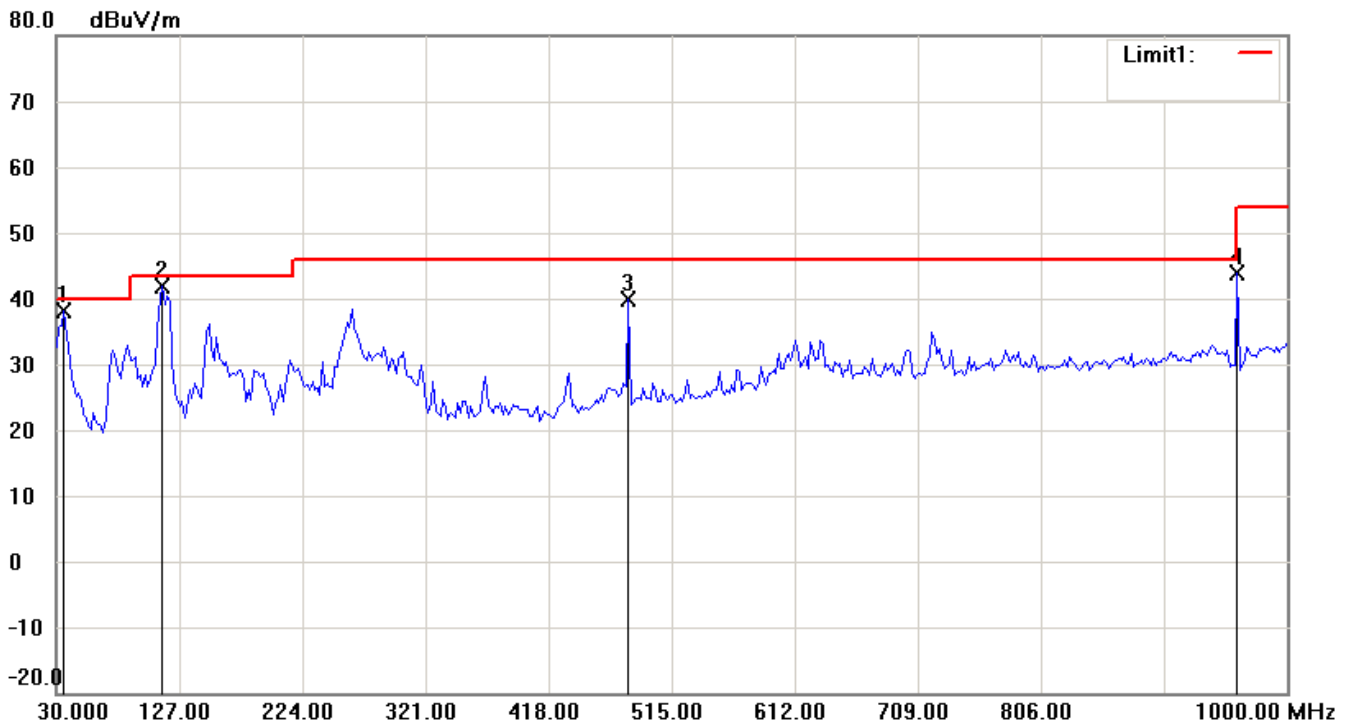
1. The attached measurement plots are preliminarily pre-scanned with peak detector for determining the final checking frequencies and are for reference only.
2. The some frequencies may exceed the limit line without the specified detectors, but that cannot present the results are failed to the specification of test standard.
3. For corrected test results are listed in the relevant table of radiated test data of this test report.



Registration number: W6M21402-13807-C-1
FCC ID: VYTLP8097




Antenna Polarization V



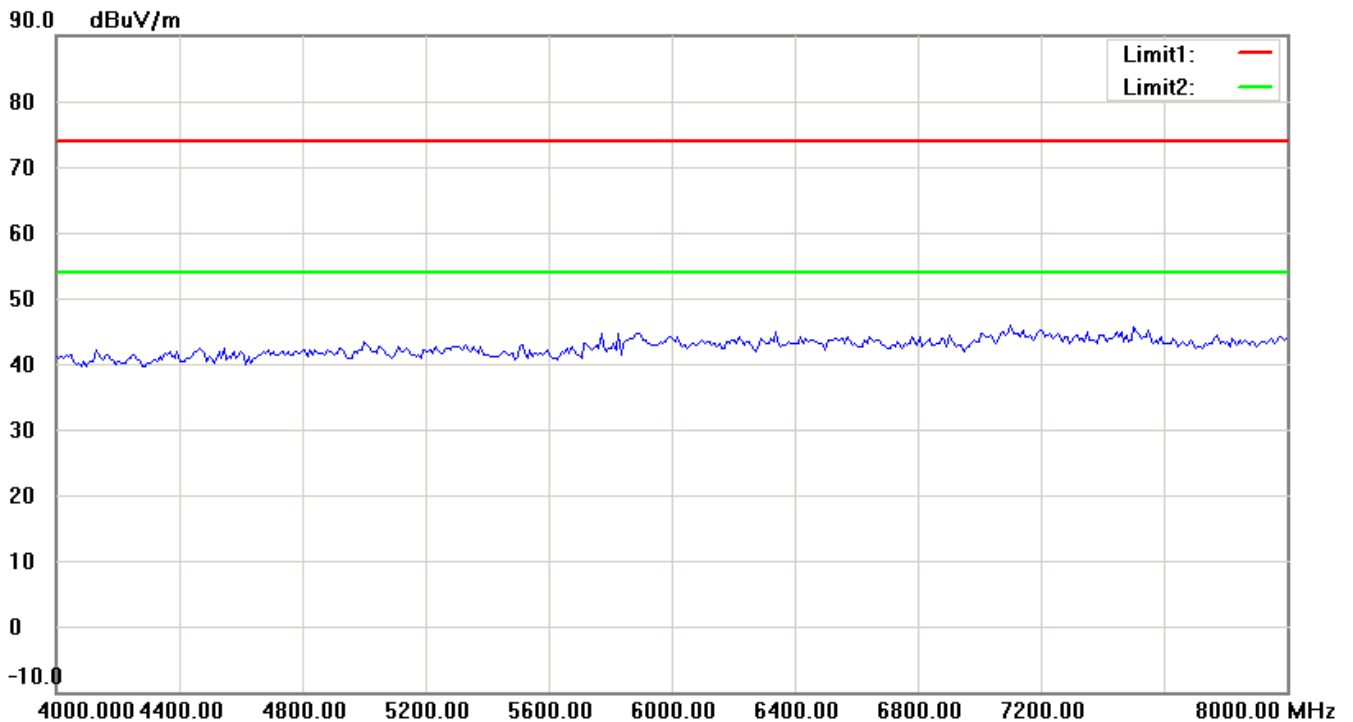
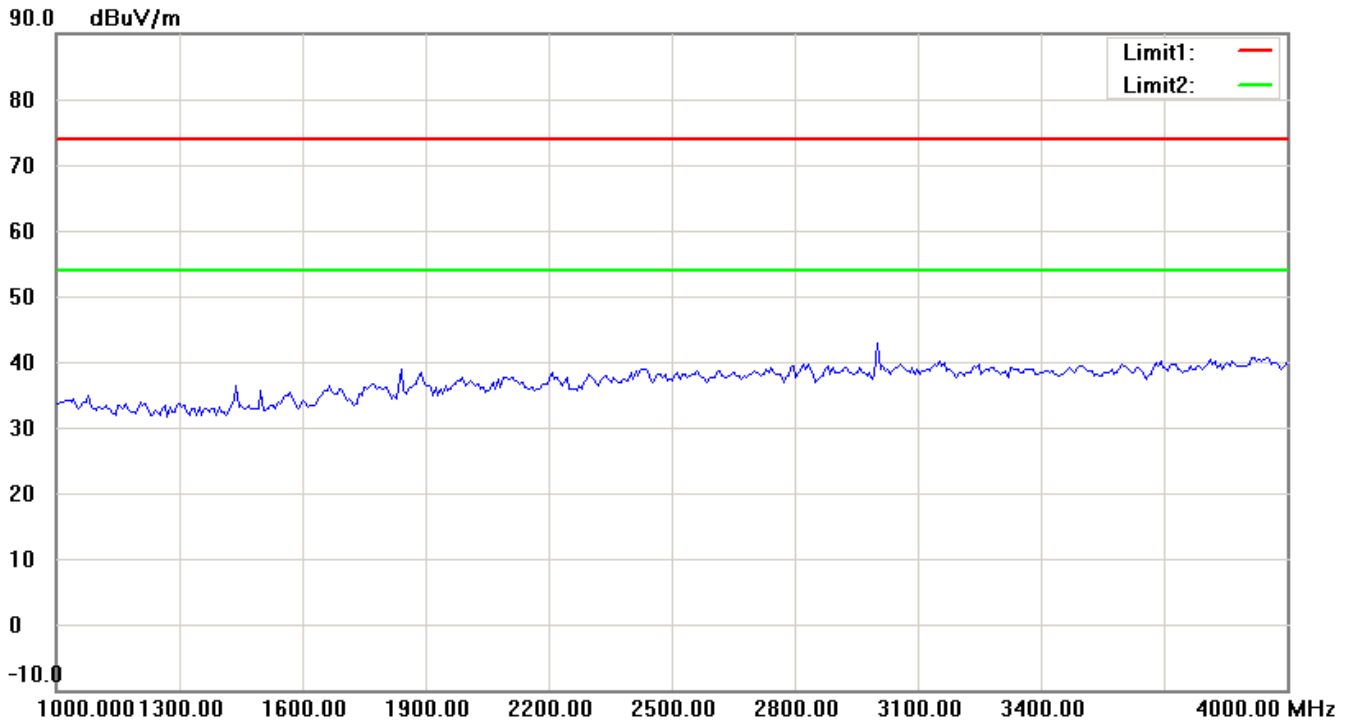
Up Line: Peak Limit Line Down Line: Ave Limit Line

Note:

1. The attached measurement plots are preliminarily pre-scanned with peak detector for determining the final checking frequencies and are for reference only.
2. The some frequencies may exceed the limit line without the specified detectors, but that cannot present the results are failed to the specification of test standard.
3. For corrected test results are listed in the relevant table of radiated test data of this test report.



Registration number: W6M21402-13807-C-1
FCC ID: VYTLP8097



Up Line: Peak Limit Line Down Line: Ave Limit Line

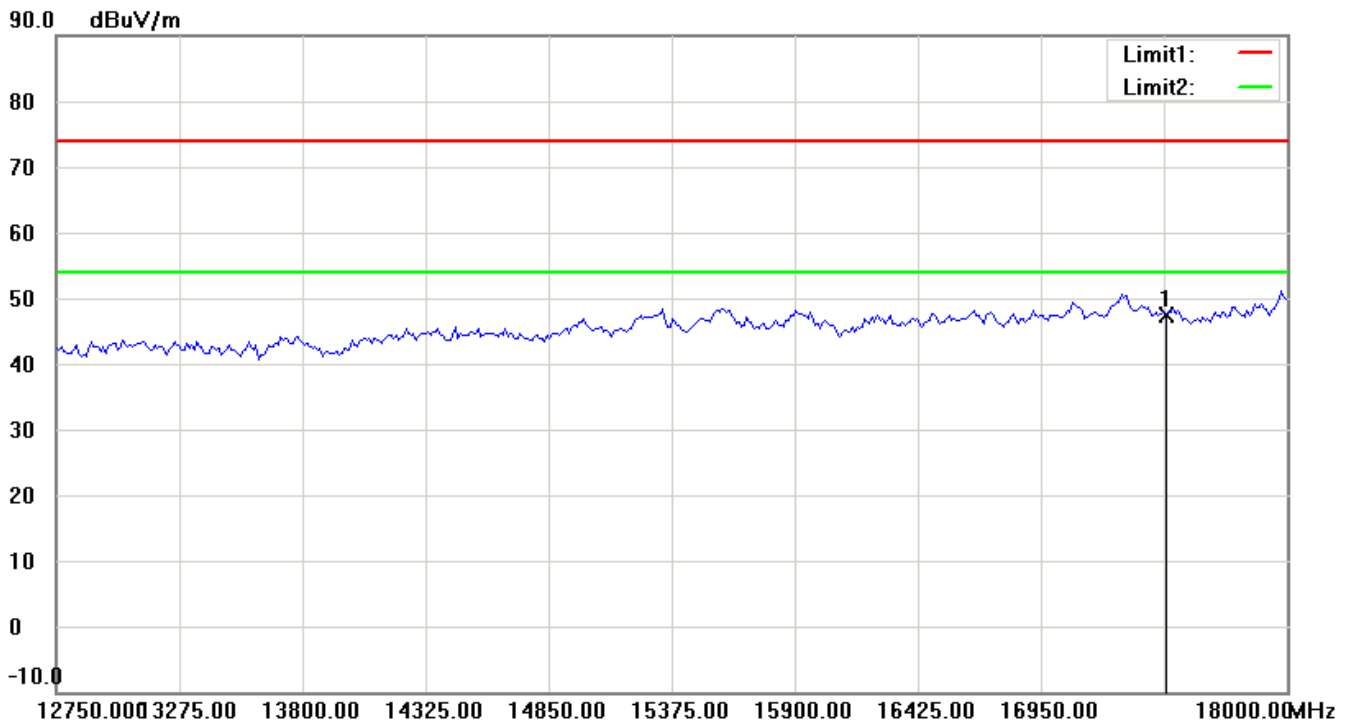
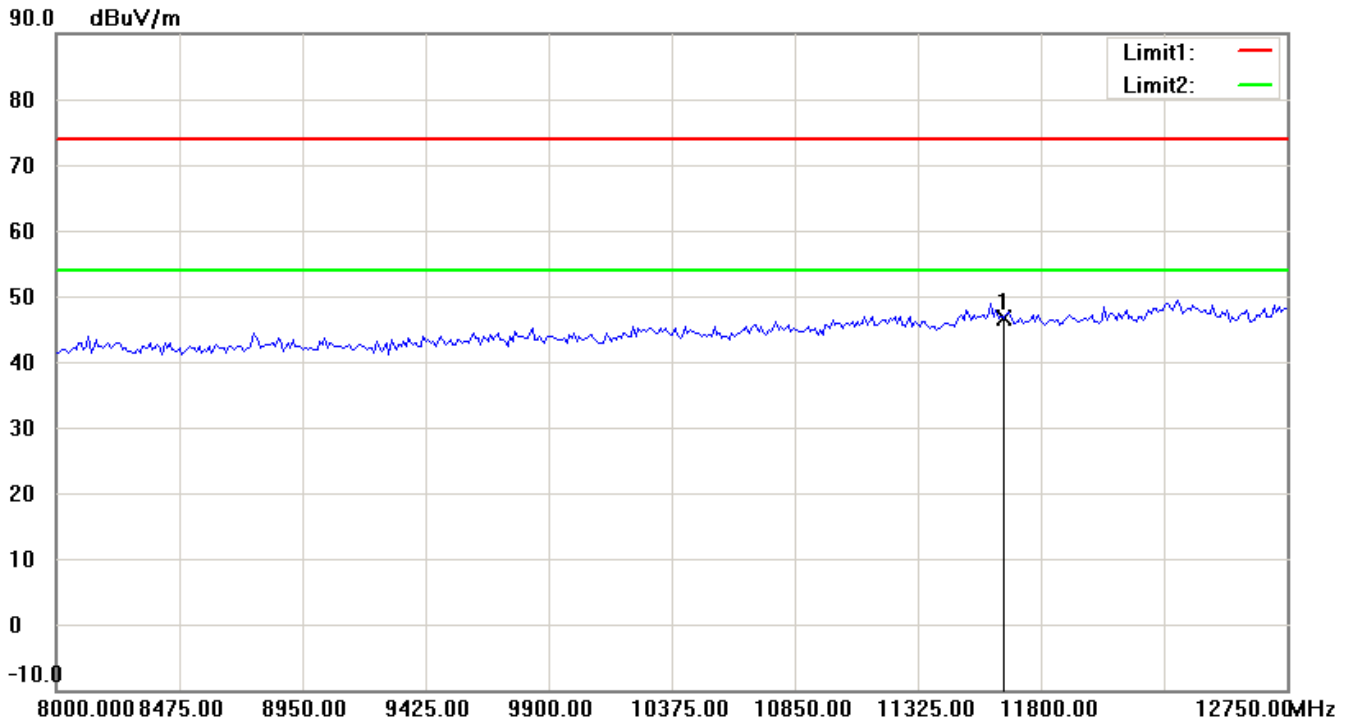
Note:

1. The attached measurement plots are preliminarily pre-scanned with peak detector for determining the final checking frequencies and are for reference only.
2. The some frequencies may exceed the limit line without the specified detectors, but that cannot present the results are failed to the specification of test standard.
3. For corrected test results are listed in the relevant table of radiated test data of this test report.



Worldwide Testing Services(Taiwan) Co., Ltd.


Registration number: W6M21402-13807-C-1
FCC ID: VYTLP8097



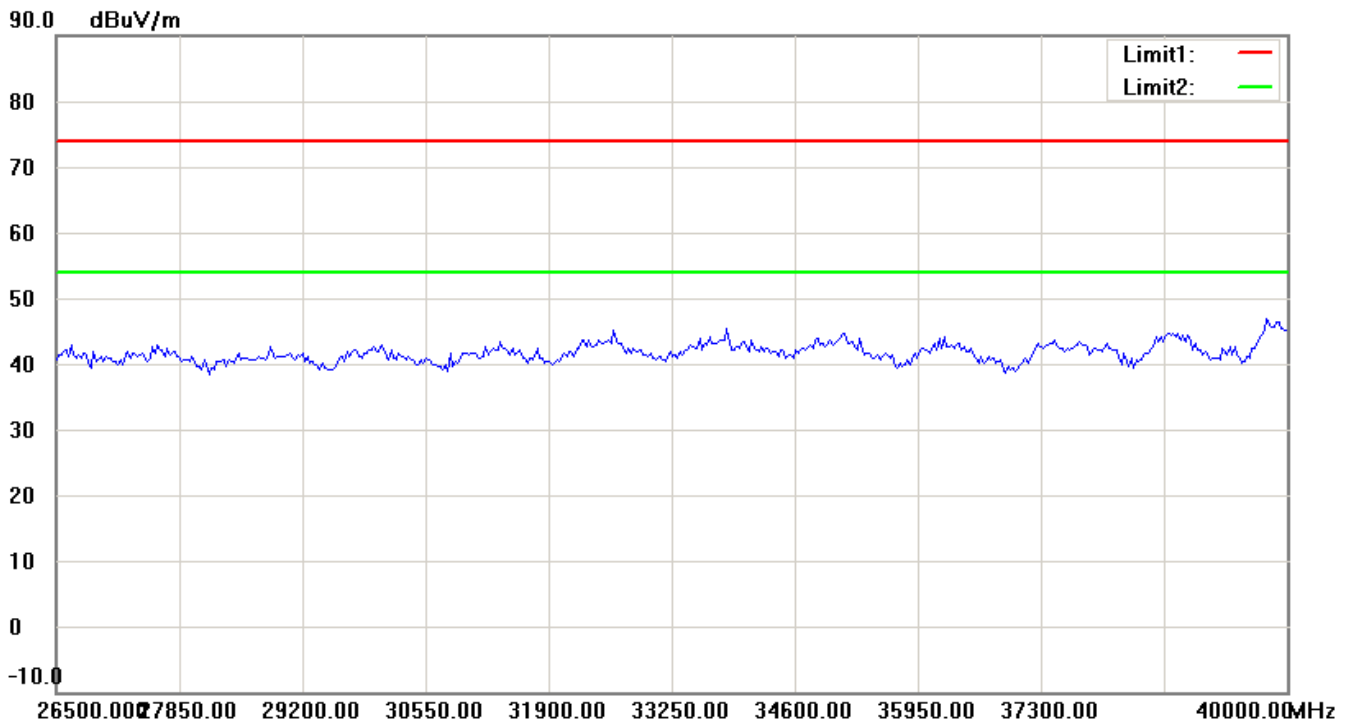
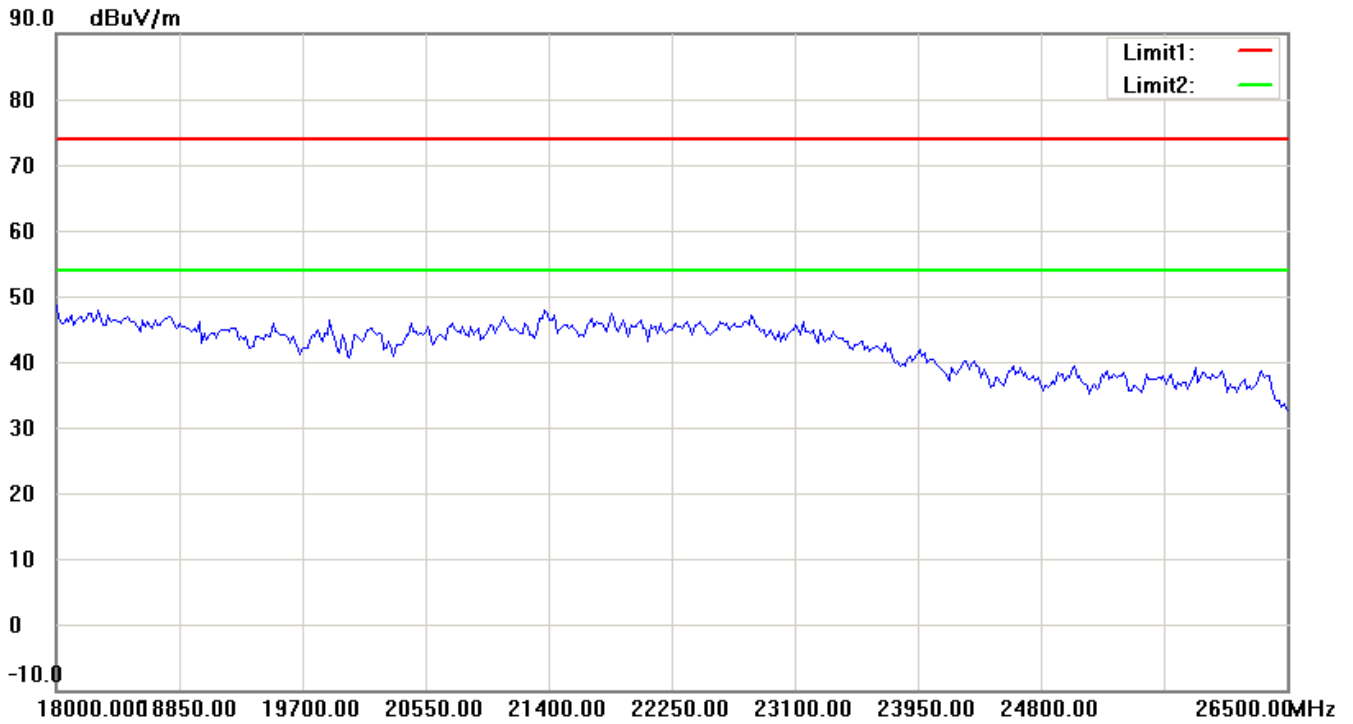
Up Line: Peak Limit Line Down Line: Ave Limit Line

Note:

1. The attached measurement plots are preliminarily pre-scanned with peak detector for determining the final checking frequencies and are for reference only.
2. The some frequencies may exceed the limit line without the specified detectors, but that cannot present the results are failed to the specification of test standard.
3. For corrected test results are listed in the relevant table of radiated test data of this test report.




Registration number: W6M21402-13807-C-1
FCC ID: VYTLP8097



Up Line: Peak Limit Line Down Line: Ave Limit Line

Note:

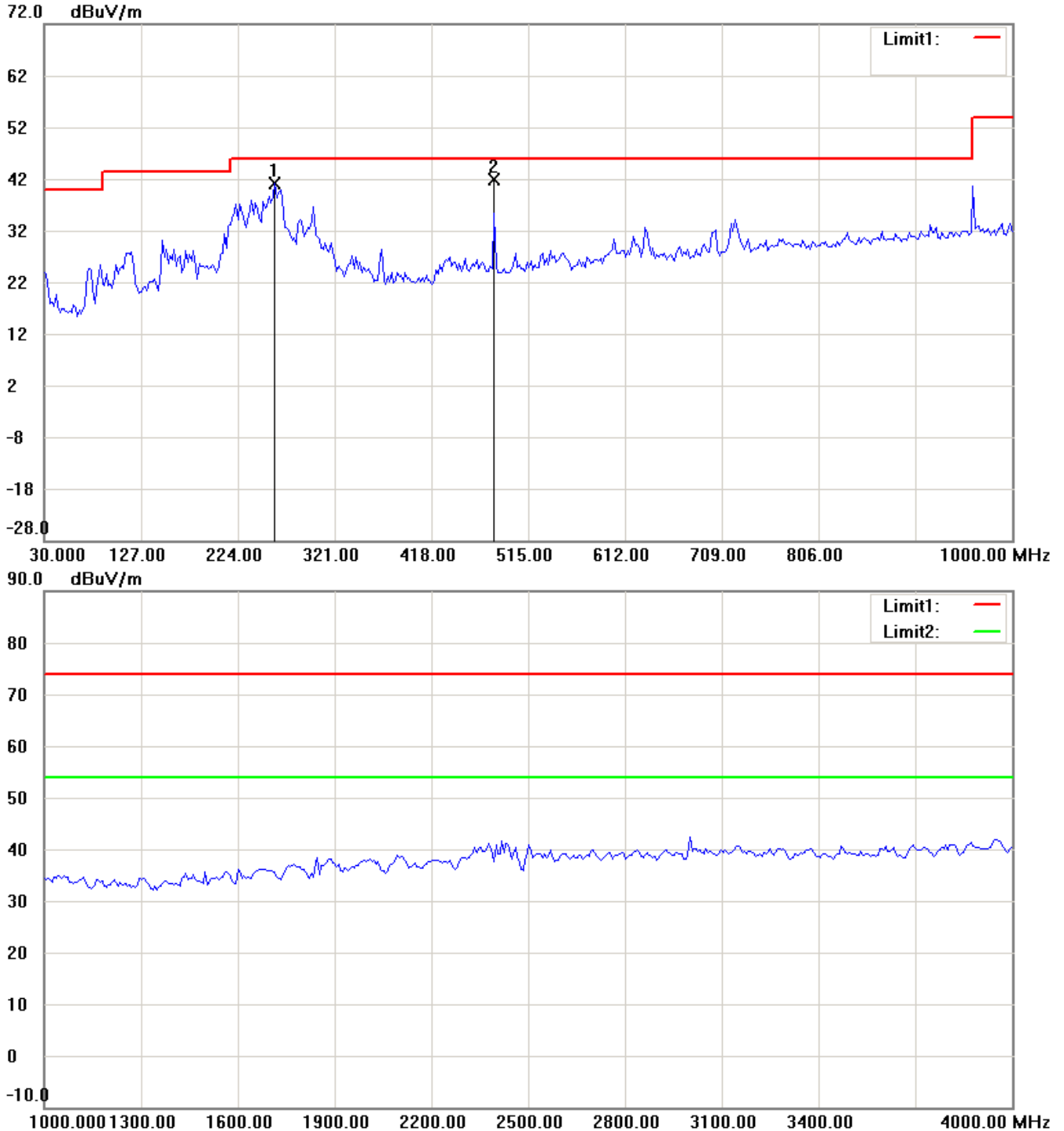
1. The attached measurement plots are preliminarily pre-scanned with peak detector for determining the final checking frequencies and are for reference only.
2. The some frequencies may exceed the limit line without the specified detectors, but that cannot present the results are failed to the specification of test standard.
3. For corrected test results are listed in the relevant table of radiated test data of this test report.



Registration number: W6M21402-13807-C-1
FCC ID: VYTLP8097

802.11b 2412MHz


Antenna Polarization H



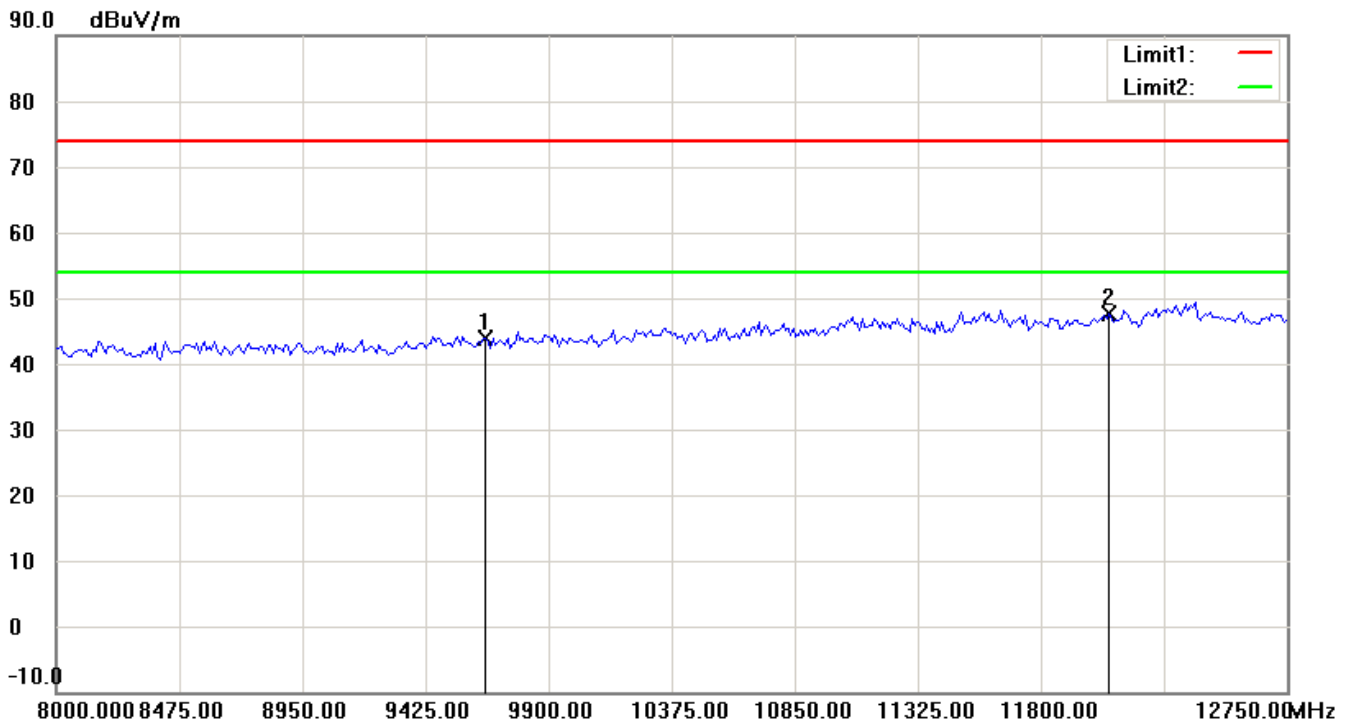
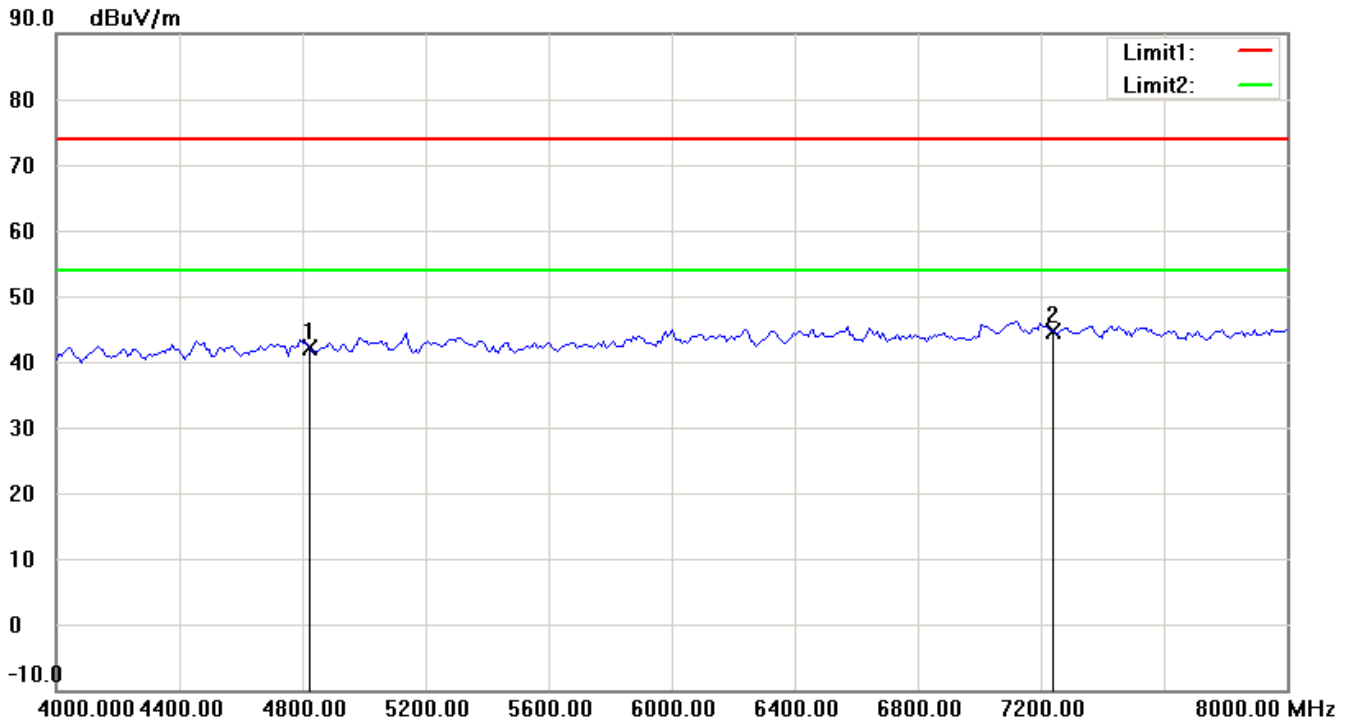
Up Line: Peak Limit Line Down Line: Ave Limit Line

Note:

1. The attached measurement plots are preliminarily pre-scanned with peak detector for determining the final checking frequencies and are for reference only.
2. The some frequencies may exceed the limit line without the specified detectors, but that cannot present the results are failed to the specification of test standard.
3. For corrected test results are listed in the relevant table of radiated test data of this test report.



Registration number: W6M21402-13807-C-1
FCC ID: VYTLP8097



Up Line: Peak Limit Line Down Line: Ave Limit Line

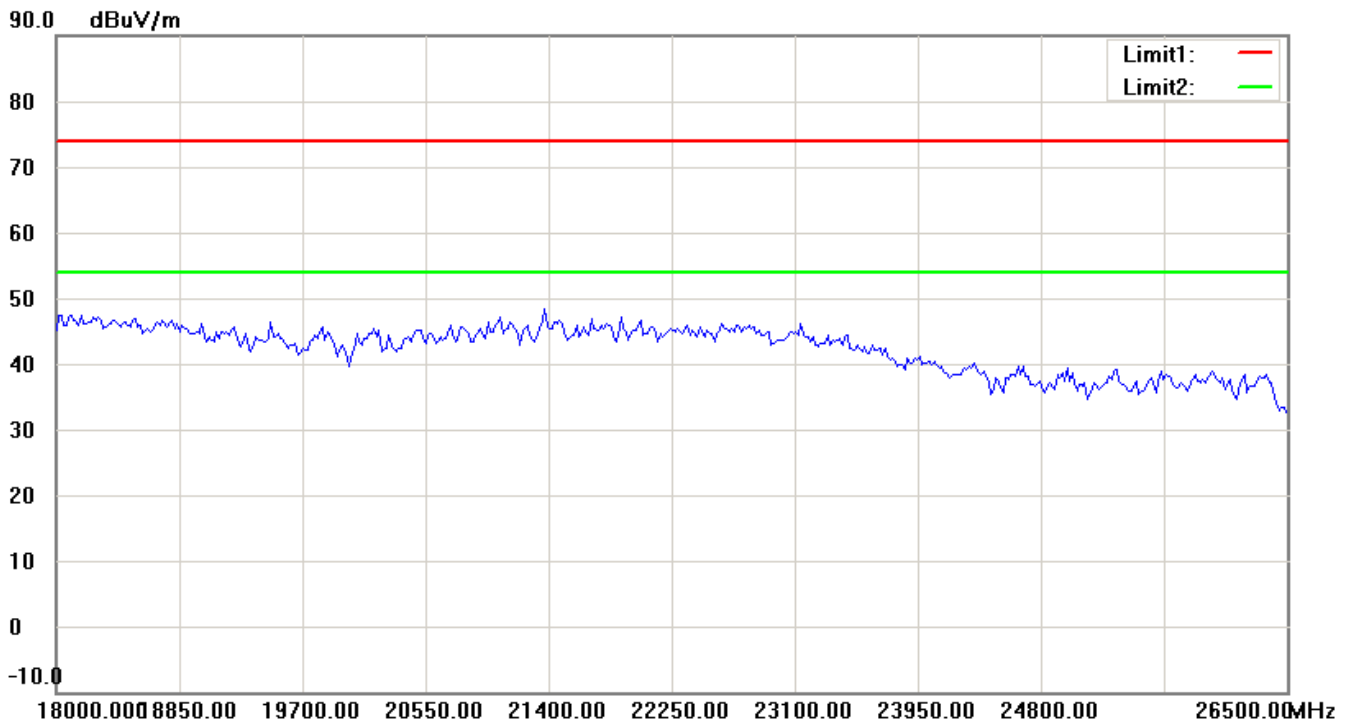
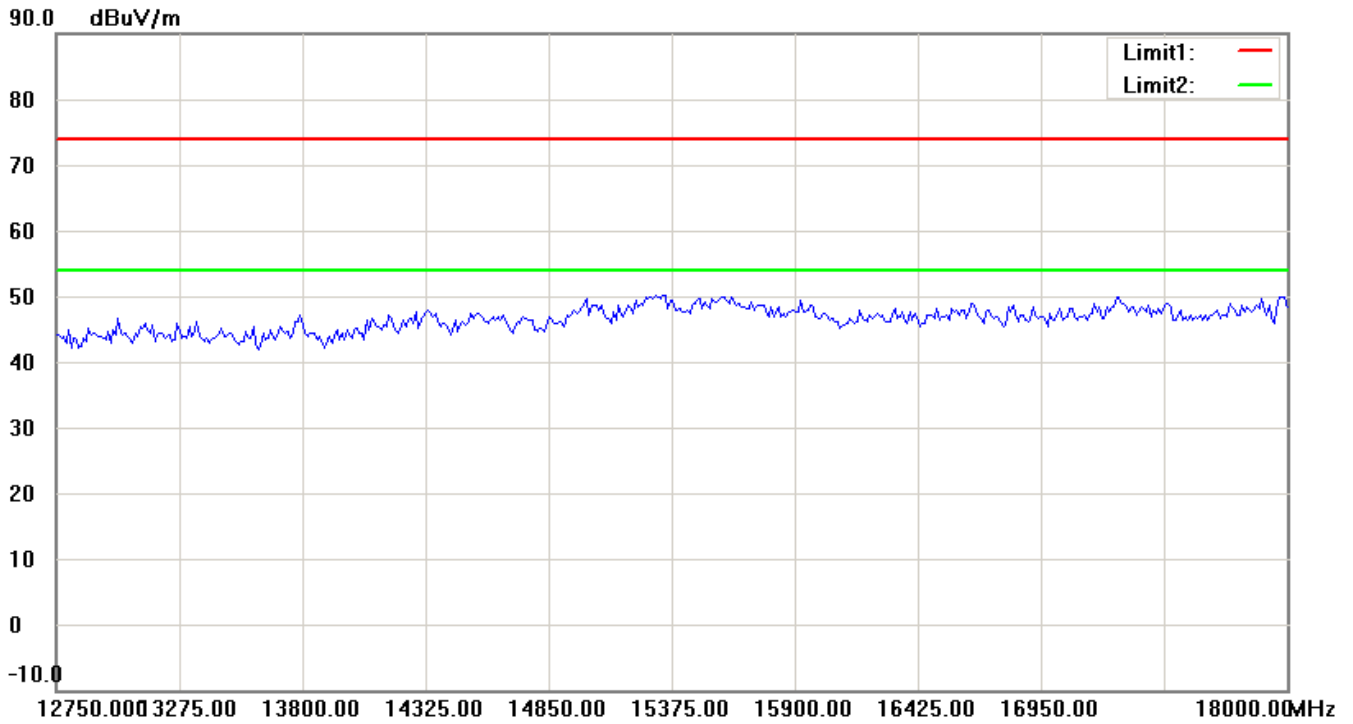
Note:

1. The attached measurement plots are preliminarily pre-scanned with peak detector for determining the final checking frequencies and are for reference only.
2. The some frequencies may exceed the limit line without the specified detectors, but that cannot present the results are failed to the specification of test standard.
3. For corrected test results are listed in the relevant table of radiated test data of this test report.



Worldwide Testing Services(Taiwan) Co., Ltd.


Registration number: W6M21402-13807-C-1
FCC ID: VYTLP8097



Up Line: Peak Limit Line Down Line: Ave Limit Line

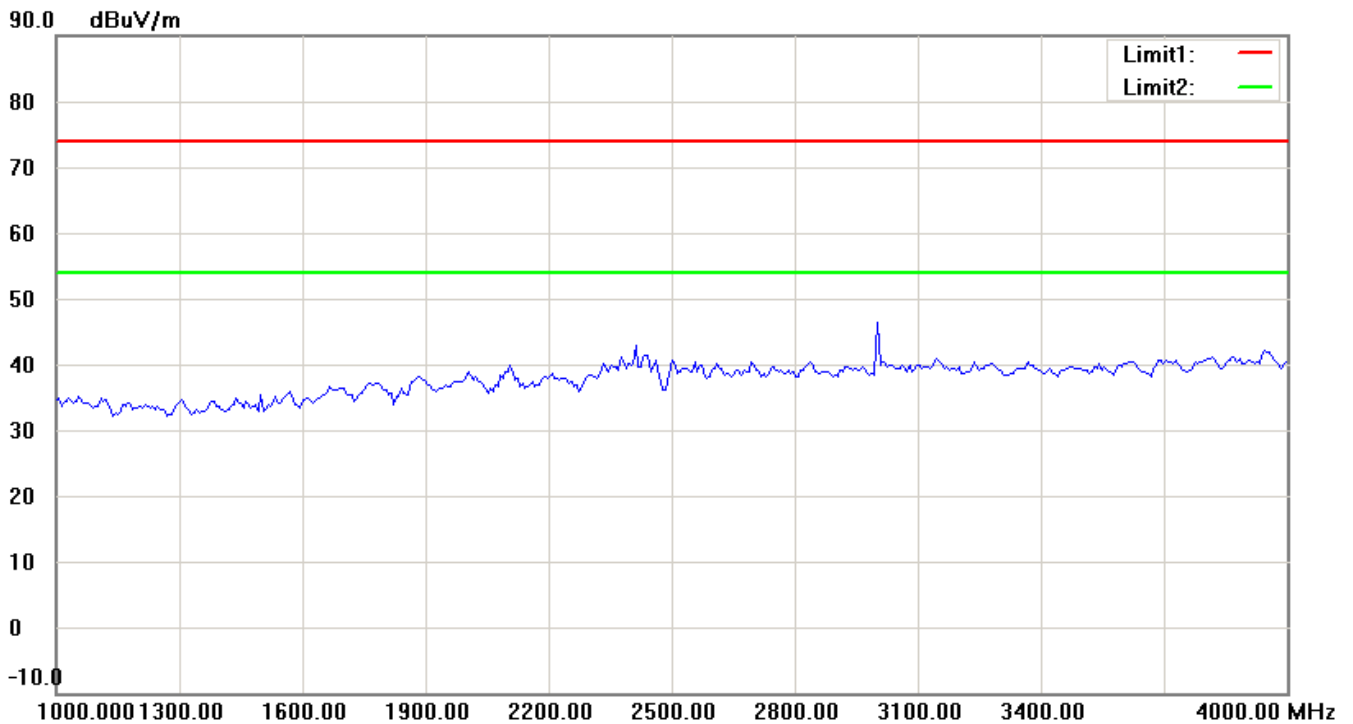
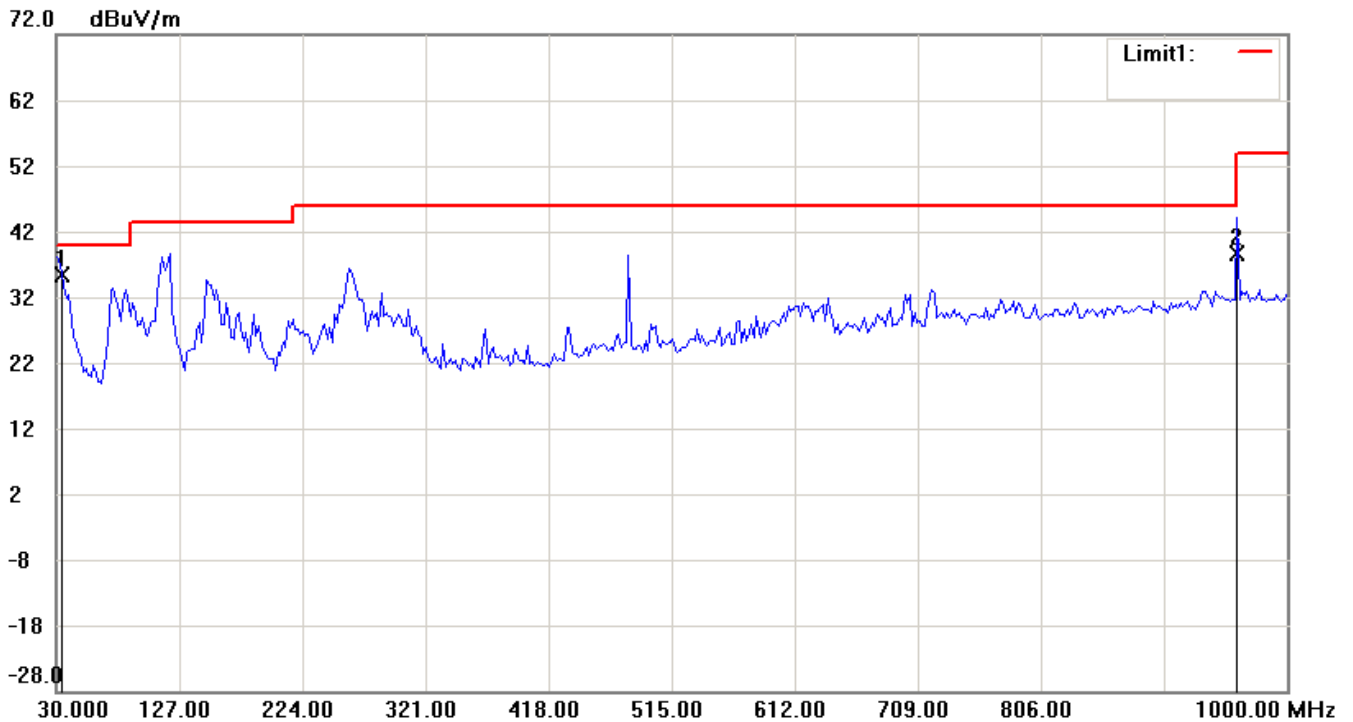
Note:

1. The attached measurement plots are preliminarily pre-scanned with peak detector for determining the final checking frequencies and are for reference only.
2. The some frequencies may exceed the limit line without the specified detectors, but that cannot present the results are failed to the specification of test standard.
3. For corrected test results are listed in the relevant table of radiated test data of this test report.



Registration number: W6M21402-13807-C-1
FCC ID: VYTLP8097


Antenna Polarization V



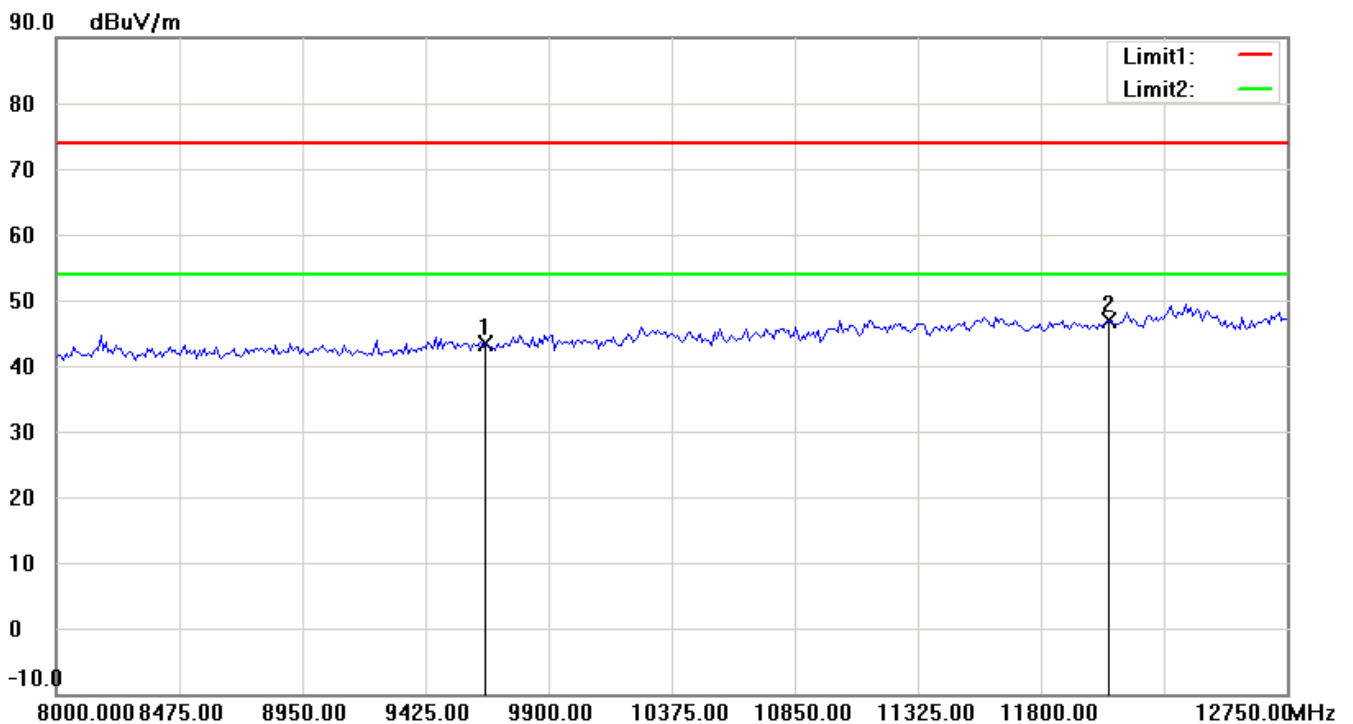
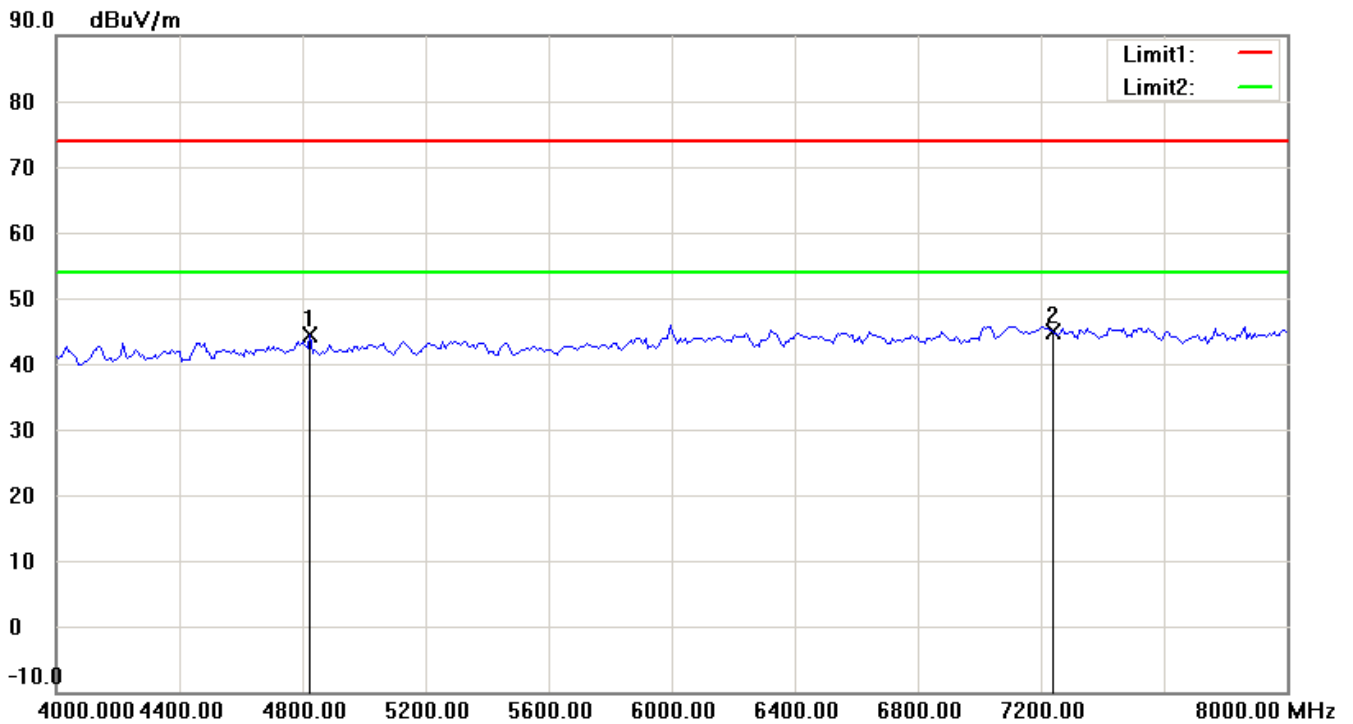
Up Line: Peak Limit Line Down Line: Ave Limit Line

Note:

1. The attached measurement plots are preliminarily pre-scanned with peak detector for determining the final checking frequencies and are for reference only.
2. The some frequencies may exceed the limit line without the specified detectors, but that cannot present the results are failed to the specification of test standard.
3. For corrected test results are listed in the relevant table of radiated test data of this test report.




Registration number: W6M21402-13807-C-1
FCC ID: VYTLP8097



Up Line: Peak Limit Line Down Line: Ave Limit Line

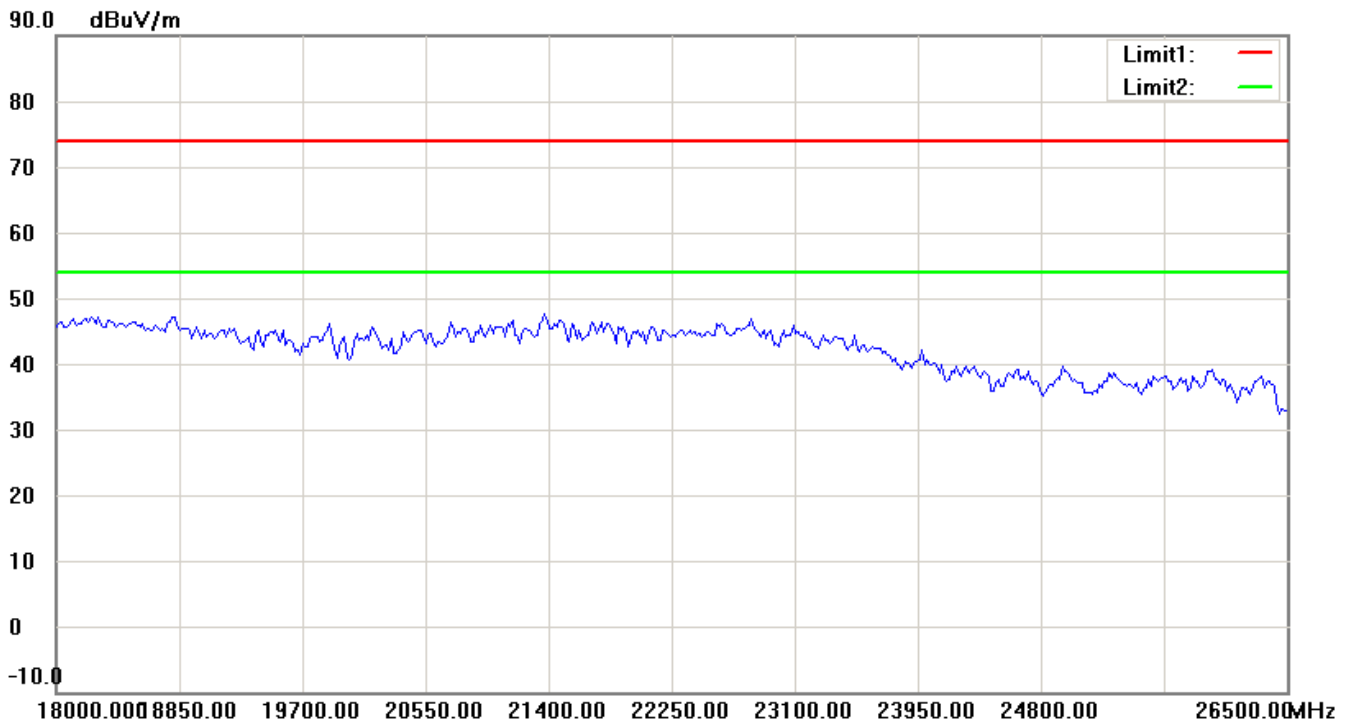
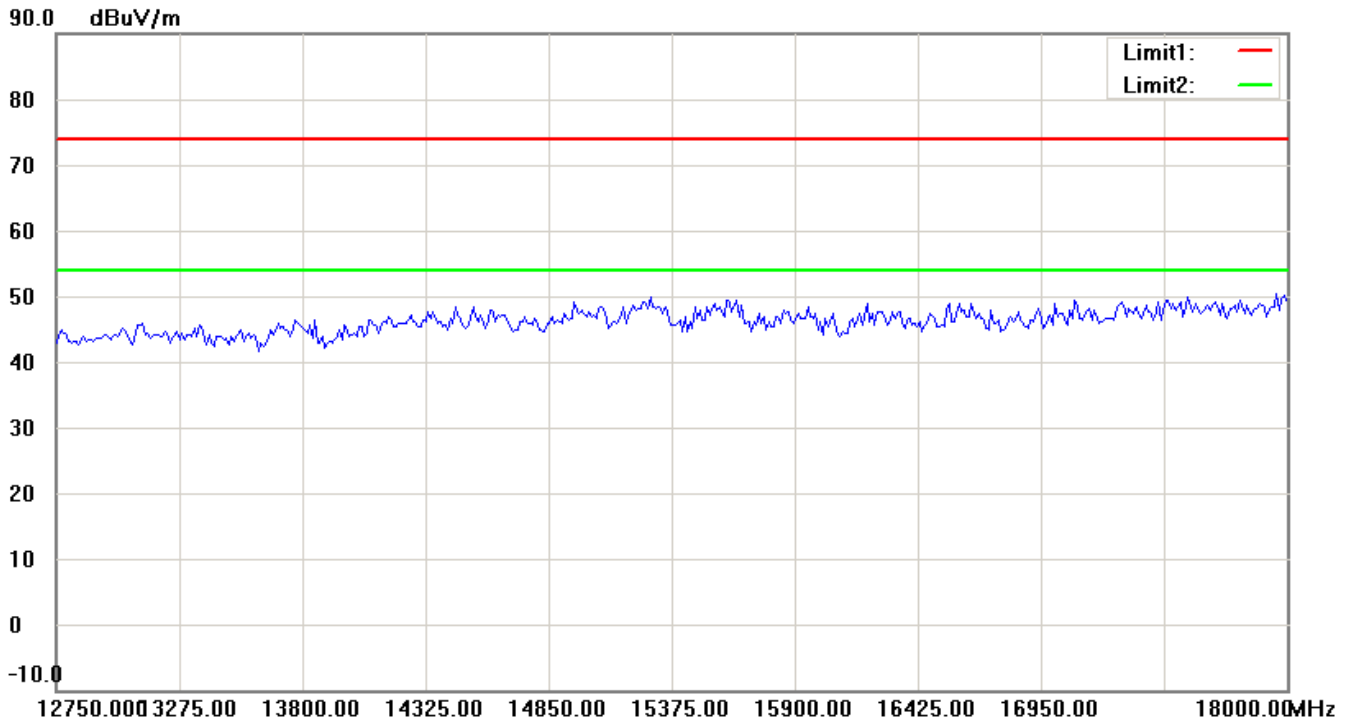
Note:

1. The attached measurement plots are preliminarily pre-scanned with peak detector for determining the final checking frequencies and are for reference only.
2. The some frequencies may exceed the limit line without the specified detectors, but that cannot present the results are failed to the specification of test standard.
3. For corrected test results are listed in the relevant table of radiated test data of this test report.



Worldwide Testing Services(Taiwan) Co., Ltd.

Registration number: W6M21402-13807-C-1
FCC ID: VYTLP8097



Up Line: Peak Limit Line Down Line: Ave Limit Line

Note:

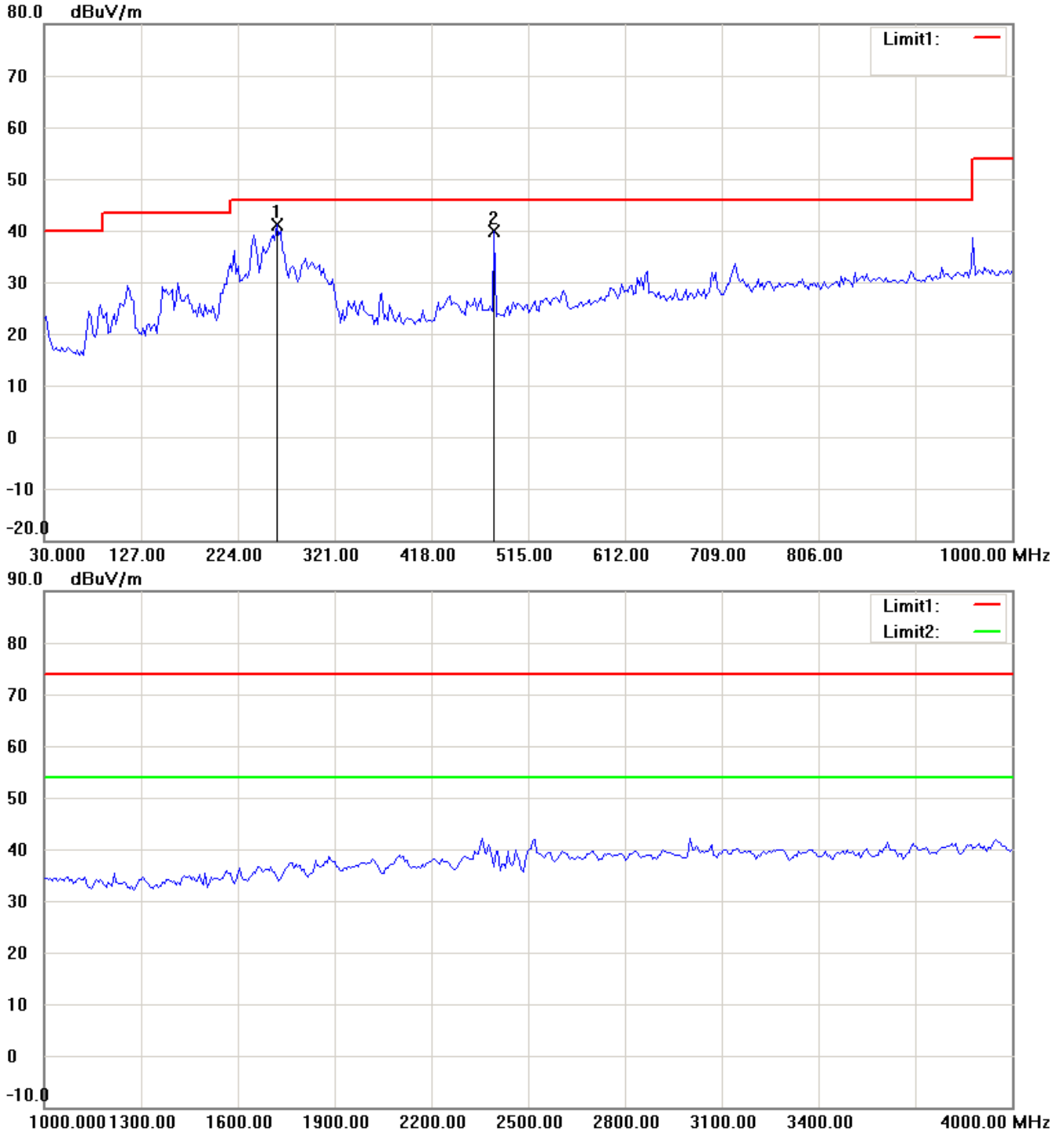
1. The attached measurement plots are preliminarily pre-scanned with peak detector for determining the final checking frequencies and are for reference only.
2. The some frequencies may exceed the limit line without the specified detectors, but that cannot present the results are failed to the specification of test standard.
3. For corrected test results are listed in the relevant table of radiated test data of this test report.



Registration number: W6M21402-13807-C-1
FCC ID: VYTLP8097

802.11b 2437MHz

Antenna Polarization H



Up Line: Peak Limit Line Down Line: Ave Limit Line

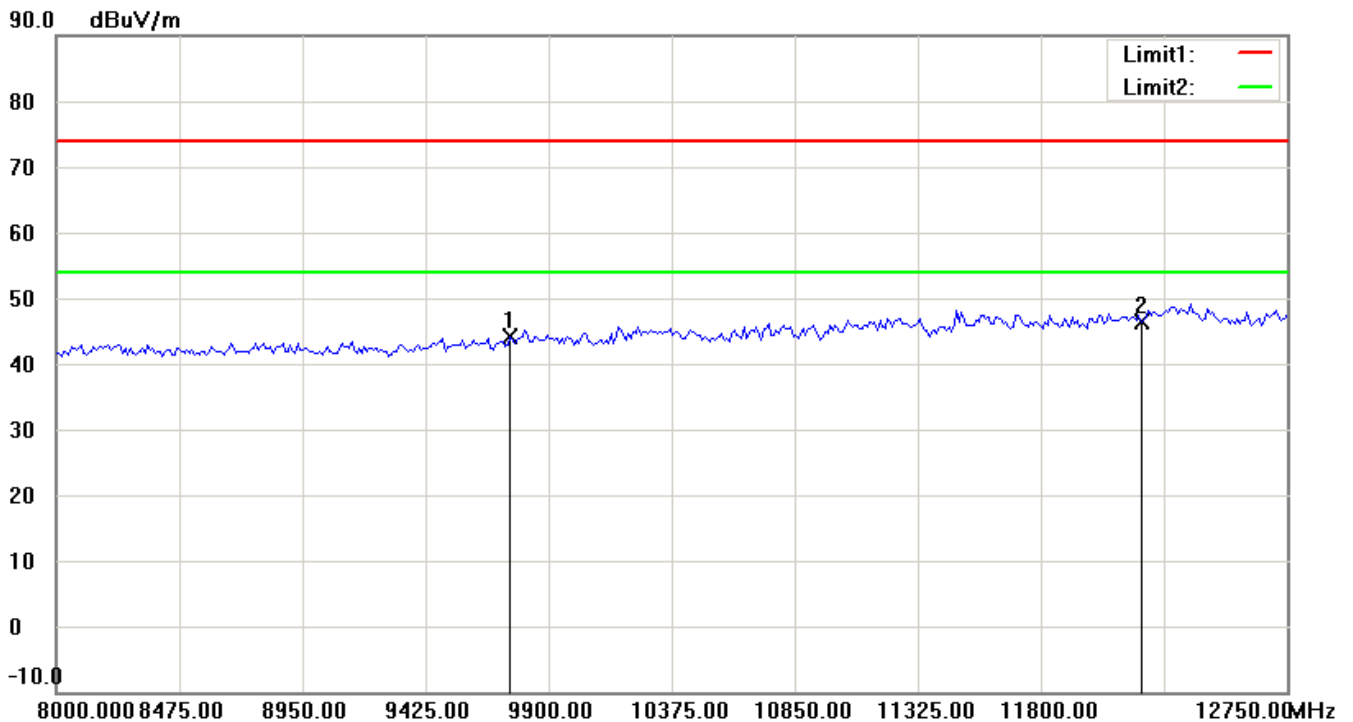
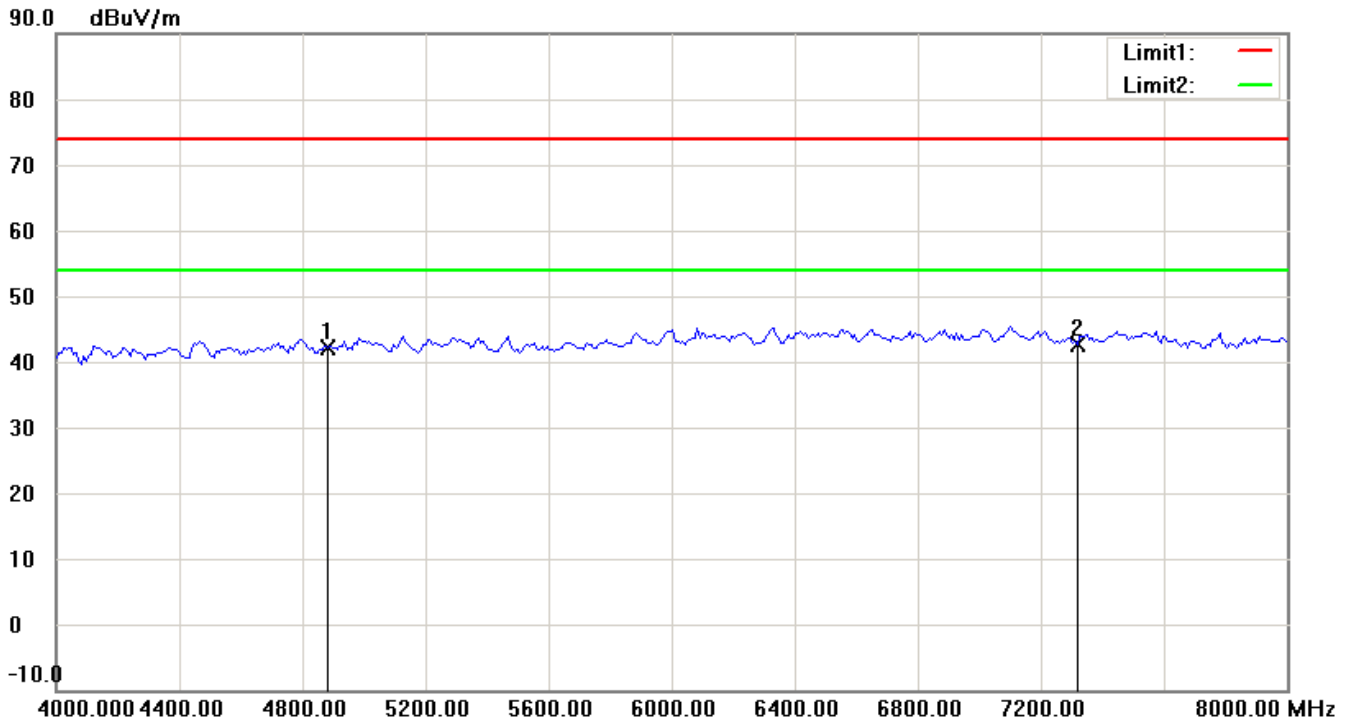
Note:

1. The attached measurement plots are preliminarily pre-scanned with peak detector for determining the final checking frequencies and are for reference only.
2. The some frequencies may exceed the limit line without the specified detectors, but that cannot present the results are failed to the specification of test standard.
3. For corrected test results are listed in the relevant table of radiated test data of this test report.



Worldwide Testing Services(Taiwan) Co., Ltd.


Registration number: W6M21402-13807-C-1
FCC ID: VYTLP8097



Up Line: Peak Limit Line Down Line: Ave Limit Line

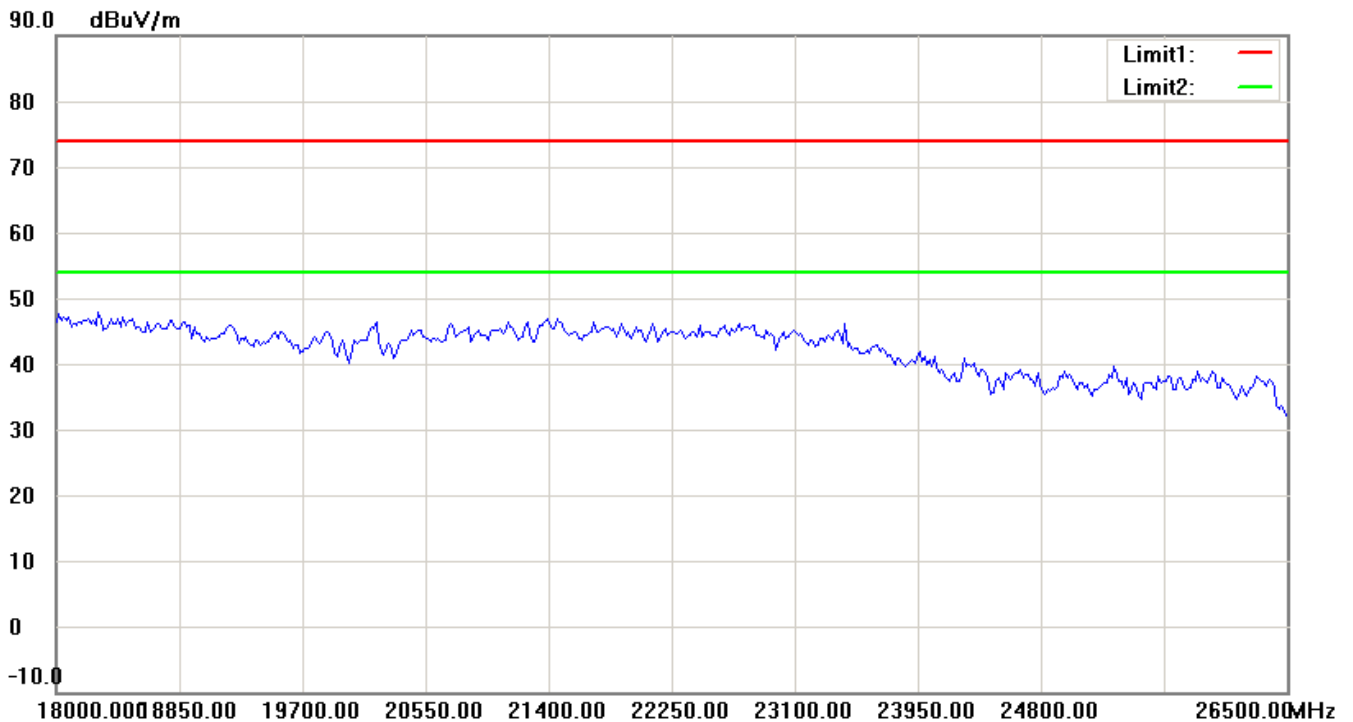
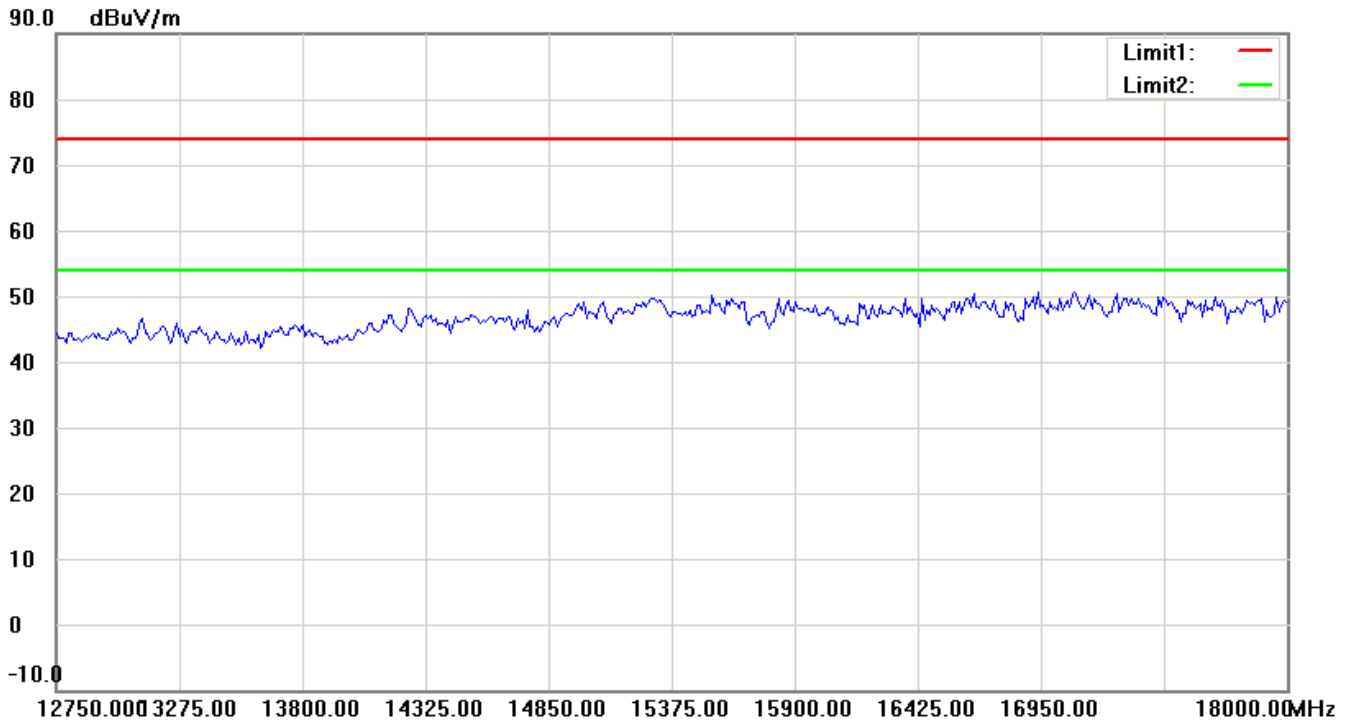
Note:

1. The attached measurement plots are preliminarily pre-scanned with peak detector for determining the final checking frequencies and are for reference only.
2. The some frequencies may exceed the limit line without the specified detectors, but that cannot present the results are failed to the specification of test standard.
3. For corrected test results are listed in the relevant table of radiated test data of this test report.



Worldwide Testing Services(Taiwan) Co., Ltd.


Registration number: W6M21402-13807-C-1
FCC ID: VYTLP8097



Up Line: Peak Limit Line Down Line: Ave Limit Line

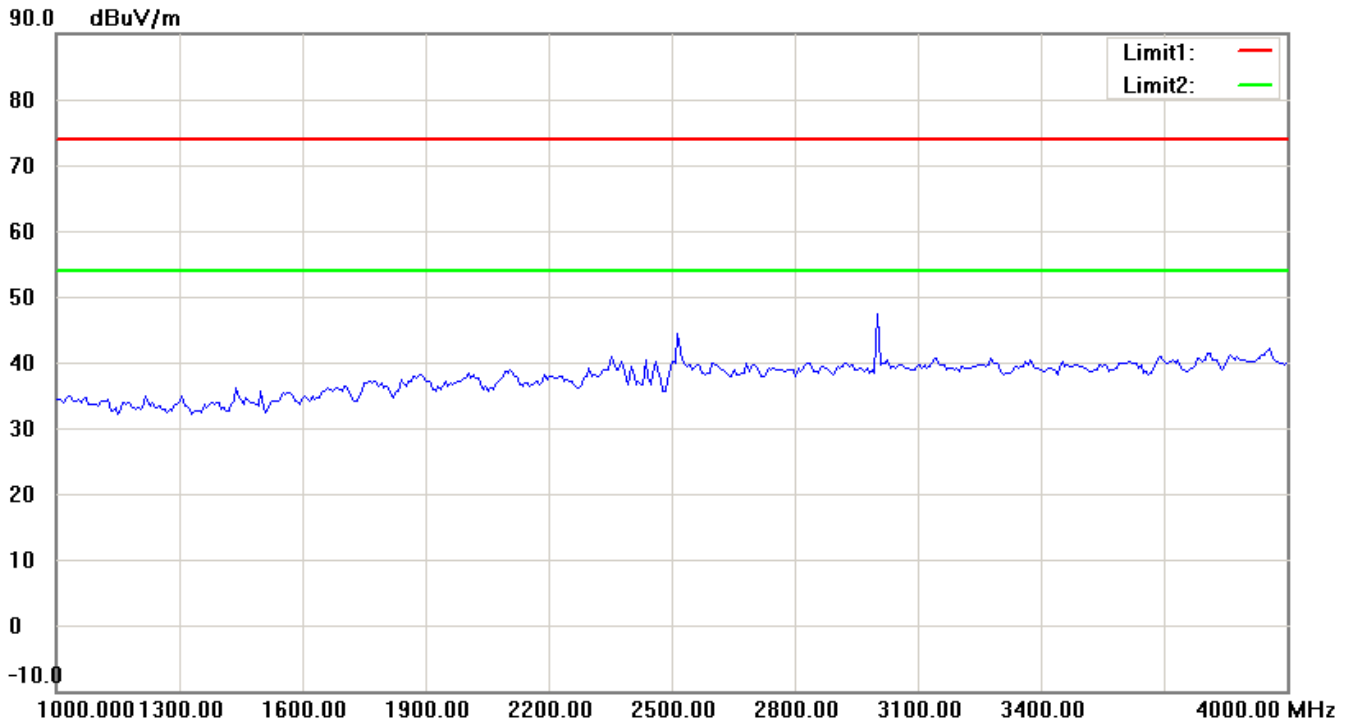
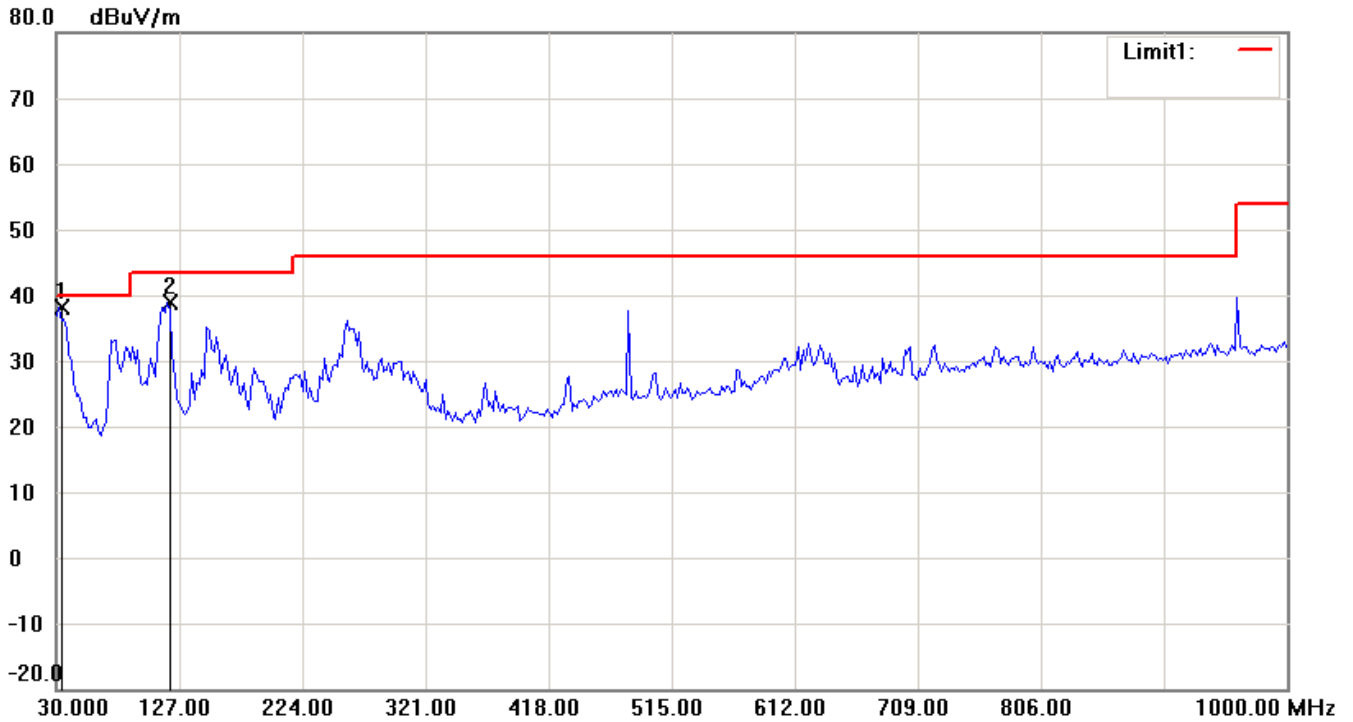
Note:

1. The attached measurement plots are preliminarily pre-scanned with peak detector for determining the final checking frequencies and are for reference only.
2. The some frequencies may exceed the limit line without the specified detectors, but that cannot present the results are failed to the specification of test standard.
3. For corrected test results are listed in the relevant table of radiated test data of this test report.



Registration number: W6M21402-13807-C-1
FCC ID: VYTLP8097

Antenna Polarization V



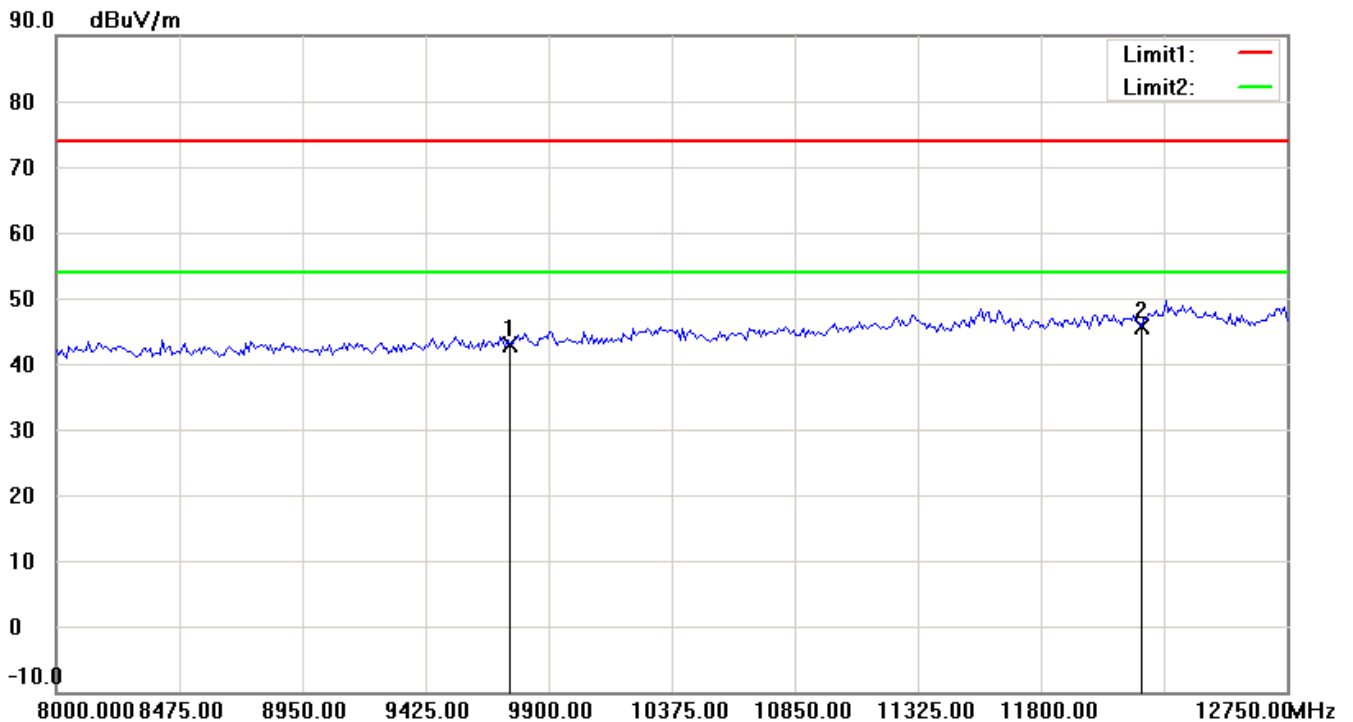
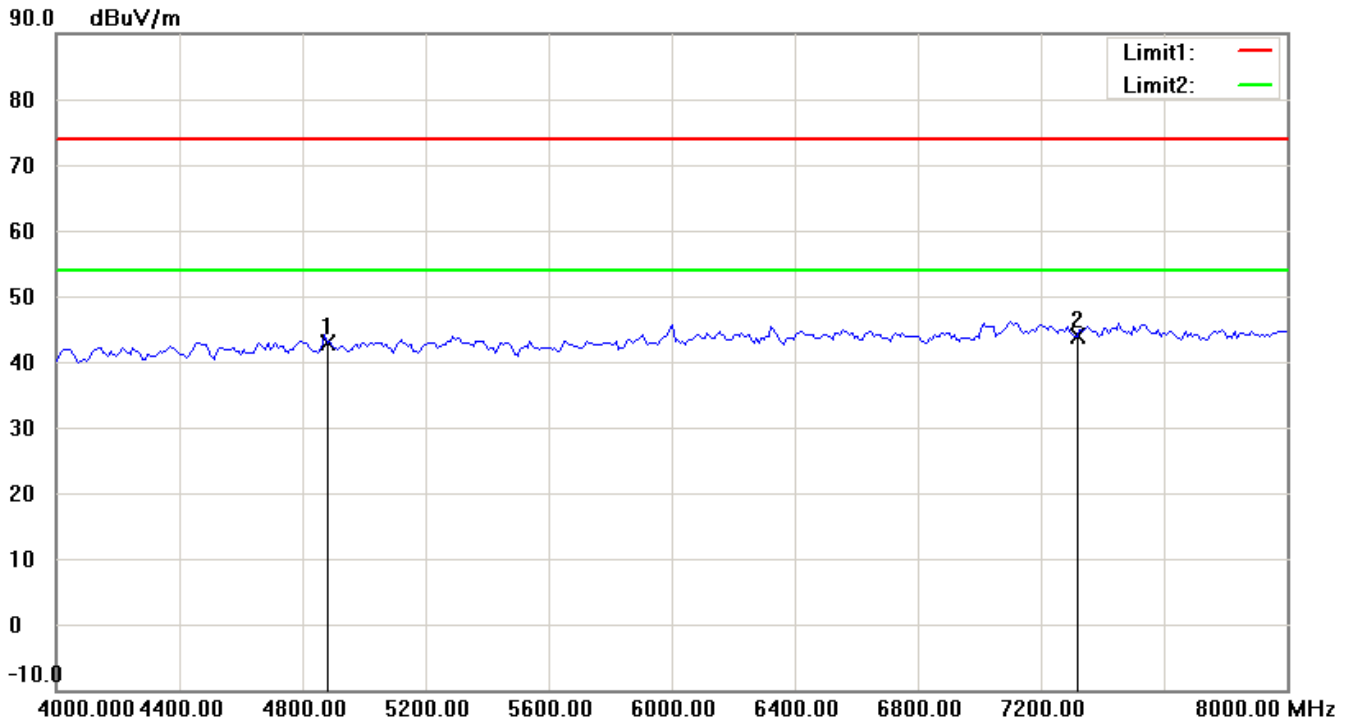
Up Line: Peak Limit Line Down Line: Ave Limit Line

Note:

1. The attached measurement plots are preliminarily pre-scanned with peak detector for determining the final checking frequencies and are for reference only.
2. The some frequencies may exceed the limit line without the specified detectors, but that cannot present the results are failed to the specification of test standard.
3. For corrected test results are listed in the relevant table of radiated test data of this test report.




Registration number: W6M21402-13807-C-1
FCC ID: VYTLP8097



Up Line: Peak Limit Line Down Line: Ave Limit Line

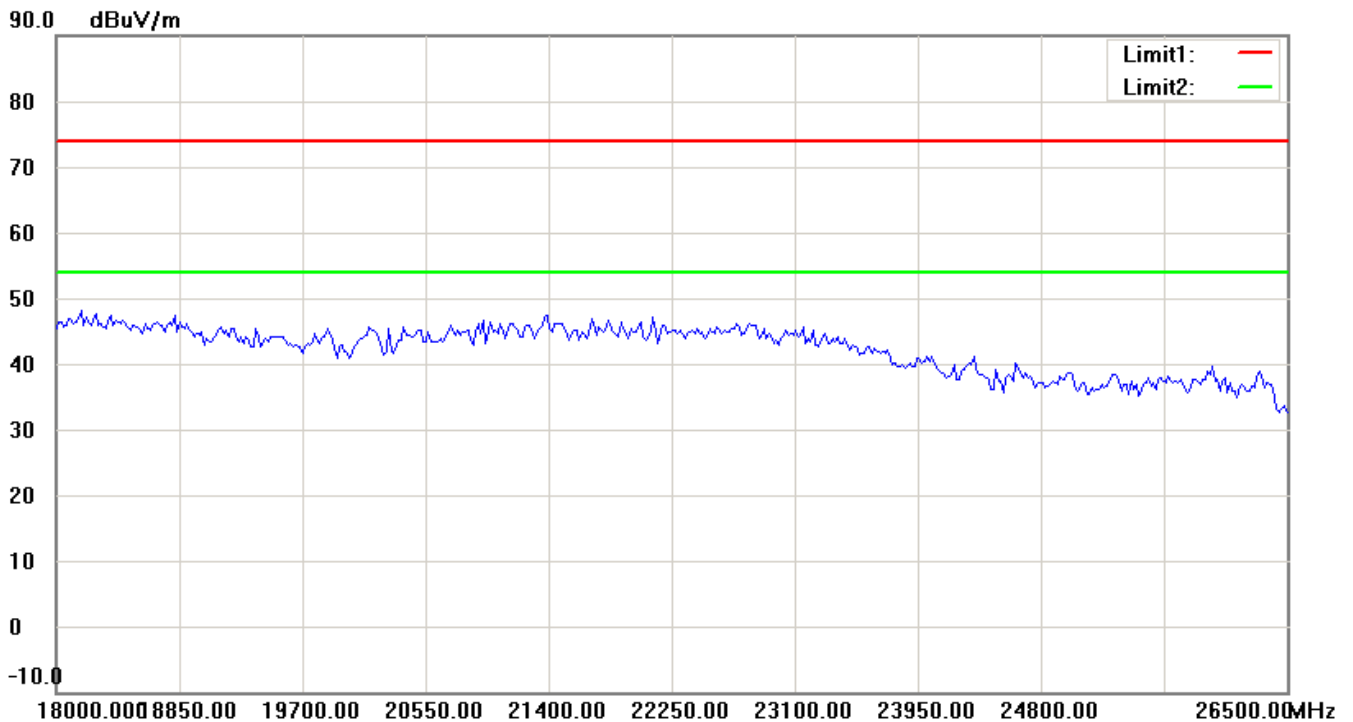
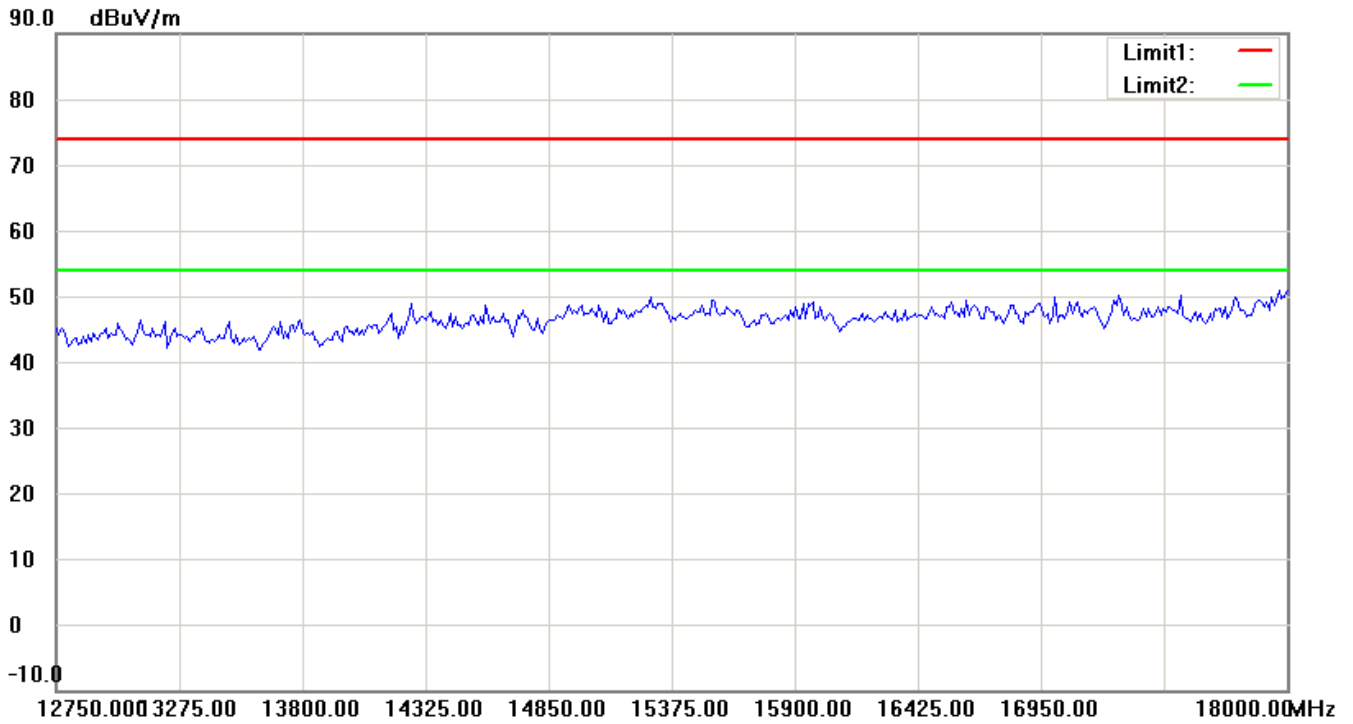
Note:

1. The attached measurement plots are preliminarily pre-scanned with peak detector for determining the final checking frequencies and are for reference only.
2. The some frequencies may exceed the limit line without the specified detectors, but that cannot present the results are failed to the specification of test standard.
3. For corrected test results are listed in the relevant table of radiated test data of this test report.



Worldwide Testing Services(Taiwan) Co., Ltd.

Registration number: W6M21402-13807-C-1
FCC ID: VYTLP8097



Up Line: Peak Limit Line Down Line: Ave Limit Line

Note:

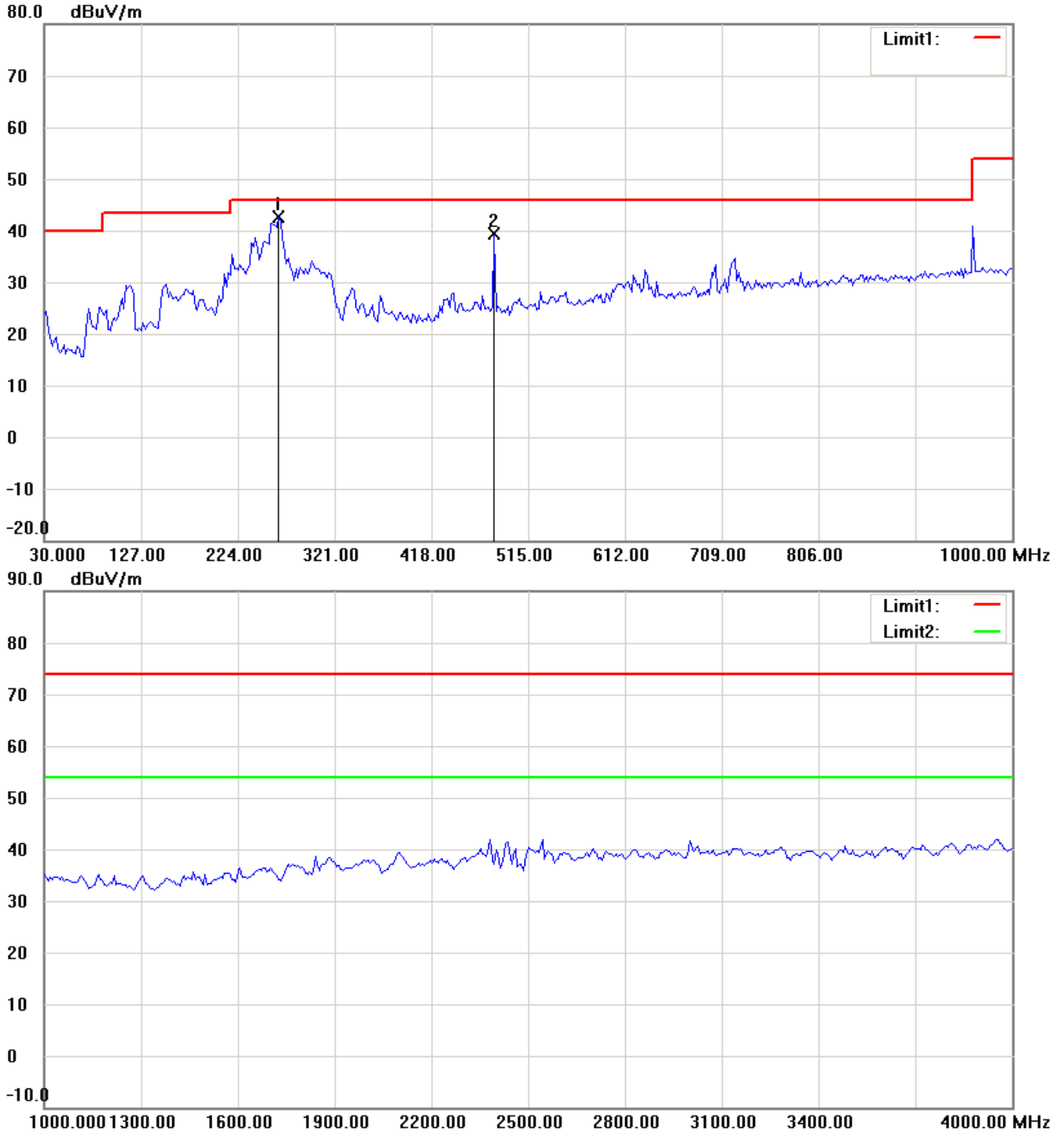
1. The attached measurement plots are preliminarily pre-scanned with peak detector for determining the final checking frequencies and are for reference only.
2. The some frequencies may exceed the limit line without the specified detectors, but that cannot present the results are failed to the specification of test standard.
3. For corrected test results are listed in the relevant table of radiated test data of this test report.



Registration number: W6M21402-13807-C-1
FCC ID: VYTLP8097

802.11b 2462MHz

Antenna Polarization H



Up Line: Peak Limit Line Down Line: Ave Limit Line

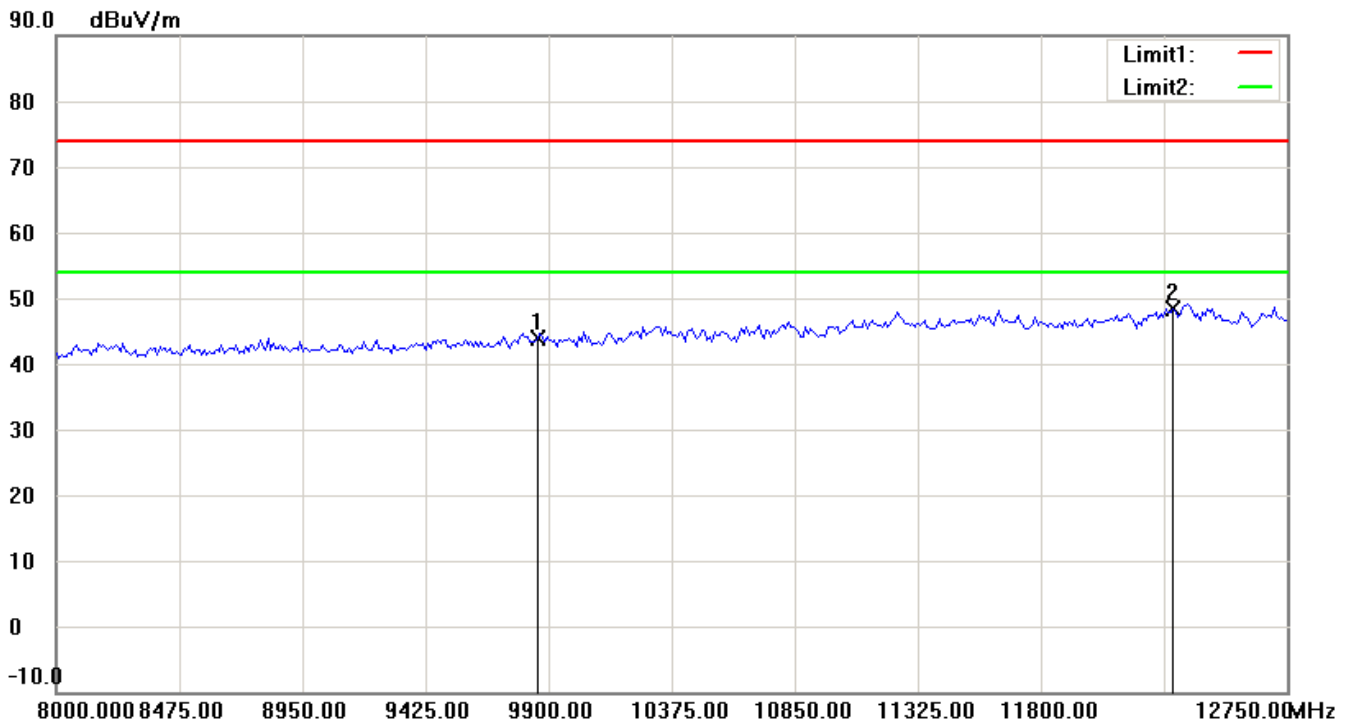
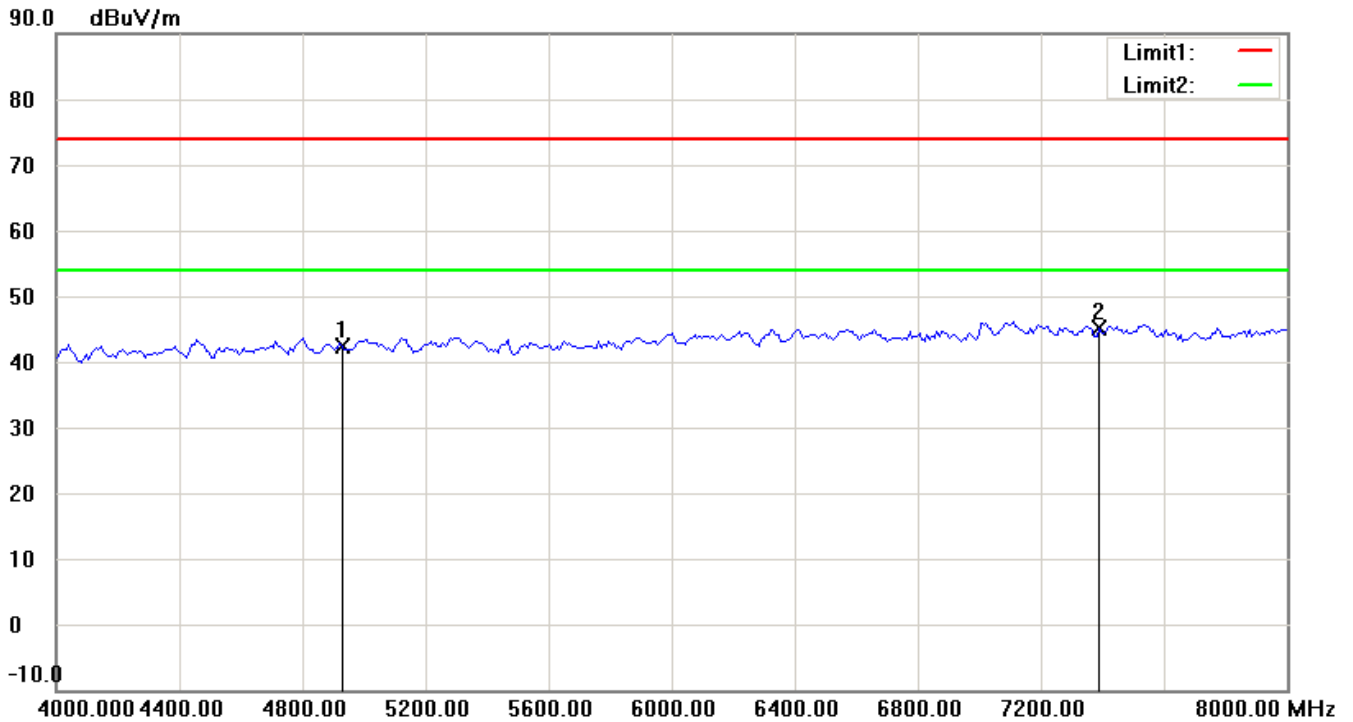
Note:

1. The attached measurement plots are preliminarily pre-scanned with peak detector for determining the final checking frequencies and are for reference only.
2. The some frequencies may exceed the limit line without the specified detectors, but that cannot present the results are failed to the specification of test standard.
3. For corrected test results are listed in the relevant table of radiated test data of this test report.



Worldwide Testing Services(Taiwan) Co., Ltd.

Registration number: W6M21402-13807-C-1
FCC ID: VYTLP8097



Up Line: Peak Limit Line Down Line: Ave Limit Line

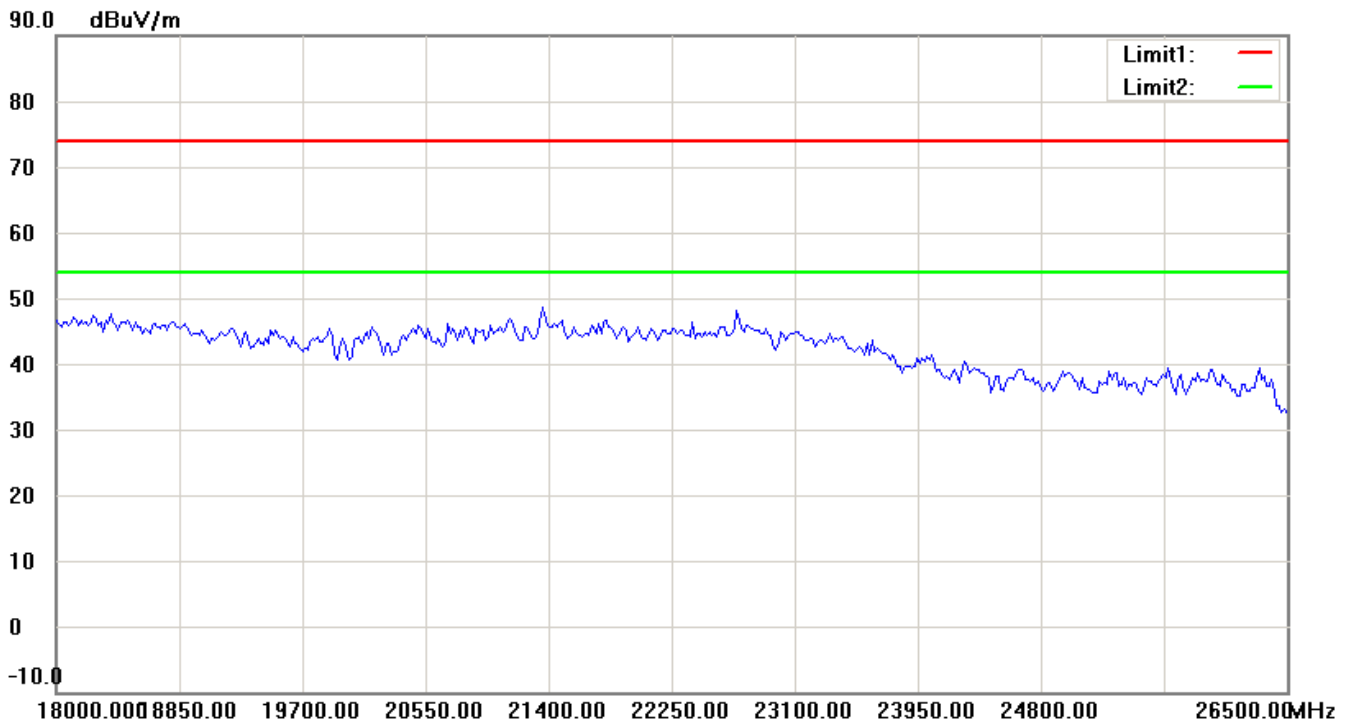
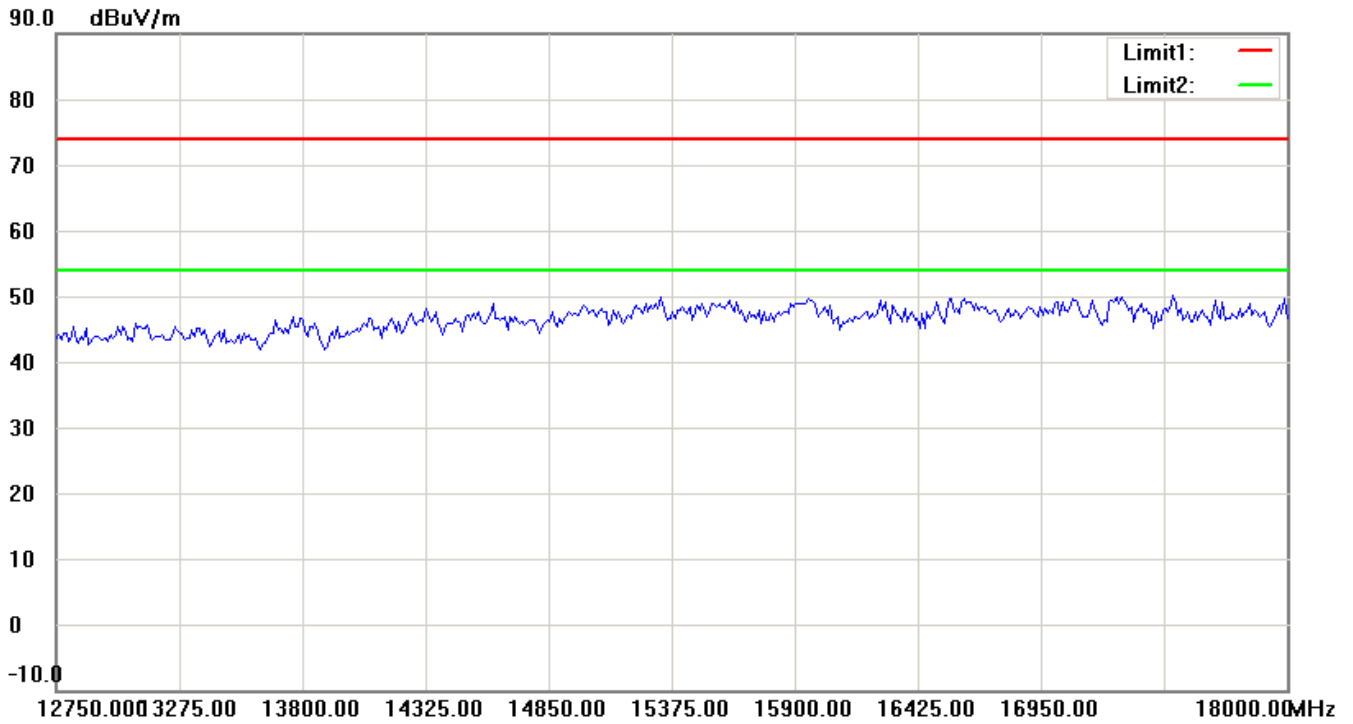
Note:

1. The attached measurement plots are preliminarily pre-scanned with peak detector for determining the final checking frequencies and are for reference only.
2. The some frequencies may exceed the limit line without the specified detectors, but that cannot present the results are failed to the specification of test standard.
3. For corrected test results are listed in the relevant table of radiated test data of this test report.



Worldwide Testing Services(Taiwan) Co., Ltd.


Registration number: W6M21402-13807-C-1
FCC ID: VYTLP8097



Up Line: Peak Limit Line Down Line: Ave Limit Line

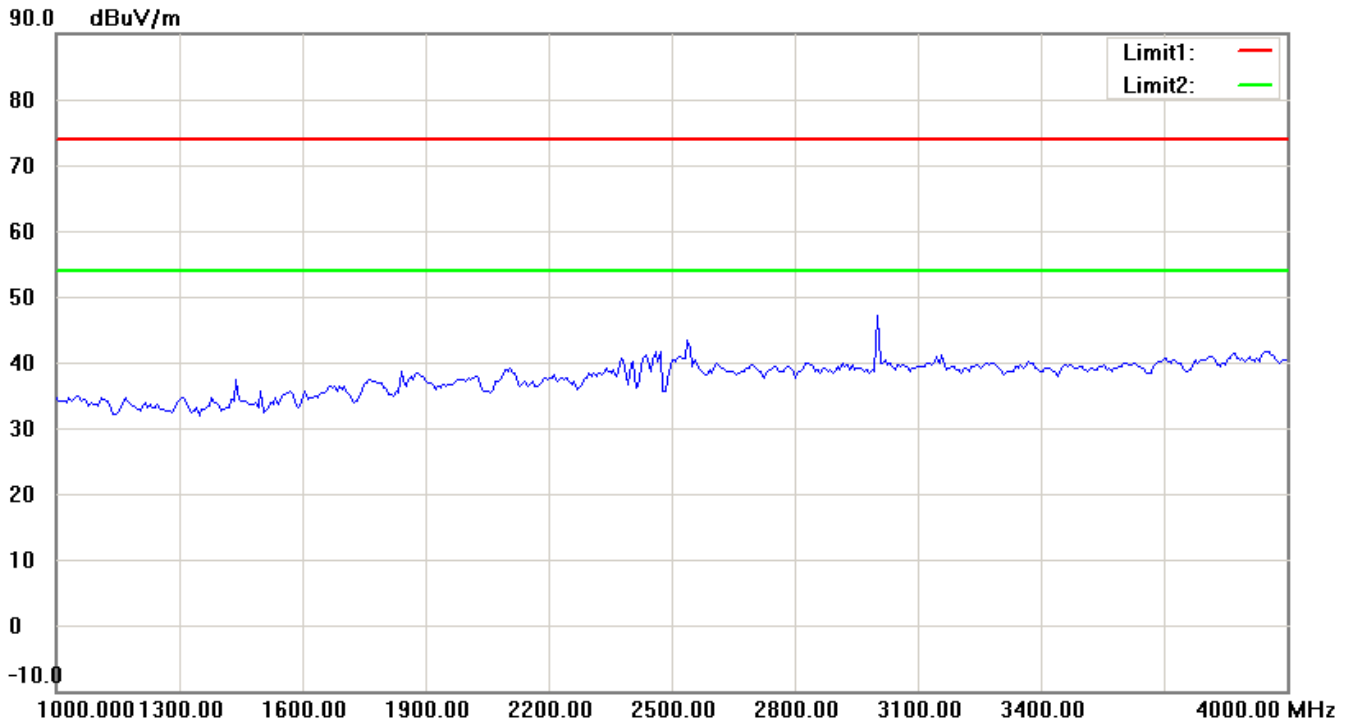
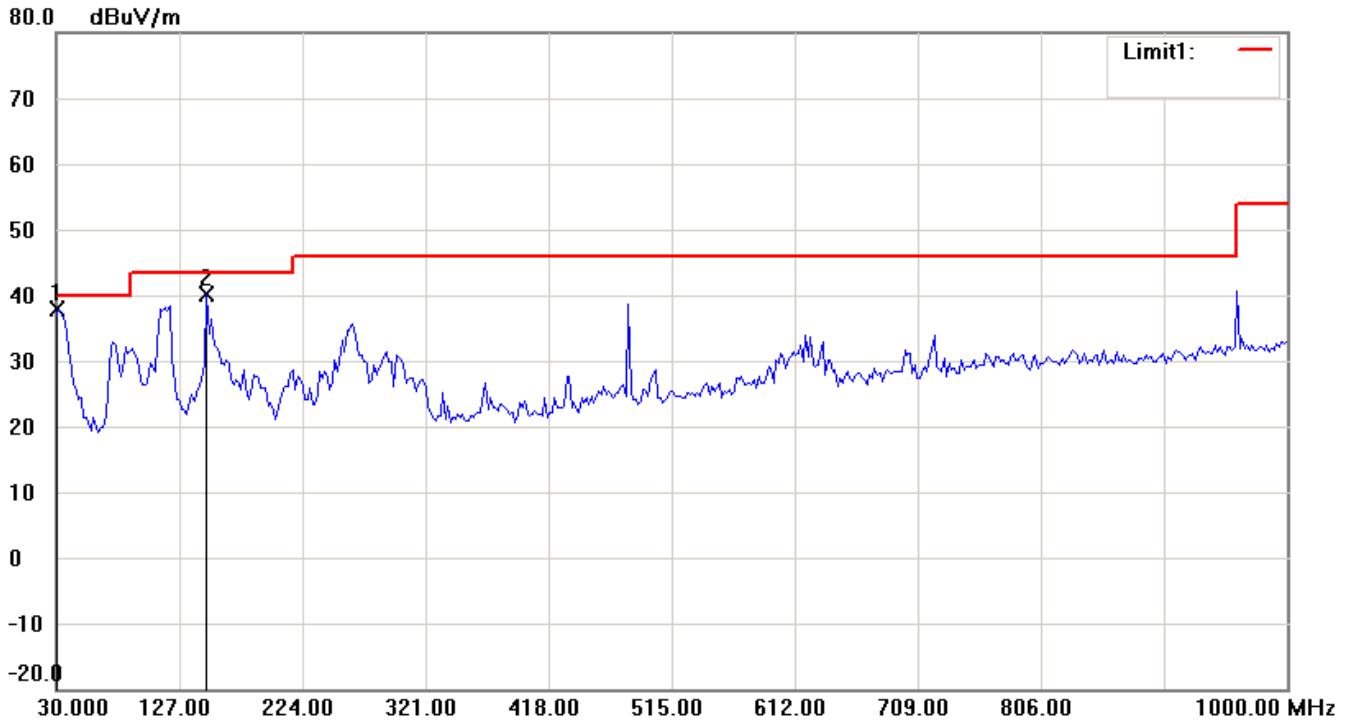
Note:

1. The attached measurement plots are preliminarily pre-scanned with peak detector for determining the final checking frequencies and are for reference only.
2. The some frequencies may exceed the limit line without the specified detectors, but that cannot present the results are failed to the specification of test standard.
3. For corrected test results are listed in the relevant table of radiated test data of this test report.



Registration number: W6M21402-13807-C-1
FCC ID: VYTLP8097


Antenna Polarization V



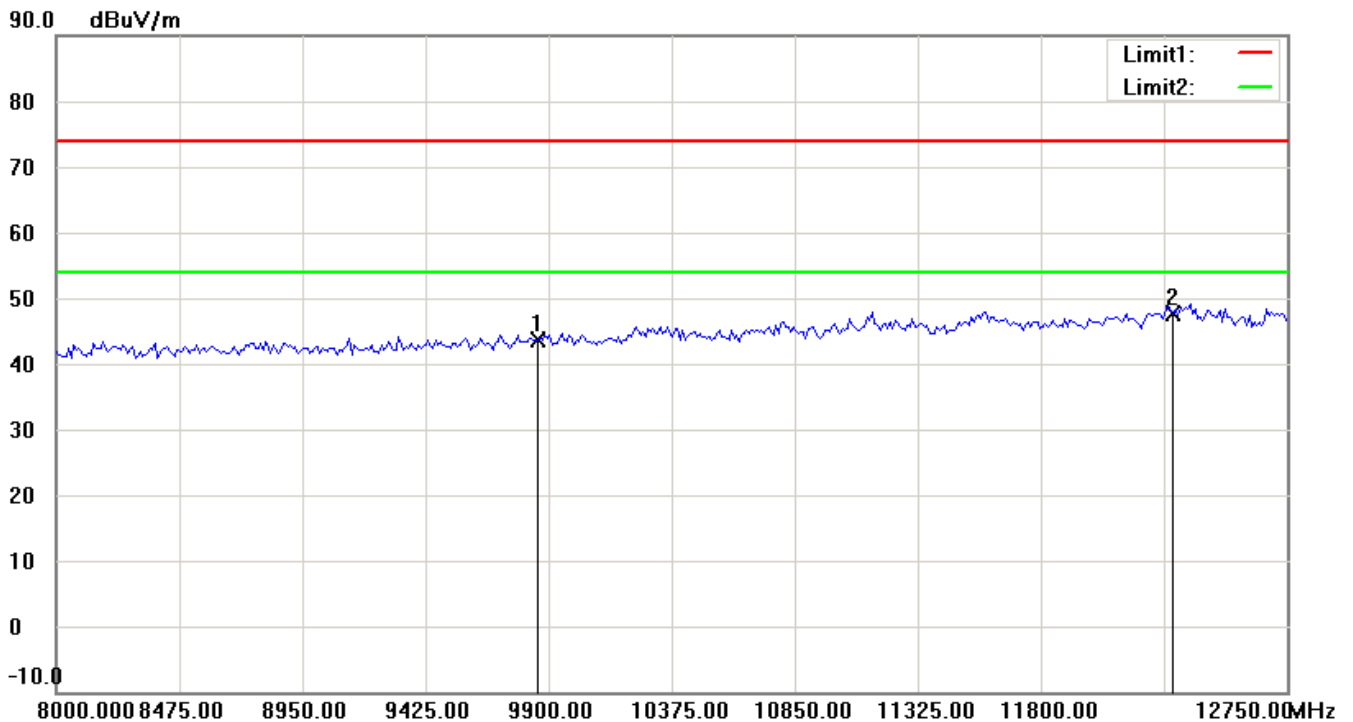
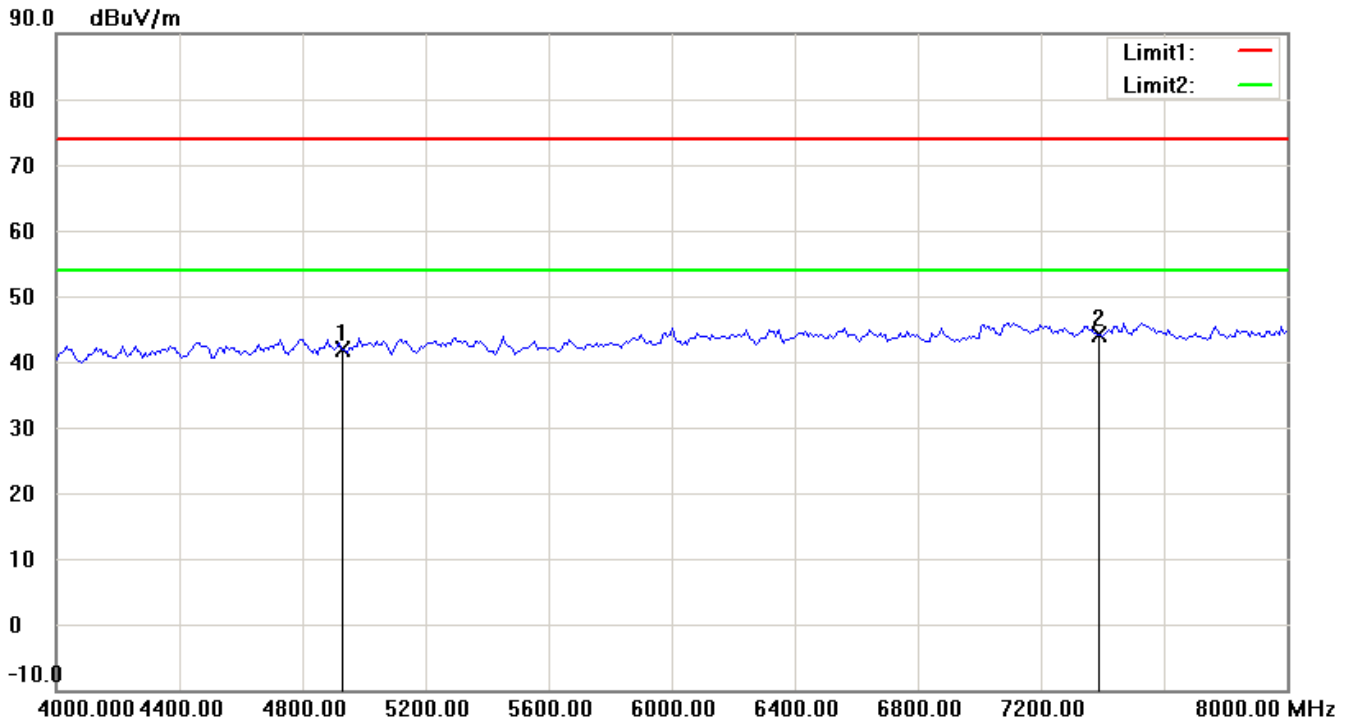
Up Line: Peak Limit Line Down Line: Ave Limit Line

Note:

1. The attached measurement plots are preliminarily pre-scanned with peak detector for determining the final checking frequencies and are for reference only.
2. The some frequencies may exceed the limit line without the specified detectors, but that cannot present the results are failed to the specification of test standard.
3. For corrected test results are listed in the relevant table of radiated test data of this test report.




Registration number: W6M21402-13807-C-1
FCC ID: VYTLP8097



Up Line: Peak Limit Line Down Line: Ave Limit Line

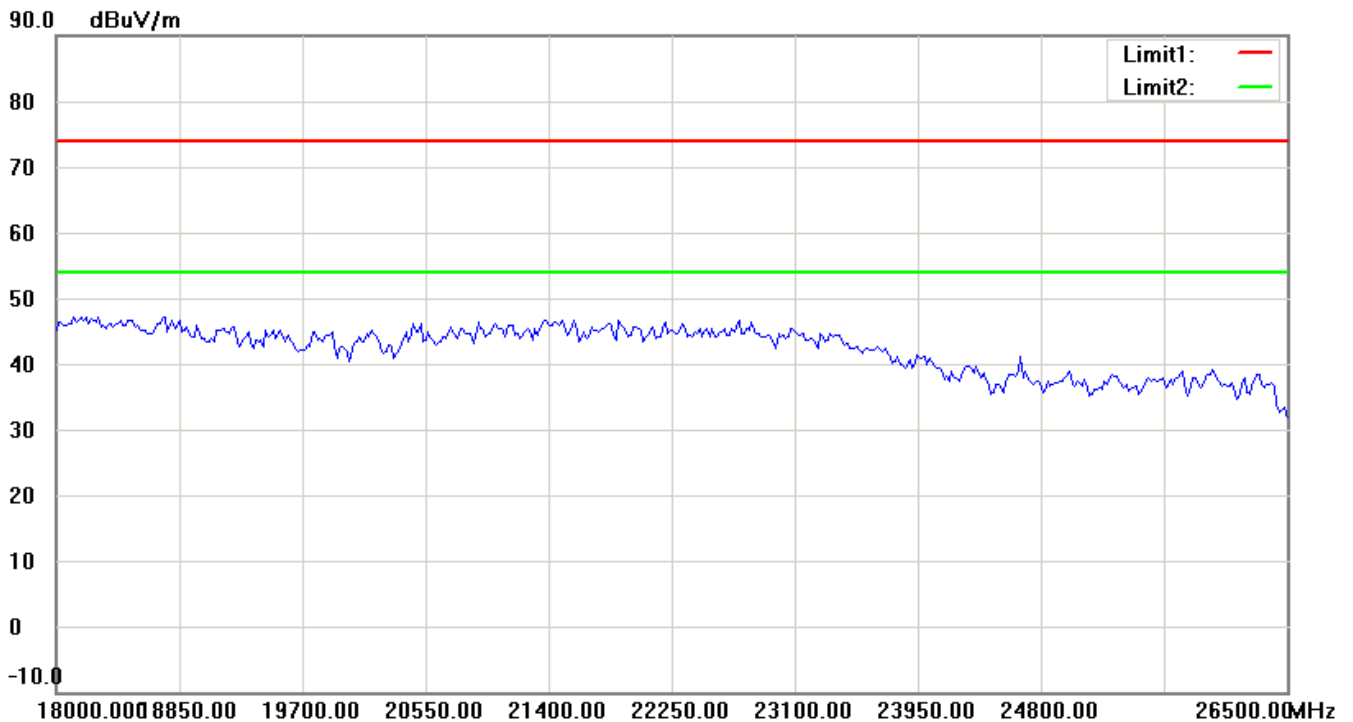
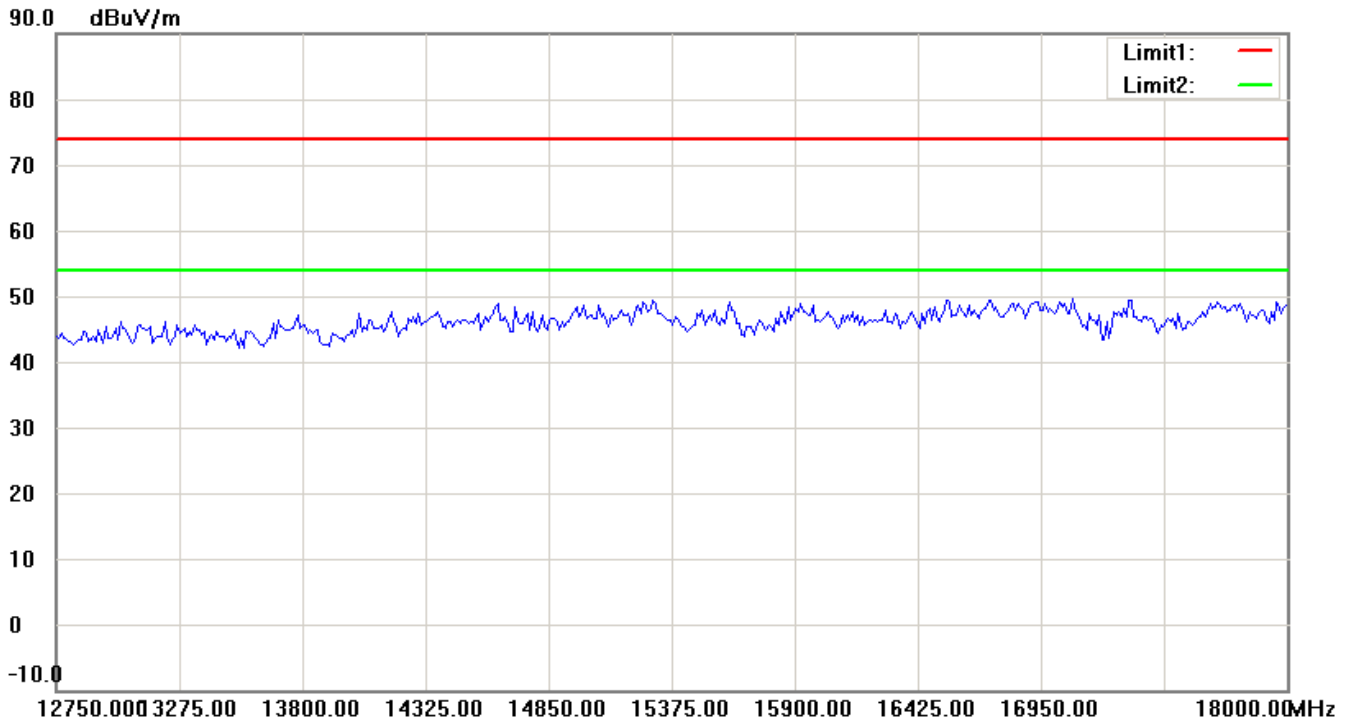
Note:

1. The attached measurement plots are preliminarily pre-scanned with peak detector for determining the final checking frequencies and are for reference only.
2. The some frequencies may exceed the limit line without the specified detectors, but that cannot present the results are failed to the specification of test standard.
3. For corrected test results are listed in the relevant table of radiated test data of this test report.



Worldwide Testing Services(Taiwan) Co., Ltd.

Registration number: W6M21402-13807-C-1
FCC ID: VYTLP8097



Up Line: Peak Limit Line Down Line: Ave Limit Line

Note:

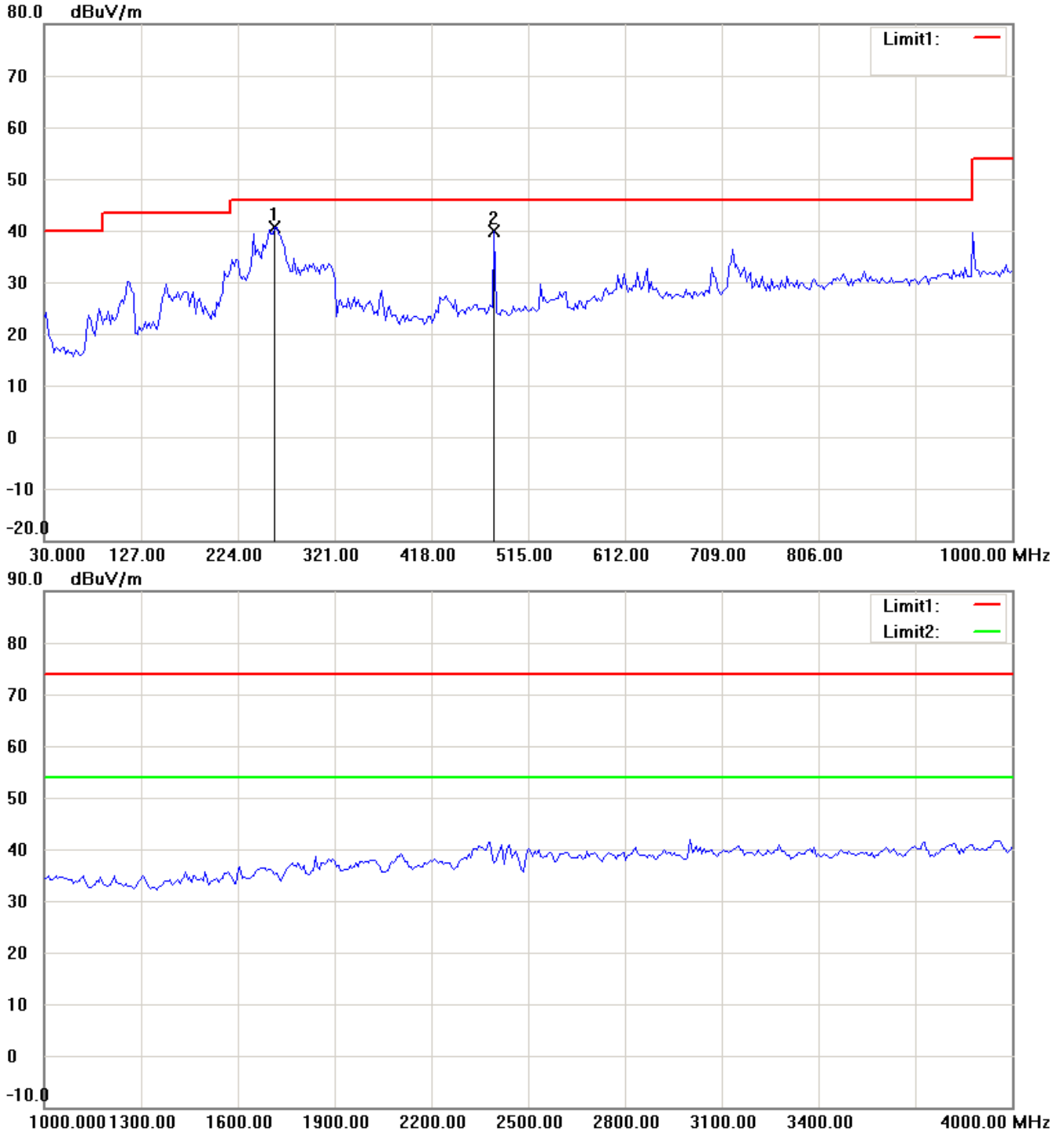
1. The attached measurement plots are preliminarily pre-scanned with peak detector for determining the final checking frequencies and are for reference only.
2. The some frequencies may exceed the limit line without the specified detectors, but that cannot present the results are failed to the specification of test standard.
3. For corrected test results are listed in the relevant table of radiated test data of this test report.



Registration number: W6M21402-13807-C-1
FCC ID: VYTLP8097

802.11g 2412MHz


Antenna Polarization H



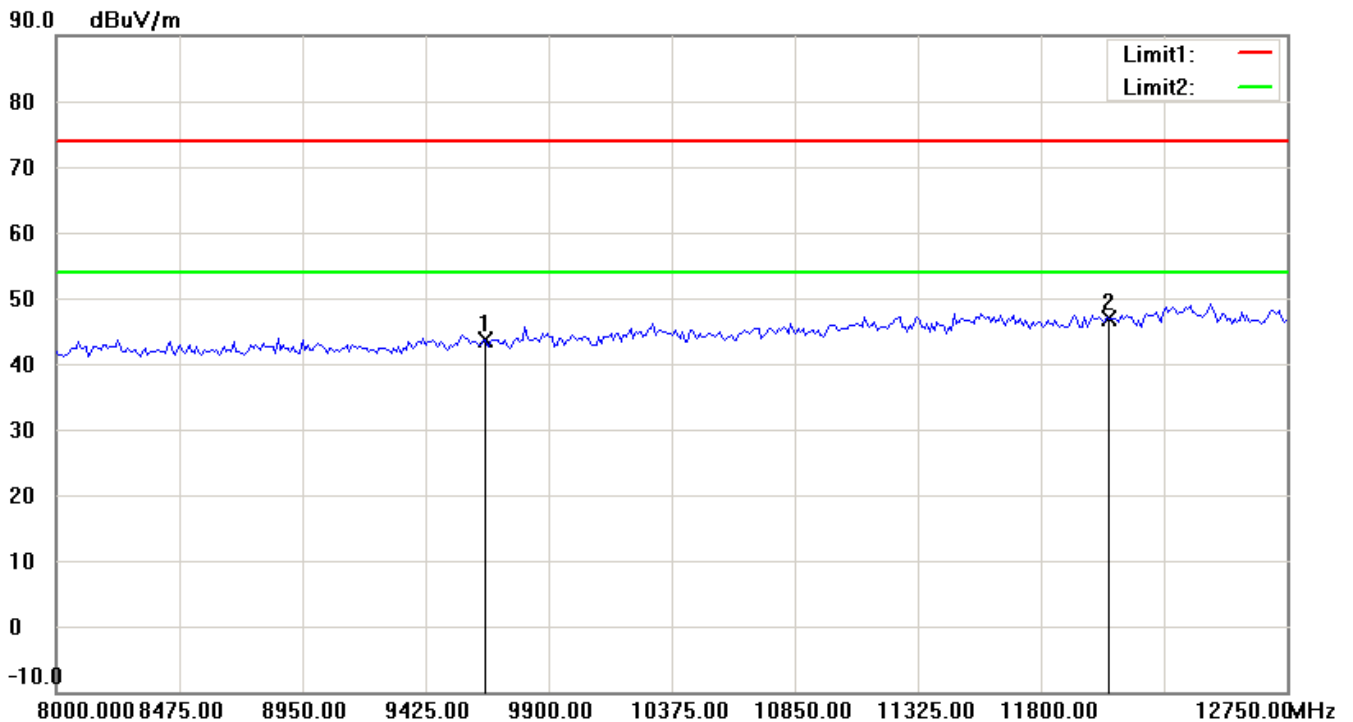
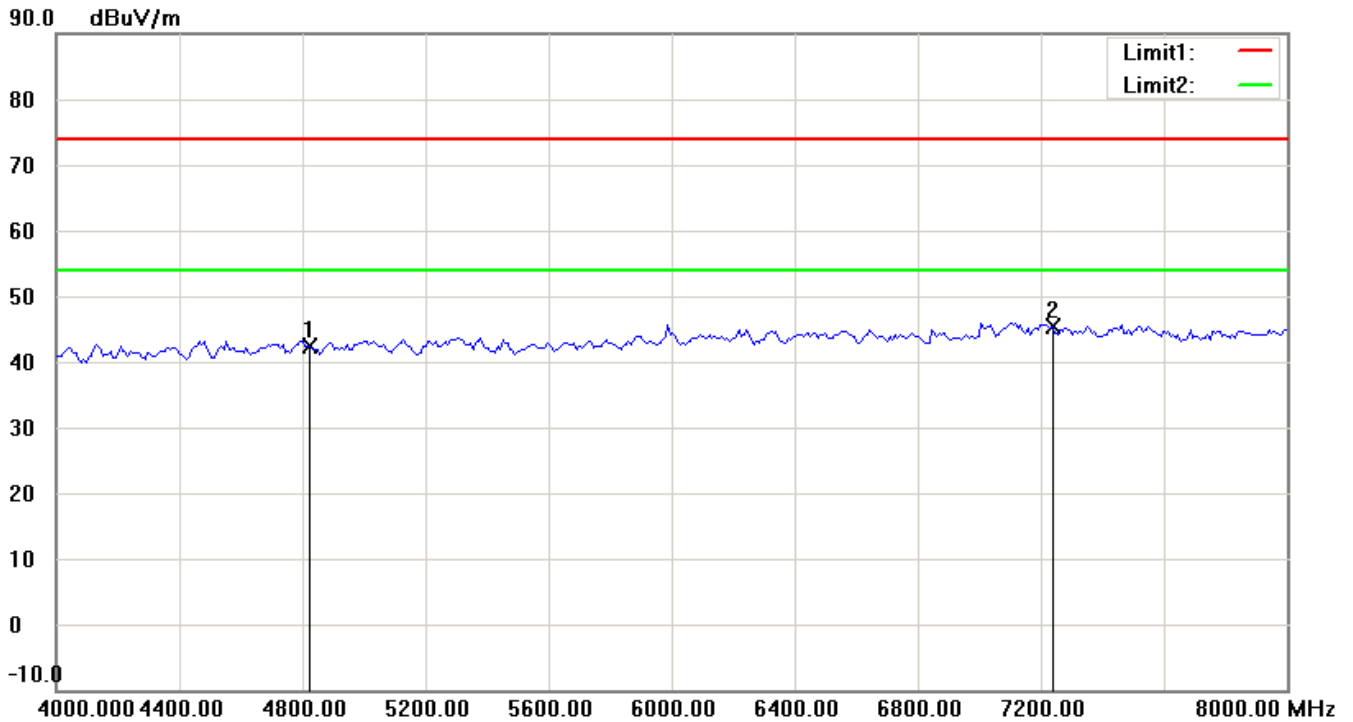
Up Line: Peak Limit Line Down Line: Ave Limit Line

Note:

1. The attached measurement plots are preliminarily pre-scanned with peak detector for determining the final checking frequencies and are for reference only.
2. The some frequencies may exceed the limit line without the specified detectors, but that cannot present the results are failed to the specification of test standard.
3. For corrected test results are listed in the relevant table of radiated test data of this test report.




Registration number: W6M21402-13807-C-1
FCC ID: VYTLP8097



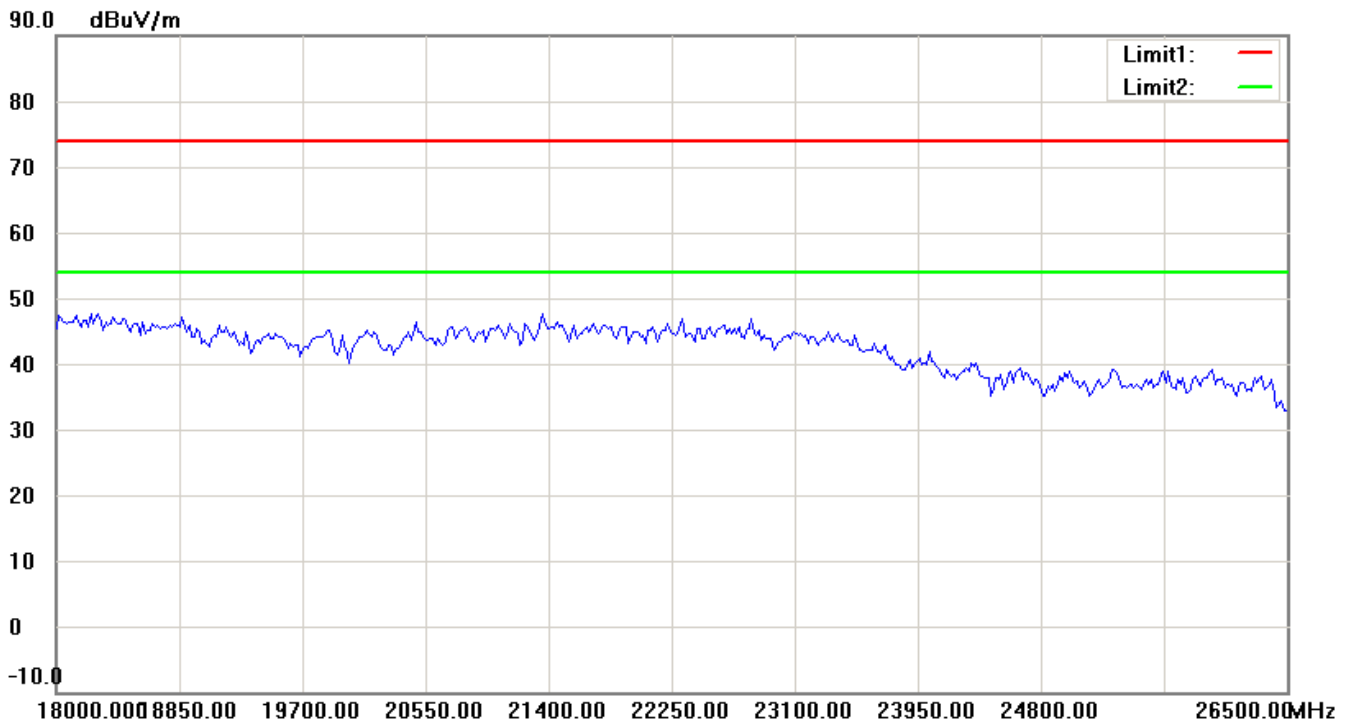
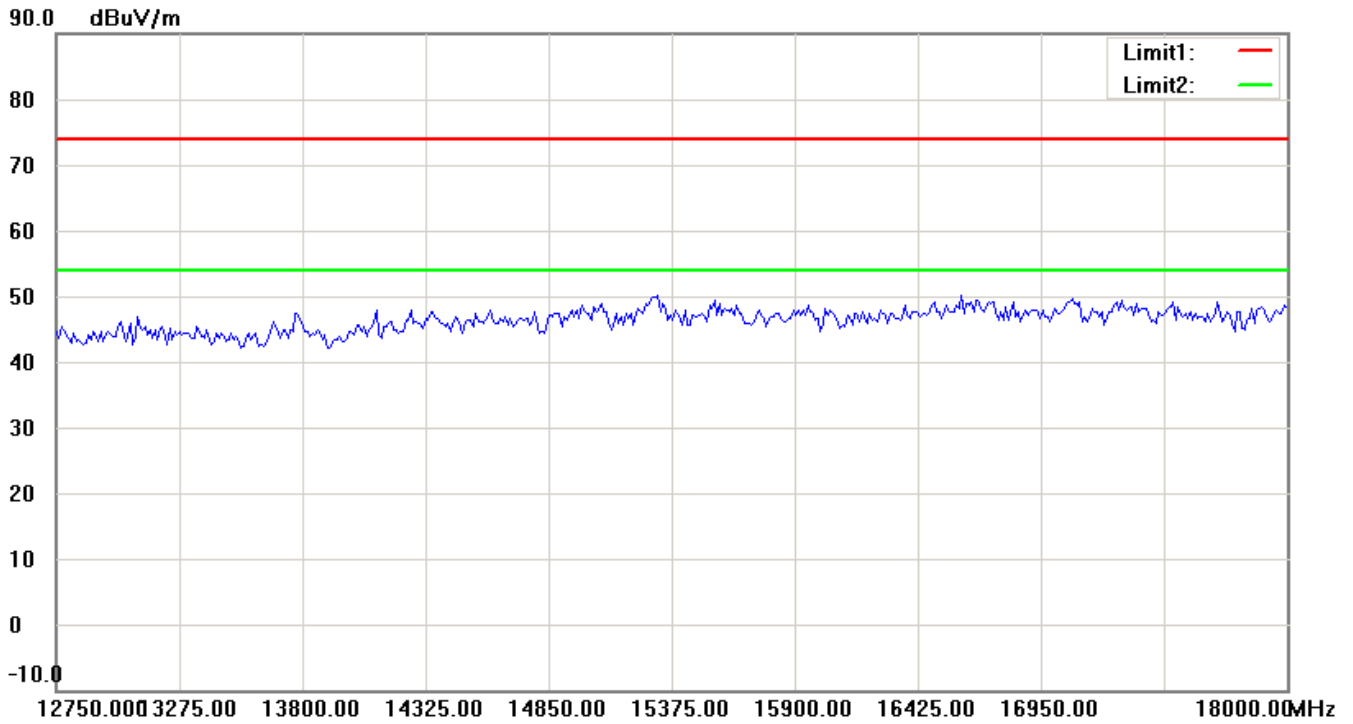
Up Line: Peak Limit Line Down Line: Ave Limit Line

Note:

1. The attached measurement plots are preliminarily pre-scanned with peak detector for determining the final checking frequencies and are for reference only.
2. The some frequencies may exceed the limit line without the specified detectors, but that cannot present the results are failed to the specification of test standard.
3. For corrected test results are listed in the relevant table of radiated test data of this test report.



Registration number: W6M21402-13807-C-1
FCC ID: VYTLP8097



Up Line: Peak Limit Line Down Line: Ave Limit Line

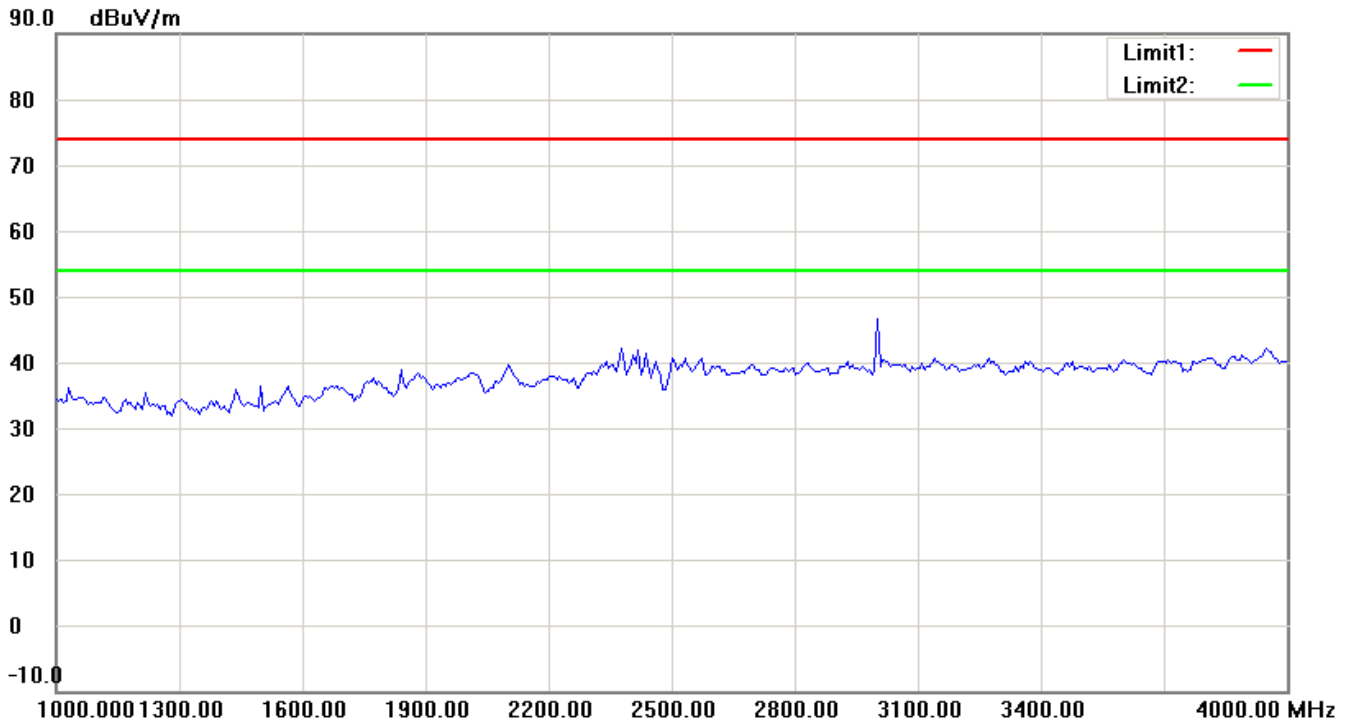
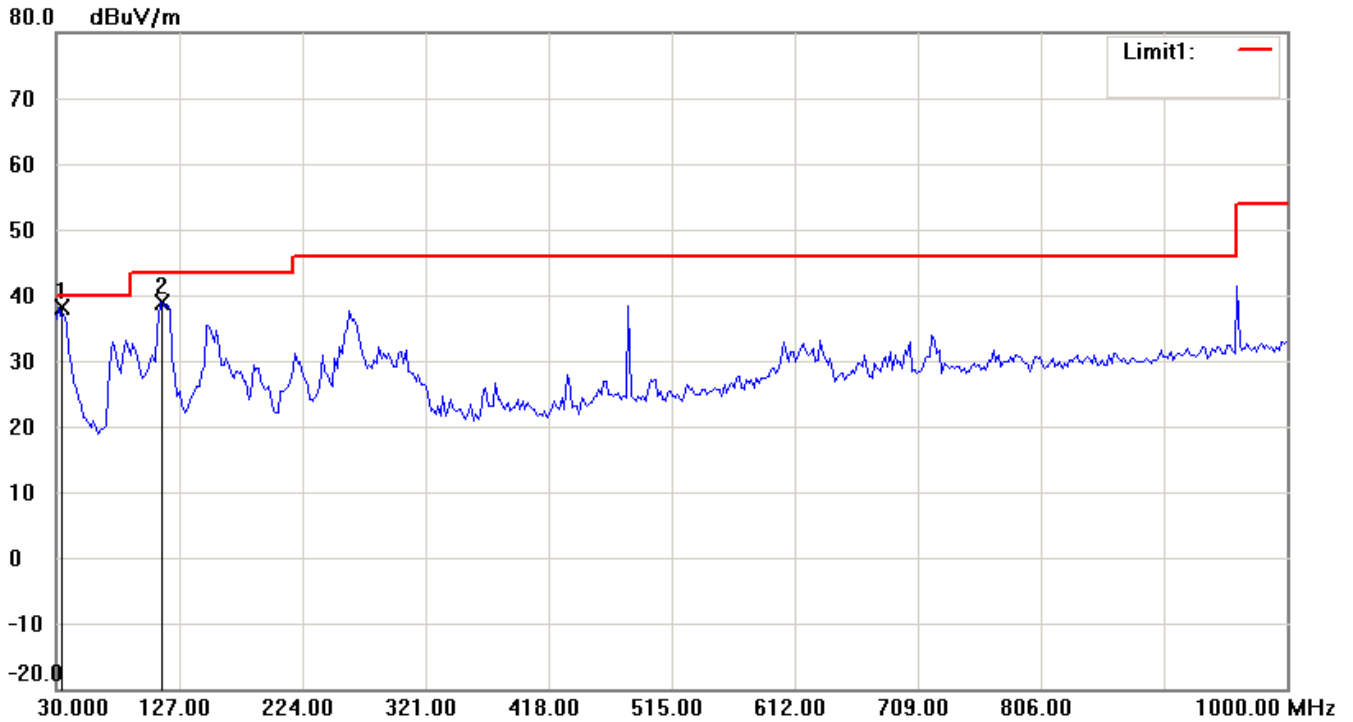
Note:

1. The attached measurement plots are preliminarily pre-scanned with peak detector for determining the final checking frequencies and are for reference only.
2. The some frequencies may exceed the limit line without the specified detectors, but that cannot present the results are failed to the specification of test standard.
3. For corrected test results are listed in the relevant table of radiated test data of this test report.



Registration number: W6M21402-13807-C-1
FCC ID: VYTLP8097

Antenna Polarization V



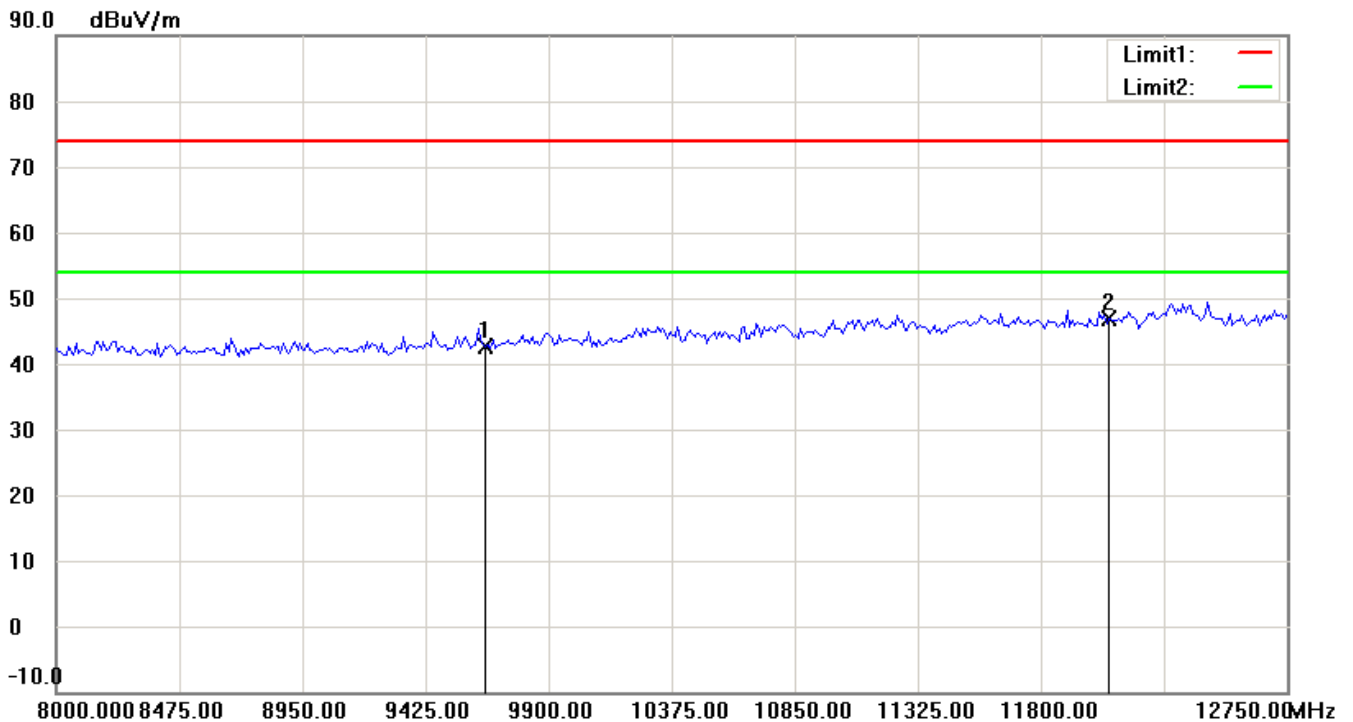
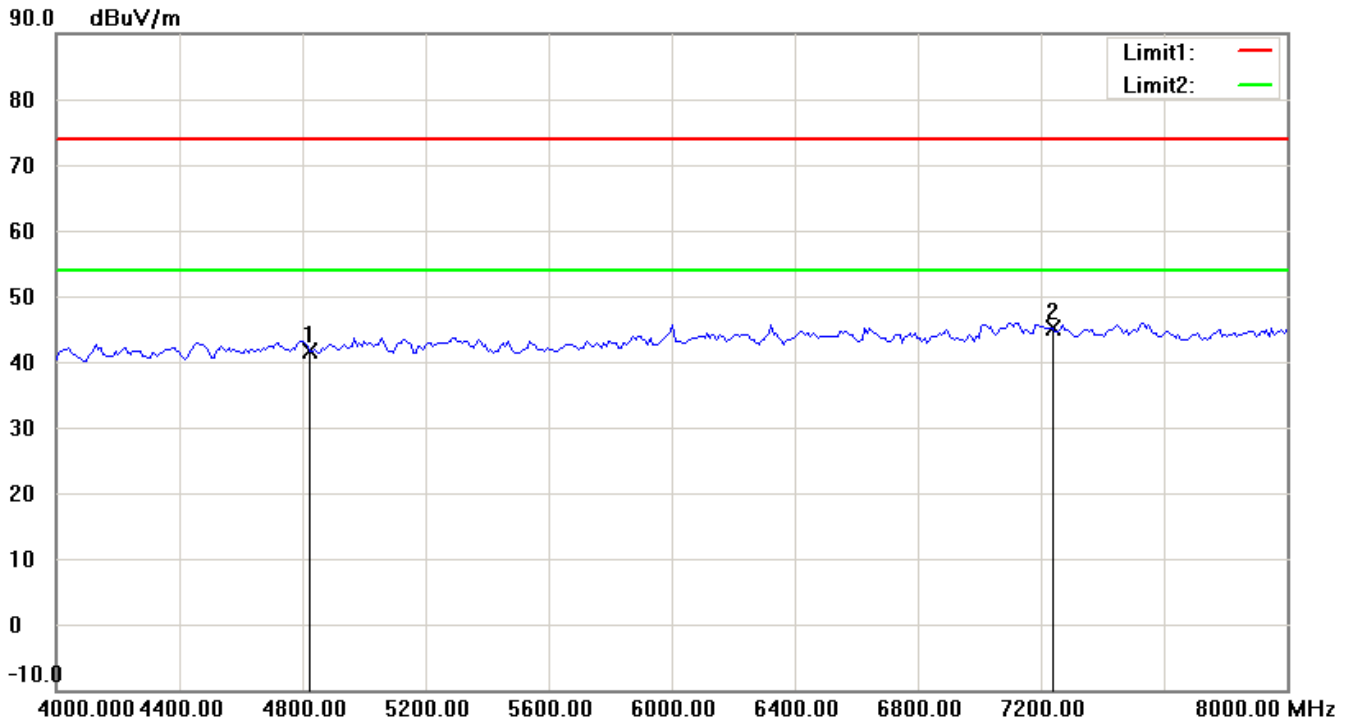
Up Line: Peak Limit Line Down Line: Ave Limit Line

Note:

1. The attached measurement plots are preliminarily pre-scanned with peak detector for determining the final checking frequencies and are for reference only.
2. The some frequencies may exceed the limit line without the specified detectors, but that cannot present the results are failed to the specification of test standard.
3. For corrected test results are listed in the relevant table of radiated test data of this test report.




Registration number: W6M21402-13807-C-1
FCC ID: VYTLP8097



Up Line: Peak Limit Line Down Line: Ave Limit Line

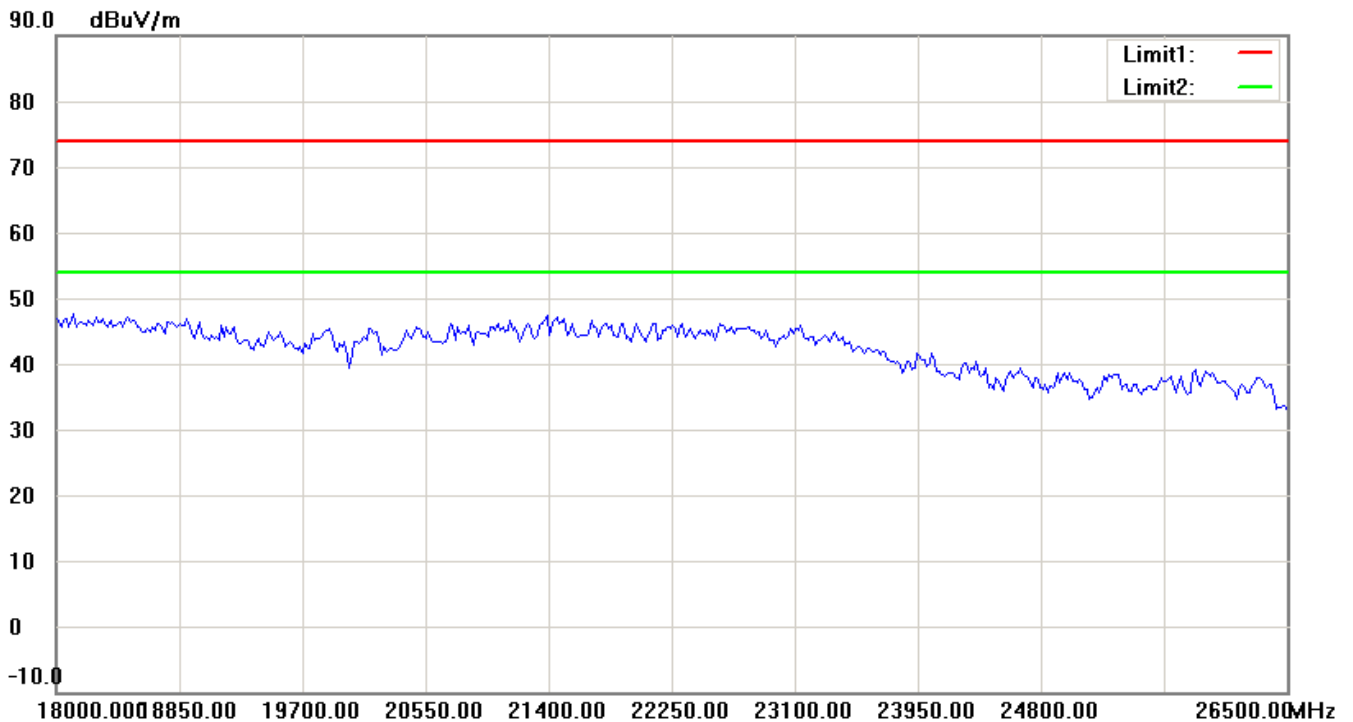
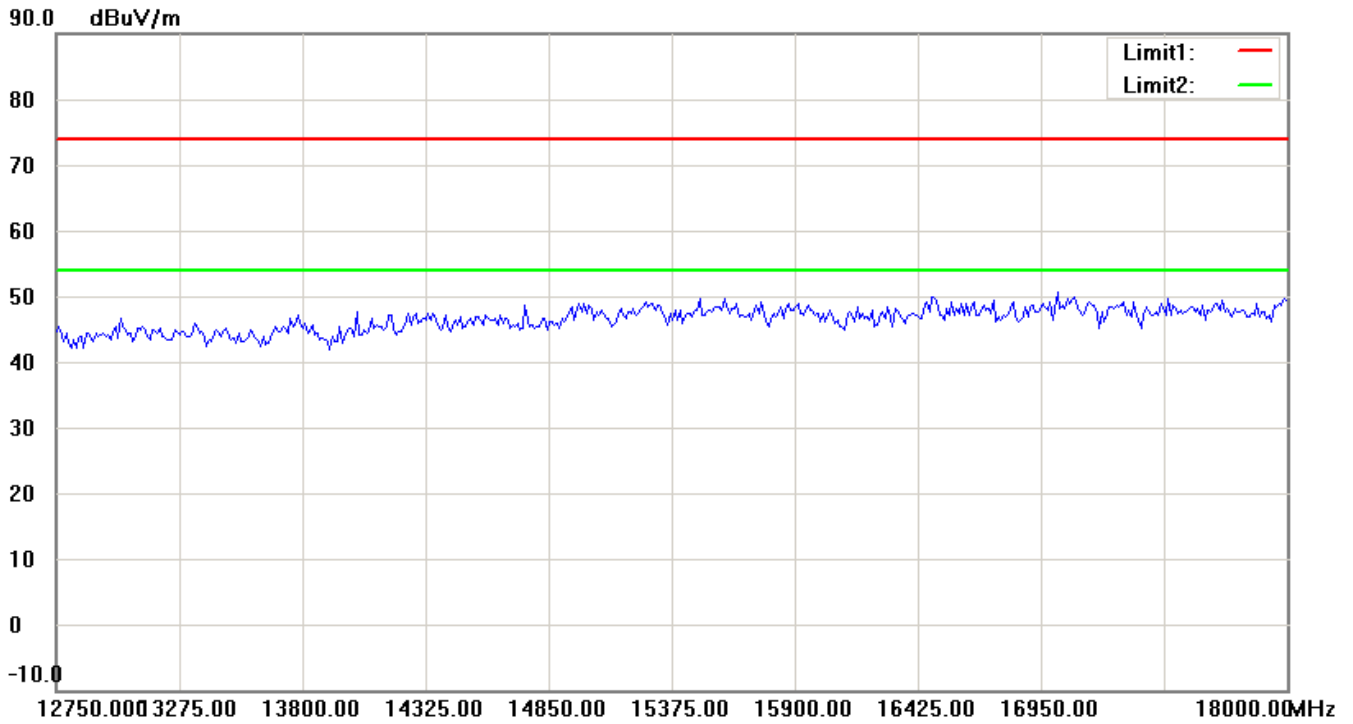
Note:

1. The attached measurement plots are preliminarily pre-scanned with peak detector for determining the final checking frequencies and are for reference only.
2. The some frequencies may exceed the limit line without the specified detectors, but that cannot present the results are failed to the specification of test standard.
3. For corrected test results are listed in the relevant table of radiated test data of this test report.



Worldwide Testing Services(Taiwan) Co., Ltd.

Registration number: W6M21402-13807-C-1
FCC ID: VYTLP8097



Up Line: Peak Limit Line Down Line: Ave Limit Line

Note:

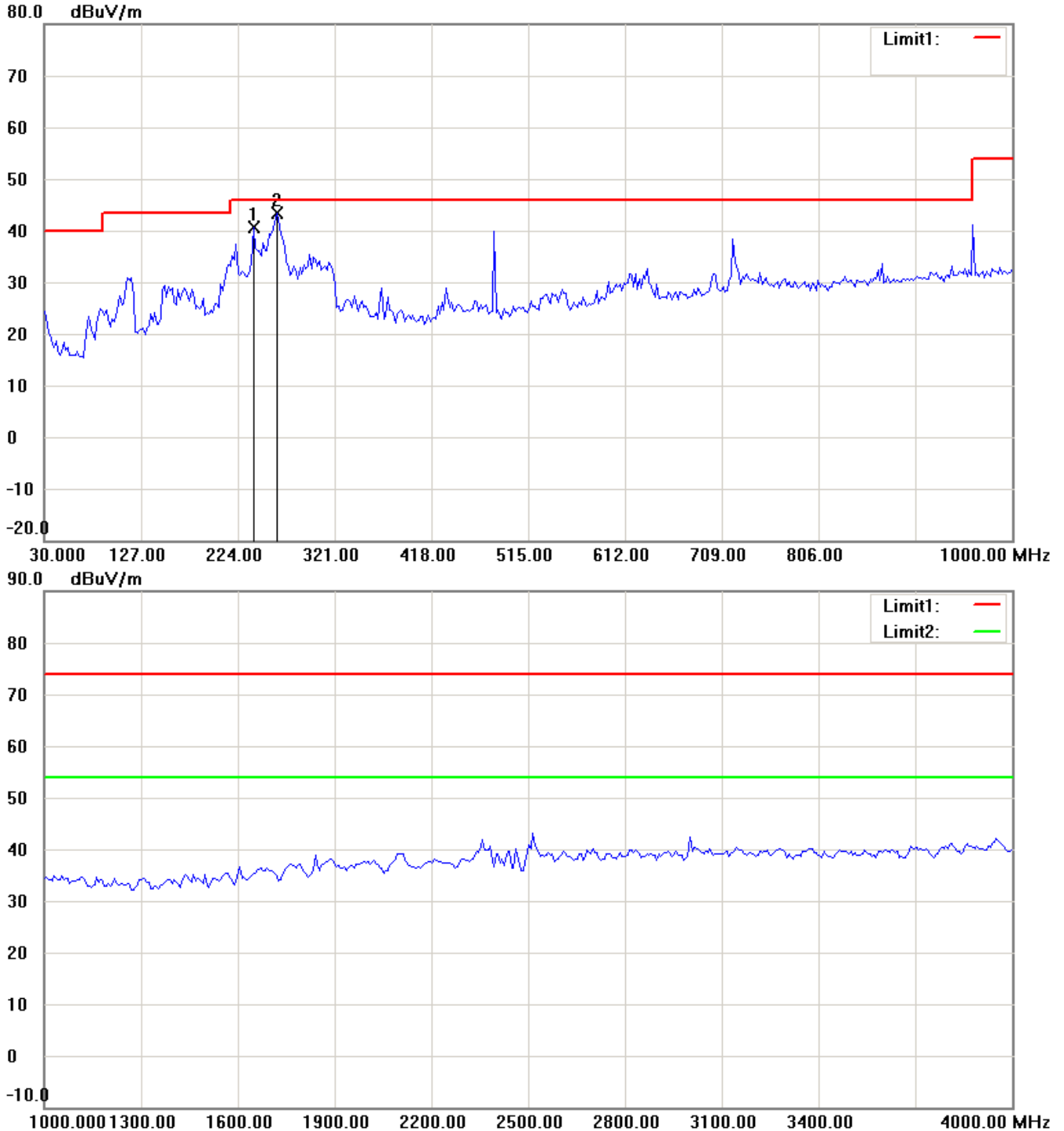
1. The attached measurement plots are preliminarily pre-scanned with peak detector for determining the final checking frequencies and are for reference only.
2. The some frequencies may exceed the limit line without the specified detectors, but that cannot present the results are failed to the specification of test standard.
3. For corrected test results are listed in the relevant table of radiated test data of this test report.



Registration number: W6M21402-13807-C-1
FCC ID: VYTLP8097

802.11g 2437MHz

Antenna Polarization H



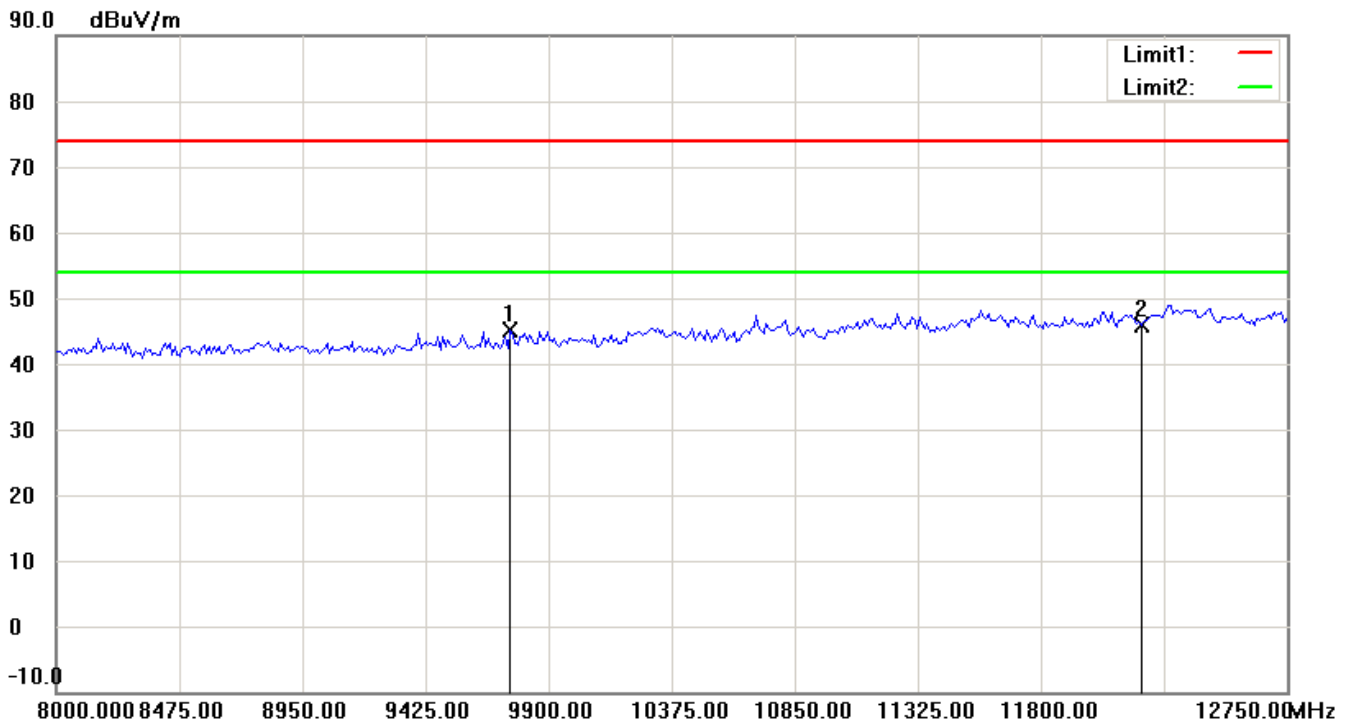
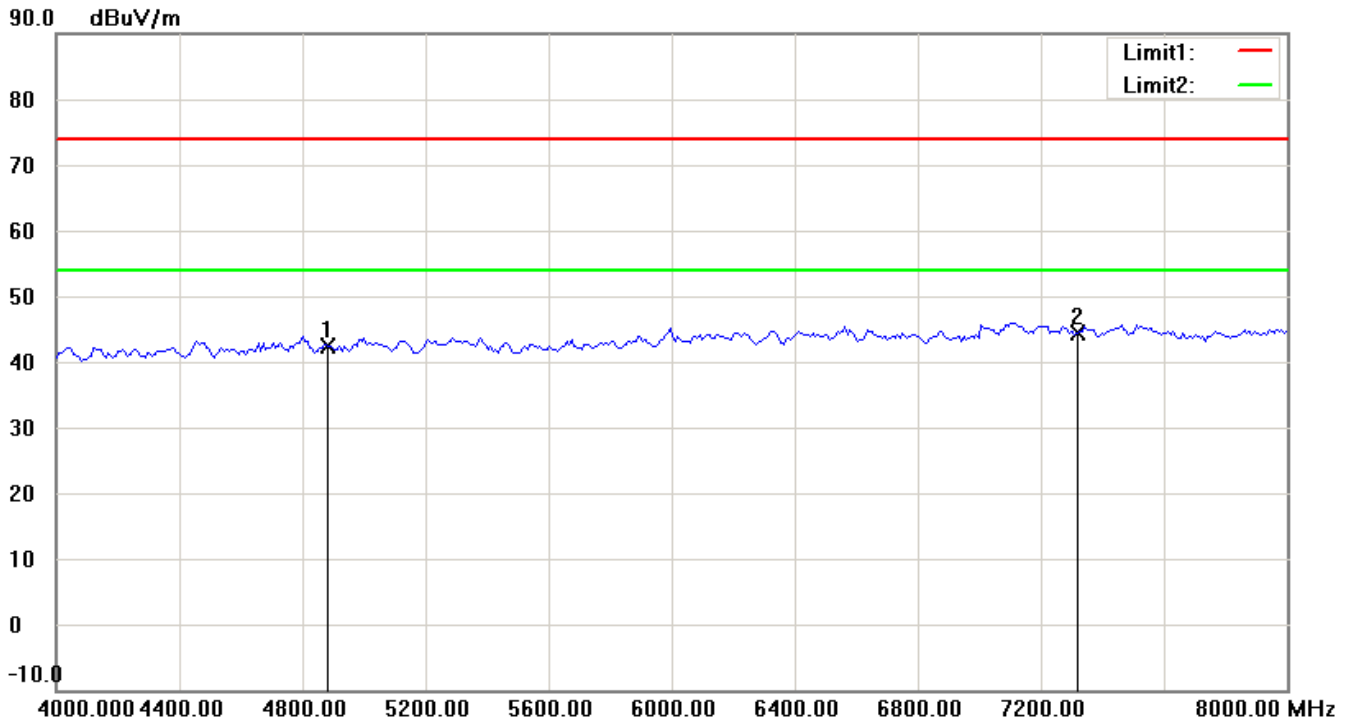
Up Line: Peak Limit Line Down Line: Ave Limit Line

Note:

1. The attached measurement plots are preliminarily pre-scanned with peak detector for determining the final checking frequencies and are for reference only.
2. The some frequencies may exceed the limit line without the specified detectors, but that cannot present the results are failed to the specification of test standard.
3. For corrected test results are listed in the relevant table of radiated test data of this test report.



Registration number: W6M21402-13807-C-1
FCC ID: VYTLP8097



Up Line: Peak Limit Line Down Line: Ave Limit Line

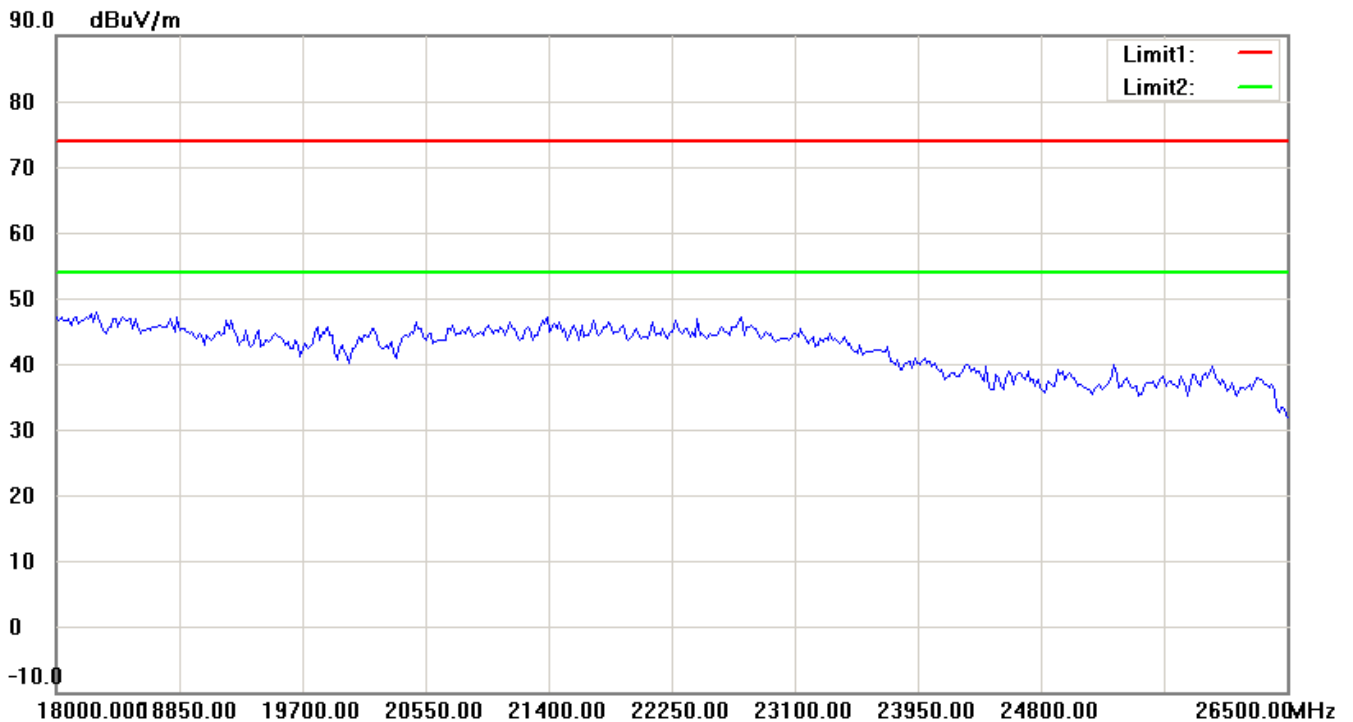
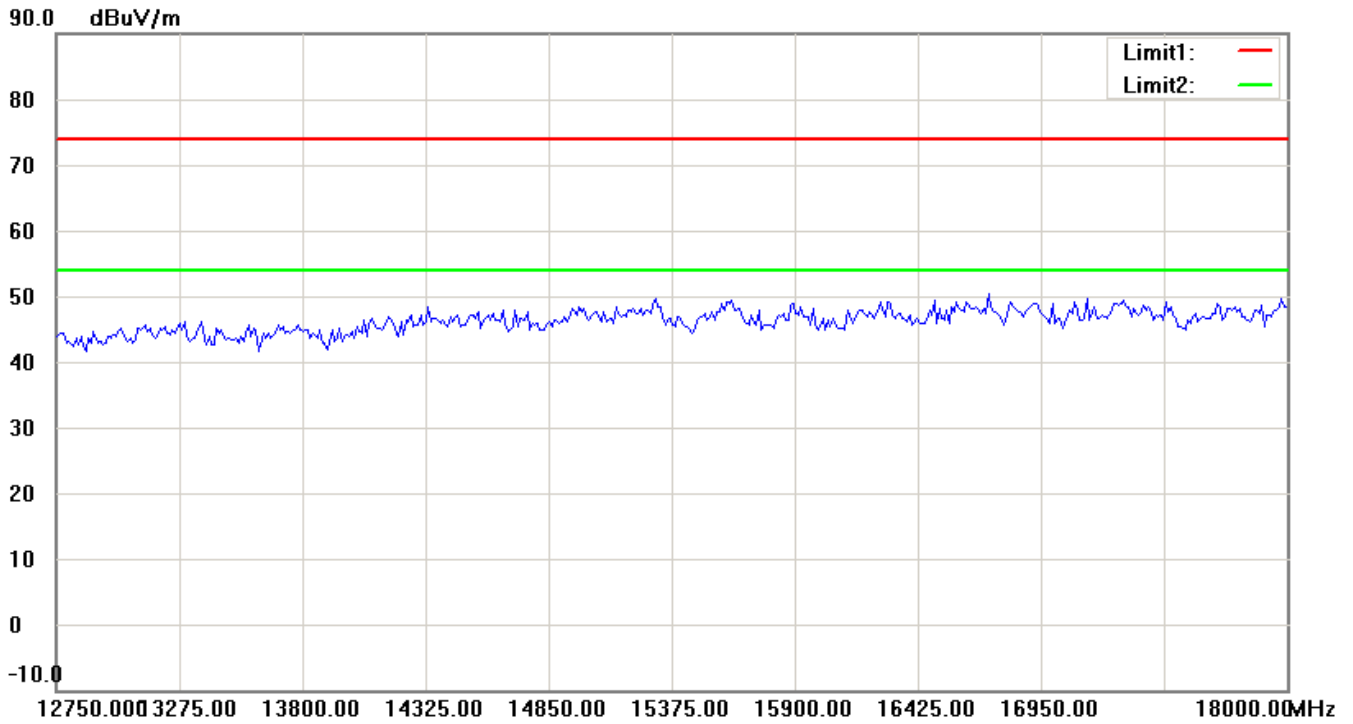
Note:

1. The attached measurement plots are preliminarily pre-scanned with peak detector for determining the final checking frequencies and are for reference only.
2. The some frequencies may exceed the limit line without the specified detectors, but that cannot present the results are failed to the specification of test standard.
3. For corrected test results are listed in the relevant table of radiated test data of this test report.



Worldwide Testing Services(Taiwan) Co., Ltd.


Registration number: W6M21402-13807-C-1
FCC ID: VYTLP8097



Up Line: Peak Limit Line Down Line: Ave Limit Line

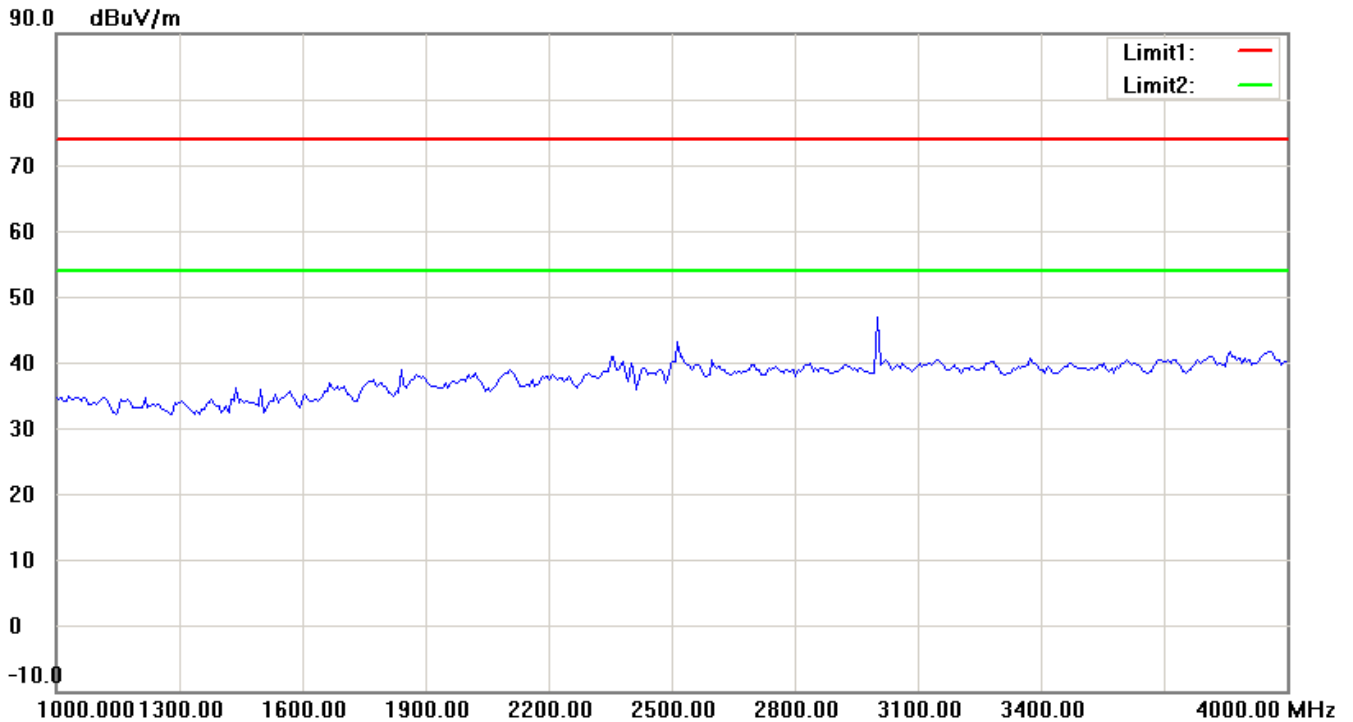
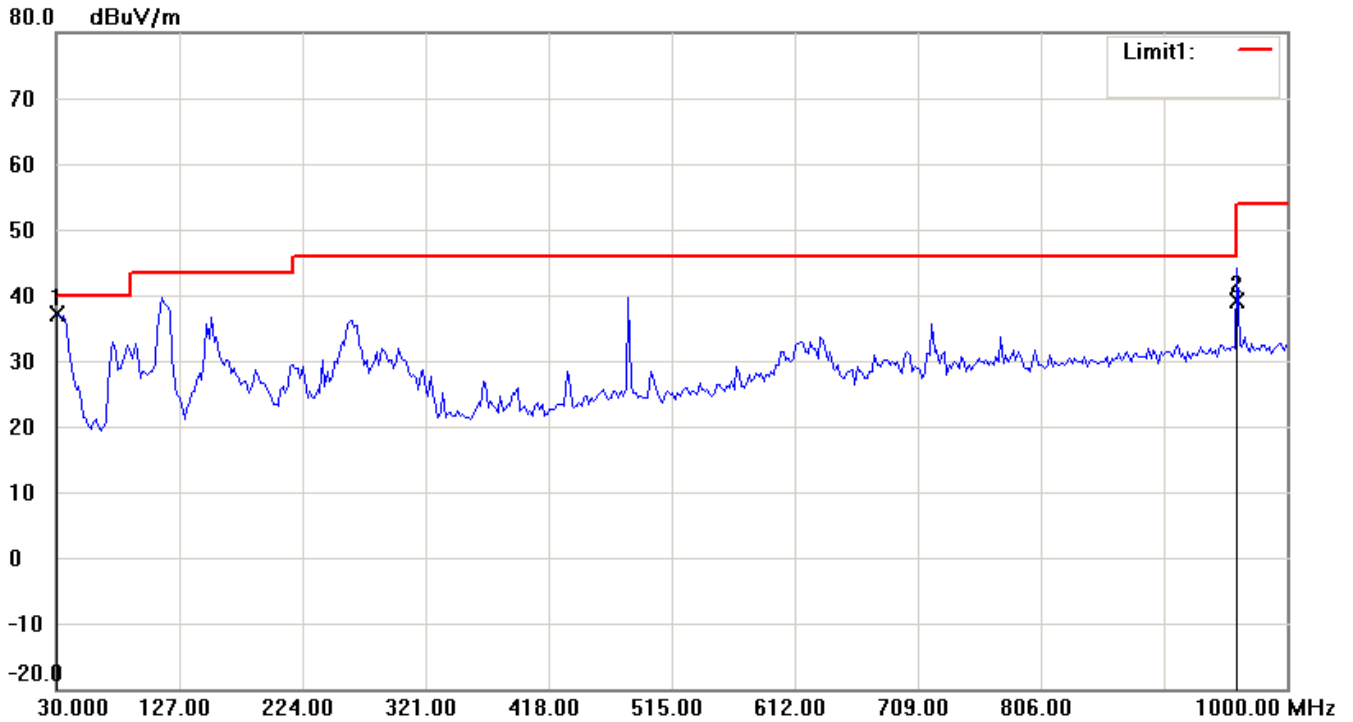
Note:

1. The attached measurement plots are preliminarily pre-scanned with peak detector for determining the final checking frequencies and are for reference only.
2. The some frequencies may exceed the limit line without the specified detectors, but that cannot present the results are failed to the specification of test standard.
3. For corrected test results are listed in the relevant table of radiated test data of this test report.



Registration number: W6M21402-13807-C-1
FCC ID: VYTLP8097

Antenna Polarization V



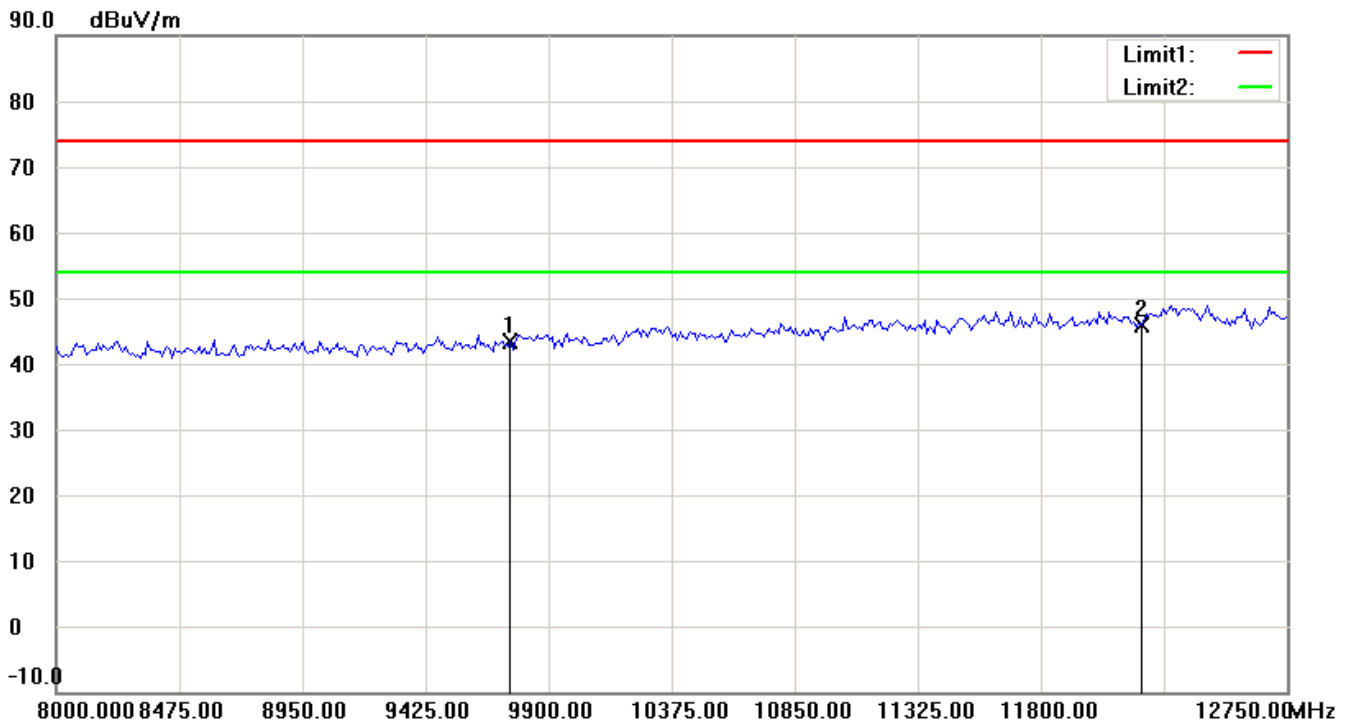
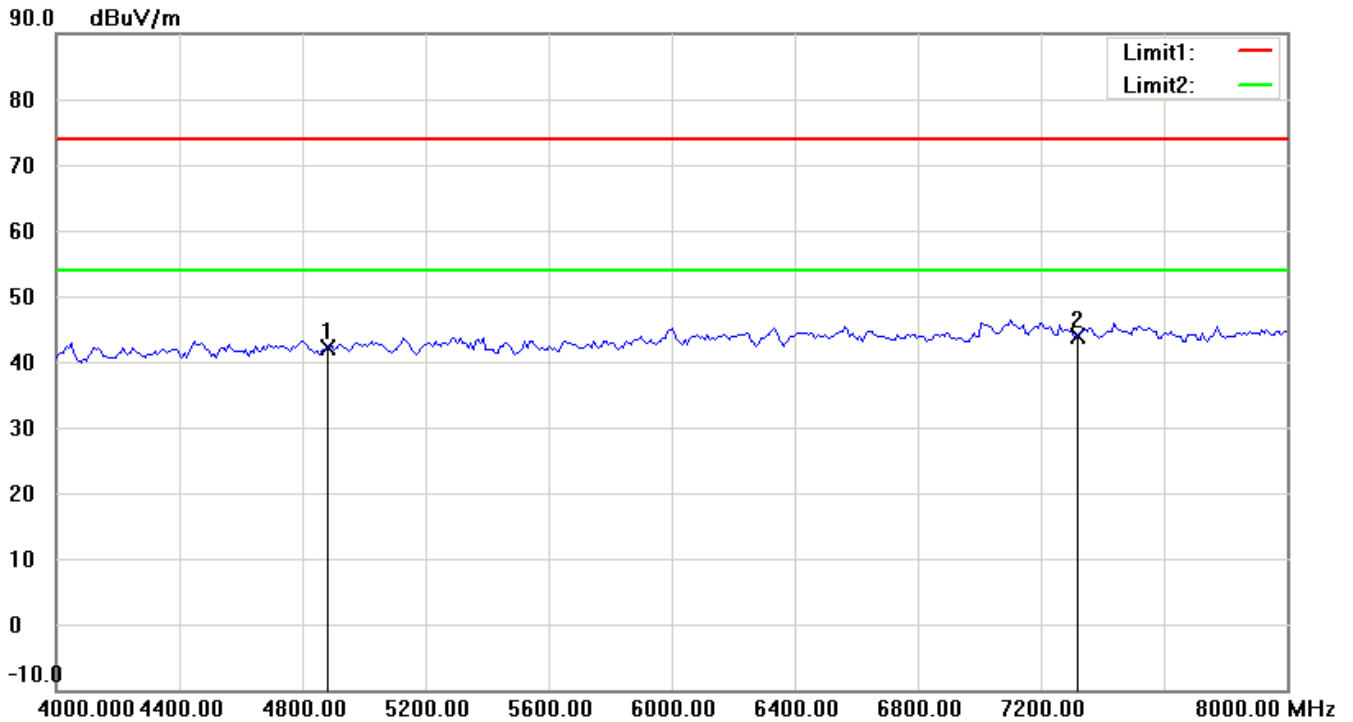
Up Line: Peak Limit Line Down Line: Ave Limit Line

Note:

1. The attached measurement plots are preliminarily pre-scanned with peak detector for determining the final checking frequencies and are for reference only.
2. The some frequencies may exceed the limit line without the specified detectors, but that cannot present the results are failed to the specification of test standard.
3. For corrected test results are listed in the relevant table of radiated test data of this test report.



Registration number: W6M21402-13807-C-1
FCC ID: VYTLP8097



Up Line: Peak Limit Line Down Line: Ave Limit Line

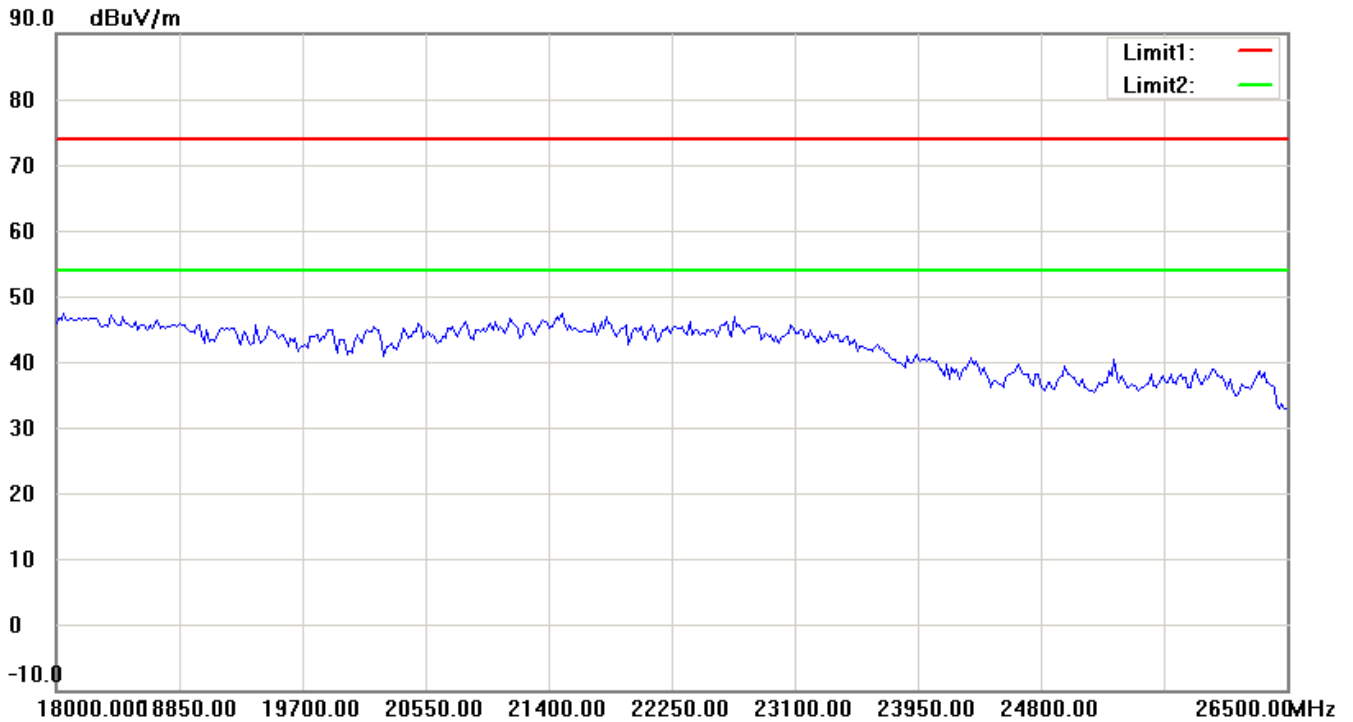
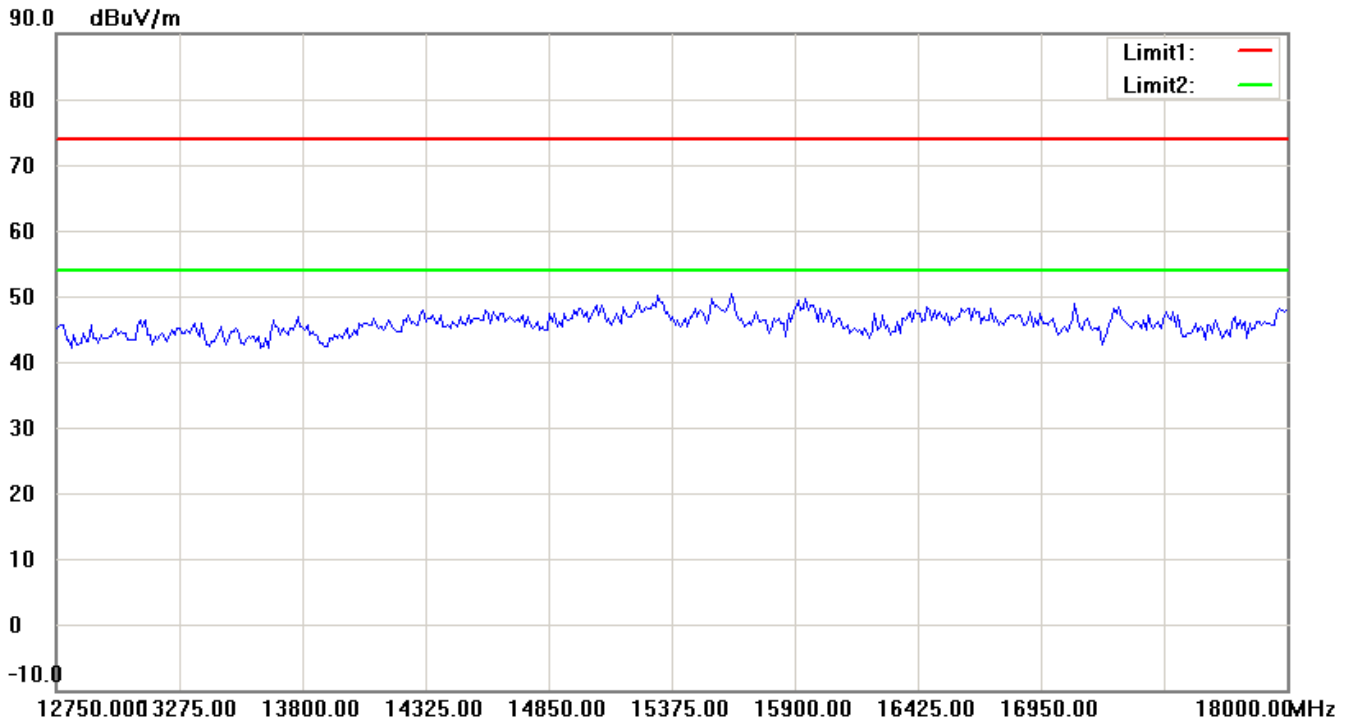
Note:

1. The attached measurement plots are preliminarily pre-scanned with peak detector for determining the final checking frequencies and are for reference only.
2. The some frequencies may exceed the limit line without the specified detectors, but that cannot present the results are failed to the specification of test standard.
3. For corrected test results are listed in the relevant table of radiated test data of this test report.



Worldwide Testing Services(Taiwan) Co., Ltd.

Registration number: W6M21402-13807-C-1
FCC ID: VYTLP8097



Up Line: Peak Limit Line Down Line: Ave Limit Line

Note:

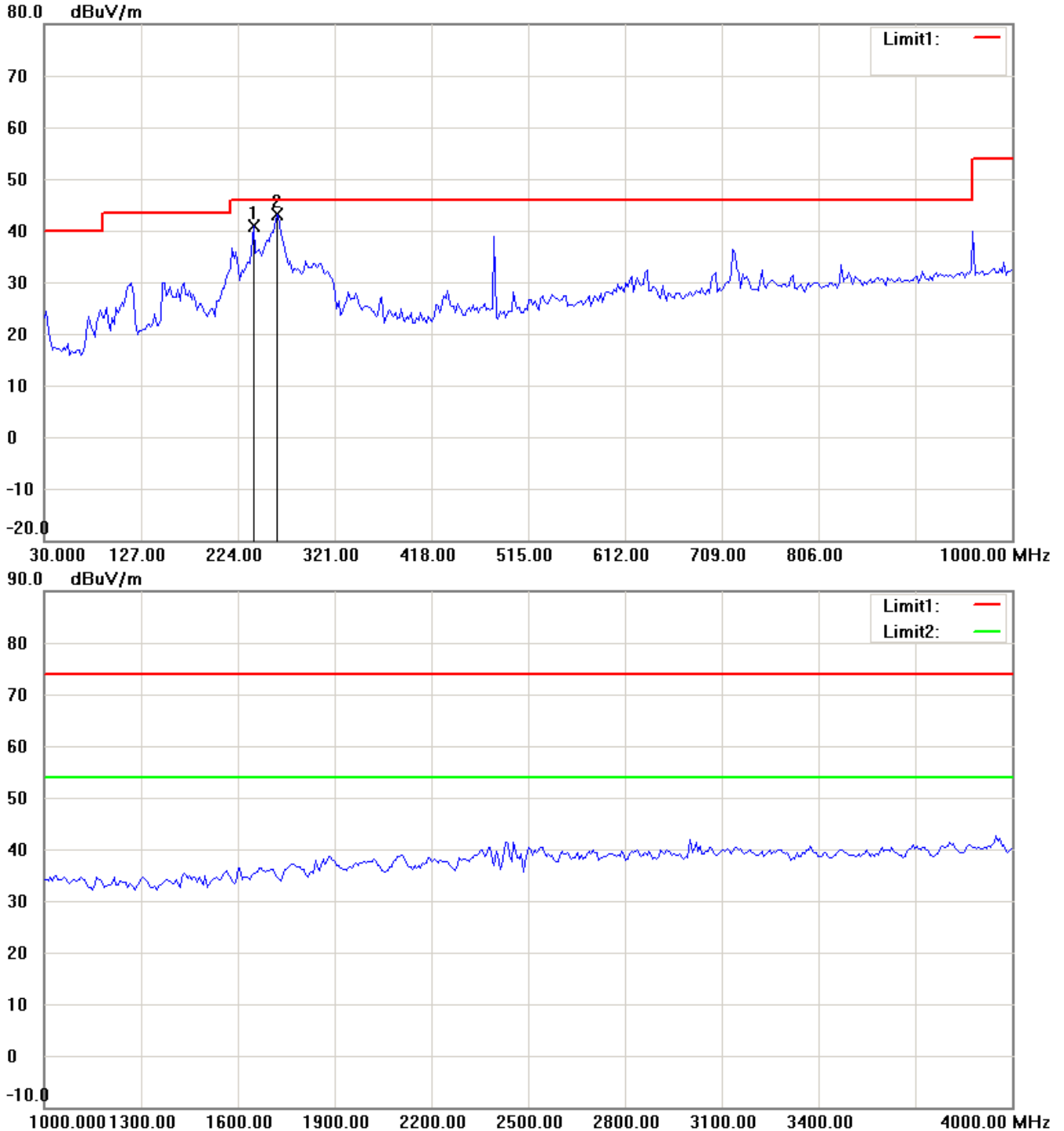
1. The attached measurement plots are preliminarily pre-scanned with peak detector for determining the final checking frequencies and are for reference only.
2. The some frequencies may exceed the limit line without the specified detectors, but that cannot present the results are failed to the specification of test standard.
3. For corrected test results are listed in the relevant table of radiated test data of this test report.



Registration number: W6M21402-13807-C-1
FCC ID: VYTLP8097

802.11g 2462MHz

Antenna Polarization H



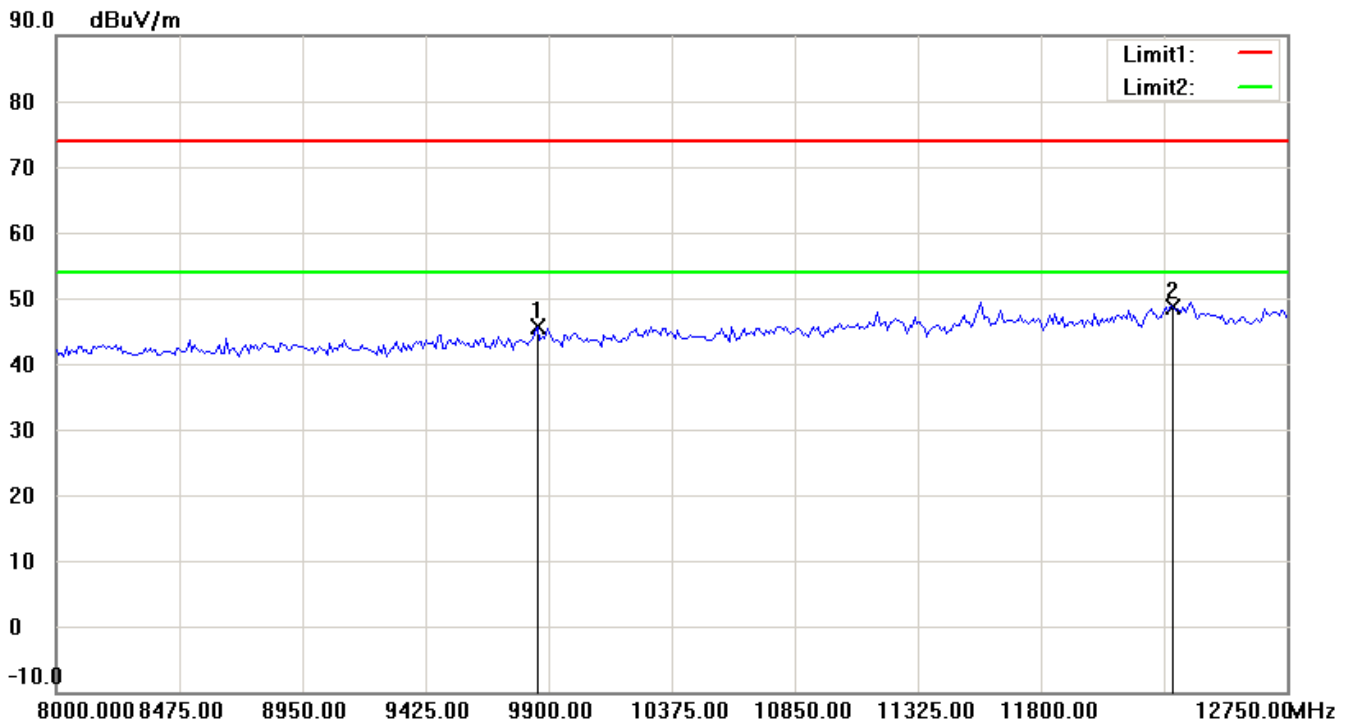
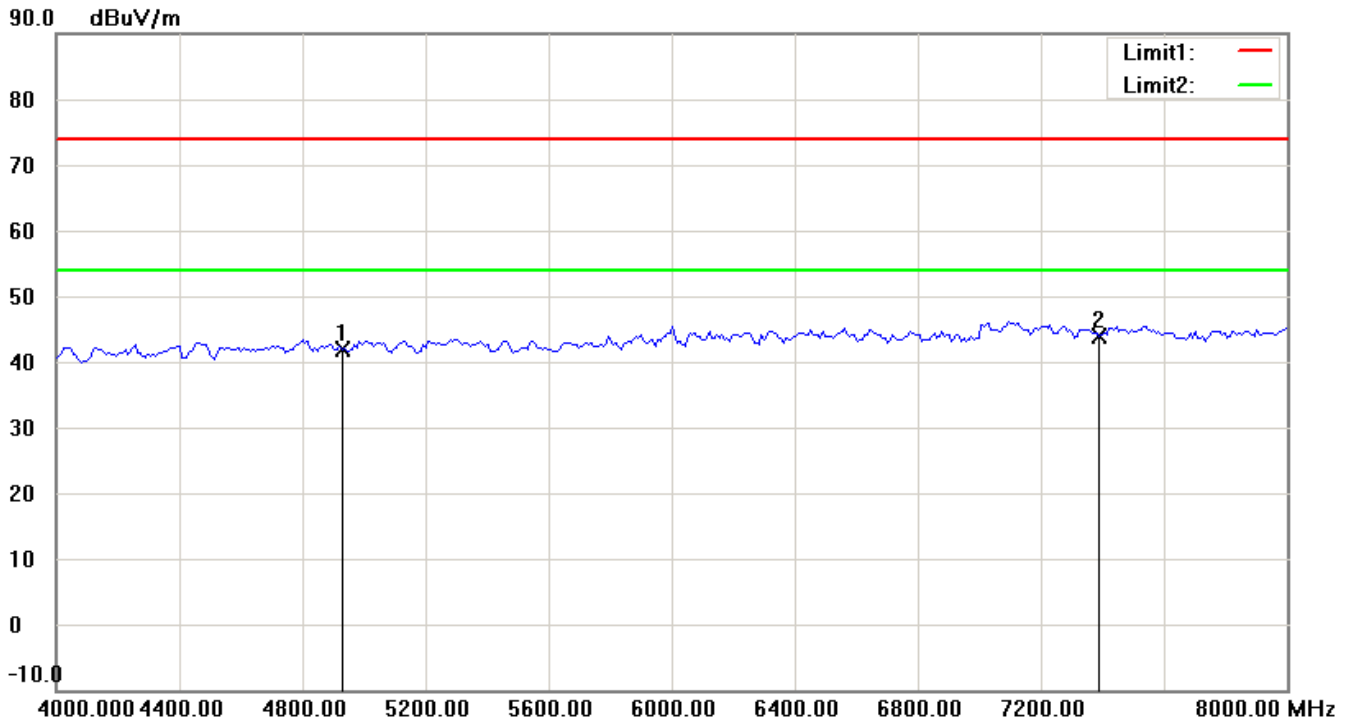
Up Line: Peak Limit Line Down Line: Ave Limit Line

Note:

1. The attached measurement plots are preliminarily pre-scanned with peak detector for determining the final checking frequencies and are for reference only.
2. The some frequencies may exceed the limit line without the specified detectors, but that cannot present the results are failed to the specification of test standard.
3. For corrected test results are listed in the relevant table of radiated test data of this test report.




Registration number: W6M21402-13807-C-1
FCC ID: VYTLP8097



Up Line: Peak Limit Line Down Line: Ave Limit Line

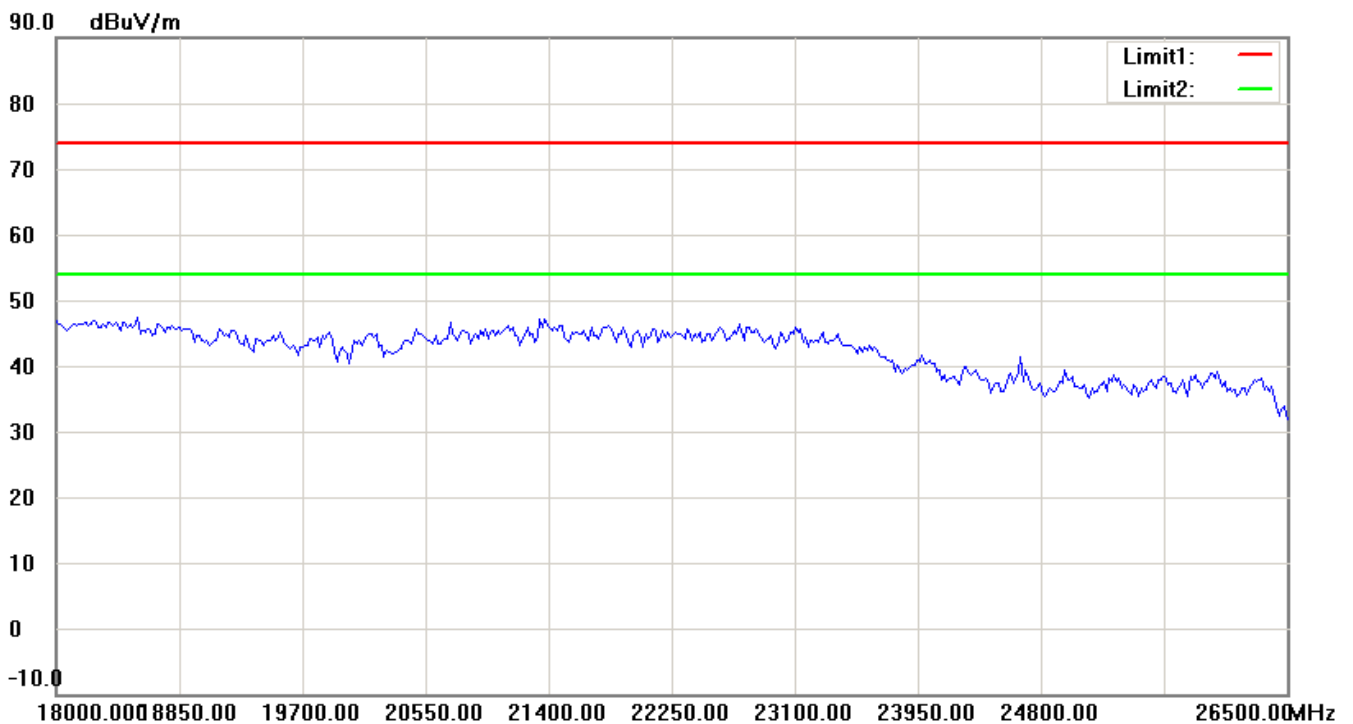
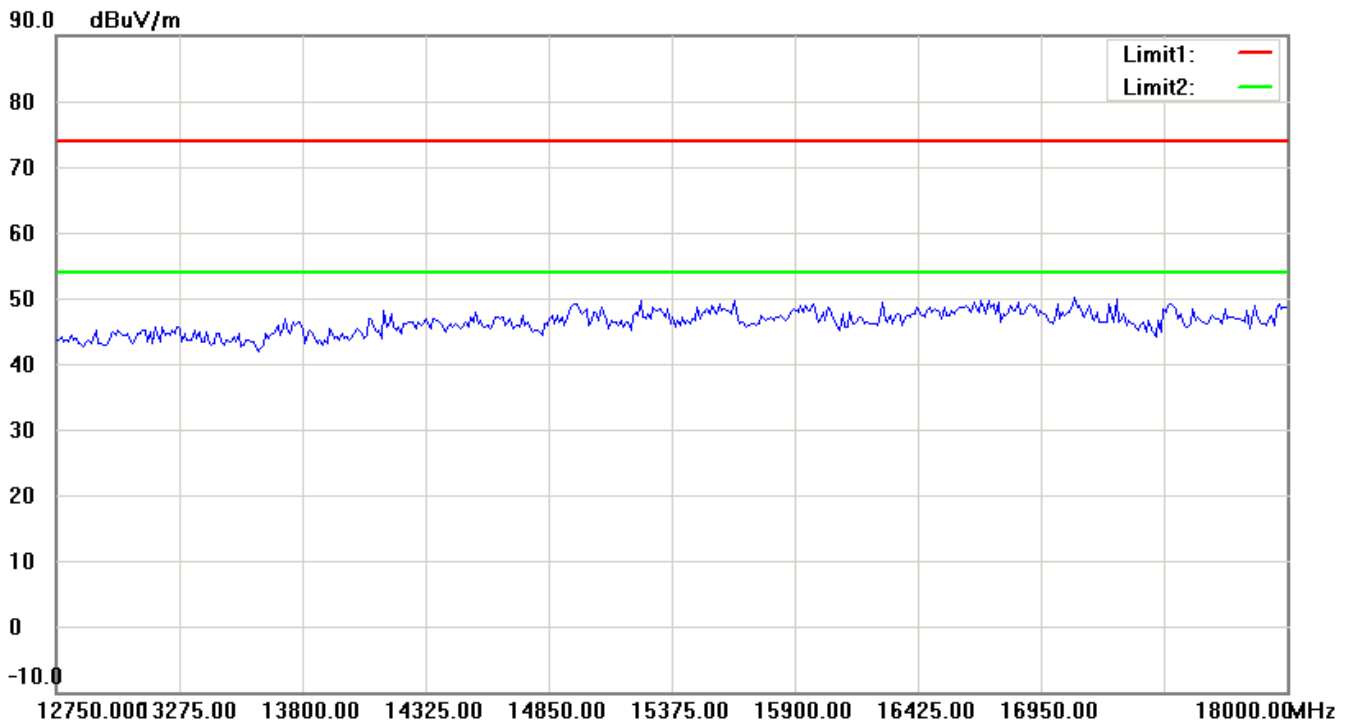
Note:

1. The attached measurement plots are preliminarily pre-scanned with peak detector for determining the final checking frequencies and are for reference only.
2. The some frequencies may exceed the limit line without the specified detectors, but that cannot present the results are failed to the specification of test standard.
3. For corrected test results are listed in the relevant table of radiated test data of this test report.



Worldwide Testing Services(Taiwan) Co., Ltd.

Registration number: W6M21402-13807-C-1
FCC ID: VYTLP8097



Up Line: Peak Limit Line Down Line: Ave Limit Line

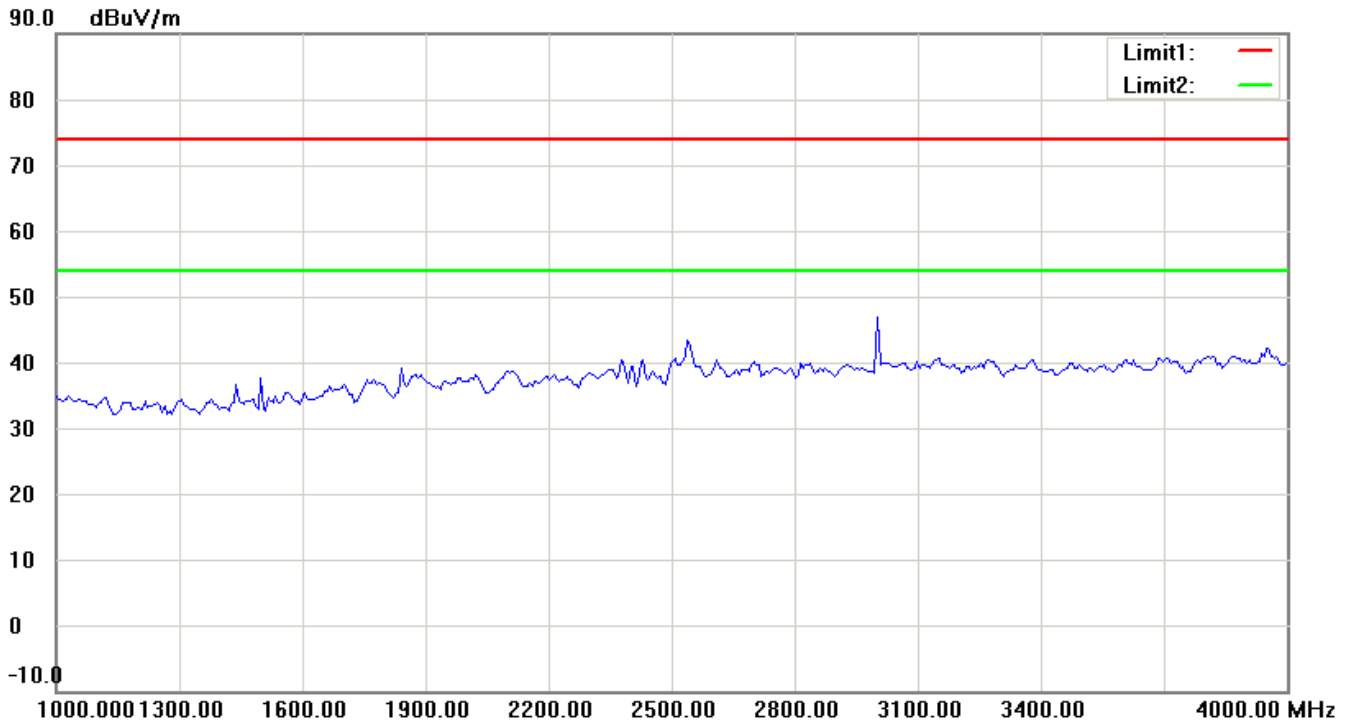
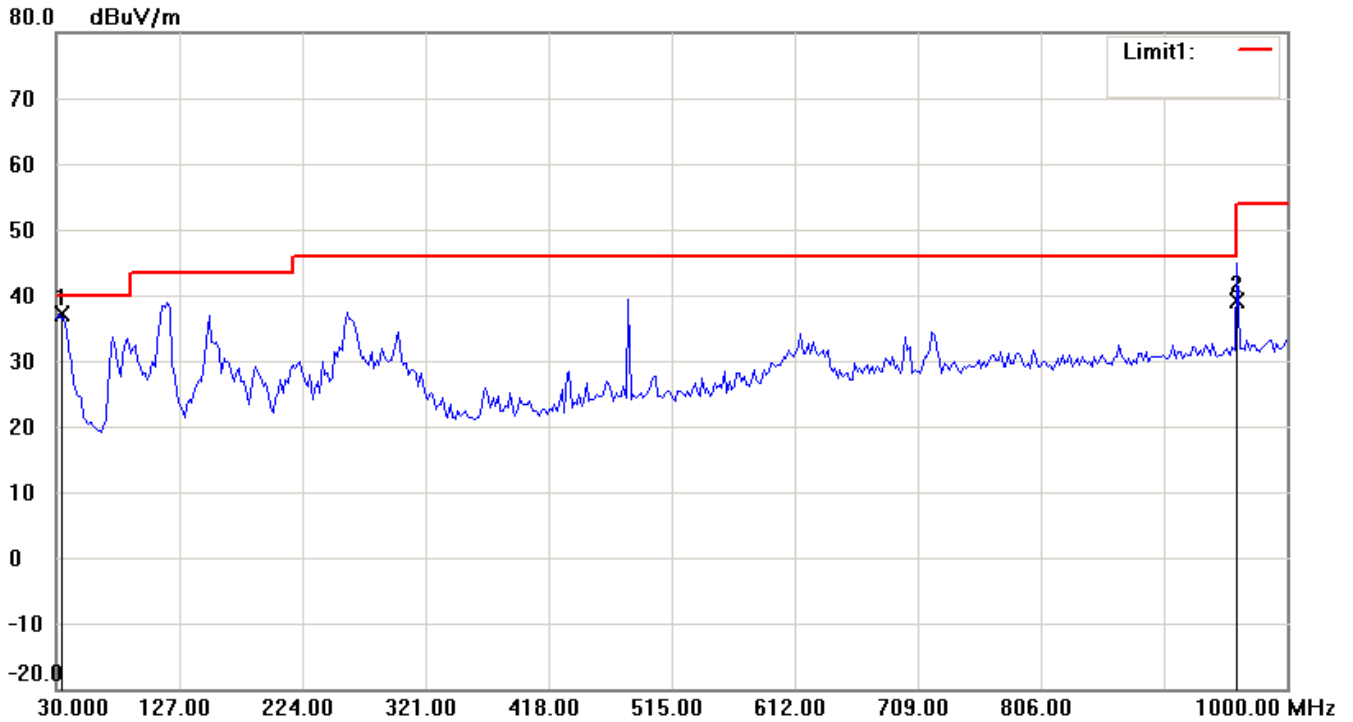
Note:

1. The attached measurement plots are preliminarily pre-scanned with peak detector for determining the final checking frequencies and are for reference only.
2. The some frequencies may exceed the limit line without the specified detectors, but that cannot present the results are failed to the specification of test standard.
3. For corrected test results are listed in the relevant table of radiated test data of this test report.



Registration number: W6M21402-13807-C-1
FCC ID: VYTLP8097

Antenna Polarization V



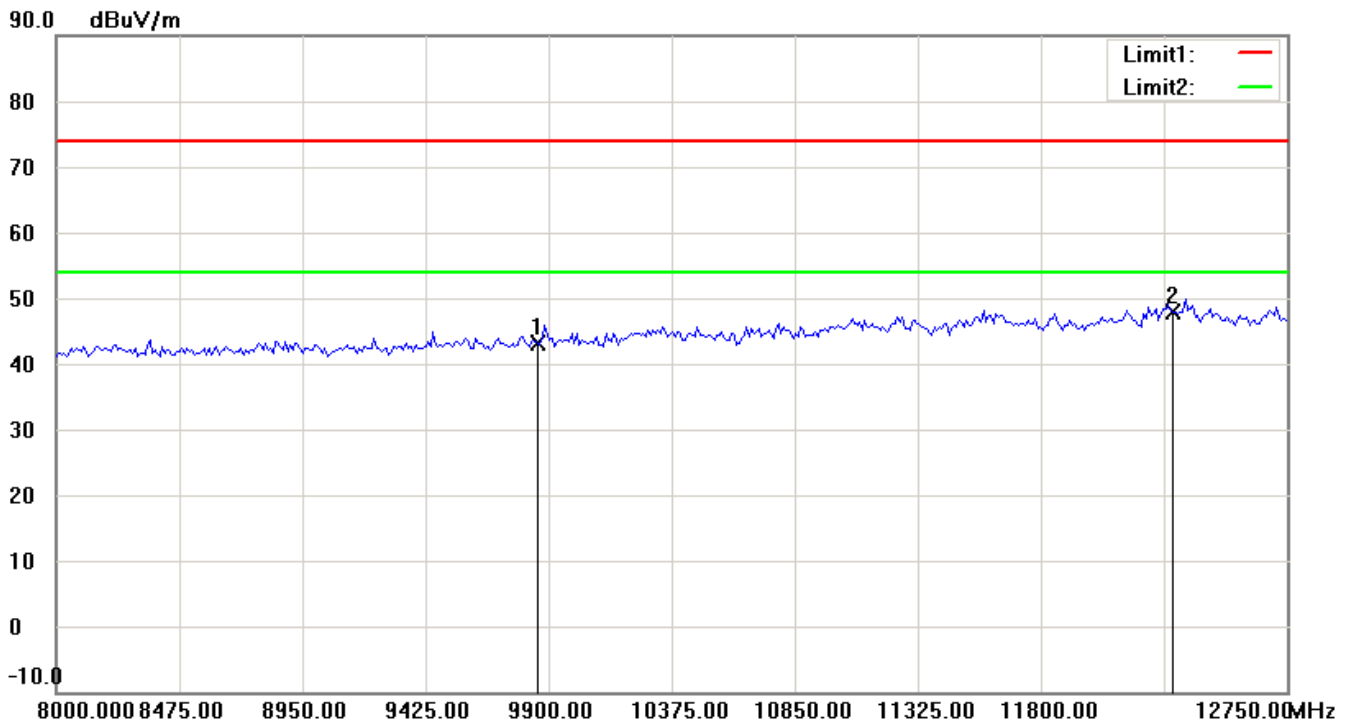
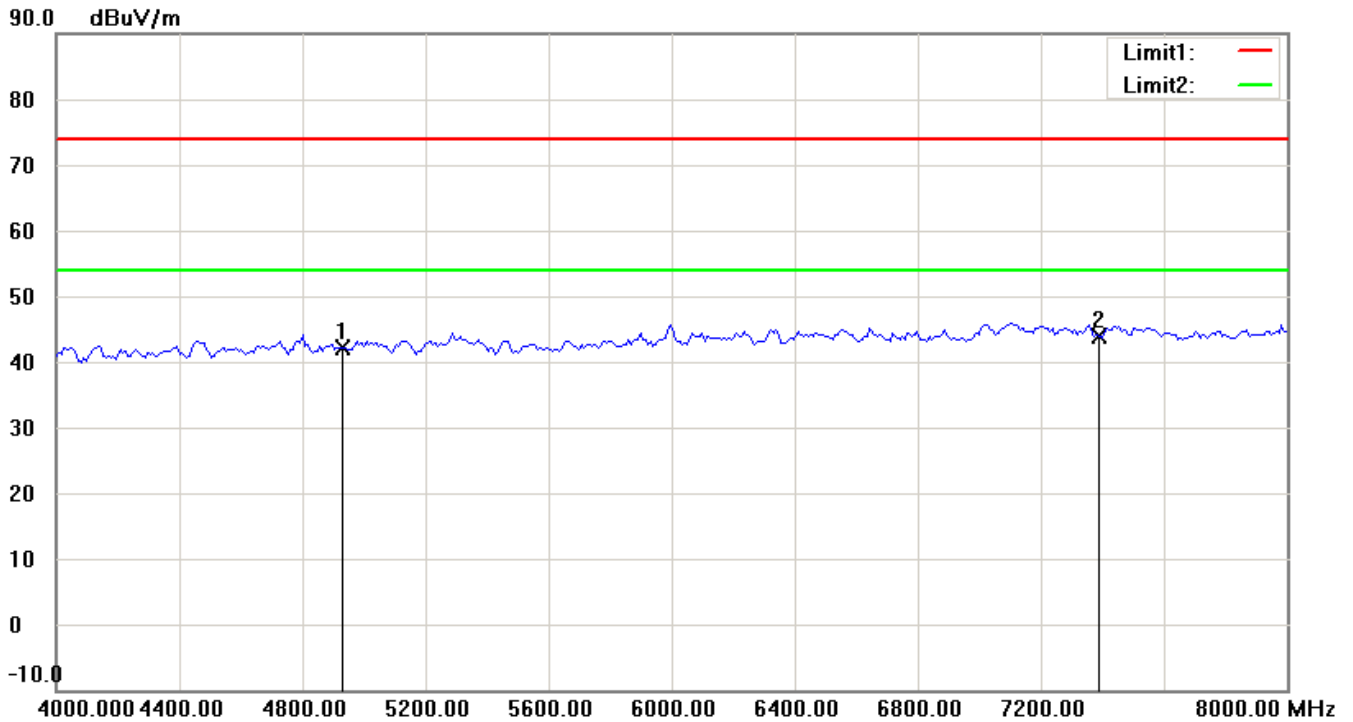
Up Line: Peak Limit Line Down Line: Ave Limit Line

Note:

1. The attached measurement plots are preliminarily pre-scanned with peak detector for determining the final checking frequencies and are for reference only.
2. The some frequencies may exceed the limit line without the specified detectors, but that cannot present the results are failed to the specification of test standard.
3. For corrected test results are listed in the relevant table of radiated test data of this test report.




Registration number: W6M21402-13807-C-1
FCC ID: VYTLP8097



Up Line: Peak Limit Line Down Line: Ave Limit Line

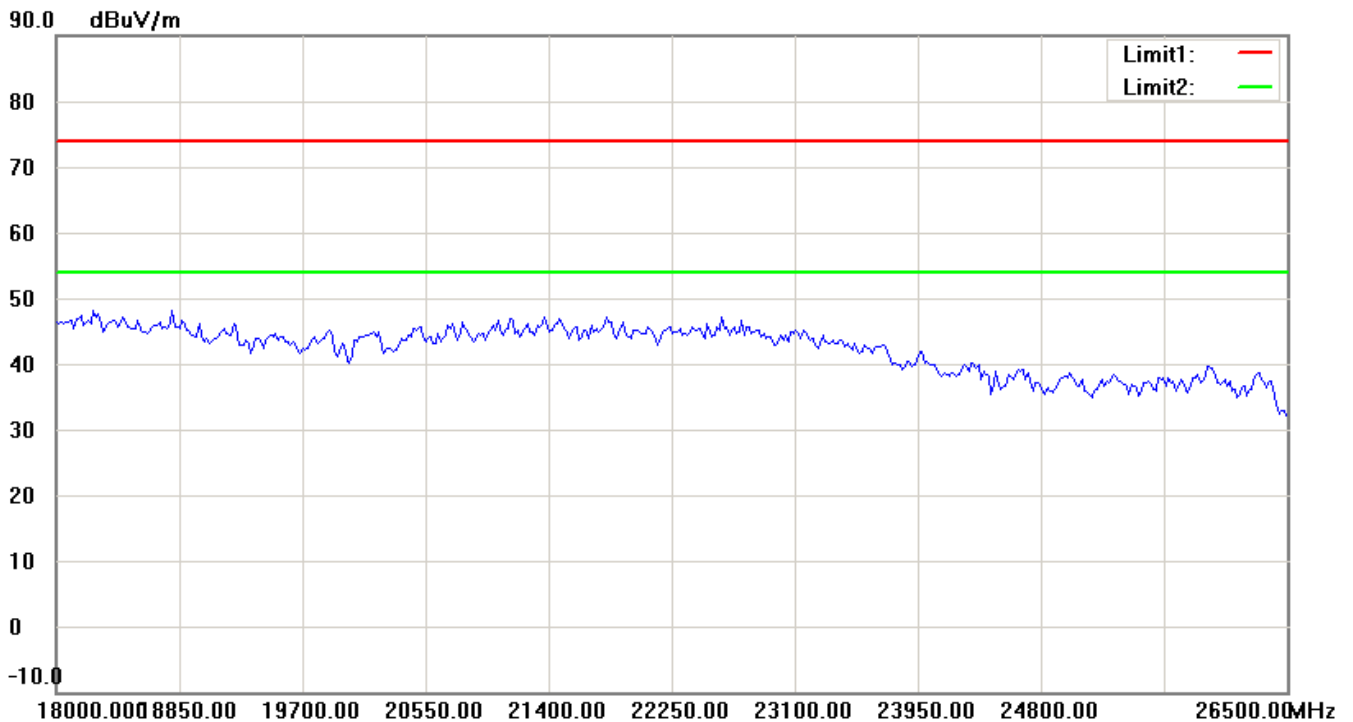
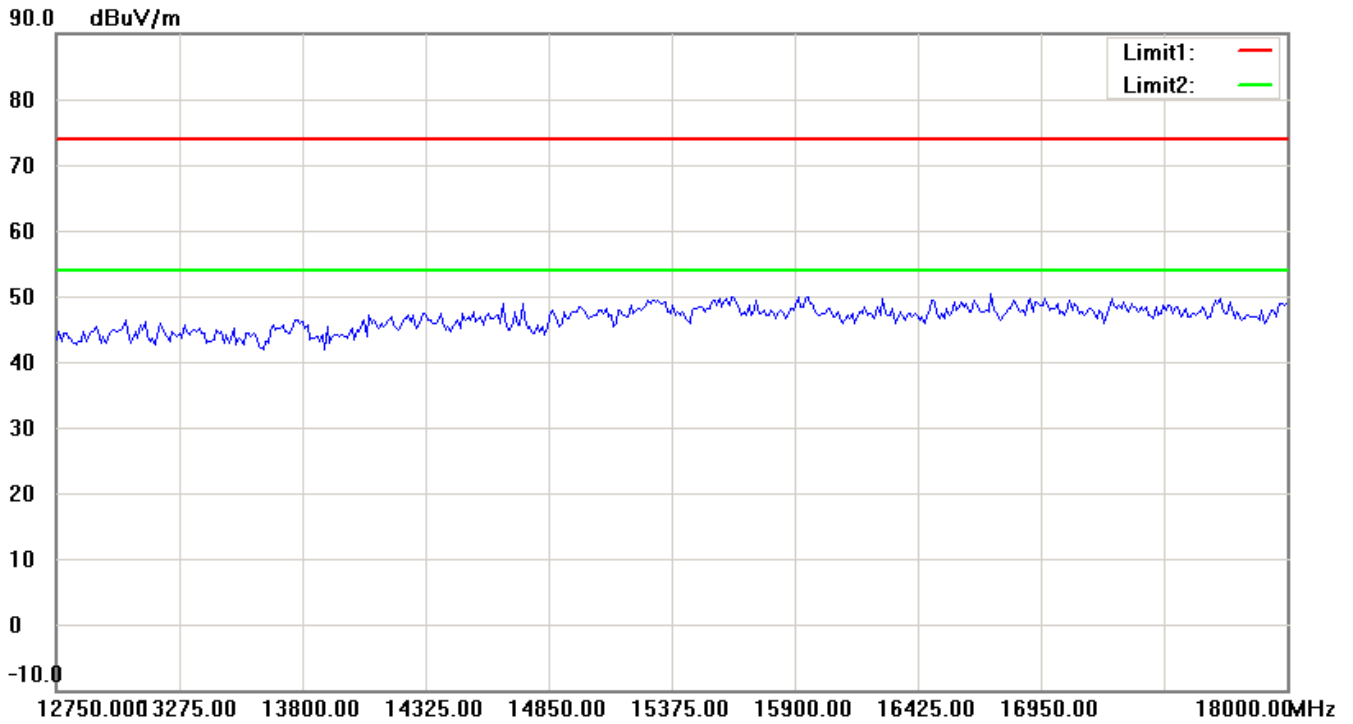
Note:

1. The attached measurement plots are preliminarily pre-scanned with peak detector for determining the final checking frequencies and are for reference only.
2. The some frequencies may exceed the limit line without the specified detectors, but that cannot present the results are failed to the specification of test standard.
3. For corrected test results are listed in the relevant table of radiated test data of this test report.



Worldwide Testing Services(Taiwan) Co., Ltd.


Registration number: W6M21402-13807-C-1
FCC ID: VYTLP8097



Up Line: Peak Limit Line Down Line: Ave Limit Line

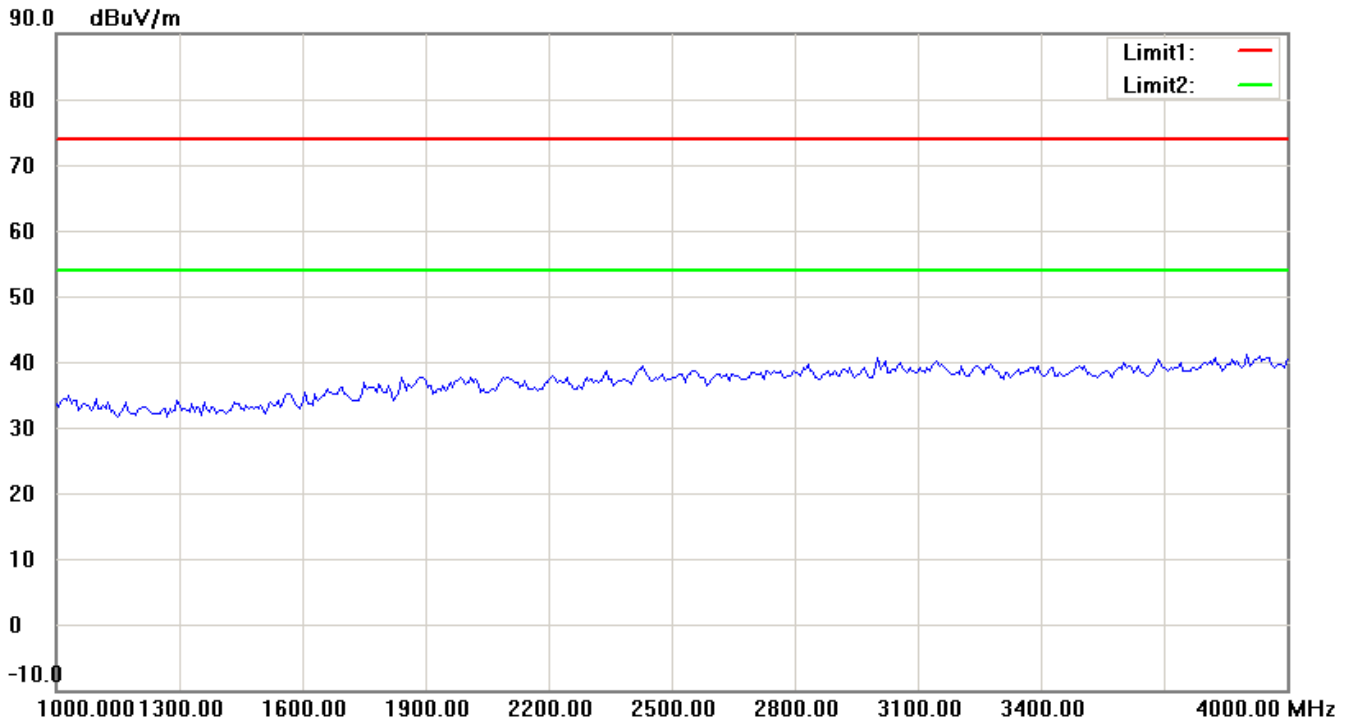
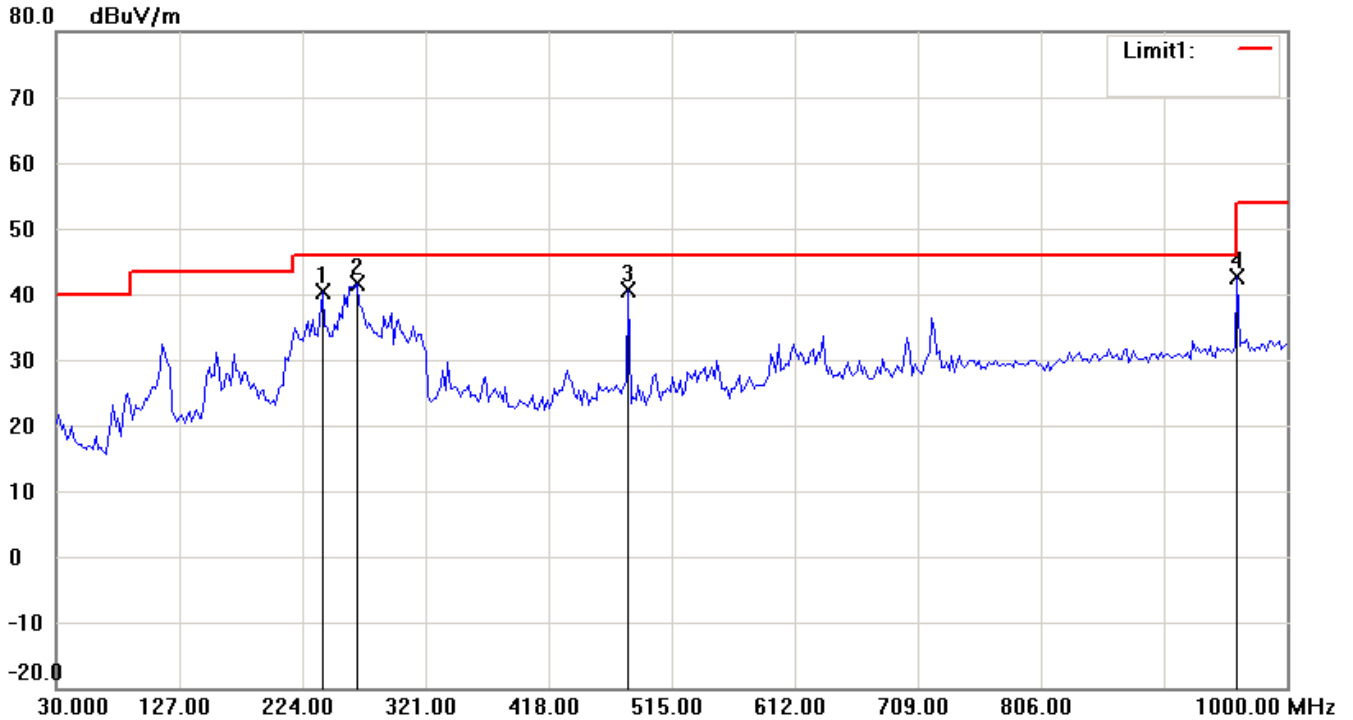
Note:

1. The attached measurement plots are preliminarily pre-scanned with peak detector for determining the final checking frequencies and are for reference only.
2. The some frequencies may exceed the limit line without the specified detectors, but that cannot present the results are failed to the specification of test standard.
3. For corrected test results are listed in the relevant table of radiated test data of this test report.



Registration number: W6M21402-13807-C-1
FCC ID: VYTLP8097

Antenna B
802.11a 5745MHz
Antenna Polarization H



Up Line: Peak Limit Line Down Line: Ave Limit Line

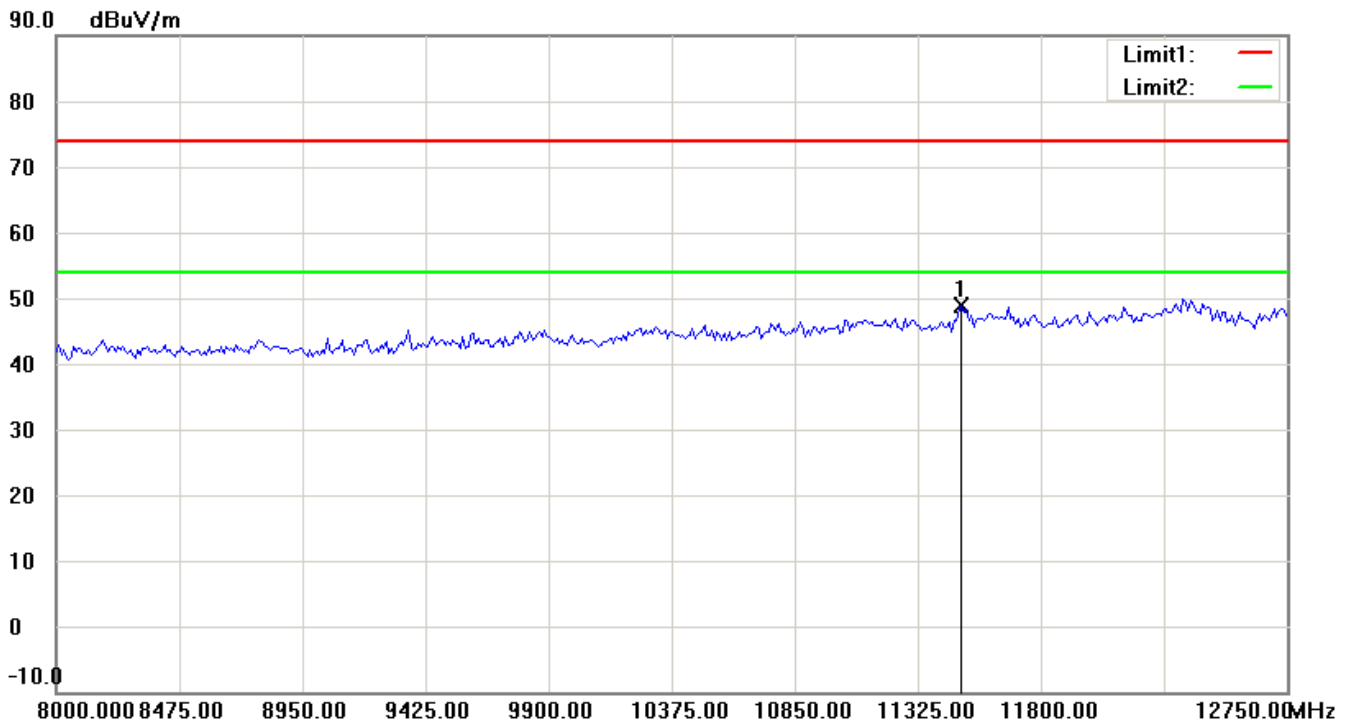
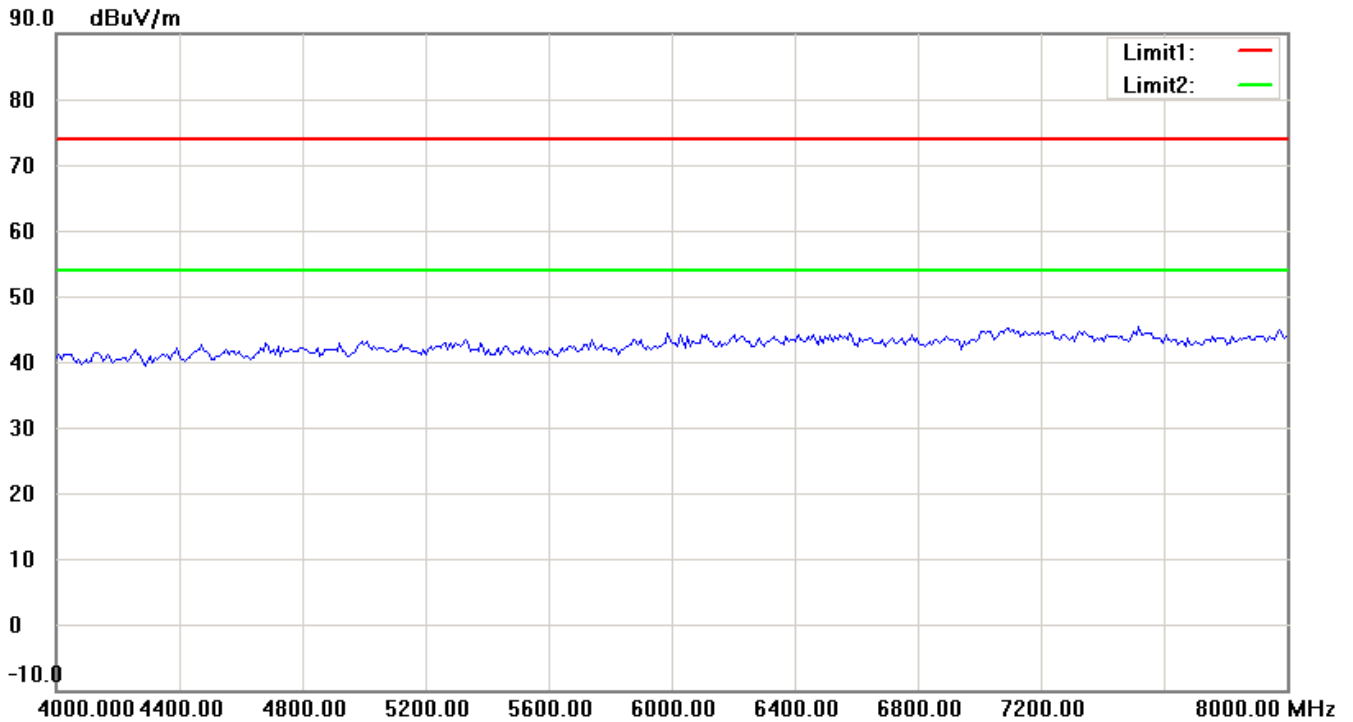
Note:

1. The attached measurement plots are preliminarily pre-scanned with peak detector for determining the final checking frequencies and are for reference only.
2. The some frequencies may exceed the limit line without the specified detectors, but that cannot present the results are failed to the specification of test standard.
3. For corrected test results are listed in the relevant table of radiated test data of this test report.



Worldwide Testing Services(Taiwan) Co., Ltd.

Registration number: W6M21402-13807-C-1
FCC ID: VYTLP8097



Up Line: Peak Limit Line Down Line: Ave Limit Line

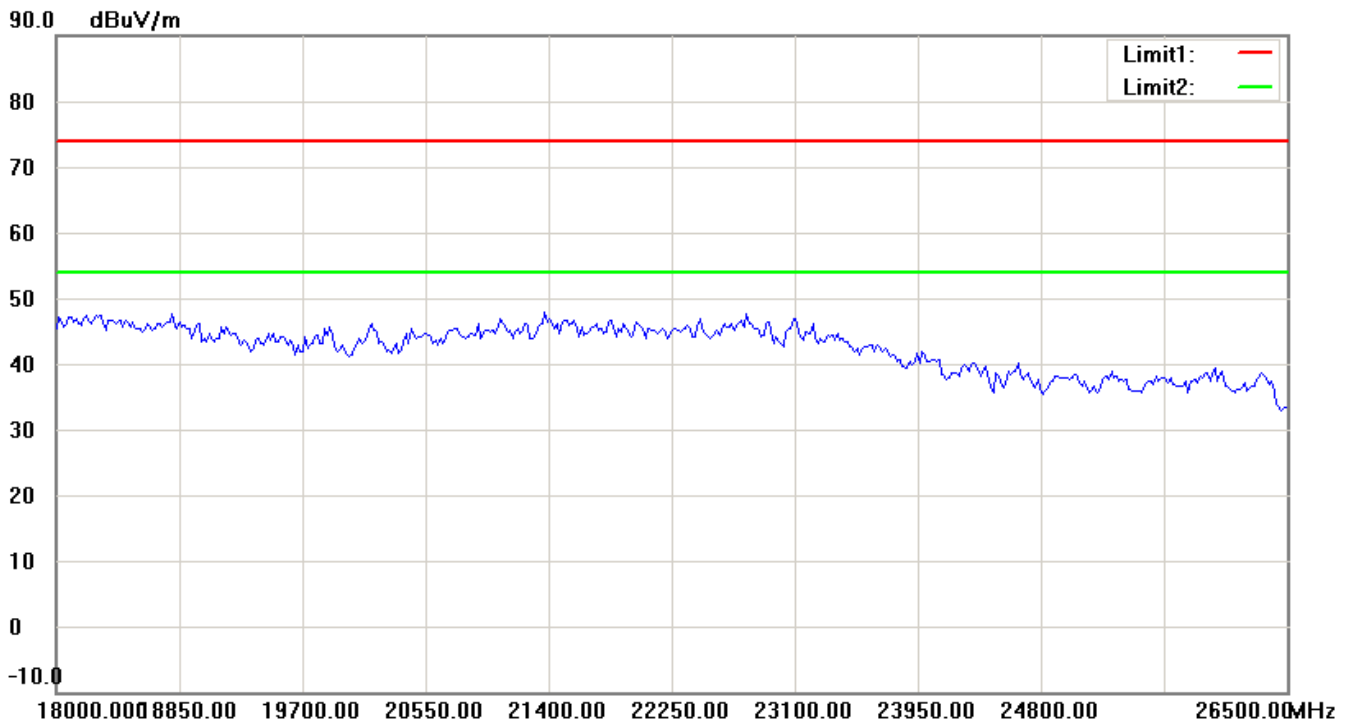
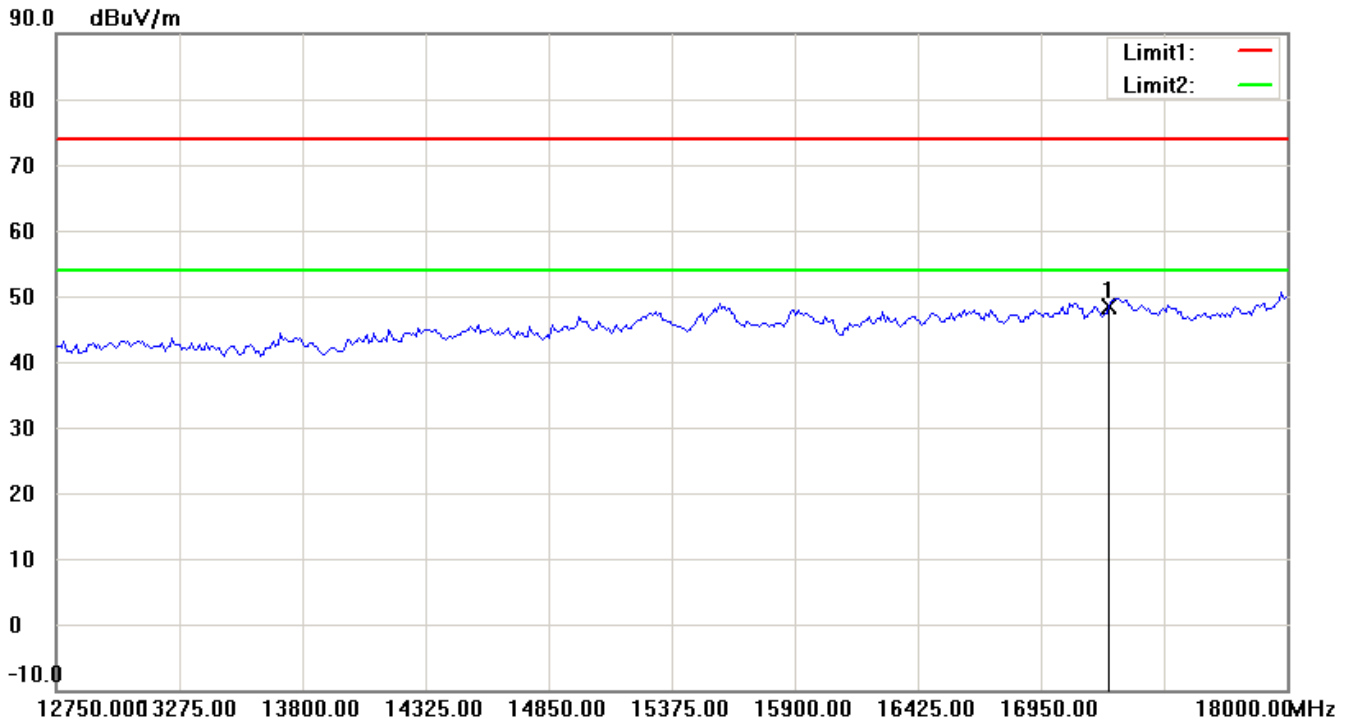
Note:

1. The attached measurement plots are preliminarily pre-scanned with peak detector for determining the final checking frequencies and are for reference only.
2. The some frequencies may exceed the limit line without the specified detectors, but that cannot present the results are failed to the specification of test standard.
3. For corrected test results are listed in the relevant table of radiated test data of this test report.



Worldwide Testing Services(Taiwan) Co., Ltd.

Registration number: W6M21402-13807-C-1
FCC ID: VYTLP8097



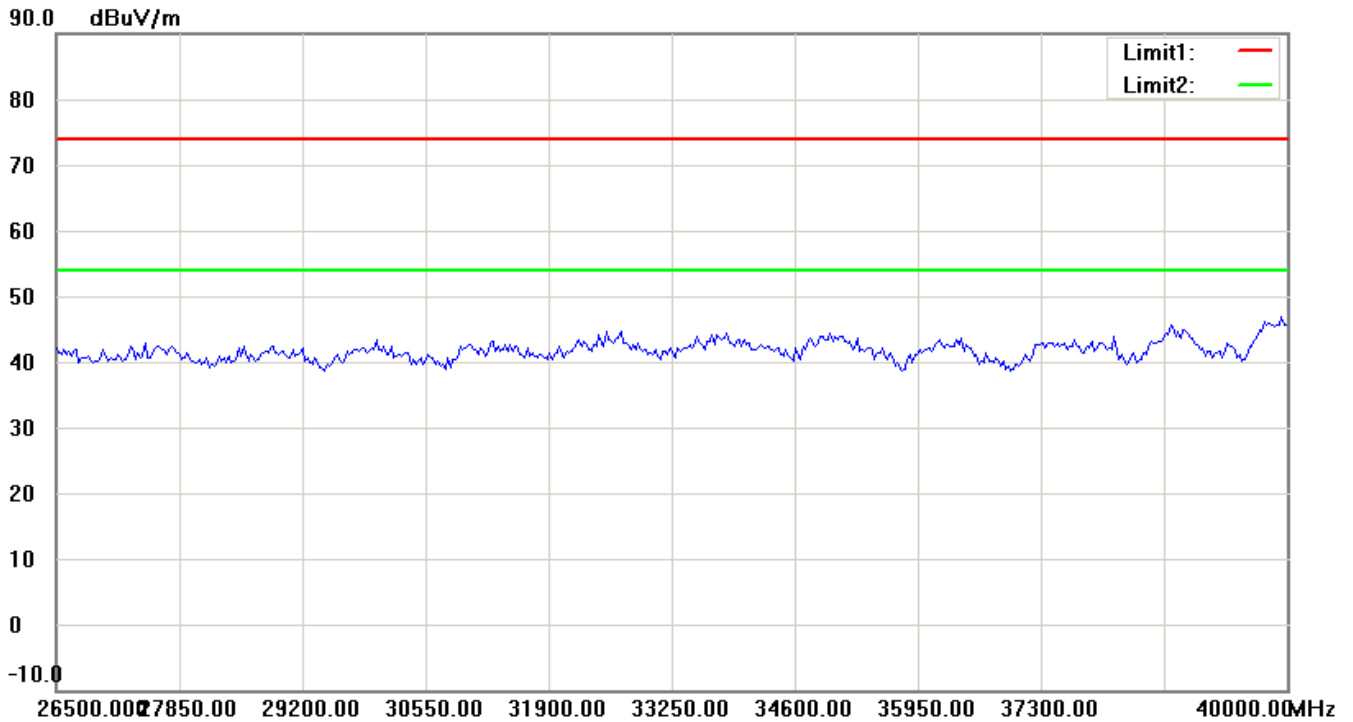
Up Line: Peak Limit Line Down Line: Ave Limit Line

Note:

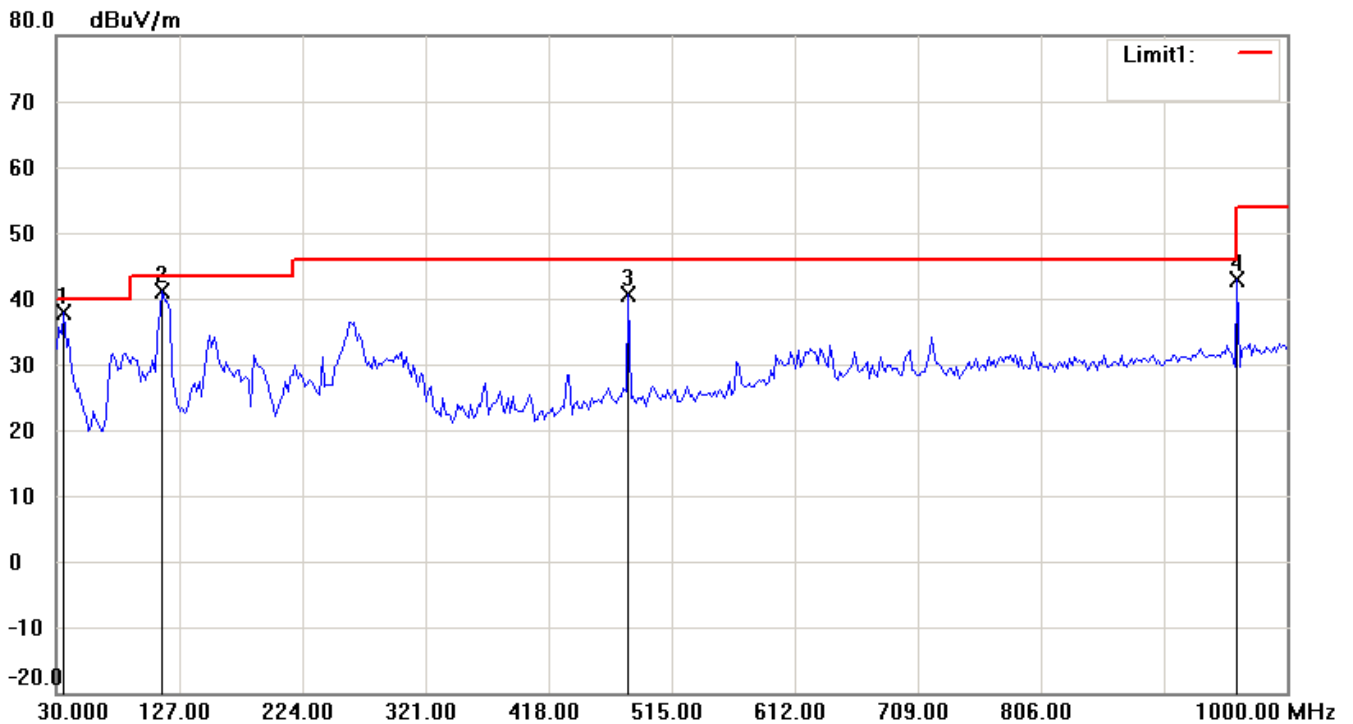
1. The attached measurement plots are preliminarily pre-scanned with peak detector for determining the final checking frequencies and are for reference only.
2. The some frequencies may exceed the limit line without the specified detectors, but that cannot present the results are failed to the specification of test standard.
3. For corrected test results are listed in the relevant table of radiated test data of this test report.



Registration number: W6M21402-13807-C-1
FCC ID: VYTLP8097



Antenna Polarization V



Up Line: Peak Limit Line Down Line: Ave Limit Line

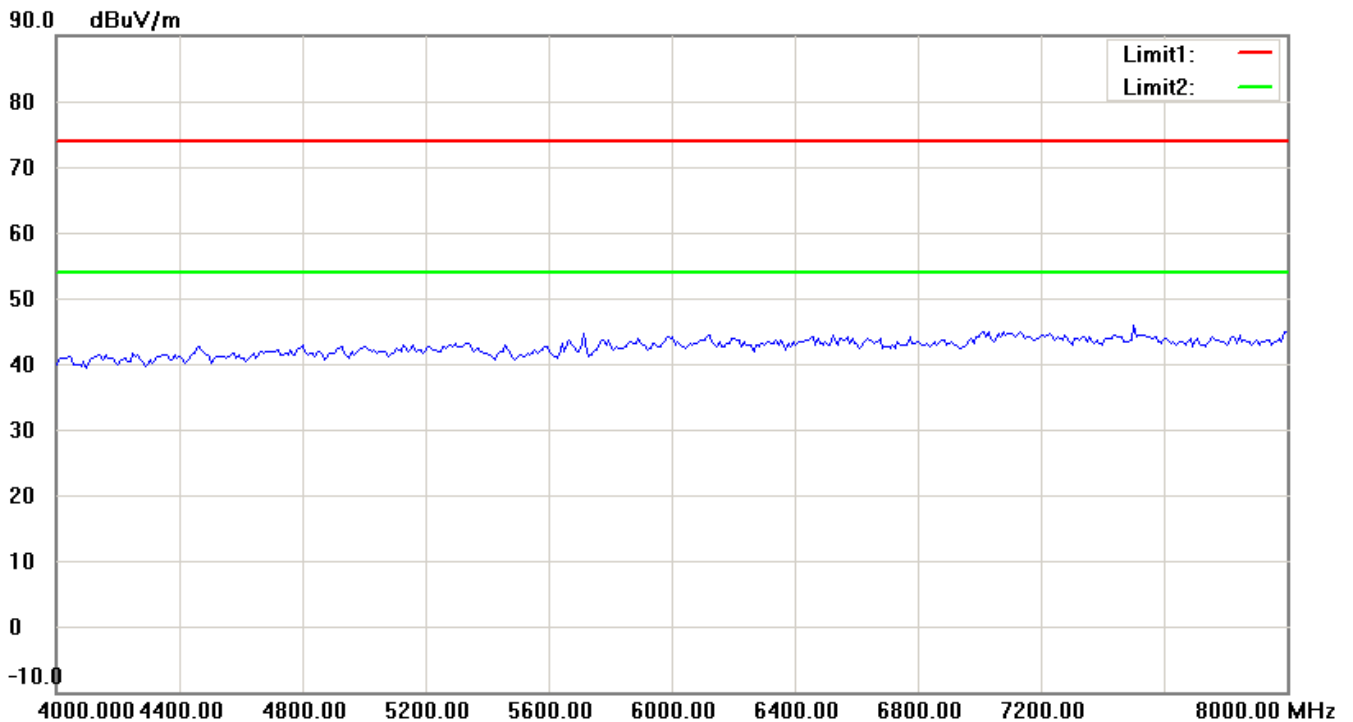
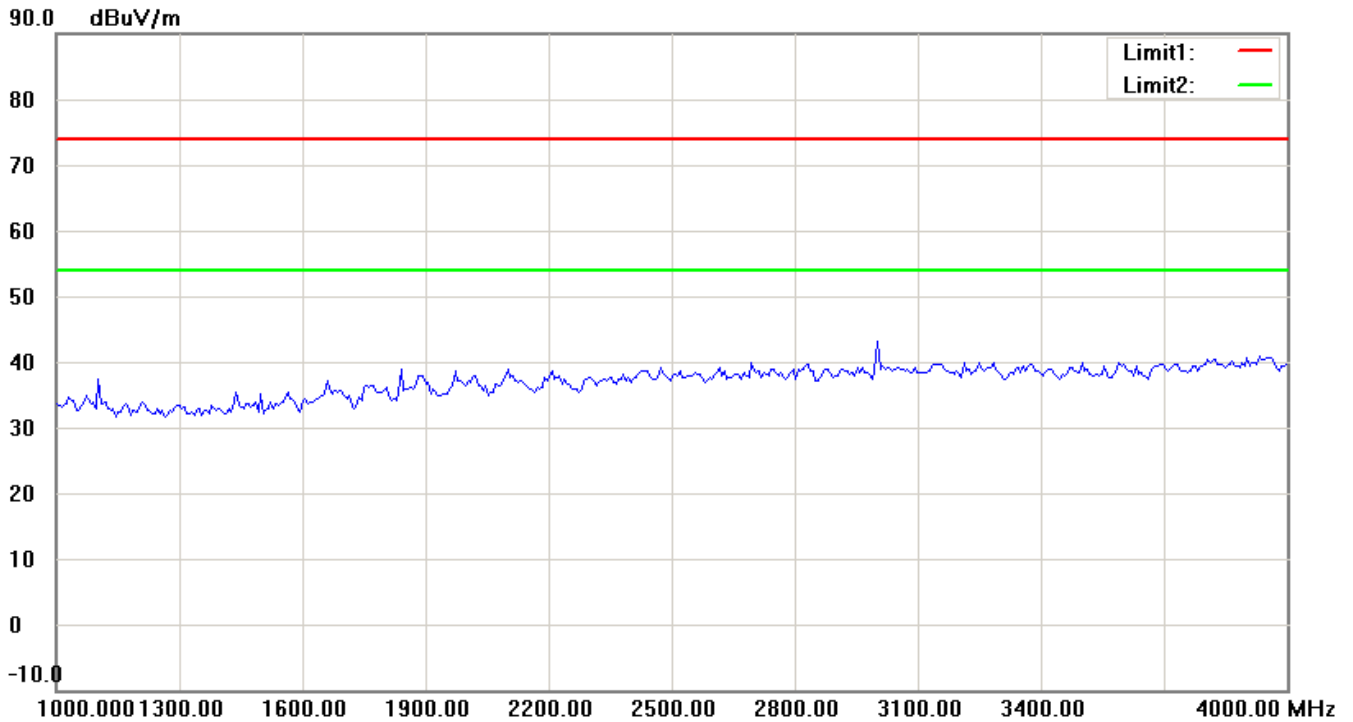
Note:

1. The attached measurement plots are preliminarily pre-scanned with peak detector for determining the final checking frequencies and are for reference only.
2. The some frequencies may exceed the limit line without the specified detectors, but that cannot present the results are failed to the specification of test standard.
3. For corrected test results are listed in the relevant table of radiated test data of this test report.



Worldwide Testing Services(Taiwan) Co., Ltd.

Registration number: W6M21402-13807-C-1
FCC ID: VYTLP8097



Up Line: Peak Limit Line Down Line: Ave Limit Line

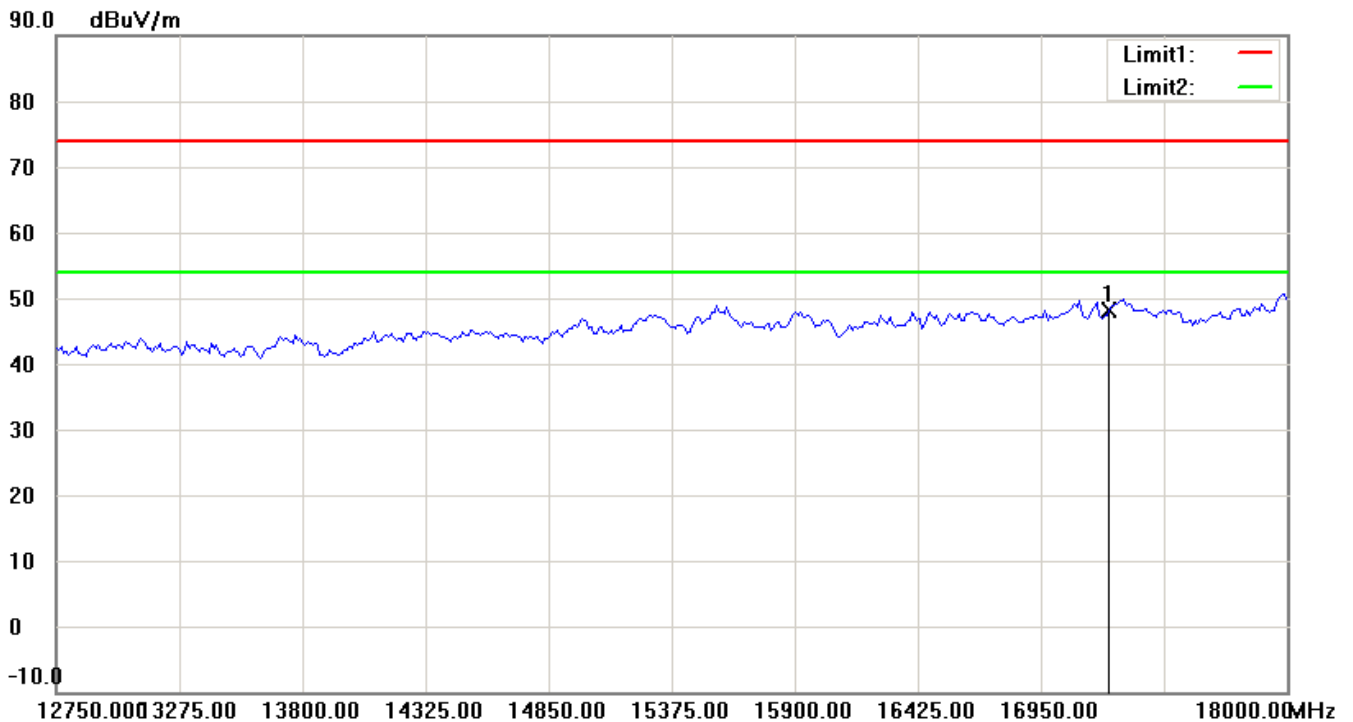
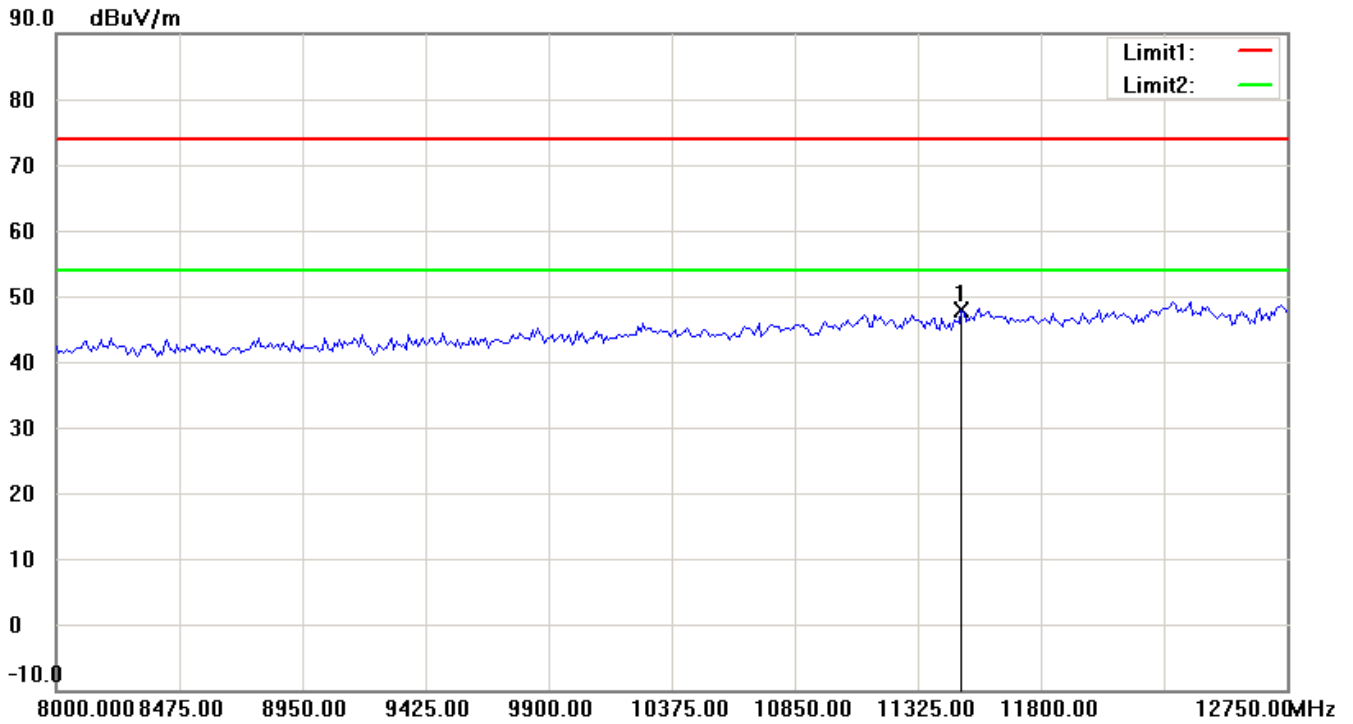
Note:

1. The attached measurement plots are preliminarily pre-scanned with peak detector for determining the final checking frequencies and are for reference only.
2. The some frequencies may exceed the limit line without the specified detectors, but that cannot present the results are failed to the specification of test standard.
3. For corrected test results are listed in the relevant table of radiated test data of this test report.



Worldwide Testing Services(Taiwan) Co., Ltd.

Registration number: W6M21402-13807-C-1
FCC ID: VYTLP8097



Up Line: Peak Limit Line Down Line: Ave Limit Line

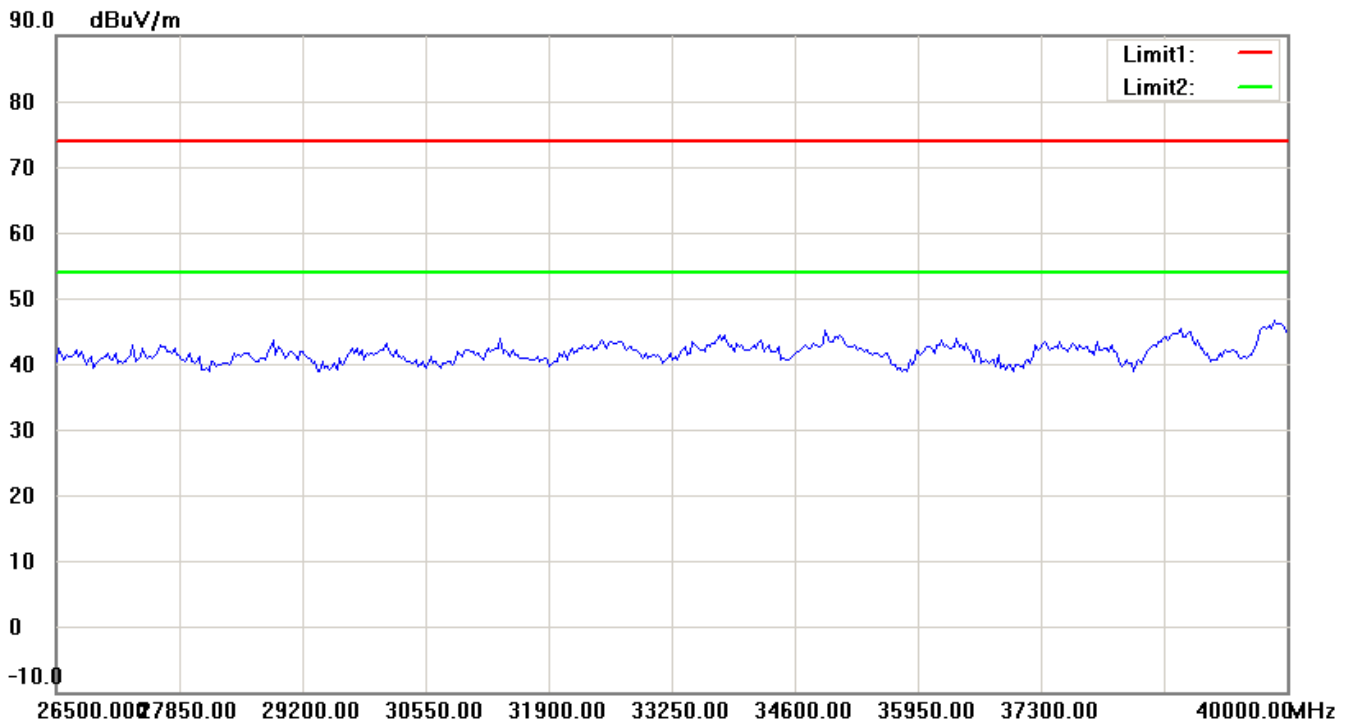
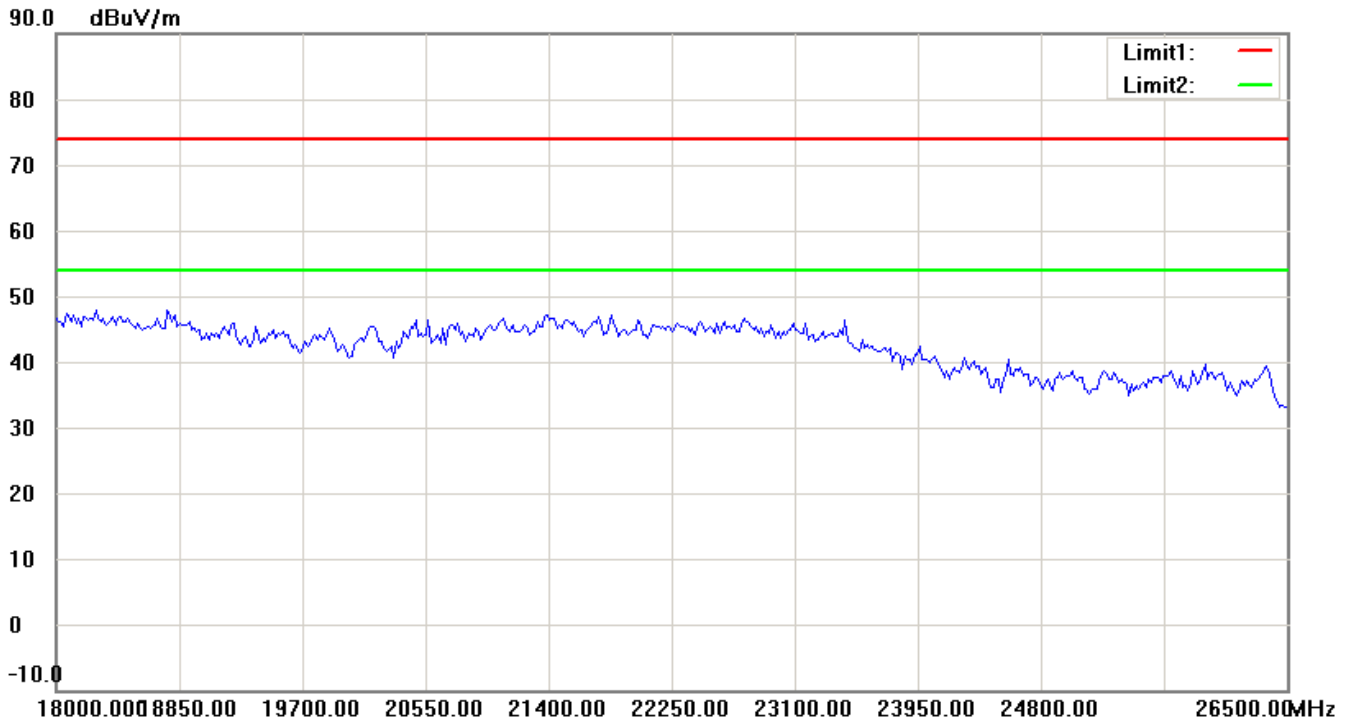
Note:

1. The attached measurement plots are preliminarily pre-scanned with peak detector for determining the final checking frequencies and are for reference only.
2. The some frequencies may exceed the limit line without the specified detectors, but that cannot present the results are failed to the specification of test standard.
3. For corrected test results are listed in the relevant table of radiated test data of this test report.



Worldwide Testing Services(Taiwan) Co., Ltd.

Registration number: W6M21402-13807-C-1
FCC ID: VYTLP8097



Up Line: Peak Limit Line Down Line: Ave Limit Line

Note:

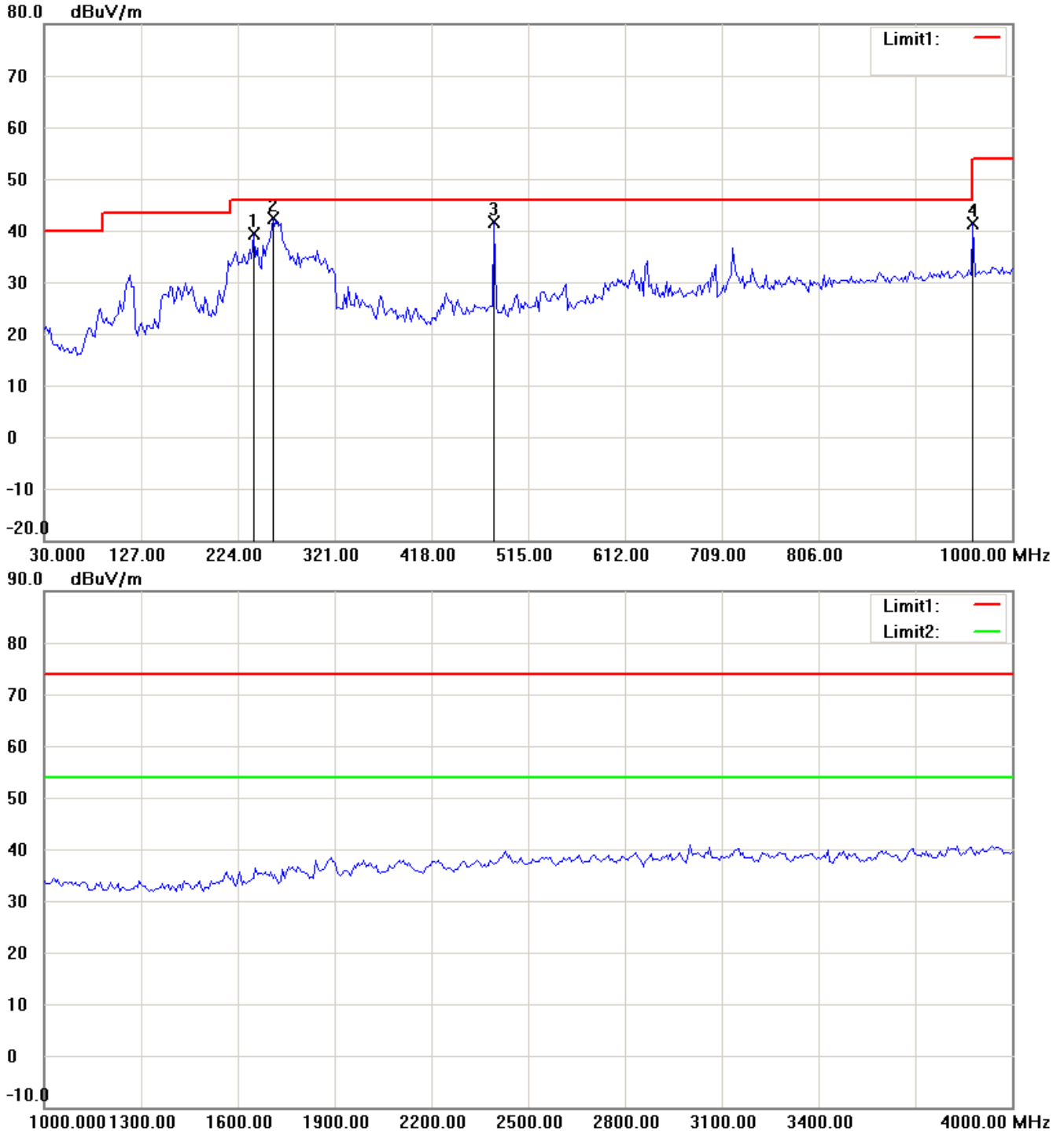
1. The attached measurement plots are preliminarily pre-scanned with peak detector for determining the final checking frequencies and are for reference only.
2. The some frequencies may exceed the limit line without the specified detectors, but that cannot present the results are failed to the specification of test standard.
3. For corrected test results are listed in the relevant table of radiated test data of this test report.



Registration number: W6M21402-13807-C-1
FCC ID: VYTLP8097

802.11a 5785MHz

Antenna Polarization H



Up Line: Peak Limit Line Down Line: Ave Limit Line

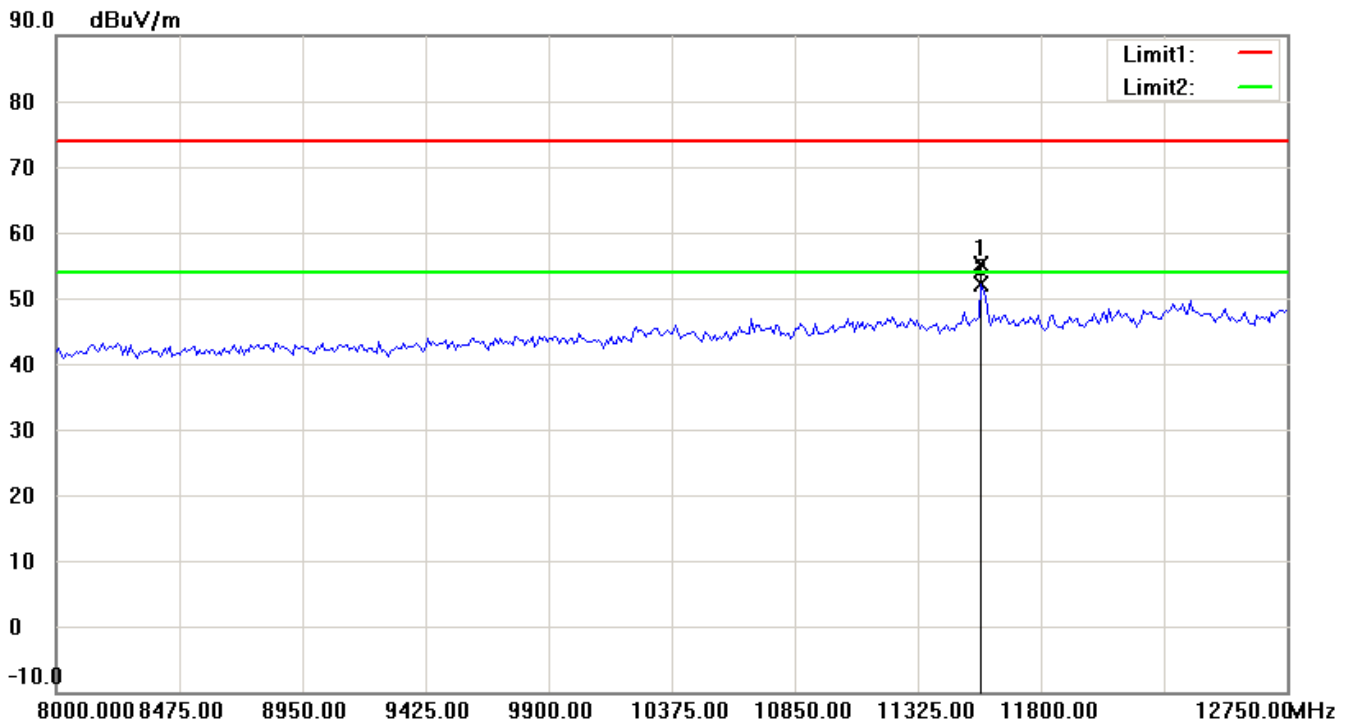
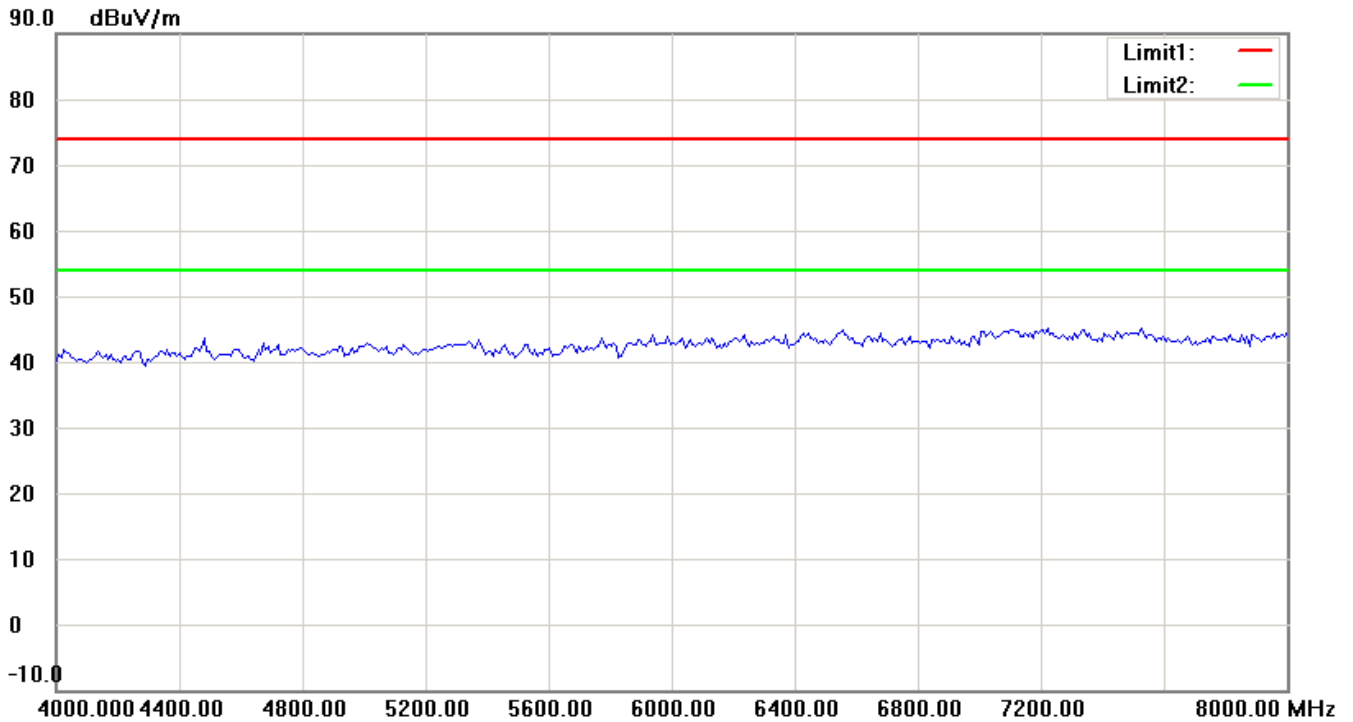
Note:

1. The attached measurement plots are preliminarily pre-scanned with peak detector for determining the final checking frequencies and are for reference only.
2. The some frequencies may exceed the limit line without the specified detectors, but that cannot present the results are failed to the specification of test standard.
3. For corrected test results are listed in the relevant table of radiated test data of this test report.



Worldwide Testing Services(Taiwan) Co., Ltd.

Registration number: W6M21402-13807-C-1
FCC ID: VYTLP8097



Up Line: Peak Limit Line Down Line: Ave Limit Line

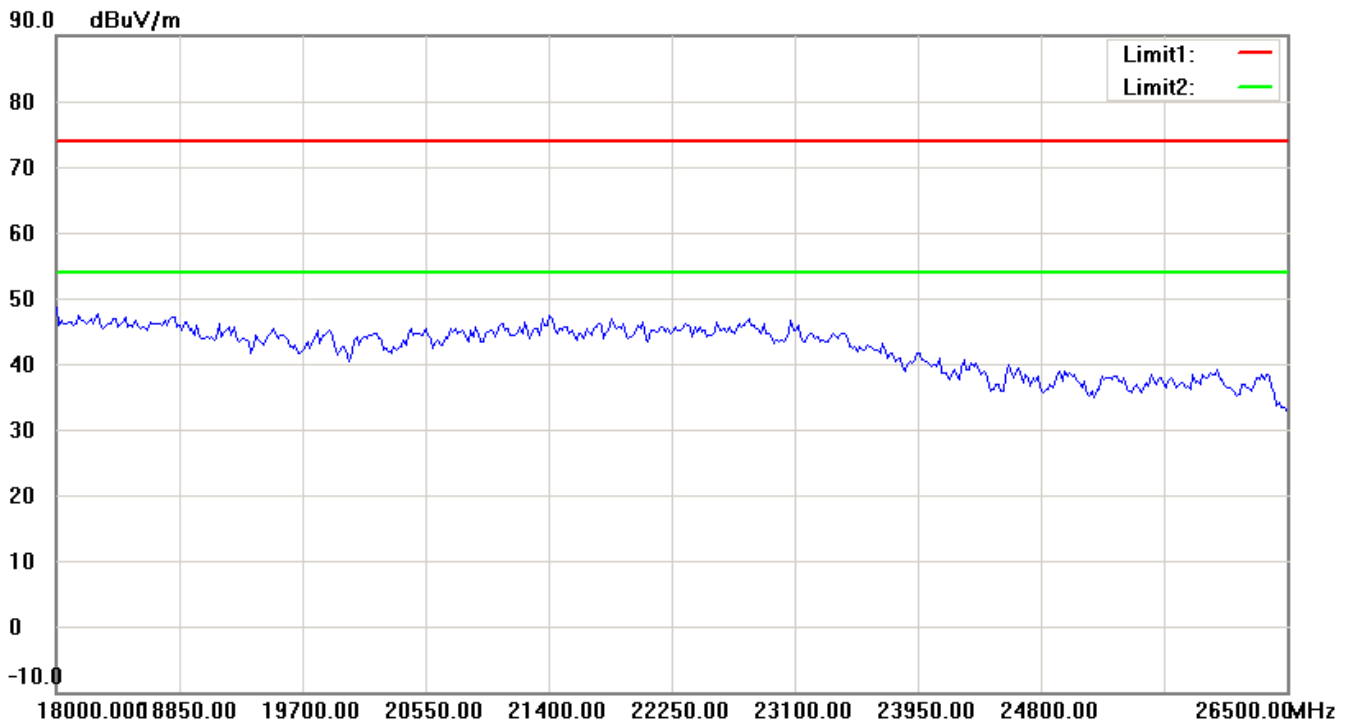
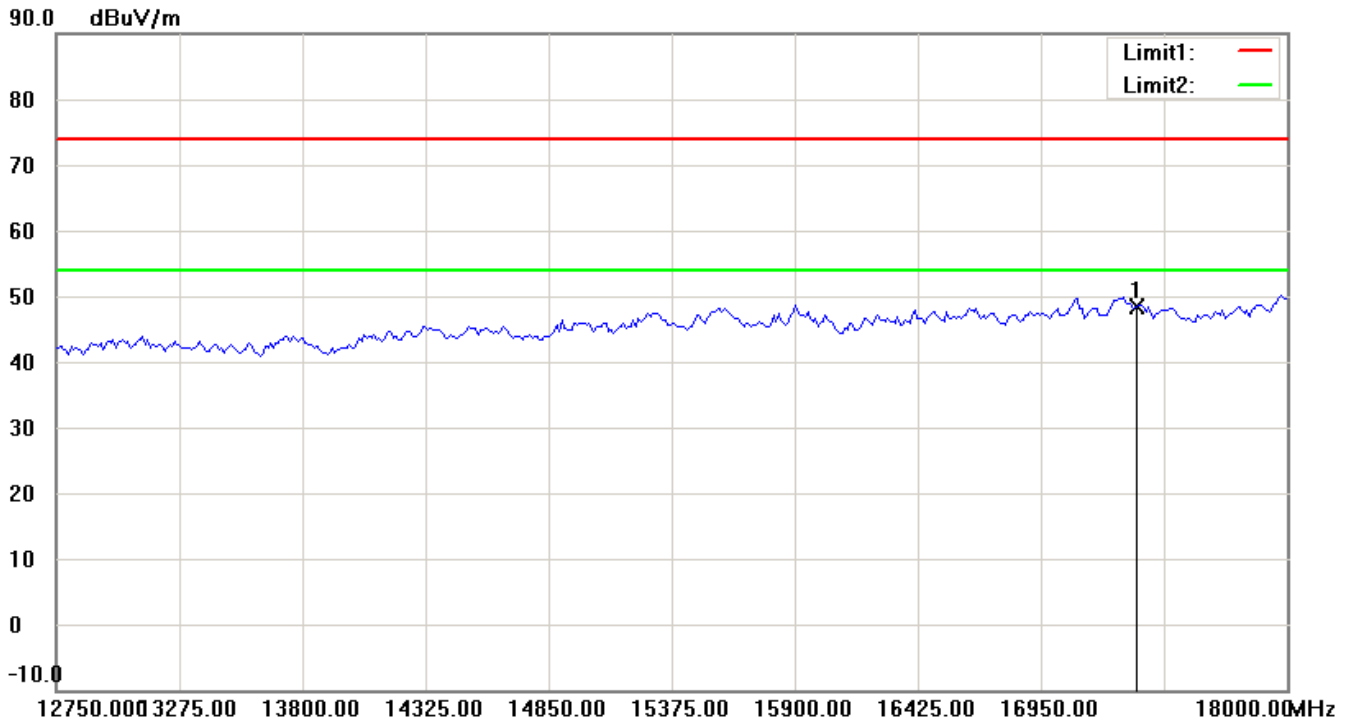
Note:

1. The attached measurement plots are preliminarily pre-scanned with peak detector for determining the final checking frequencies and are for reference only.
2. The some frequencies may exceed the limit line without the specified detectors, but that cannot present the results are failed to the specification of test standard.
3. For corrected test results are listed in the relevant table of radiated test data of this test report.



Worldwide Testing Services(Taiwan) Co., Ltd.

Registration number: W6M21402-13807-C-1
FCC ID: VYTLP8097



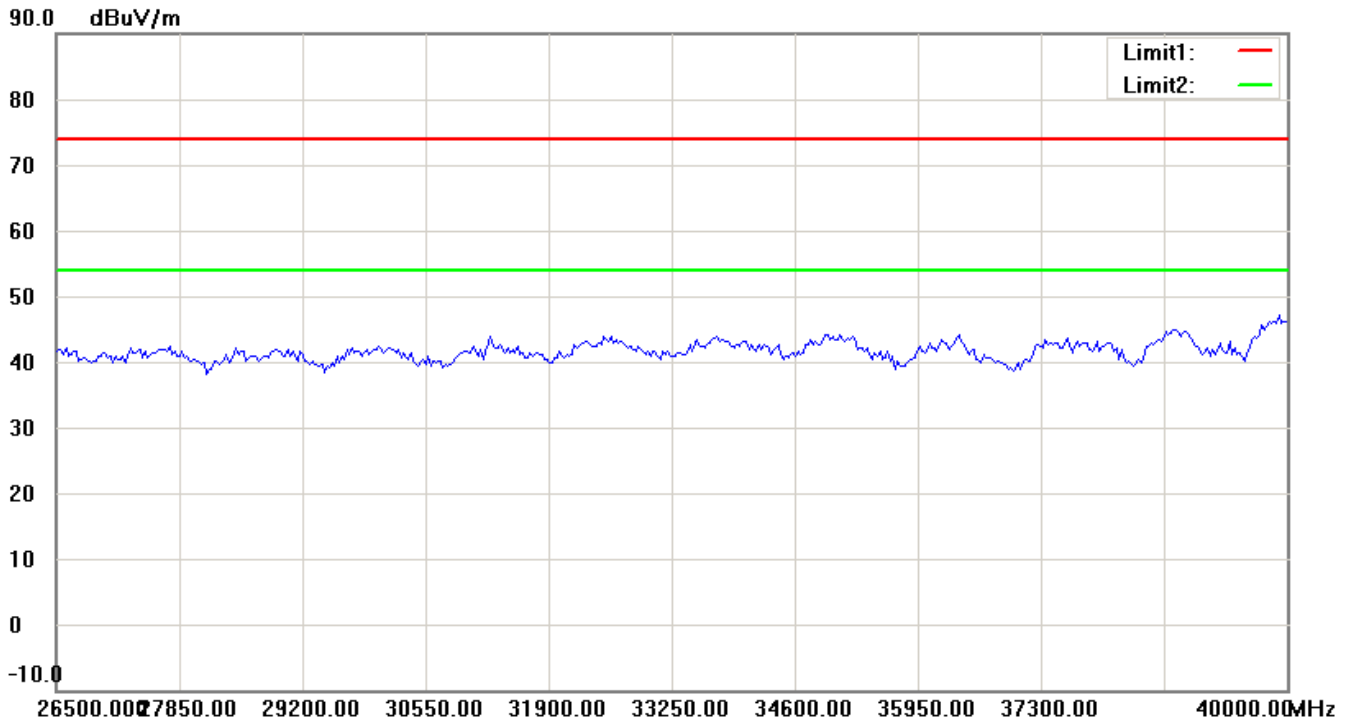
Up Line: Peak Limit Line Down Line: Ave Limit Line

Note:

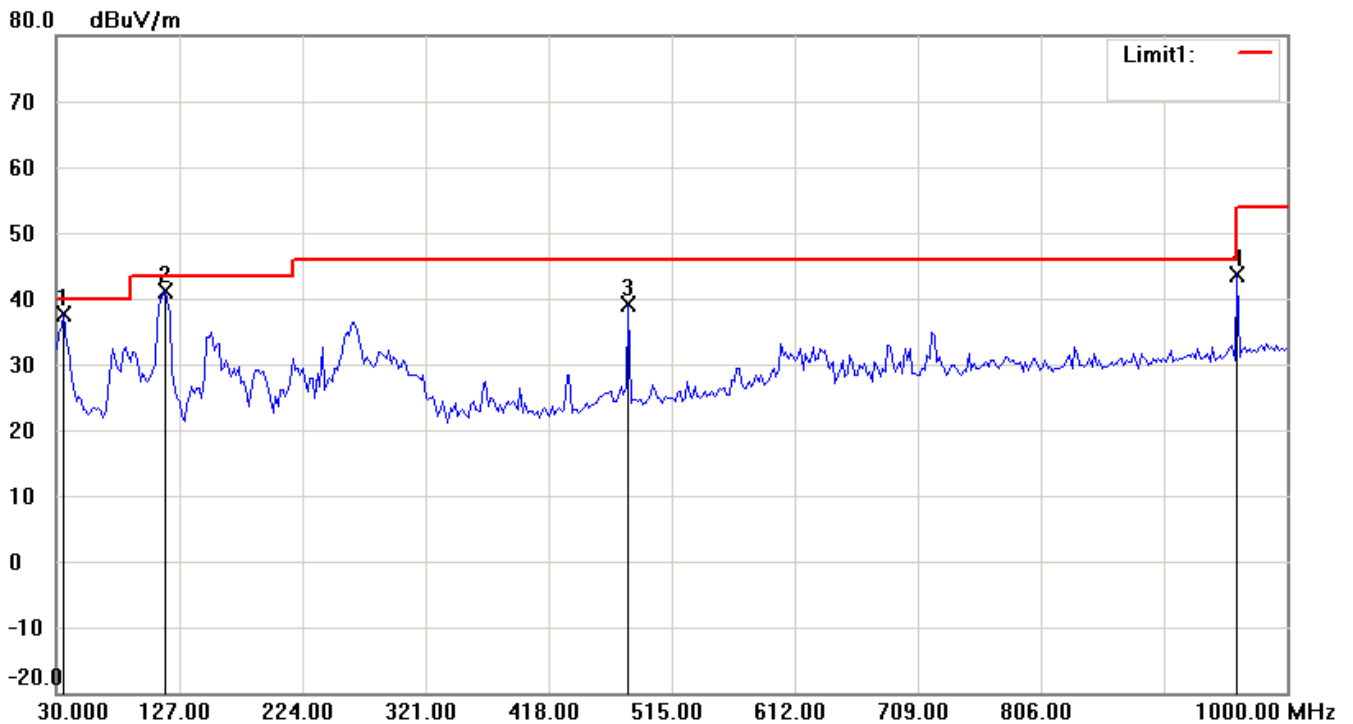
1. The attached measurement plots are preliminarily pre-scanned with peak detector for determining the final checking frequencies and are for reference only.
2. The some frequencies may exceed the limit line without the specified detectors, but that cannot present the results are failed to the specification of test standard.
3. For corrected test results are listed in the relevant table of radiated test data of this test report.



Registration number: W6M21402-13807-C-1
FCC ID: VYTLP8097



Antenna Polarization V



Up Line: Peak Limit Line Down Line: Ave Limit Line

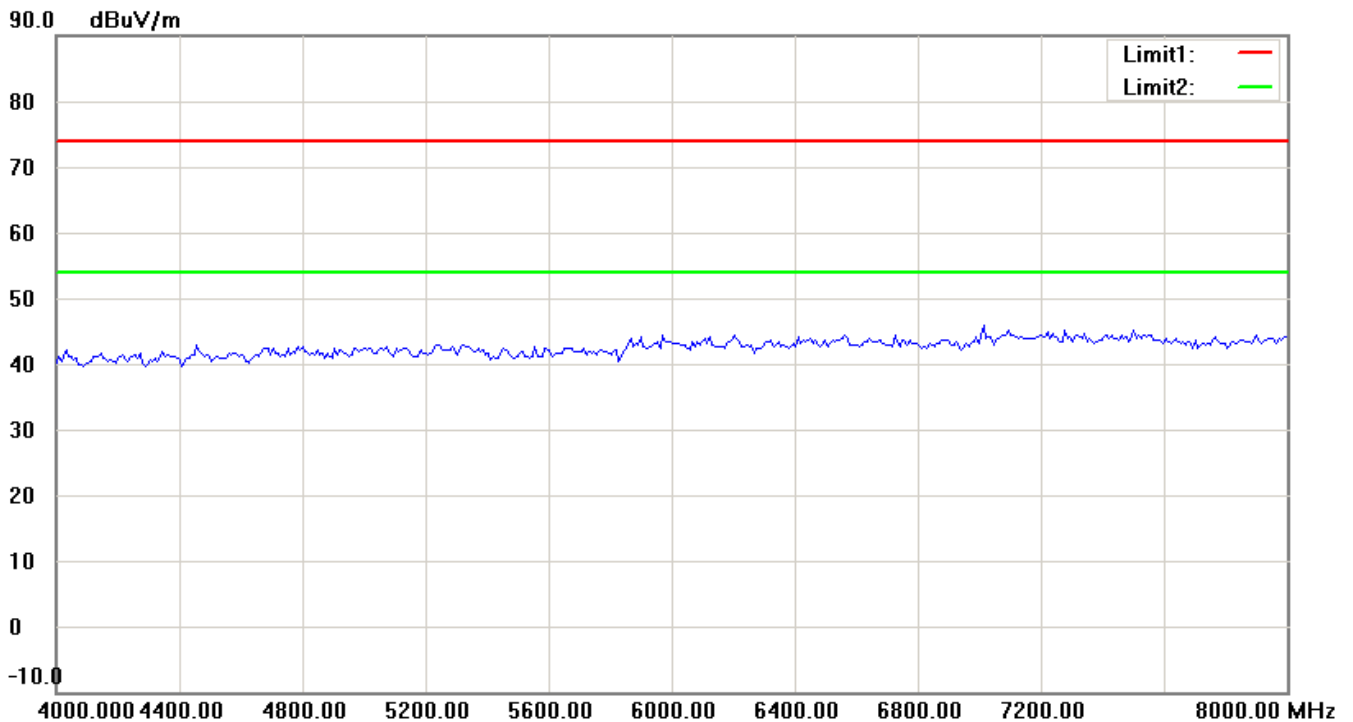
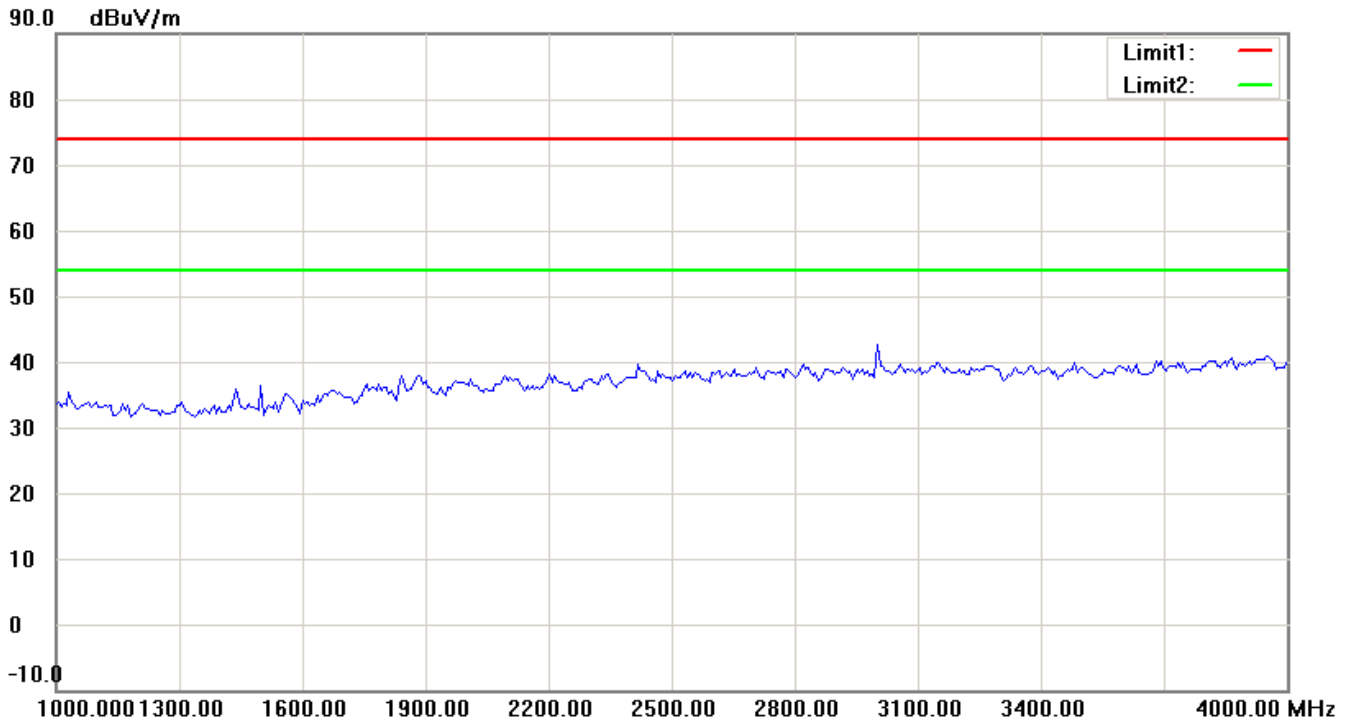
Note:

1. The attached measurement plots are preliminarily pre-scanned with peak detector for determining the final checking frequencies and are for reference only.
2. The some frequencies may exceed the limit line without the specified detectors, but that cannot present the results are failed to the specification of test standard.
3. For corrected test results are listed in the relevant table of radiated test data of this test report.



Worldwide Testing Services(Taiwan) Co., Ltd.


Registration number: W6M21402-13807-C-1
FCC ID: VYTLP8097



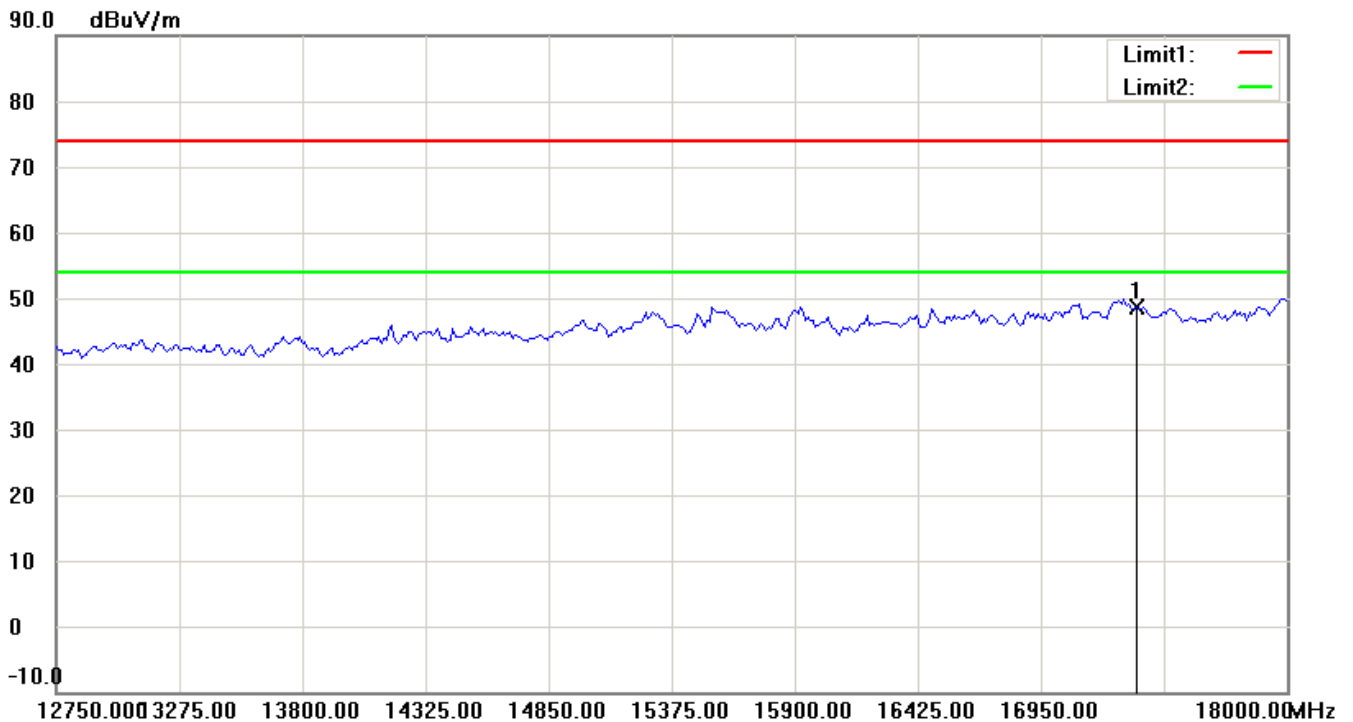
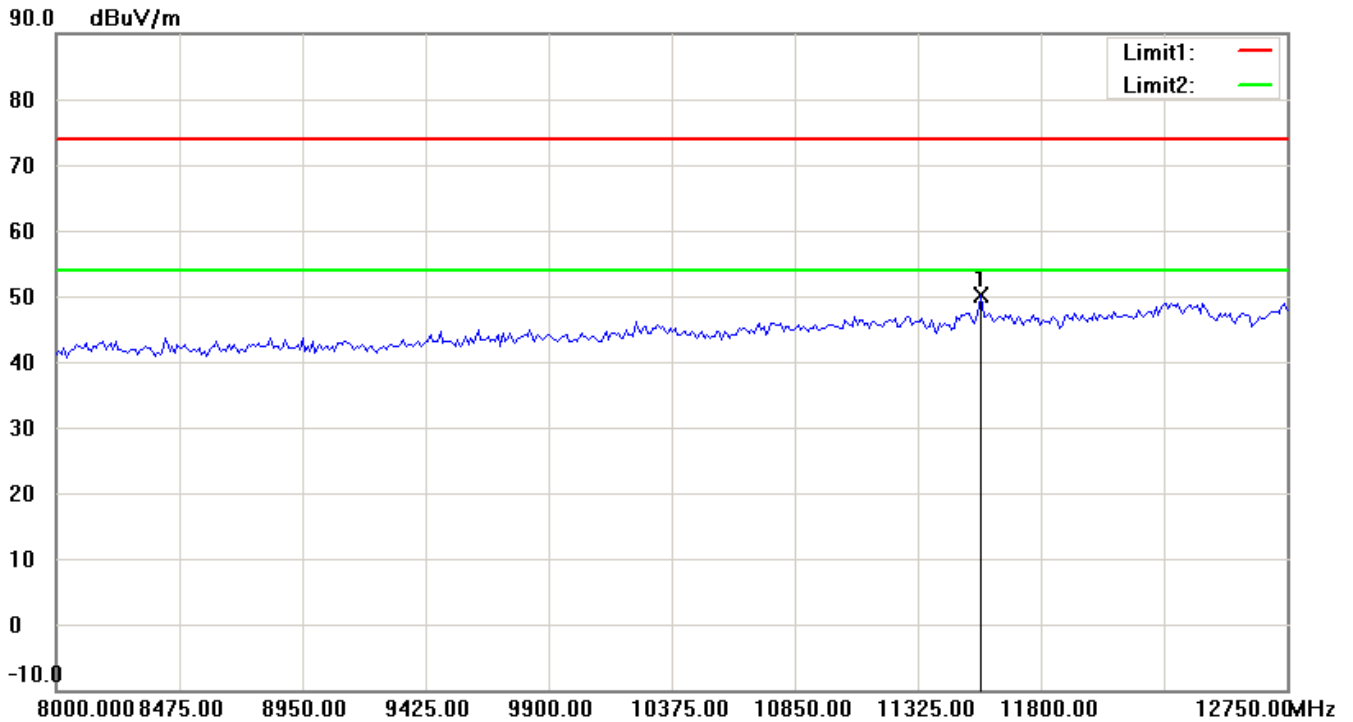
Up Line: Peak Limit Line Down Line: Ave Limit Line

Note:

1. The attached measurement plots are preliminarily pre-scanned with peak detector for determining the final checking frequencies and are for reference only.
2. The some frequencies may exceed the limit line without the specified detectors, but that cannot present the results are failed to the specification of test standard.
3. For corrected test results are listed in the relevant table of radiated test data of this test report.




Registration number: W6M21402-13807-C-1
FCC ID: VYTLP8097



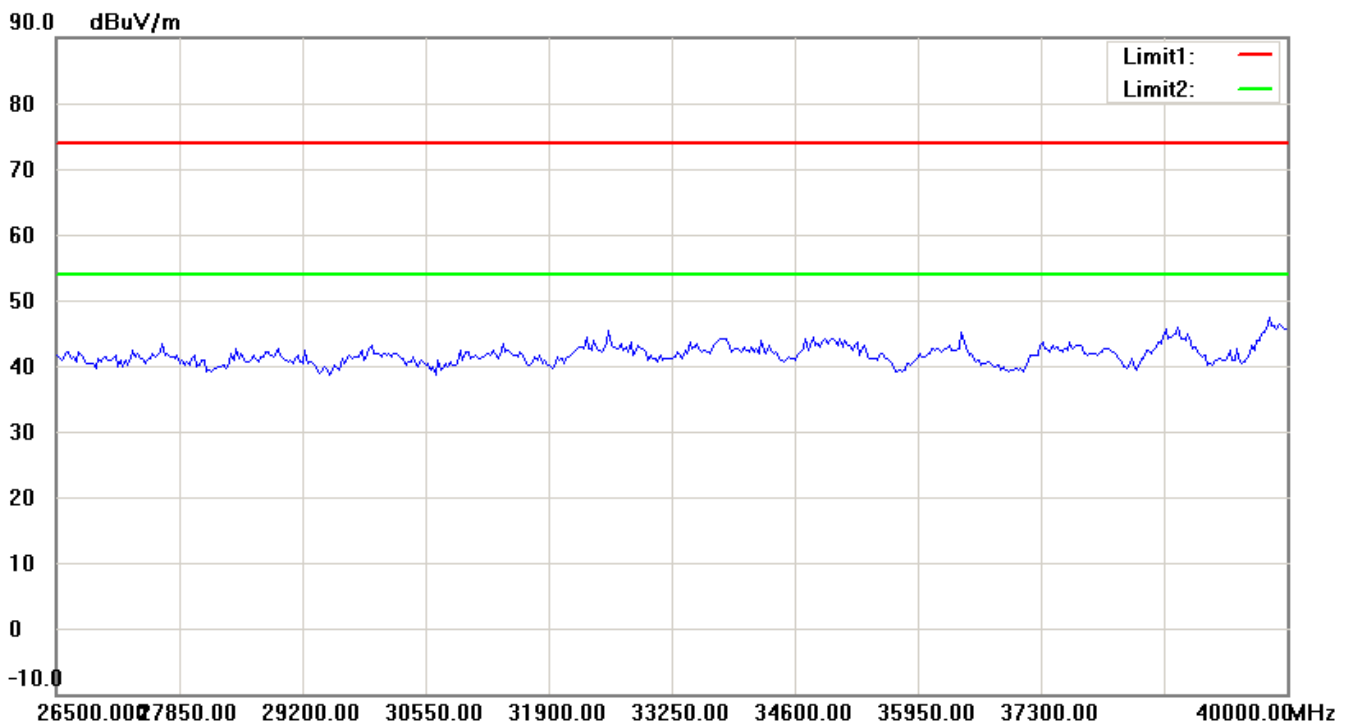
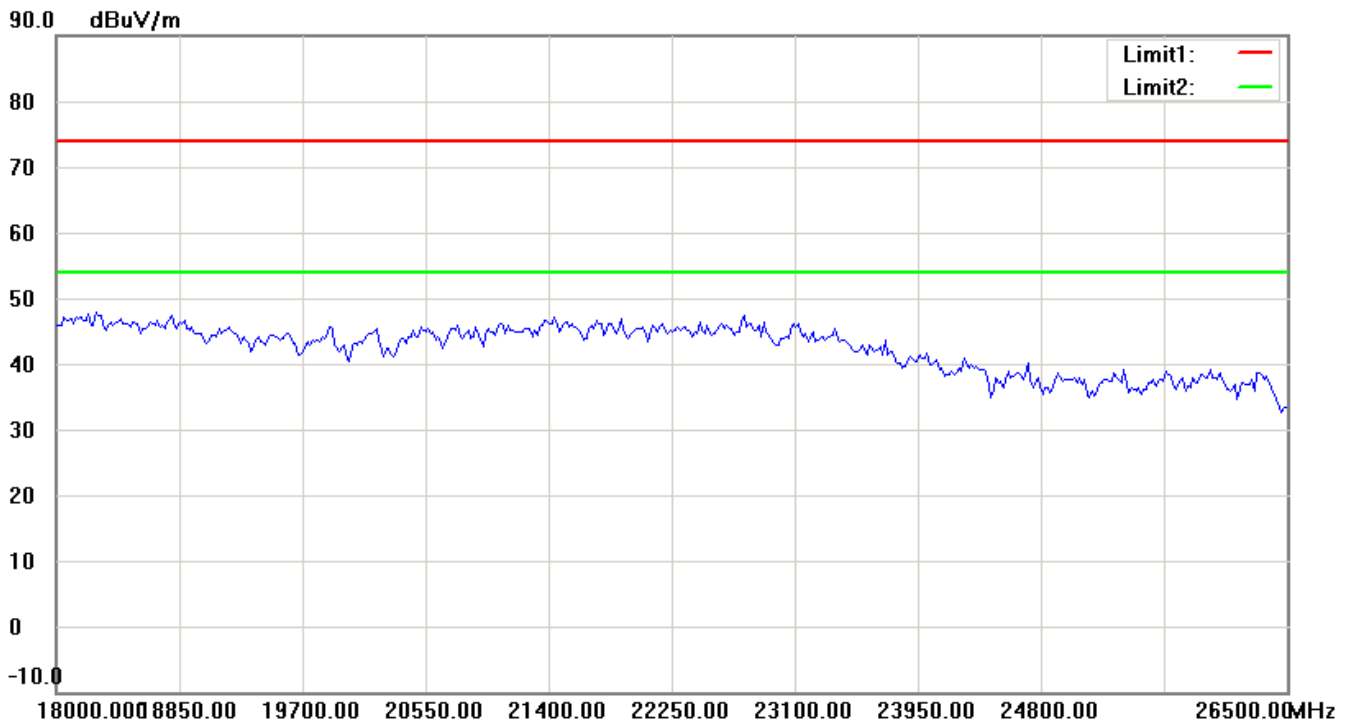
Up Line: Peak Limit Line Down Line: Ave Limit Line

Note:

1. The attached measurement plots are preliminarily pre-scanned with peak detector for determining the final checking frequencies and are for reference only.
2. The some frequencies may exceed the limit line without the specified detectors, but that cannot present the results are failed to the specification of test standard.
3. For corrected test results are listed in the relevant table of radiated test data of this test report.



Registration number: W6M21402-13807-C-1
FCC ID: VYTLP8097



Up Line: Peak Limit Line Down Line: Ave Limit Line

Note:

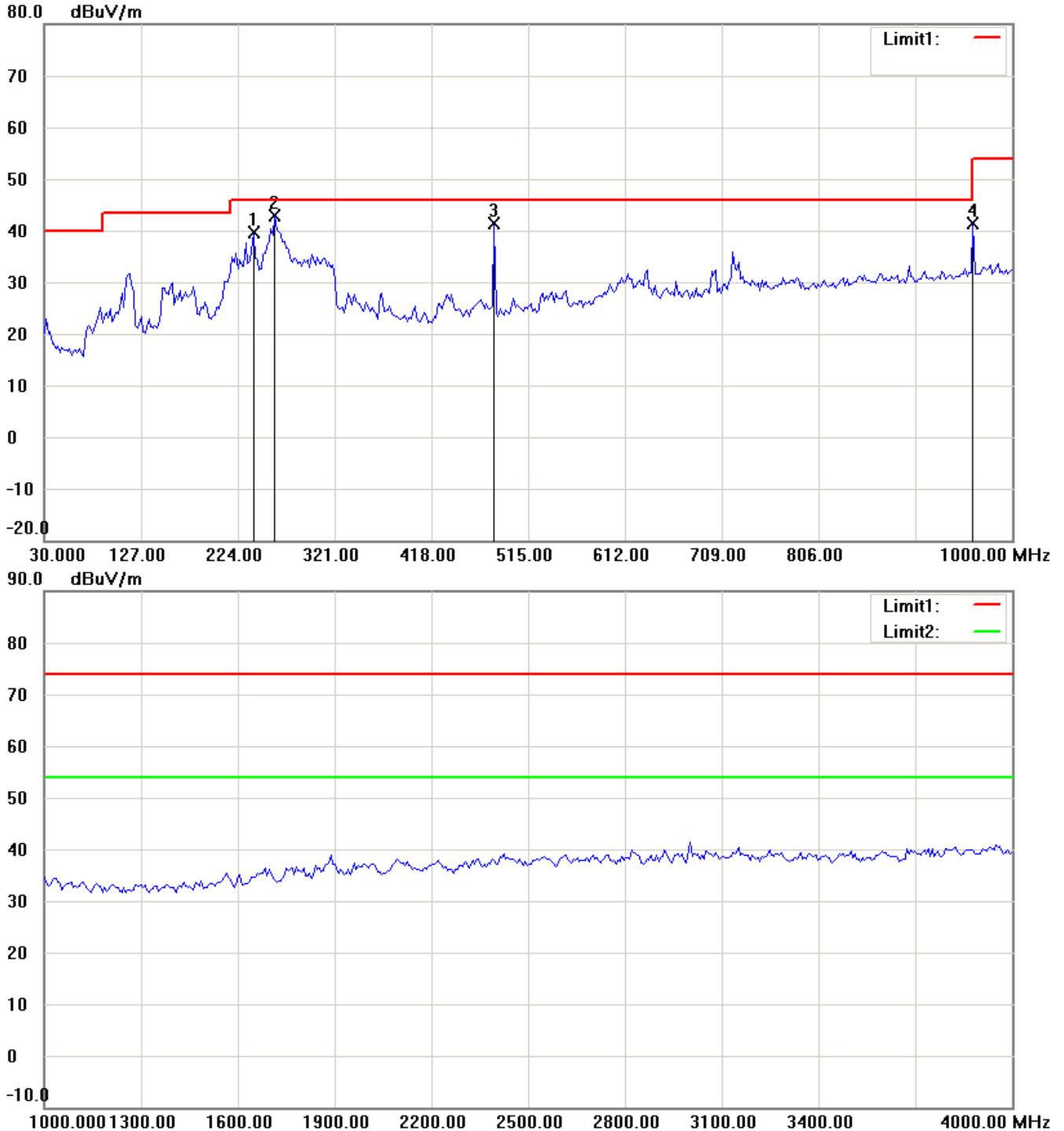
1. The attached measurement plots are preliminarily pre-scanned with peak detector for determining the final checking frequencies and are for reference only.
2. The some frequencies may exceed the limit line without the specified detectors, but that cannot present the results are failed to the specification of test standard.
3. For corrected test results are listed in the relevant table of radiated test data of this test report.



Registration number: W6M21402-13807-C-1
FCC ID: VYTLP8097

802.11a 5825MHz

Antenna Polarization H



Up Line: Peak Limit Line Down Line: Ave Limit Line

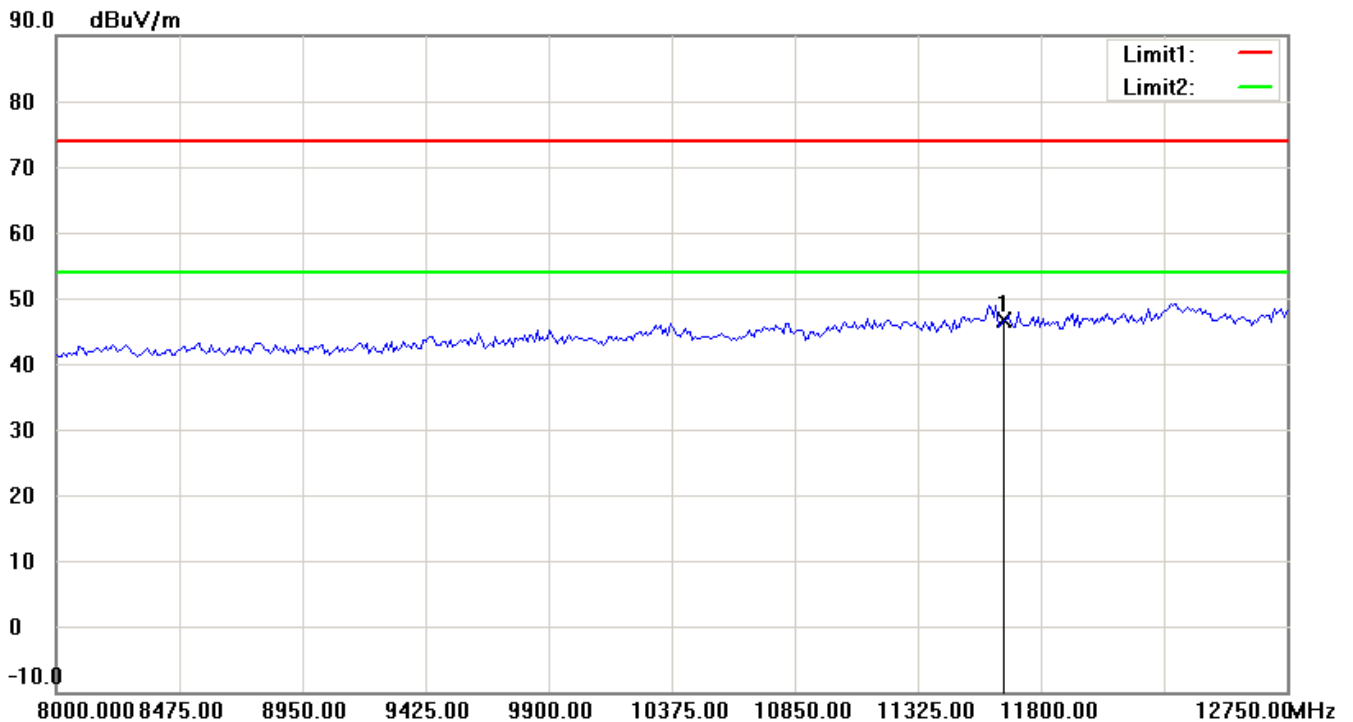
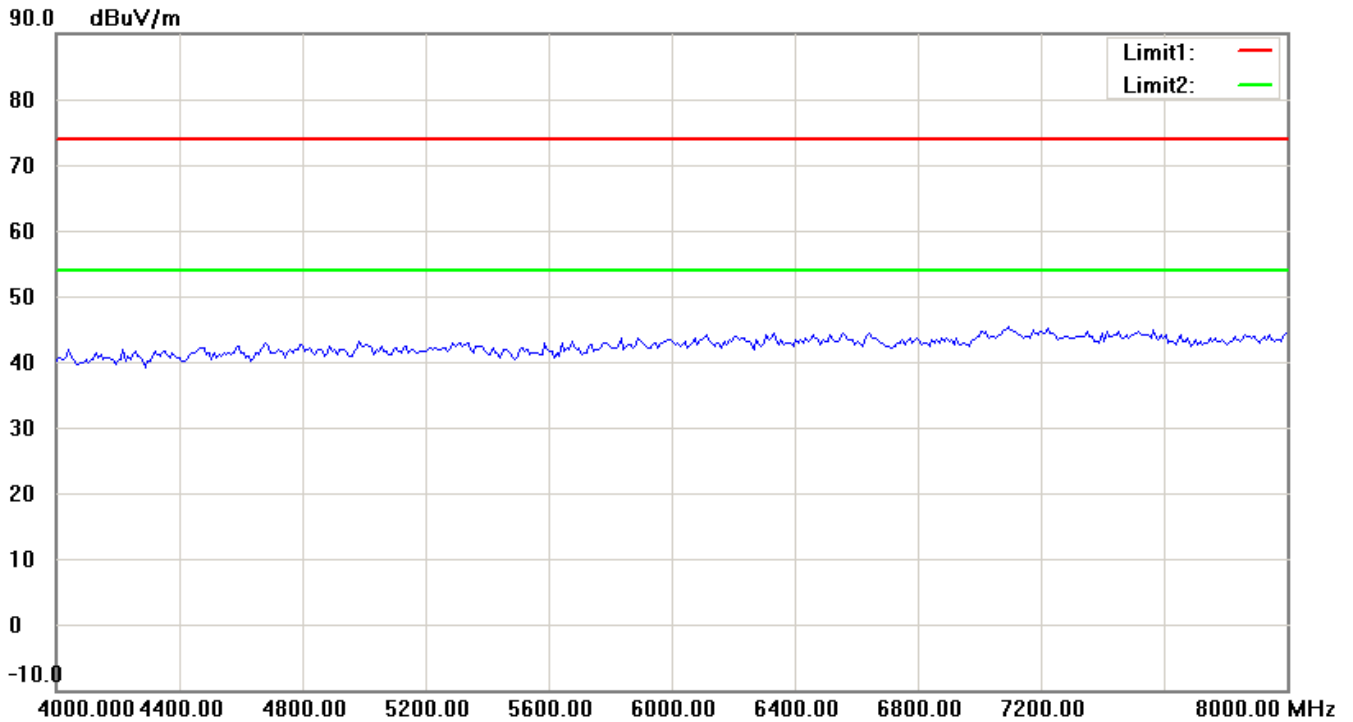
Note:

1. The attached measurement plots are preliminarily pre-scanned with peak detector for determining the final checking frequencies and are for reference only.
2. The some frequencies may exceed the limit line without the specified detectors, but that cannot present the results are failed to the specification of test standard.
3. For corrected test results are listed in the relevant table of radiated test data of this test report.



Worldwide Testing Services(Taiwan) Co., Ltd.

Registration number: W6M21402-13807-C-1
FCC ID: VYTLP8097



Up Line: Peak Limit Line Down Line: Ave Limit Line

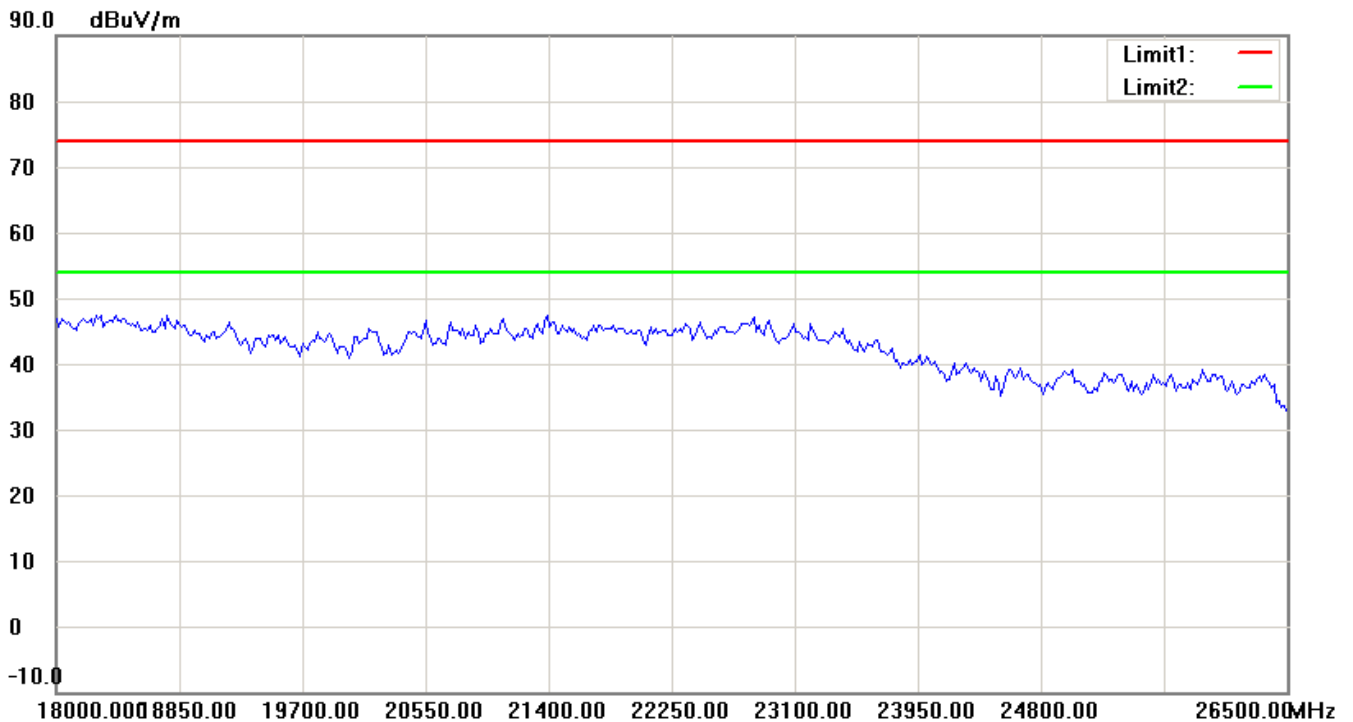
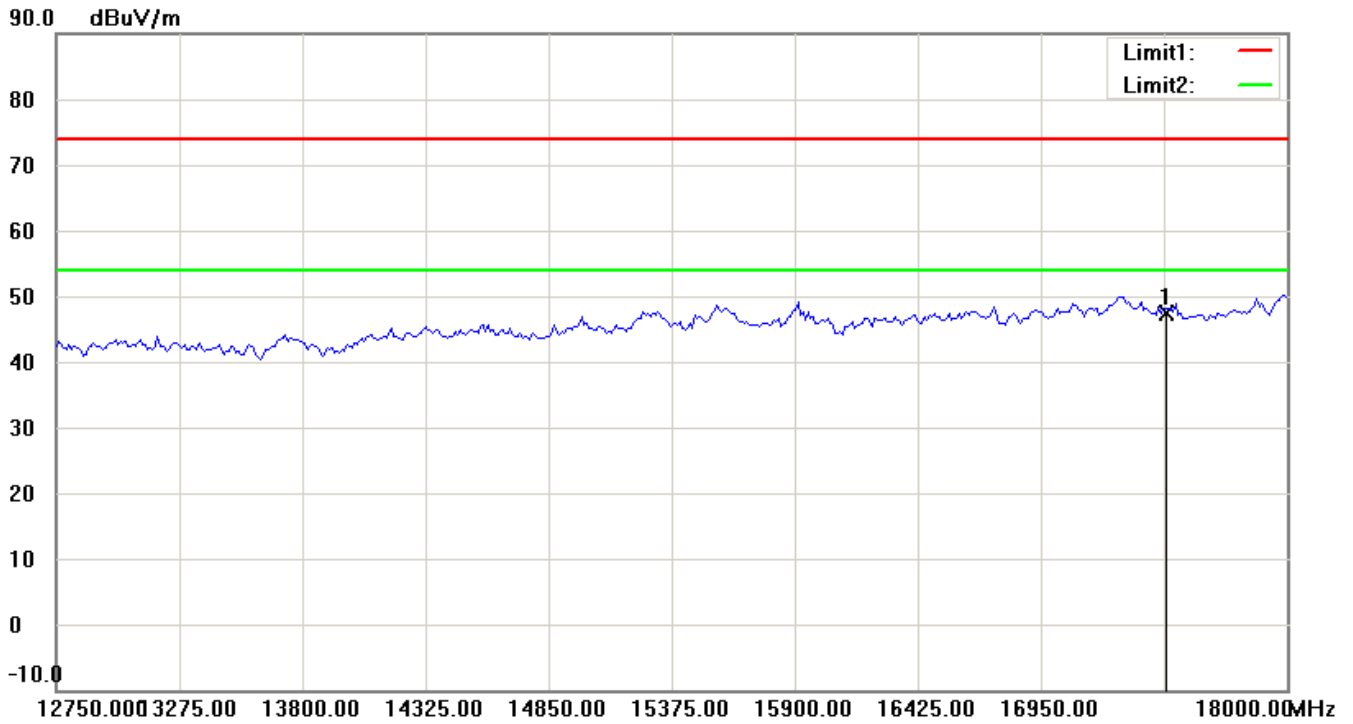
Note:

1. The attached measurement plots are preliminarily pre-scanned with peak detector for determining the final checking frequencies and are for reference only.
2. The some frequencies may exceed the limit line without the specified detectors, but that cannot present the results are failed to the specification of test standard.
3. For corrected test results are listed in the relevant table of radiated test data of this test report.



Worldwide Testing Services(Taiwan) Co., Ltd.

Registration number: W6M21402-13807-C-1
FCC ID: VYTLP8097



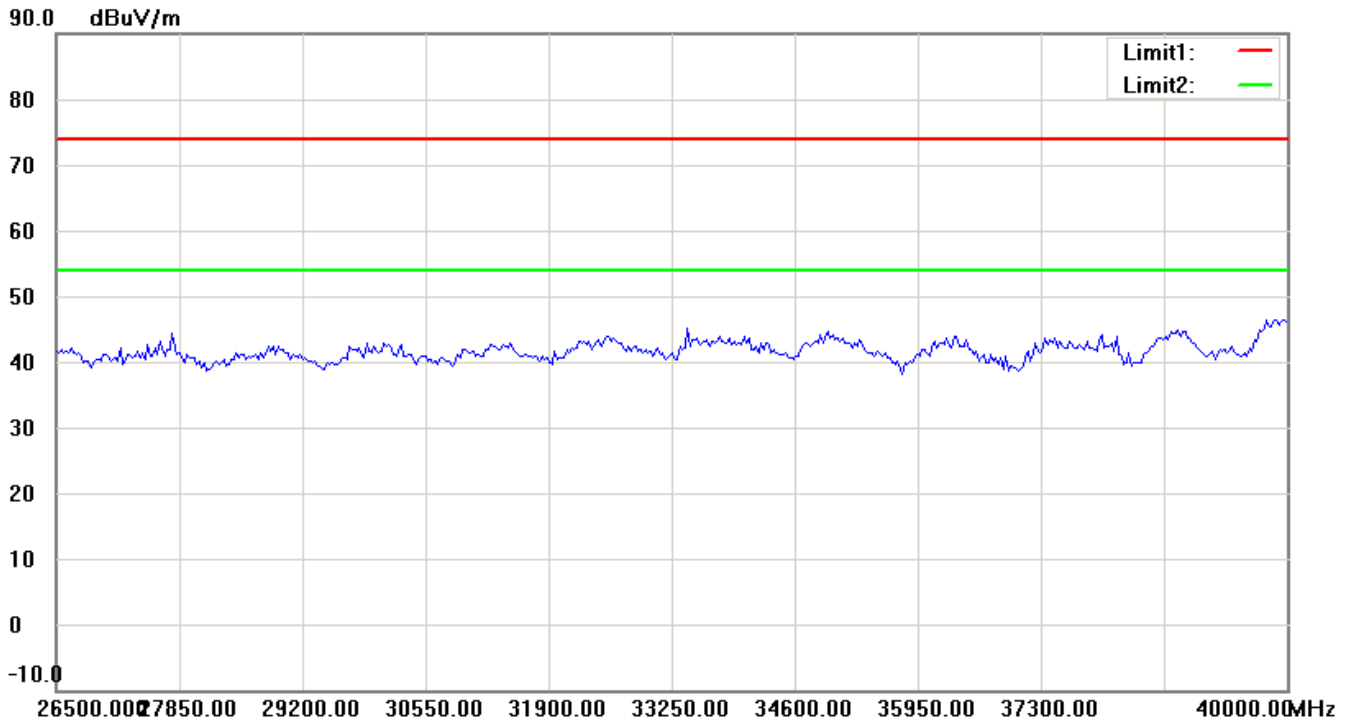
Up Line: Peak Limit Line Down Line: Ave Limit Line

Note:

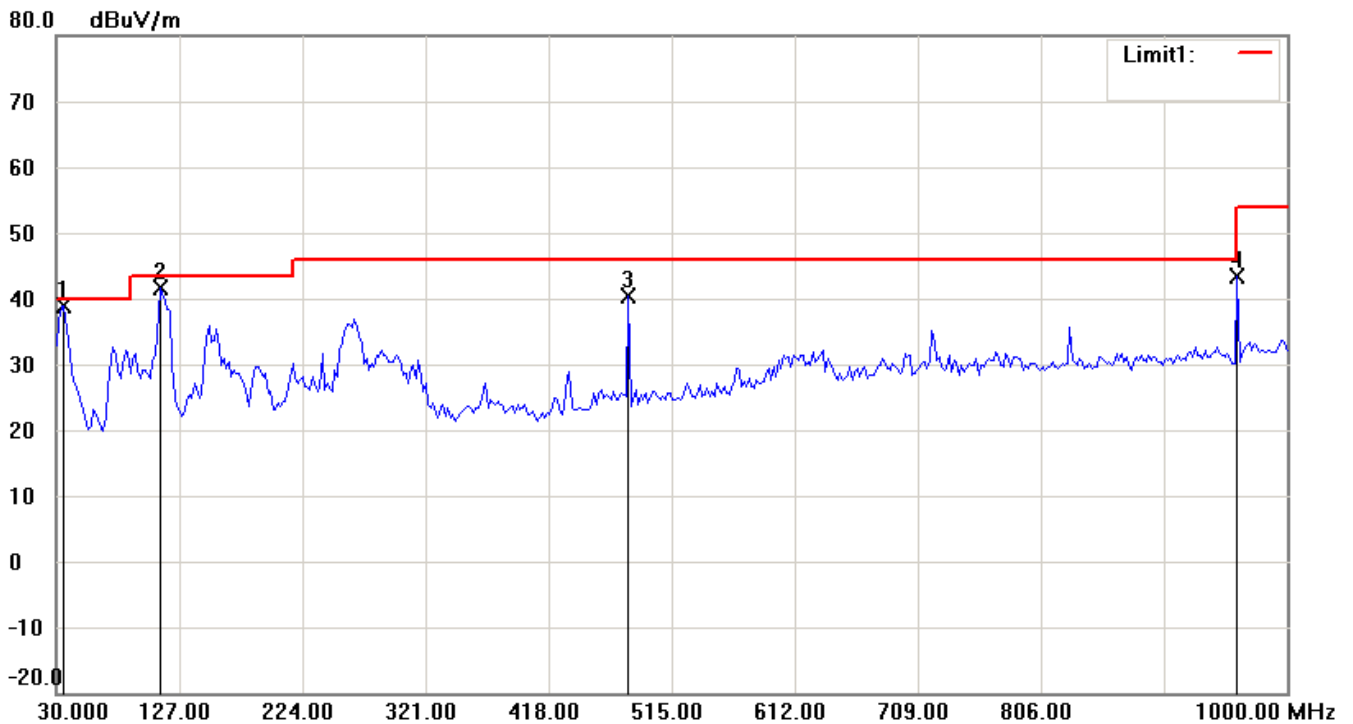
1. The attached measurement plots are preliminarily pre-scanned with peak detector for determining the final checking frequencies and are for reference only.
2. The some frequencies may exceed the limit line without the specified detectors, but that cannot present the results are failed to the specification of test standard.
3. For corrected test results are listed in the relevant table of radiated test data of this test report.



Registration number: W6M21402-13807-C-1
FCC ID: VYTLP8097



Antenna Polarization V



Up Line: Peak Limit Line Down Line: Ave Limit Line

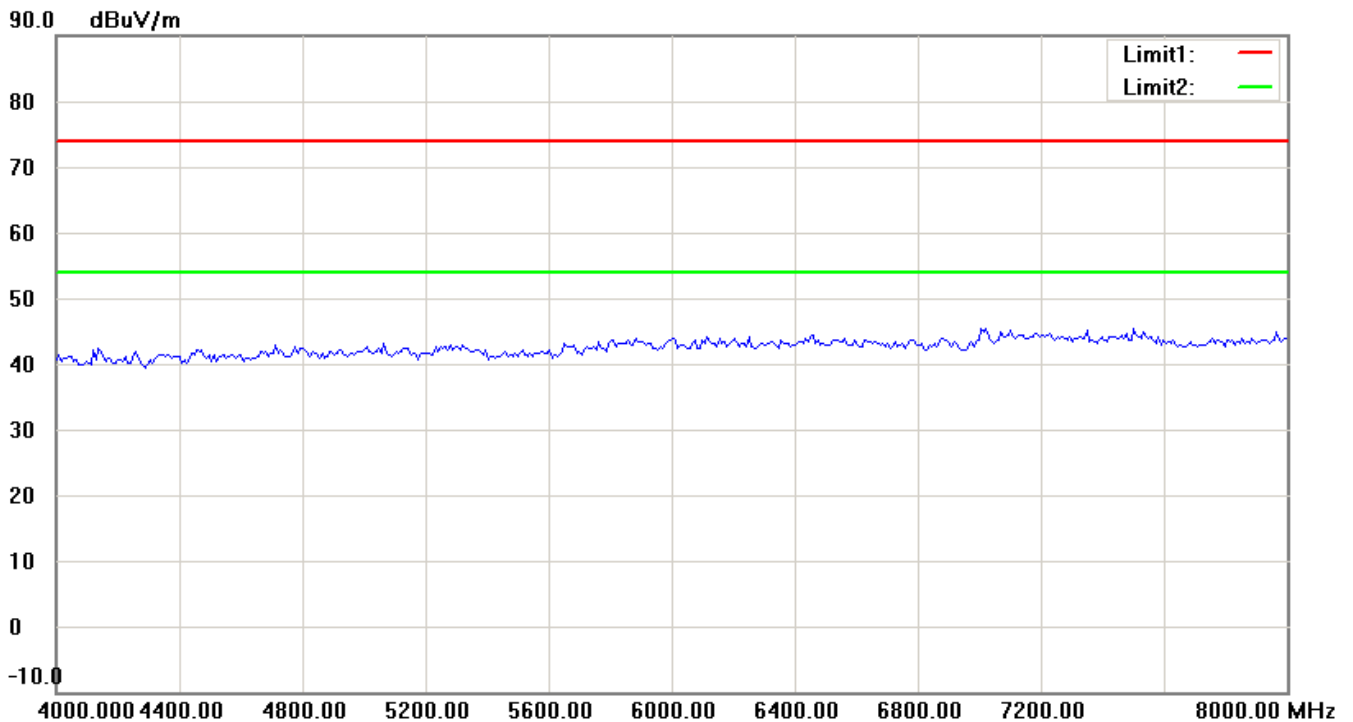
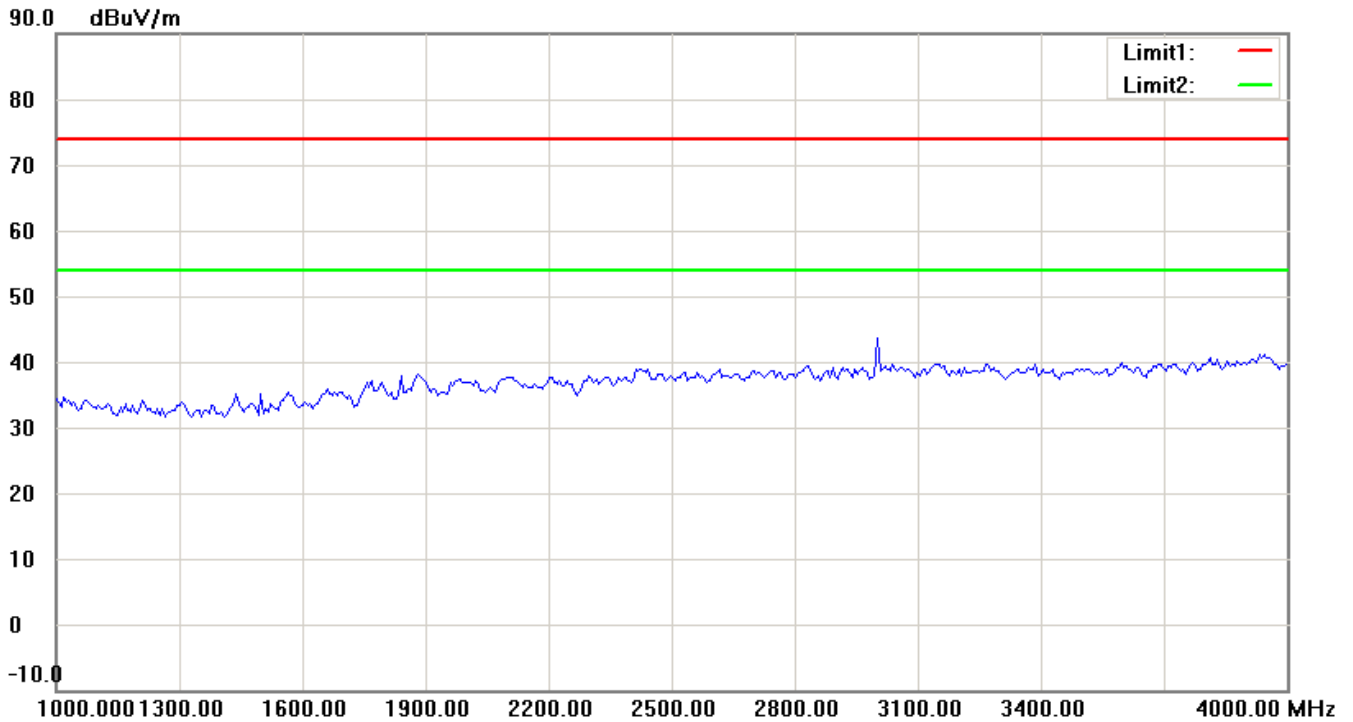
Note:

1. The attached measurement plots are preliminarily pre-scanned with peak detector for determining the final checking frequencies and are for reference only.
2. The some frequencies may exceed the limit line without the specified detectors, but that cannot present the results are failed to the specification of test standard.
3. For corrected test results are listed in the relevant table of radiated test data of this test report.



Worldwide Testing Services(Taiwan) Co., Ltd.

Registration number: W6M21402-13807-C-1
FCC ID: VYTLP8097



Up Line: Peak Limit Line Down Line: Ave Limit Line

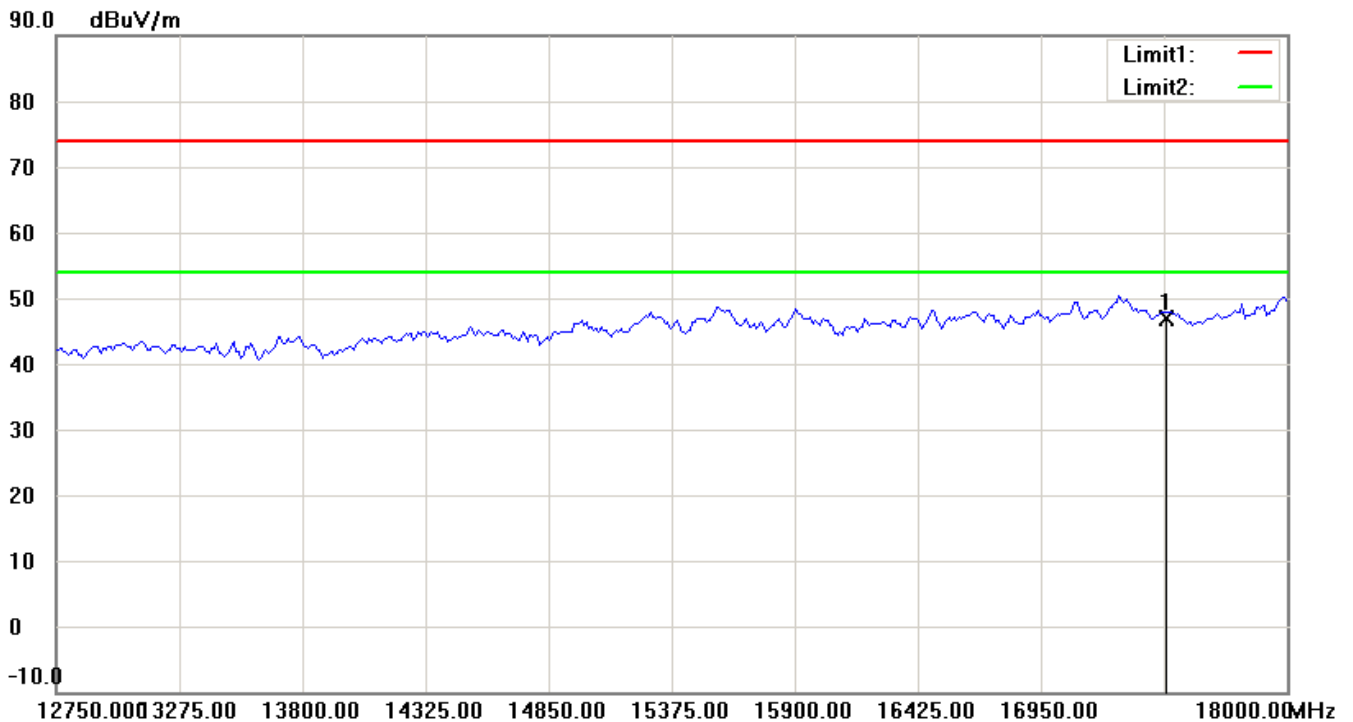
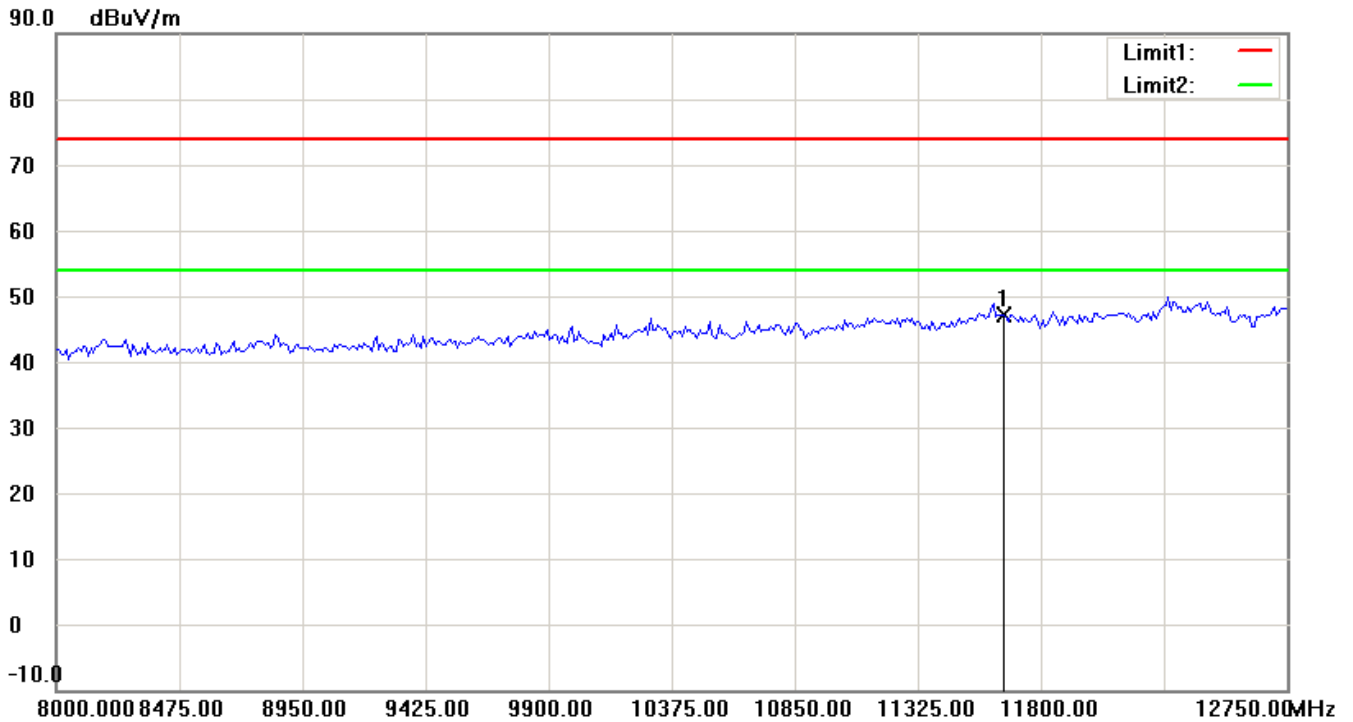
Note:

1. The attached measurement plots are preliminarily pre-scanned with peak detector for determining the final checking frequencies and are for reference only.
2. The some frequencies may exceed the limit line without the specified detectors, but that cannot present the results are failed to the specification of test standard.
3. For corrected test results are listed in the relevant table of radiated test data of this test report.



Worldwide Testing Services(Taiwan) Co., Ltd.

Registration number: W6M21402-13807-C-1
FCC ID: VYTLP8097



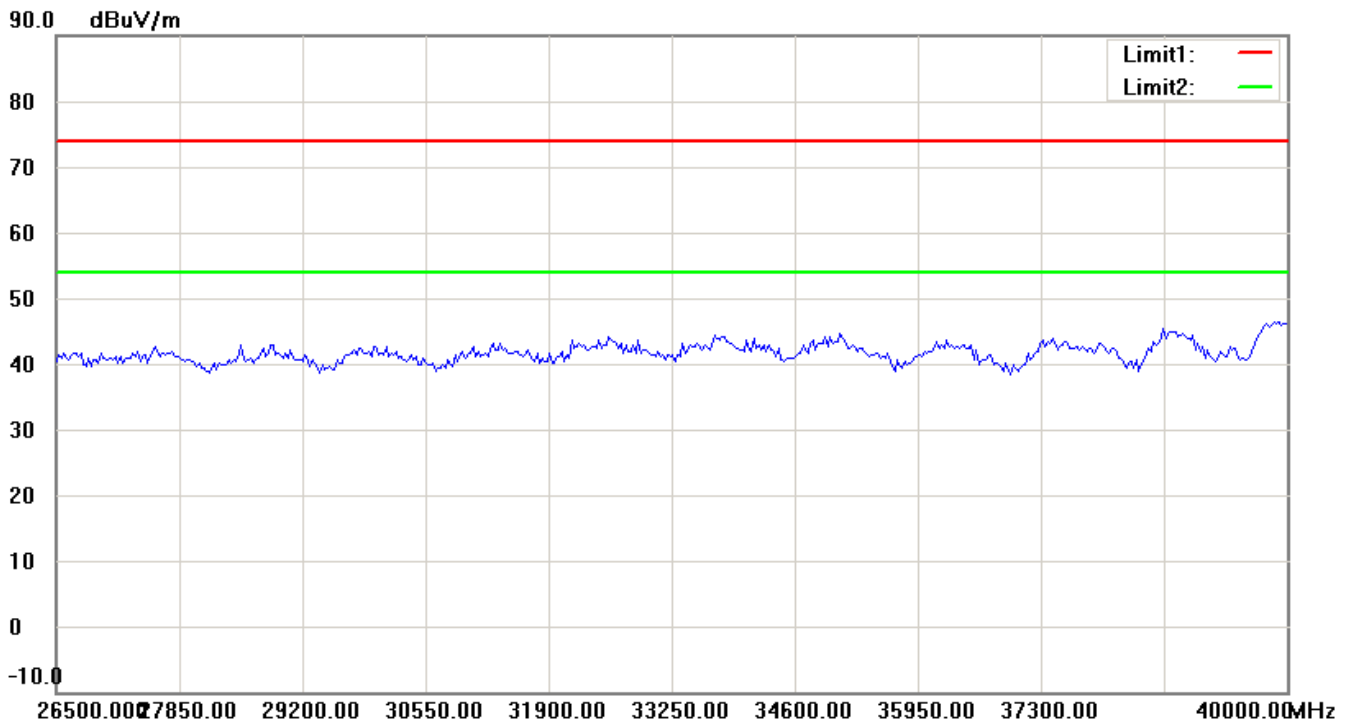
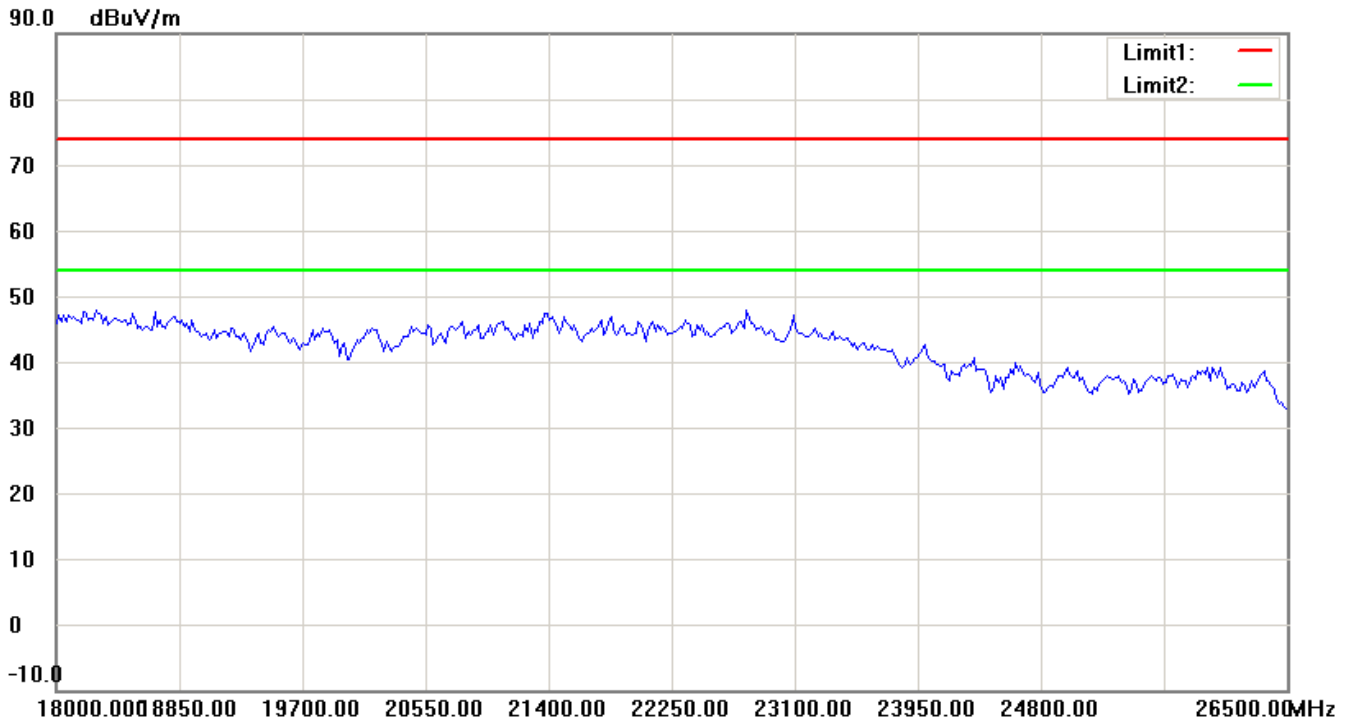
Up Line: Peak Limit Line Down Line: Ave Limit Line

Note:

1. The attached measurement plots are preliminarily pre-scanned with peak detector for determining the final checking frequencies and are for reference only.
2. The some frequencies may exceed the limit line without the specified detectors, but that cannot present the results are failed to the specification of test standard.
3. For corrected test results are listed in the relevant table of radiated test data of this test report.



Registration number: W6M21402-13807-C-1
FCC ID: VYTLP8097



Up Line: Peak Limit Line Down Line: Ave Limit Line

Note:

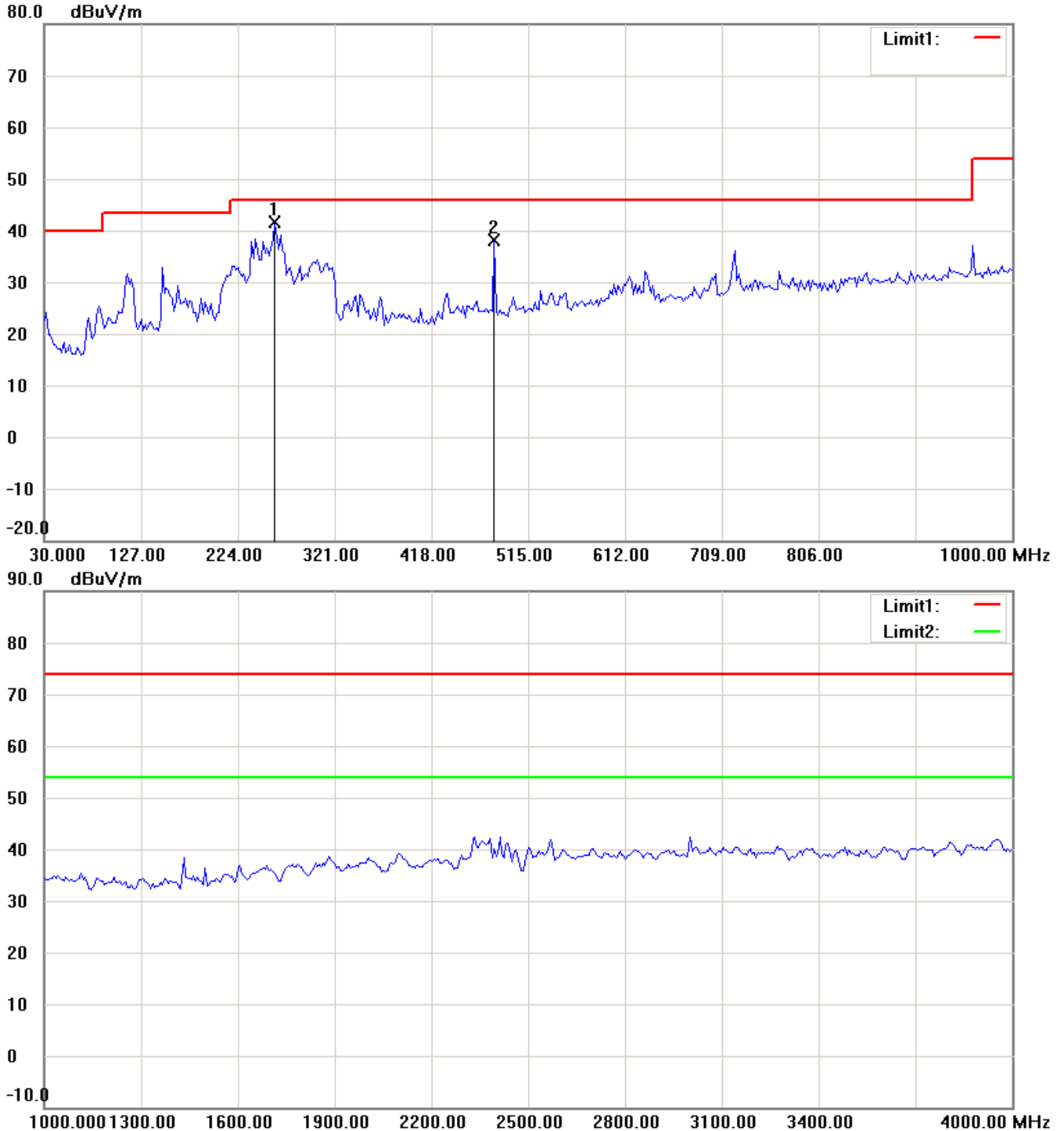
1. The attached measurement plots are preliminarily pre-scanned with peak detector for determining the final checking frequencies and are for reference only.
2. The some frequencies may exceed the limit line without the specified detectors, but that cannot present the results are failed to the specification of test standard.
3. For corrected test results are listed in the relevant table of radiated test data of this test report.



Registration number: W6M21402-13807-C-1
FCC ID: VYTLP8097

802.11b 2412MHz

Antenna Polarization H



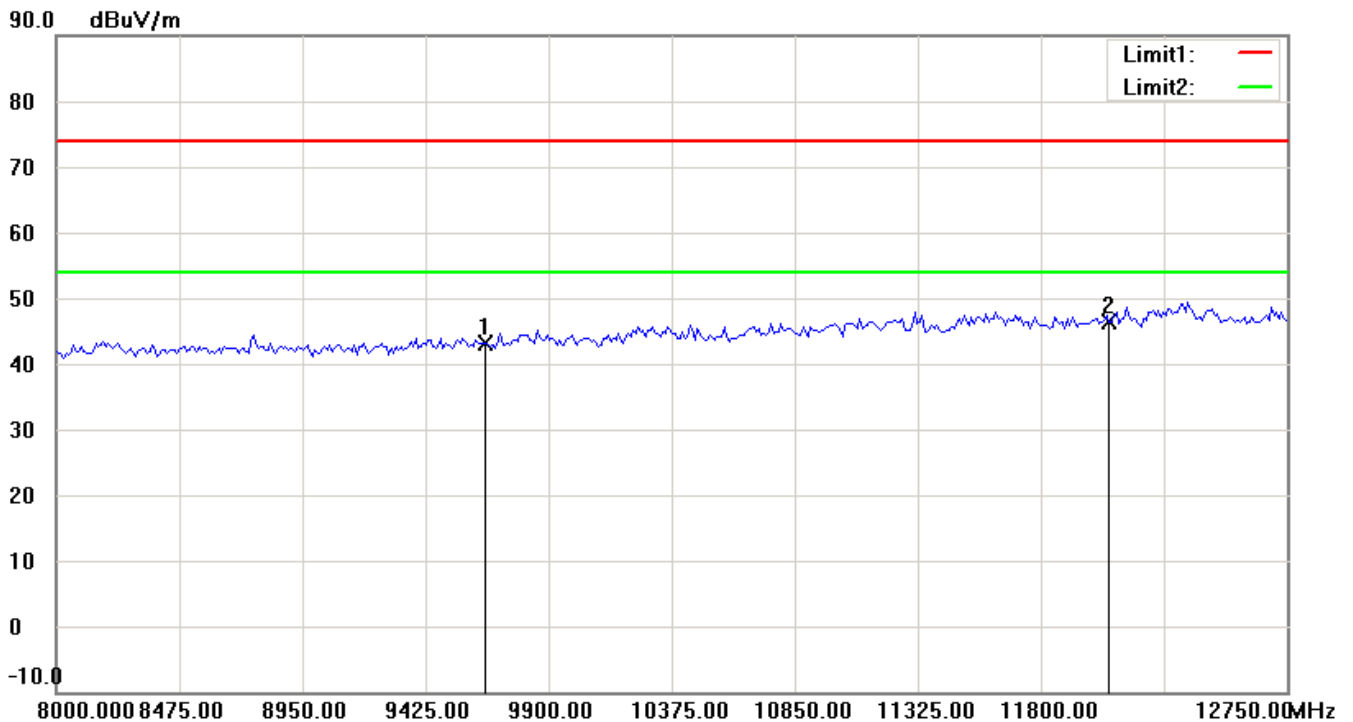
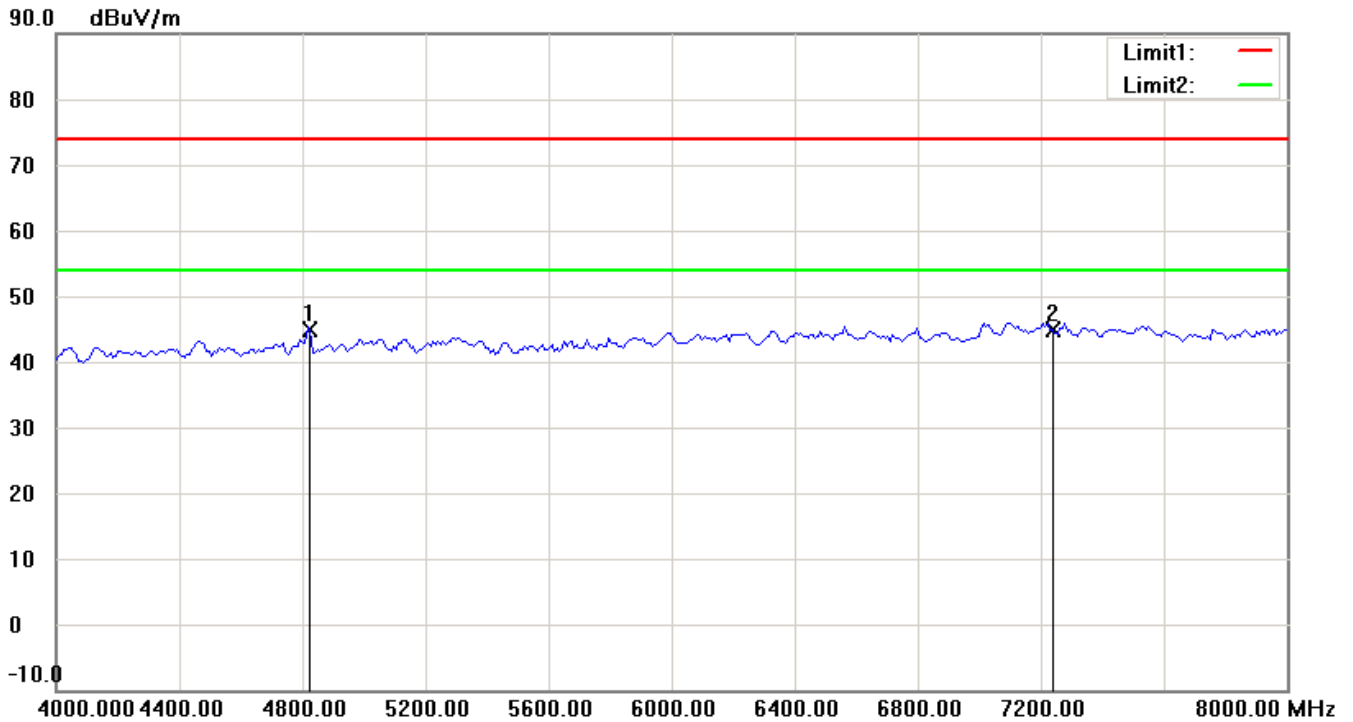
Up Line: Peak Limit Line Down Line: Ave Limit Line

Note:

1. The attached measurement plots are preliminarily pre-scanned with peak detector for determining the final checking frequencies and are for reference only.
2. The some frequencies may exceed the limit line without the specified detectors, but that cannot present the results are failed to the specification of test standard.
3. For corrected test results are listed in the relevant table of radiated test data of this test report.



Registration number: W6M21402-13807-C-1
FCC ID: VYTLP8097



Up Line: Peak Limit Line Down Line: Ave Limit Line

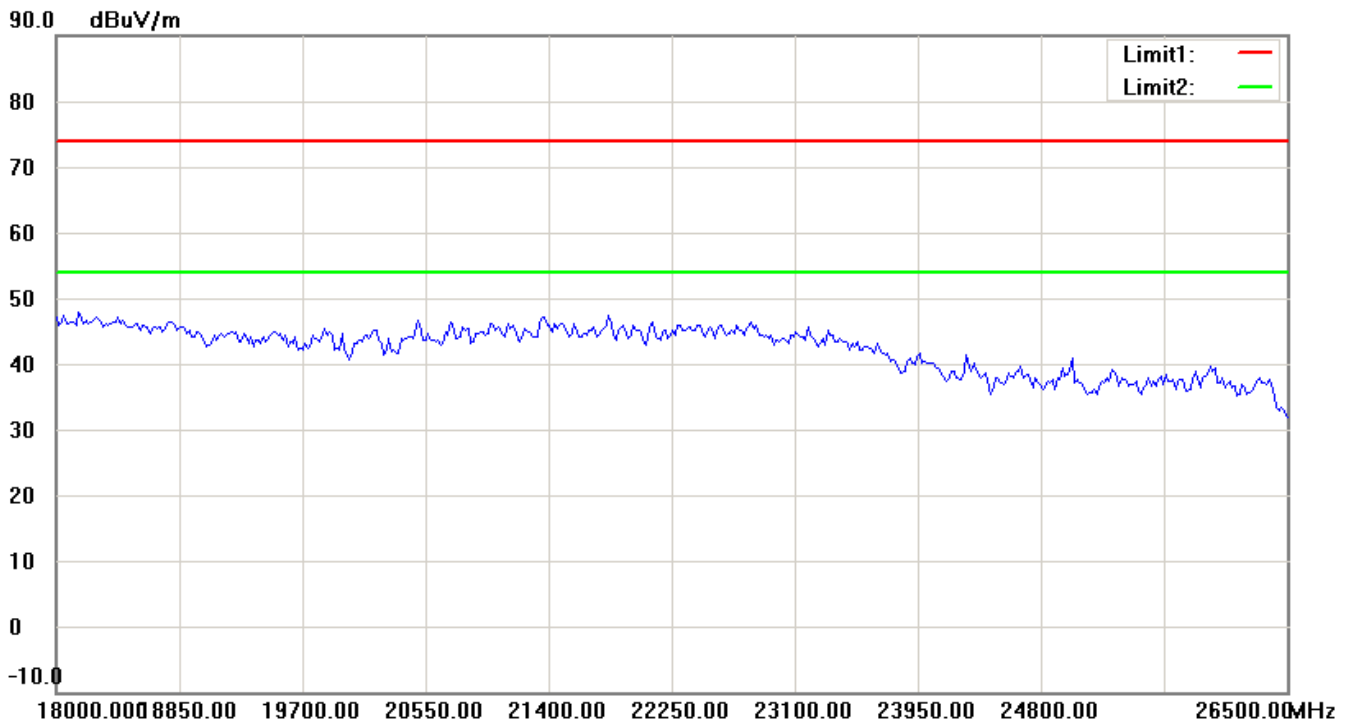
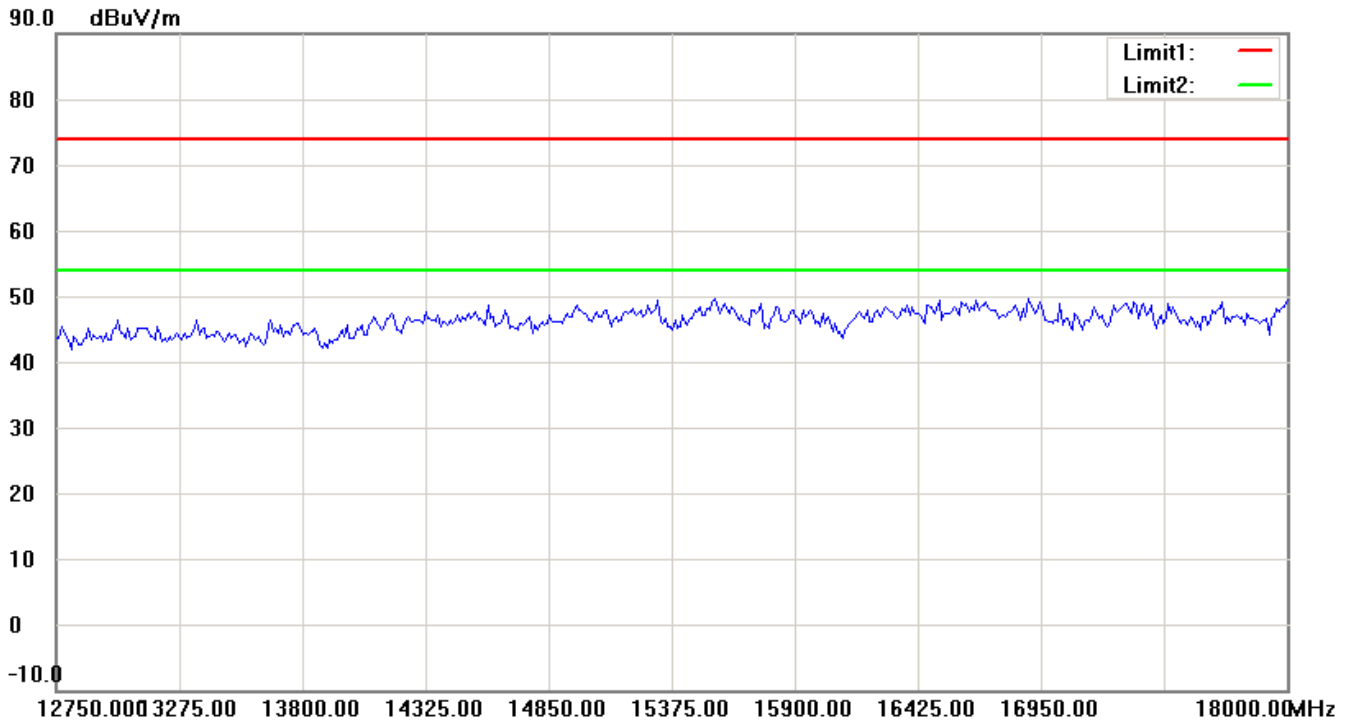
Note:

1. The attached measurement plots are preliminarily pre-scanned with peak detector for determining the final checking frequencies and are for reference only.
2. The some frequencies may exceed the limit line without the specified detectors, but that cannot present the results are failed to the specification of test standard.
3. For corrected test results are listed in the relevant table of radiated test data of this test report.



Worldwide Testing Services(Taiwan) Co., Ltd.


Registration number: W6M21402-13807-C-1
FCC ID: VYTLP8097



Up Line: Peak Limit Line Down Line: Ave Limit Line

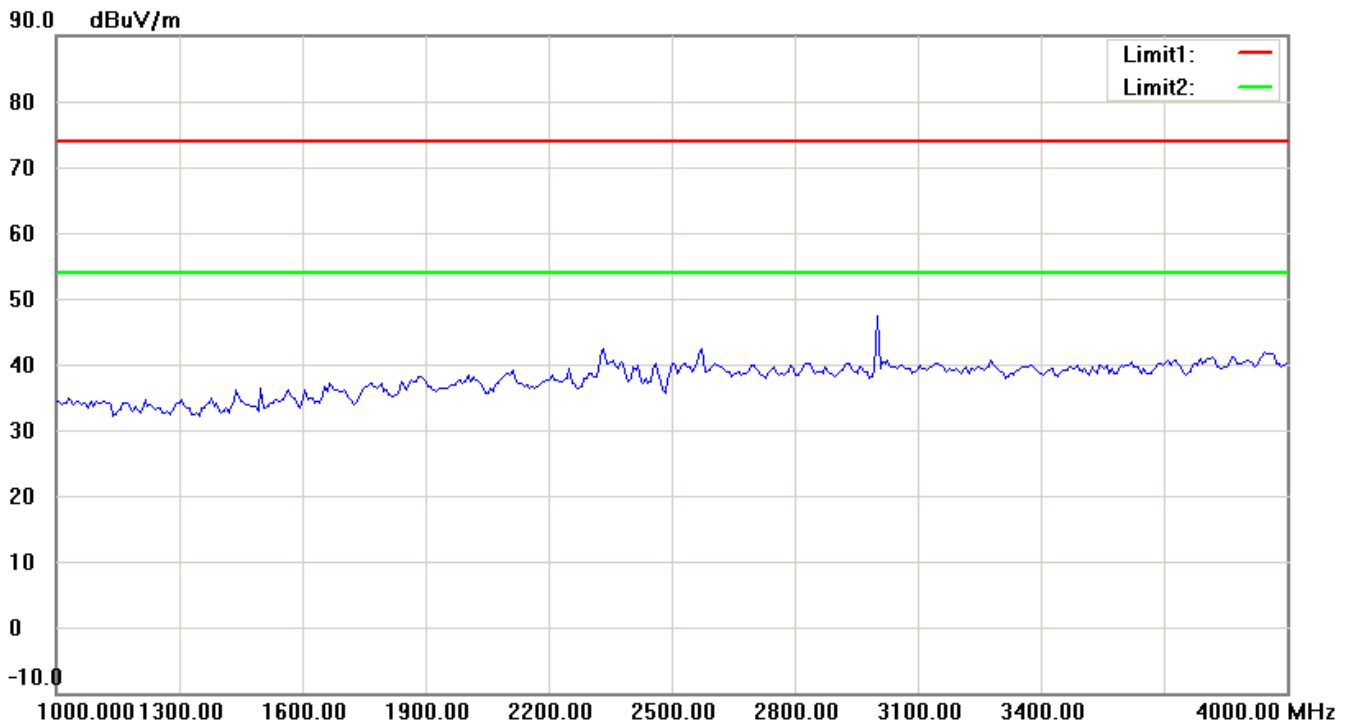
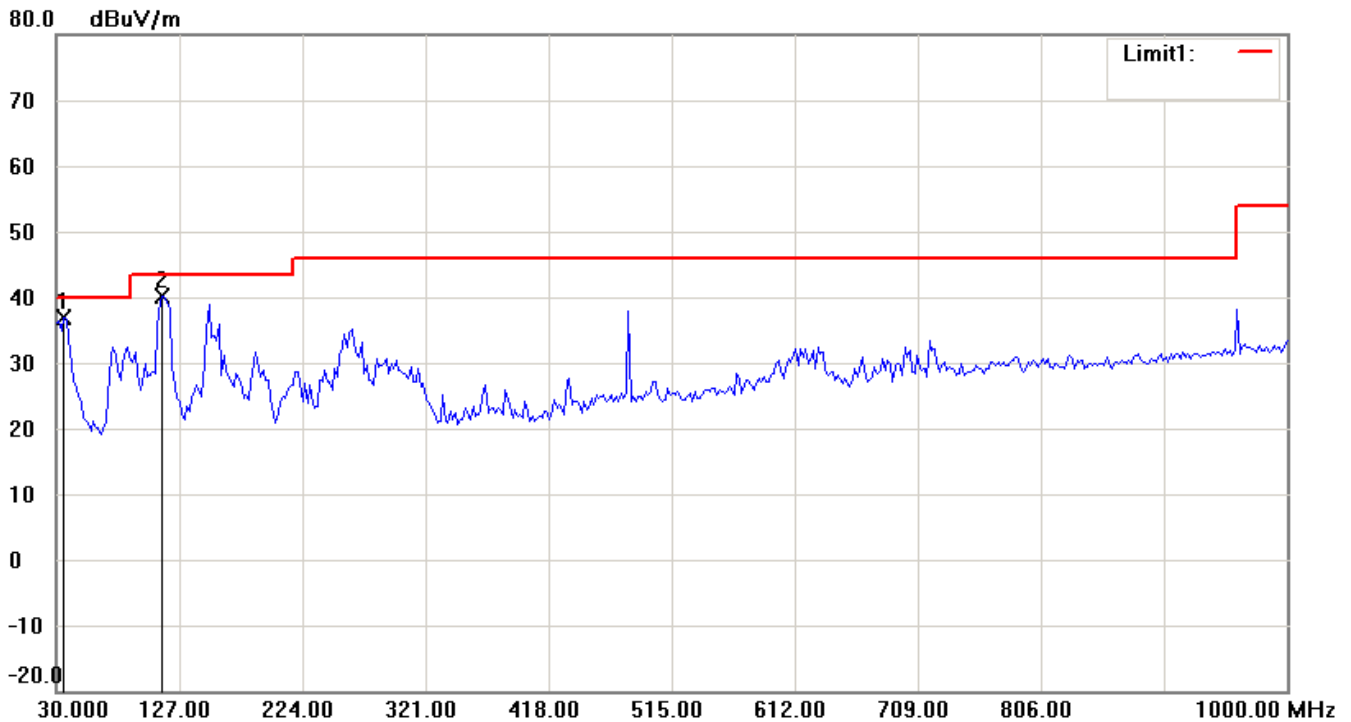
Note:

1. The attached measurement plots are preliminarily pre-scanned with peak detector for determining the final checking frequencies and are for reference only.
2. The some frequencies may exceed the limit line without the specified detectors, but that cannot present the results are failed to the specification of test standard.
3. For corrected test results are listed in the relevant table of radiated test data of this test report.



Registration number: W6M21402-13807-C-1
FCC ID: VYTLP8097

Antenna Polarization V



Up Line: Peak Limit Line Down Line: Ave Limit Line

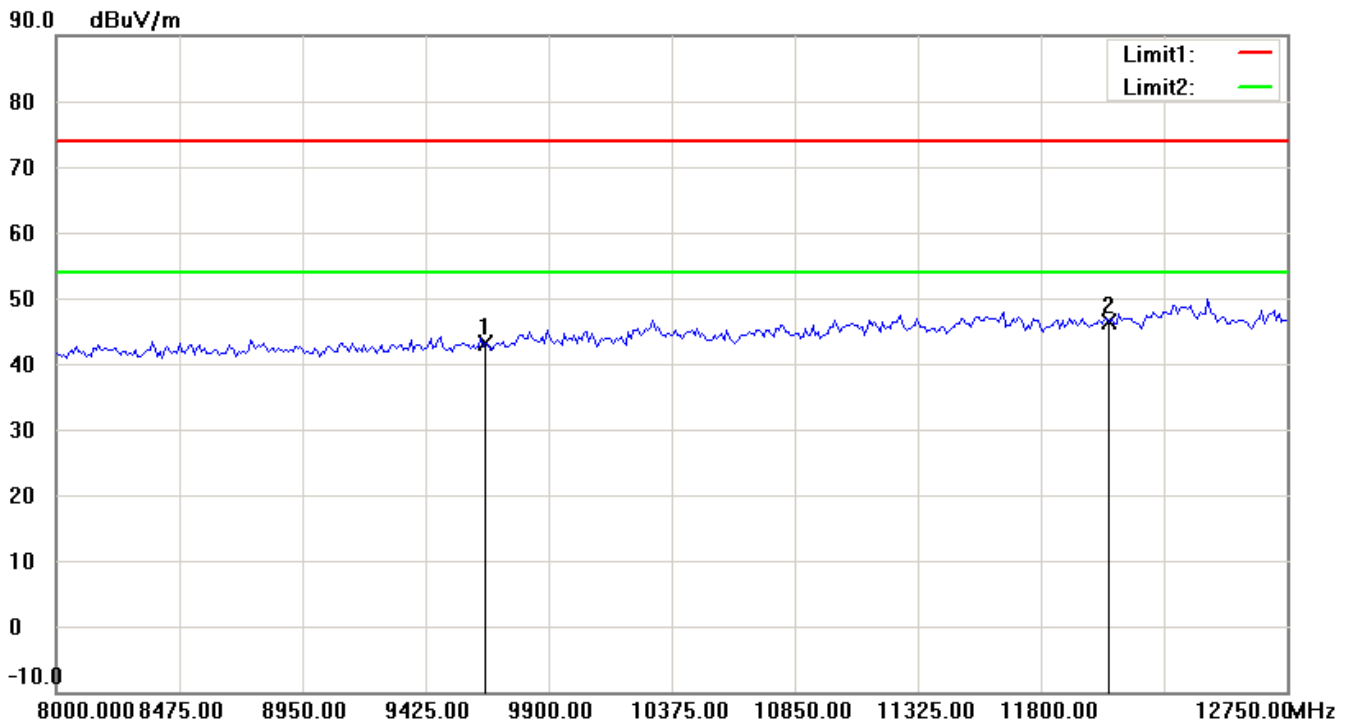
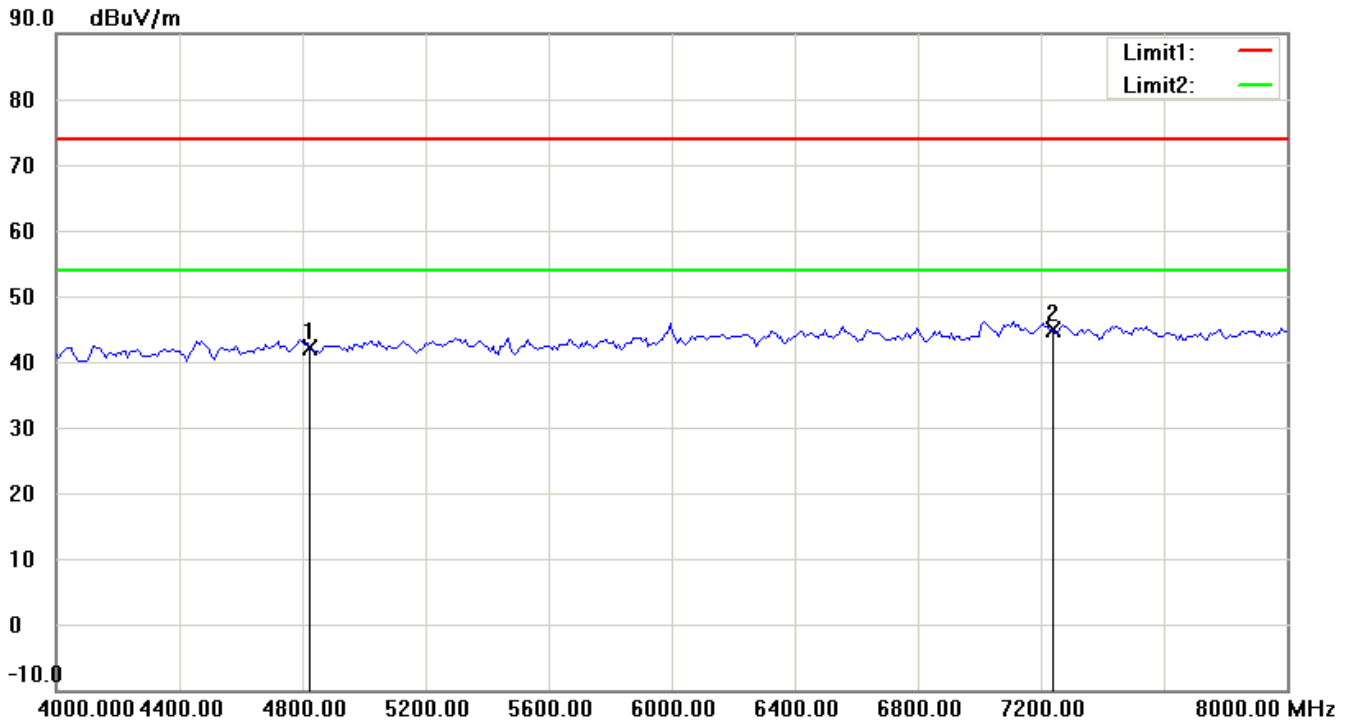
Note:

1. The attached measurement plots are preliminarily pre-scanned with peak detector for determining the final checking frequencies and are for reference only.
2. The some frequencies may exceed the limit line without the specified detectors, but that cannot present the results are failed to the specification of test standard.
3. For corrected test results are listed in the relevant table of radiated test data of this test report.



Worldwide Testing Services(Taiwan) Co., Ltd.

Registration number: W6M21402-13807-C-1
FCC ID: VYTLP8097



Up Line: Peak Limit Line Down Line: Ave Limit Line

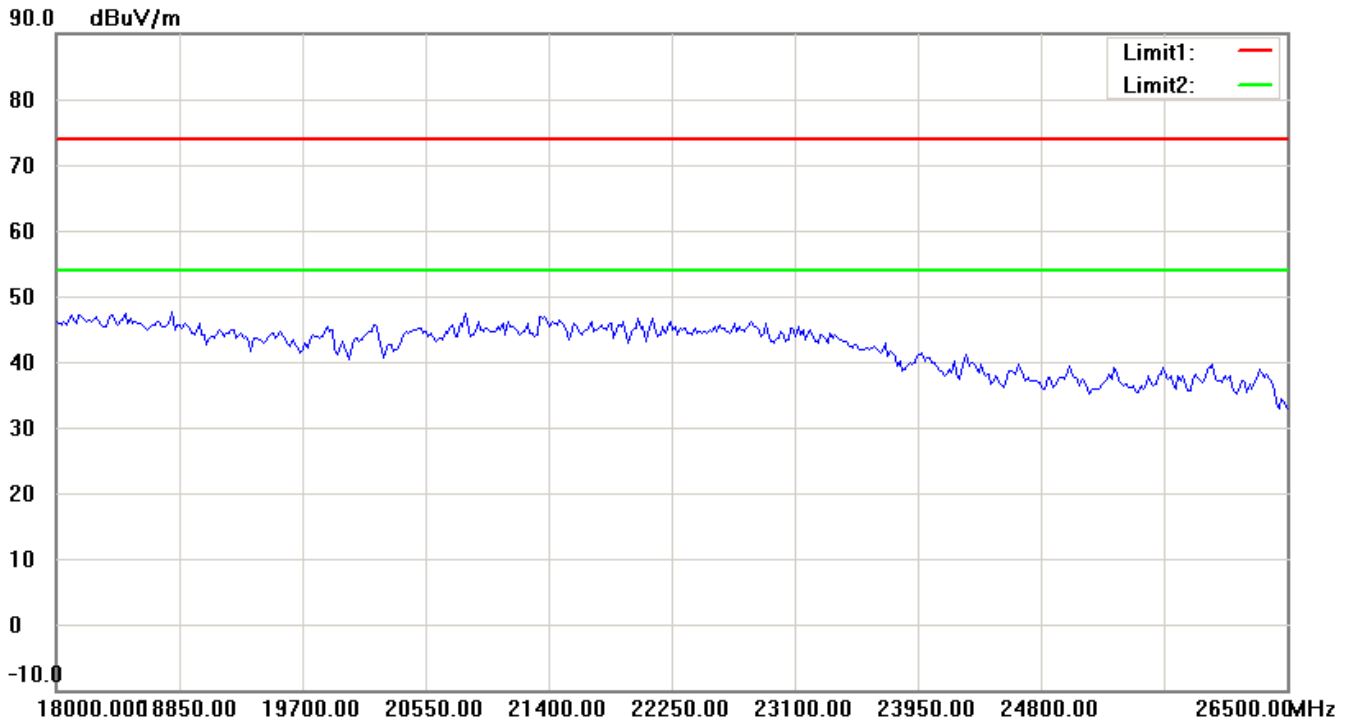
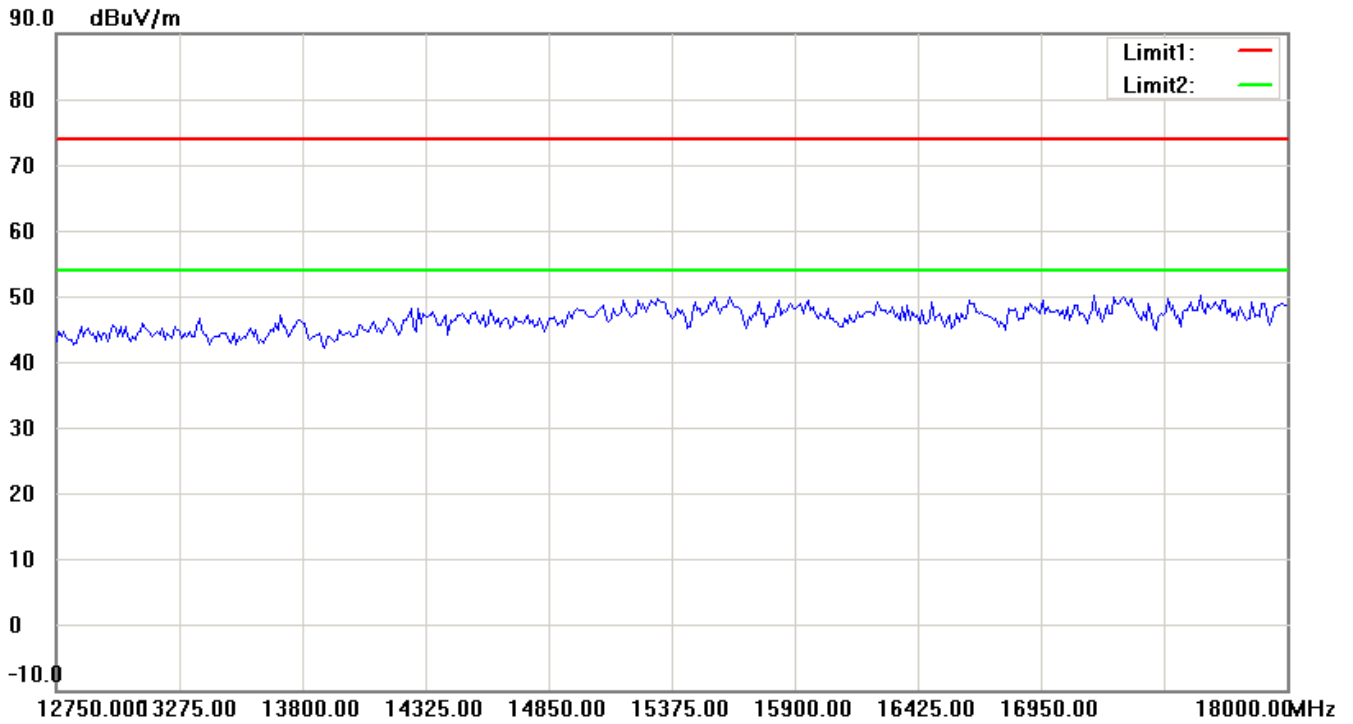
Note:

1. The attached measurement plots are preliminarily pre-scanned with peak detector for determining the final checking frequencies and are for reference only.
2. The some frequencies may exceed the limit line without the specified detectors, but that cannot present the results are failed to the specification of test standard.
3. For corrected test results are listed in the relevant table of radiated test data of this test report.



Worldwide Testing Services(Taiwan) Co., Ltd.


Registration number: W6M21402-13807-C-1
FCC ID: VYTLP8097



Up Line: Peak Limit Line Down Line: Ave Limit Line

Note:

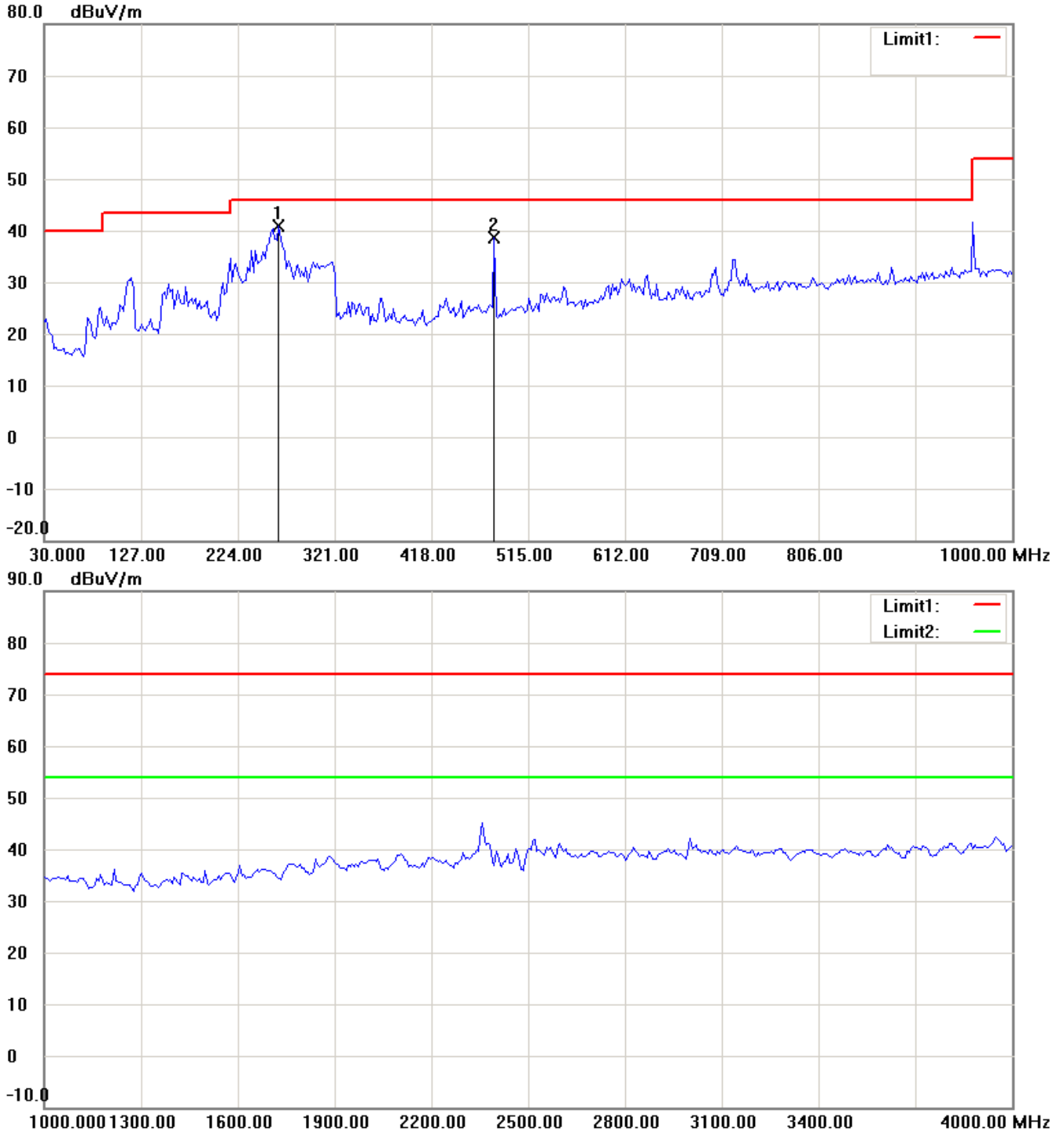
1. The attached measurement plots are preliminarily pre-scanned with peak detector for determining the final checking frequencies and are for reference only.
2. The some frequencies may exceed the limit line without the specified detectors, but that cannot present the results are failed to the specification of test standard.
3. For corrected test results are listed in the relevant table of radiated test data of this test report.



Registration number: W6M21402-13807-C-1
FCC ID: VYTLP8097

802.11b 2437MHz

Antenna Polarization H



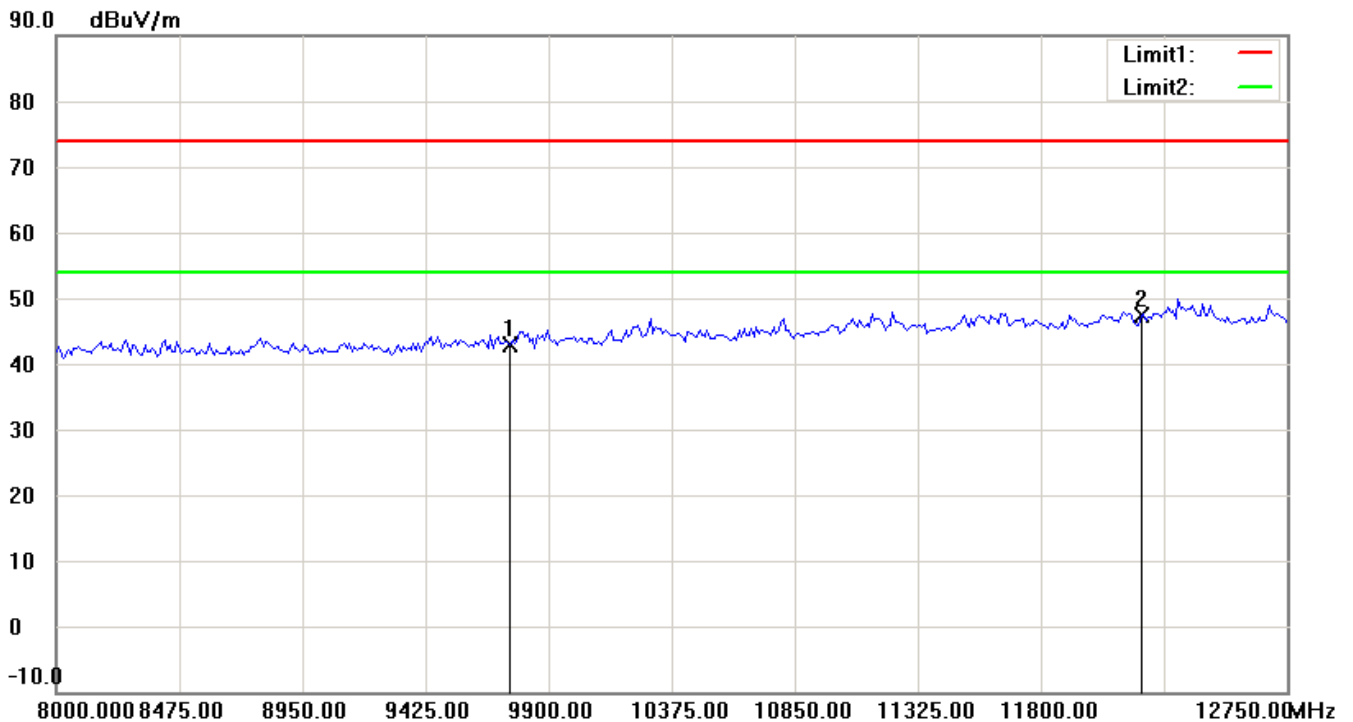
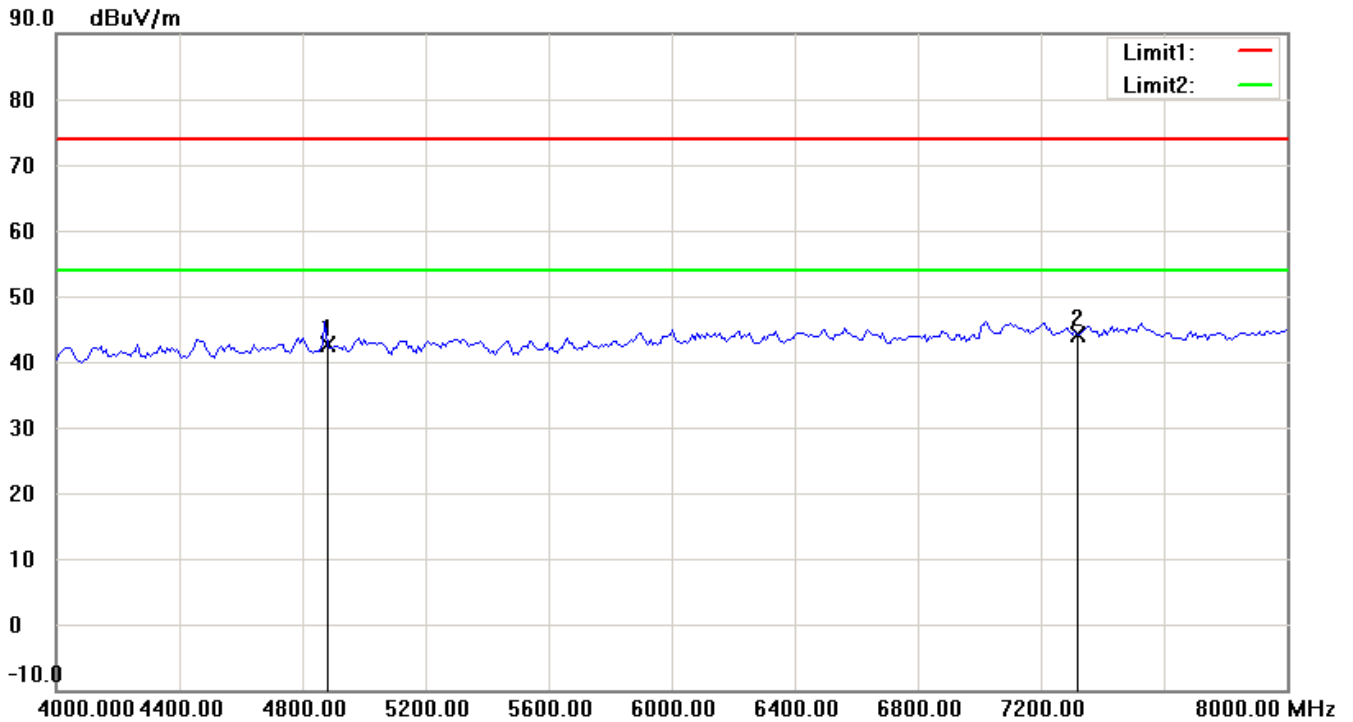
Up Line: Peak Limit Line Down Line: Ave Limit Line

Note:

1. The attached measurement plots are preliminarily pre-scanned with peak detector for determining the final checking frequencies and are for reference only.
2. The some frequencies may exceed the limit line without the specified detectors, but that cannot present the results are failed to the specification of test standard.
3. For corrected test results are listed in the relevant table of radiated test data of this test report.




Registration number: W6M21402-13807-C-1
FCC ID: VYTLP8097



Up Line: Peak Limit Line Down Line: Ave Limit Line

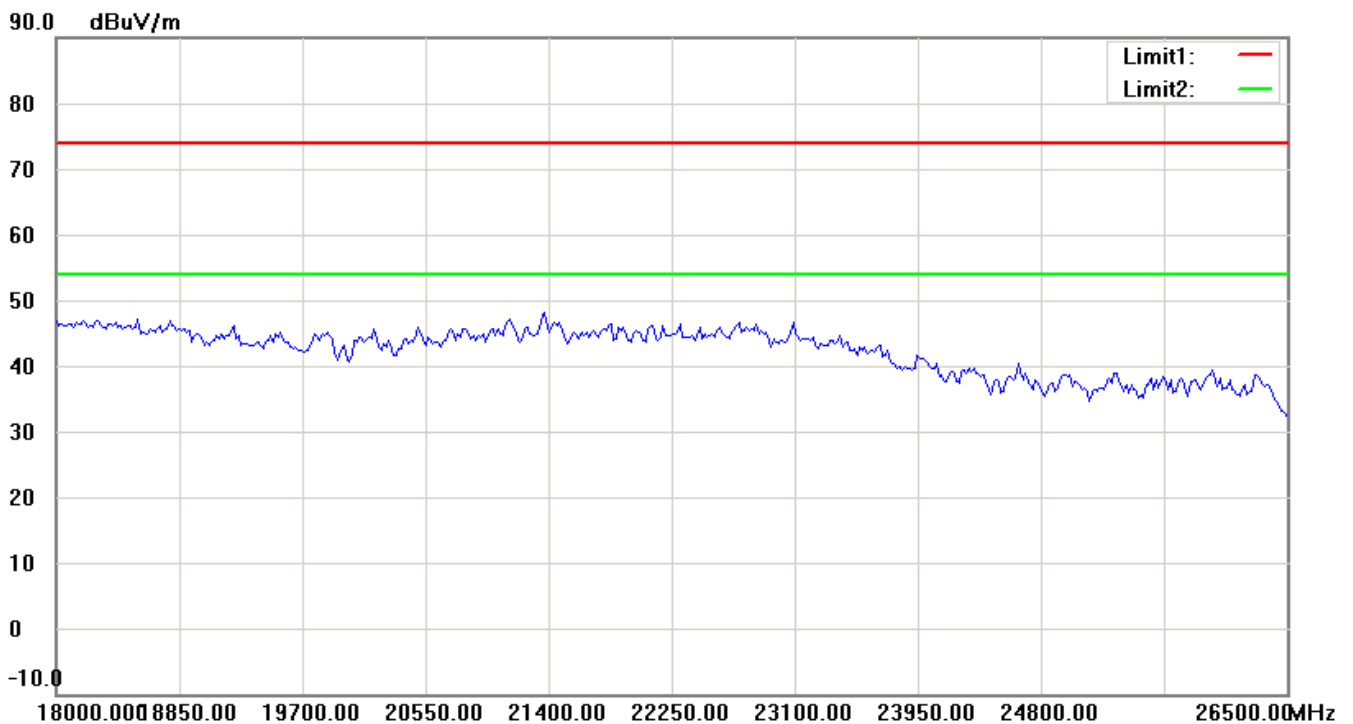
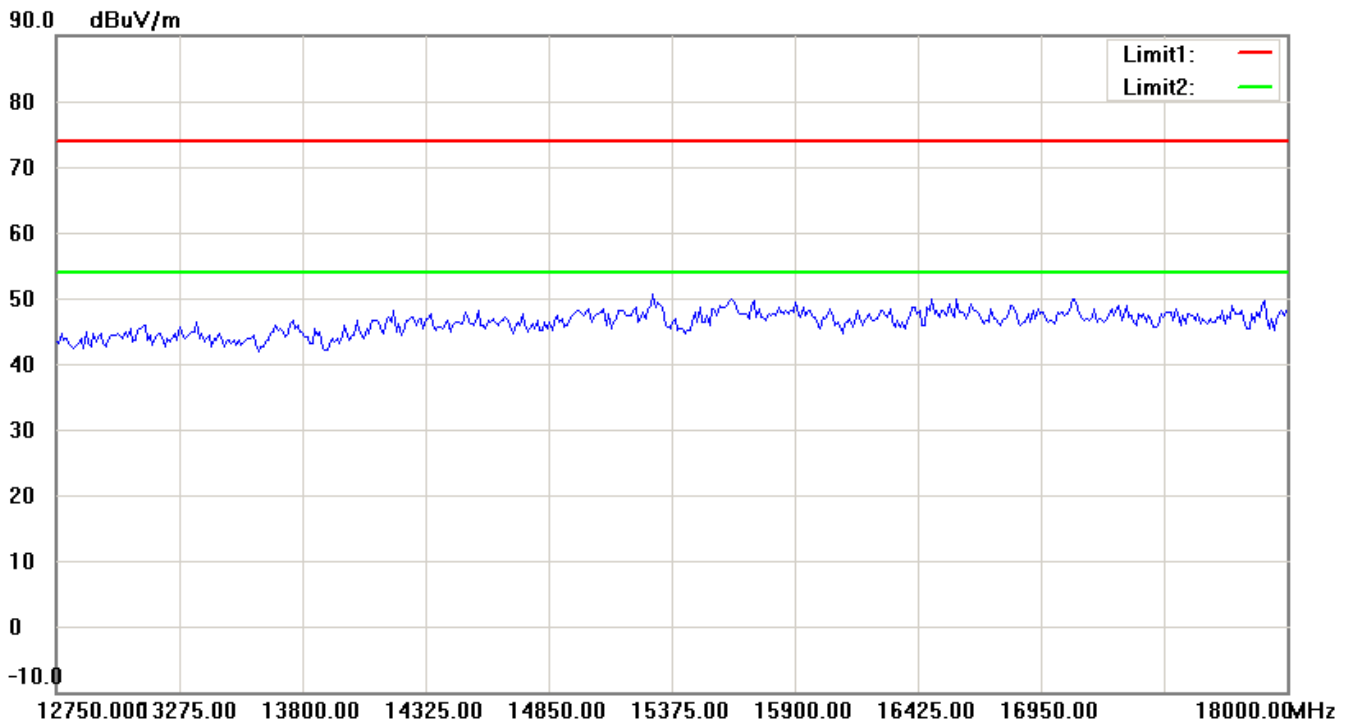
Note:

1. The attached measurement plots are preliminarily pre-scanned with peak detector for determining the final checking frequencies and are for reference only.
2. The some frequencies may exceed the limit line without the specified detectors, but that cannot present the results are failed to the specification of test standard.
3. For corrected test results are listed in the relevant table of radiated test data of this test report.



Worldwide Testing Services(Taiwan) Co., Ltd.

Registration number: W6M21402-13807-C-1
FCC ID: VYTLP8097



Up Line: Peak Limit Line Down Line: Ave Limit Line

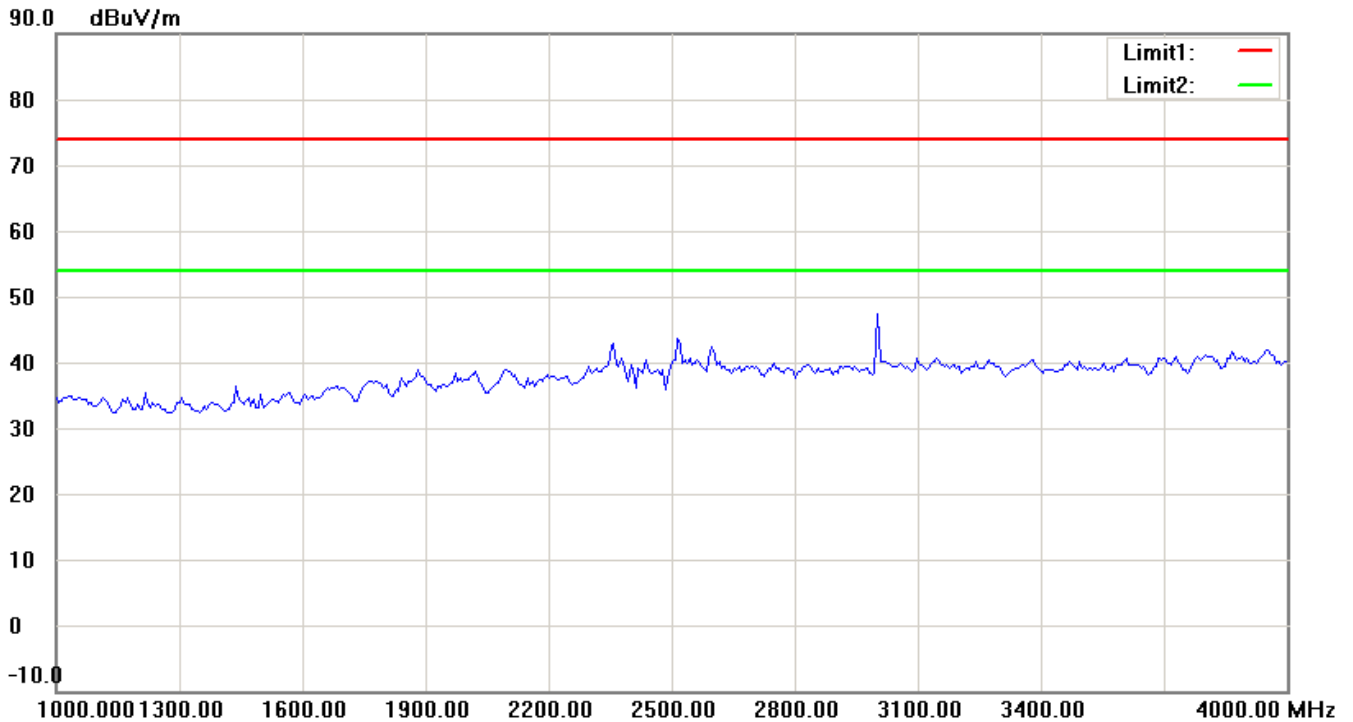
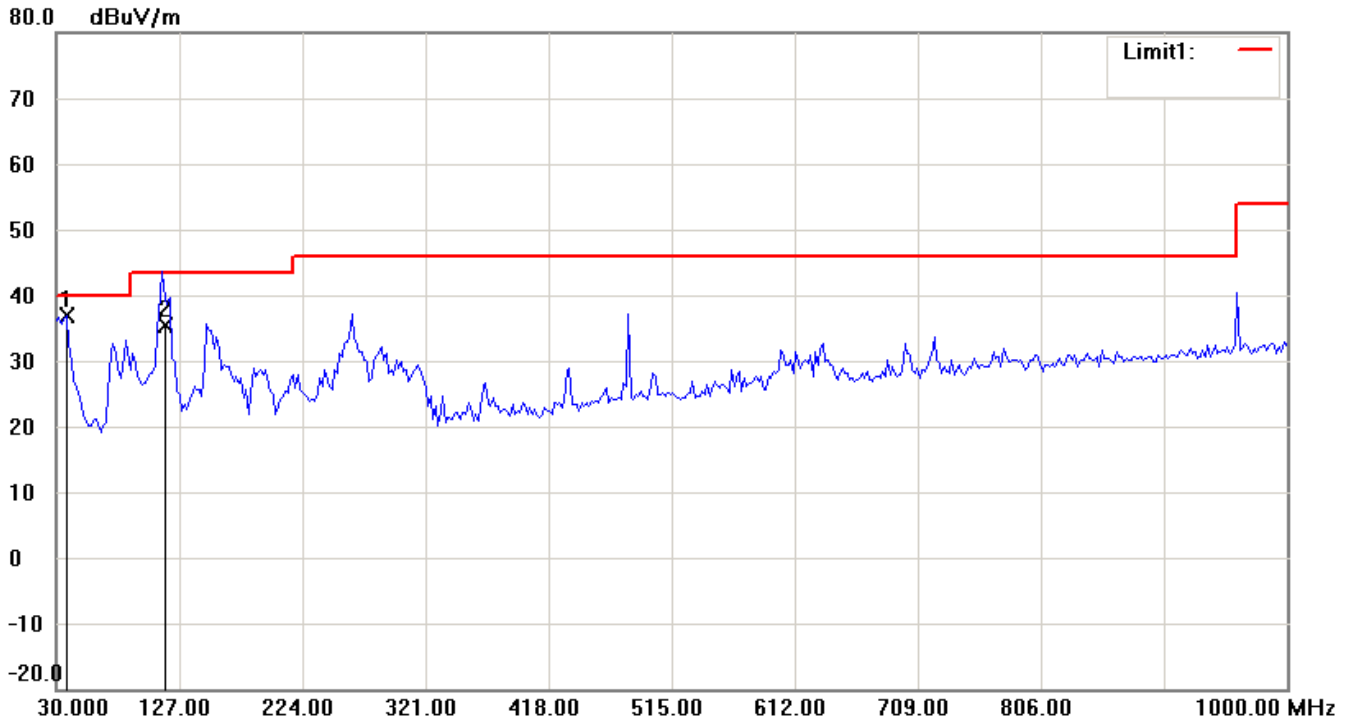
Note:

1. The attached measurement plots are preliminarily pre-scanned with peak detector for determining the final checking frequencies and are for reference only.
2. The some frequencies may exceed the limit line without the specified detectors, but that cannot present the results are failed to the specification of test standard.
3. For corrected test results are listed in the relevant table of radiated test data of this test report.



Registration number: W6M21402-13807-C-1
FCC ID: VYTLP8097

Antenna Polarization V



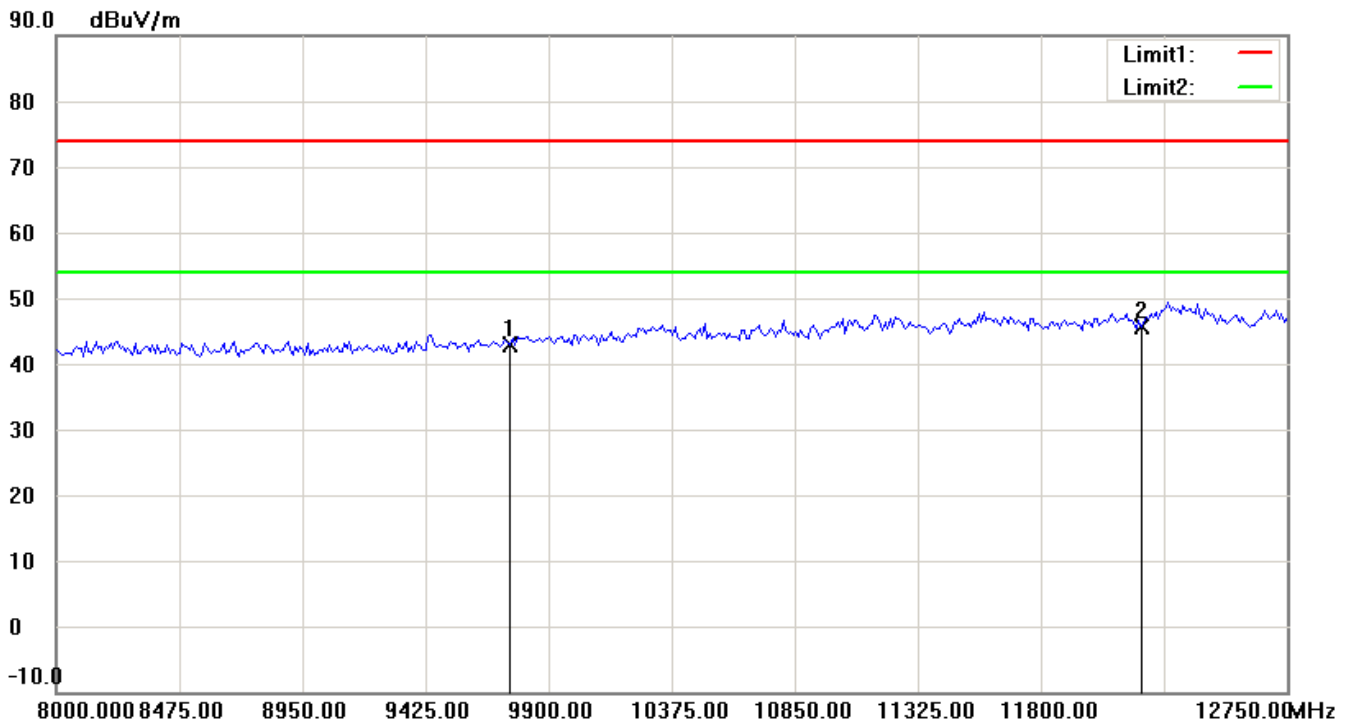
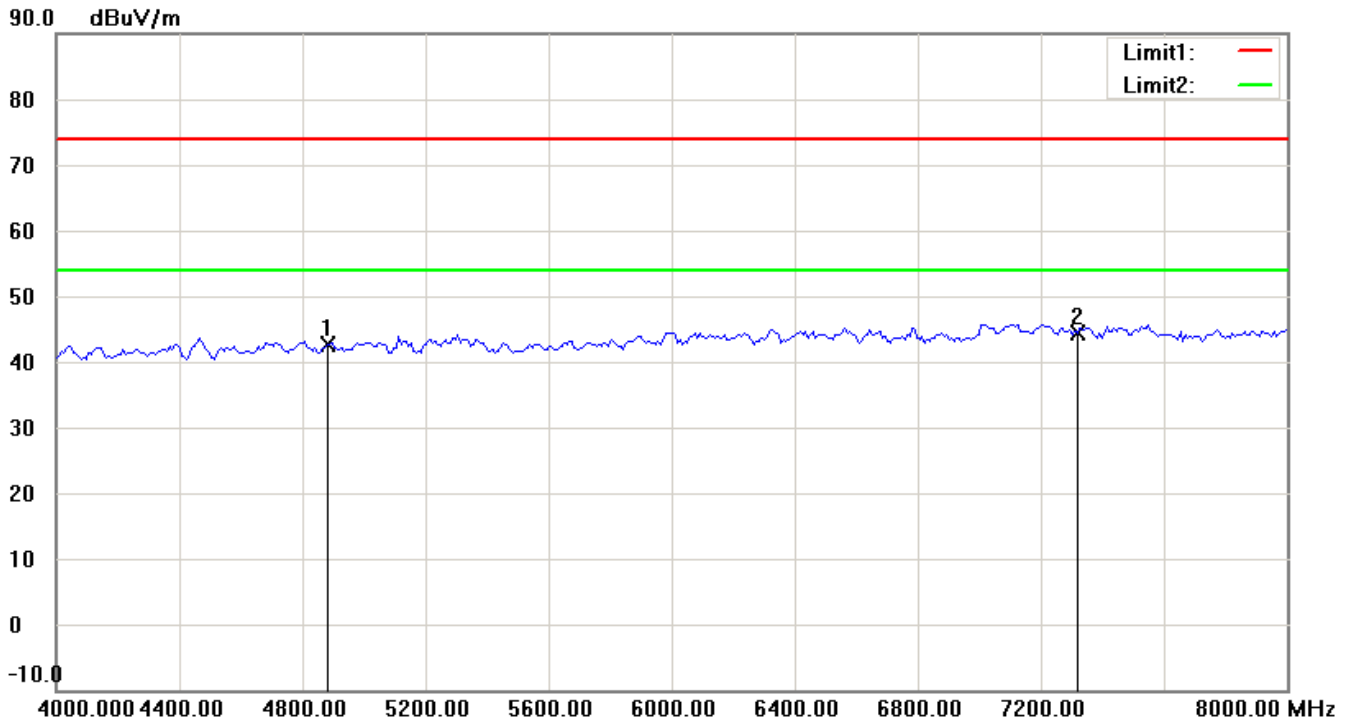
Up Line: Peak Limit Line Down Line: Ave Limit Line

Note:

1. The attached measurement plots are preliminarily pre-scanned with peak detector for determining the final checking frequencies and are for reference only.
2. The some frequencies may exceed the limit line without the specified detectors, but that cannot present the results are failed to the specification of test standard.
3. For corrected test results are listed in the relevant table of radiated test data of this test report.




Registration number: W6M21402-13807-C-1
FCC ID: VYTLP8097



Up Line: Peak Limit Line Down Line: Ave Limit Line

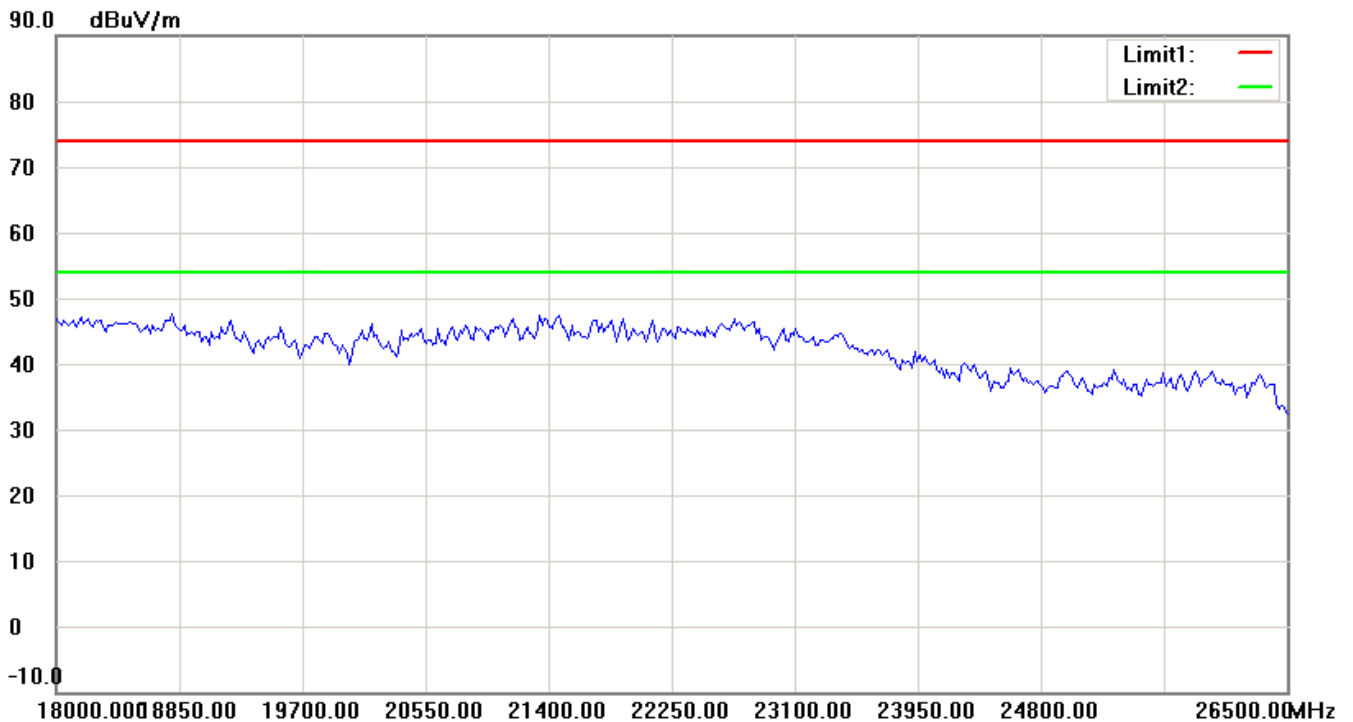
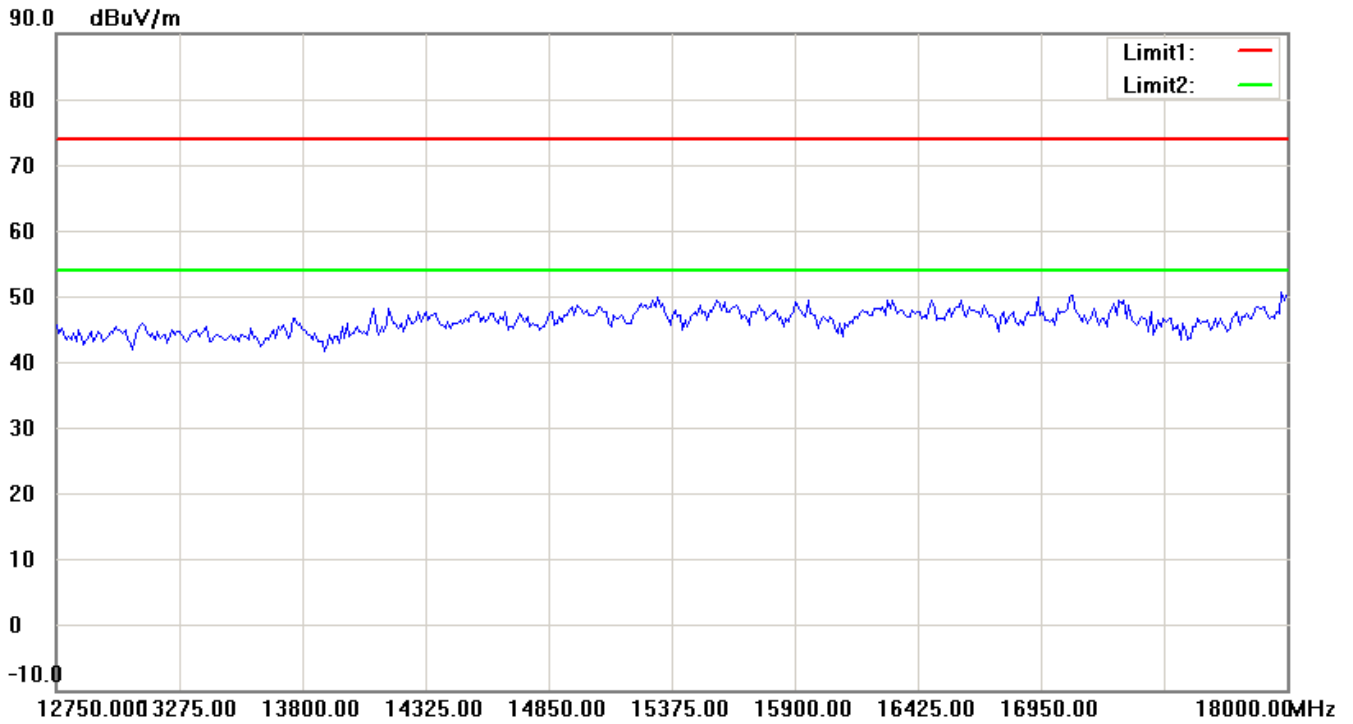
Note:

1. The attached measurement plots are preliminarily pre-scanned with peak detector for determining the final checking frequencies and are for reference only.
2. The some frequencies may exceed the limit line without the specified detectors, but that cannot present the results are failed to the specification of test standard.
3. For corrected test results are listed in the relevant table of radiated test data of this test report.



Worldwide Testing Services(Taiwan) Co., Ltd.


Registration number: W6M21402-13807-C-1
FCC ID: VYTLP8097



Up Line: Peak Limit Line Down Line: Ave Limit Line

Note:

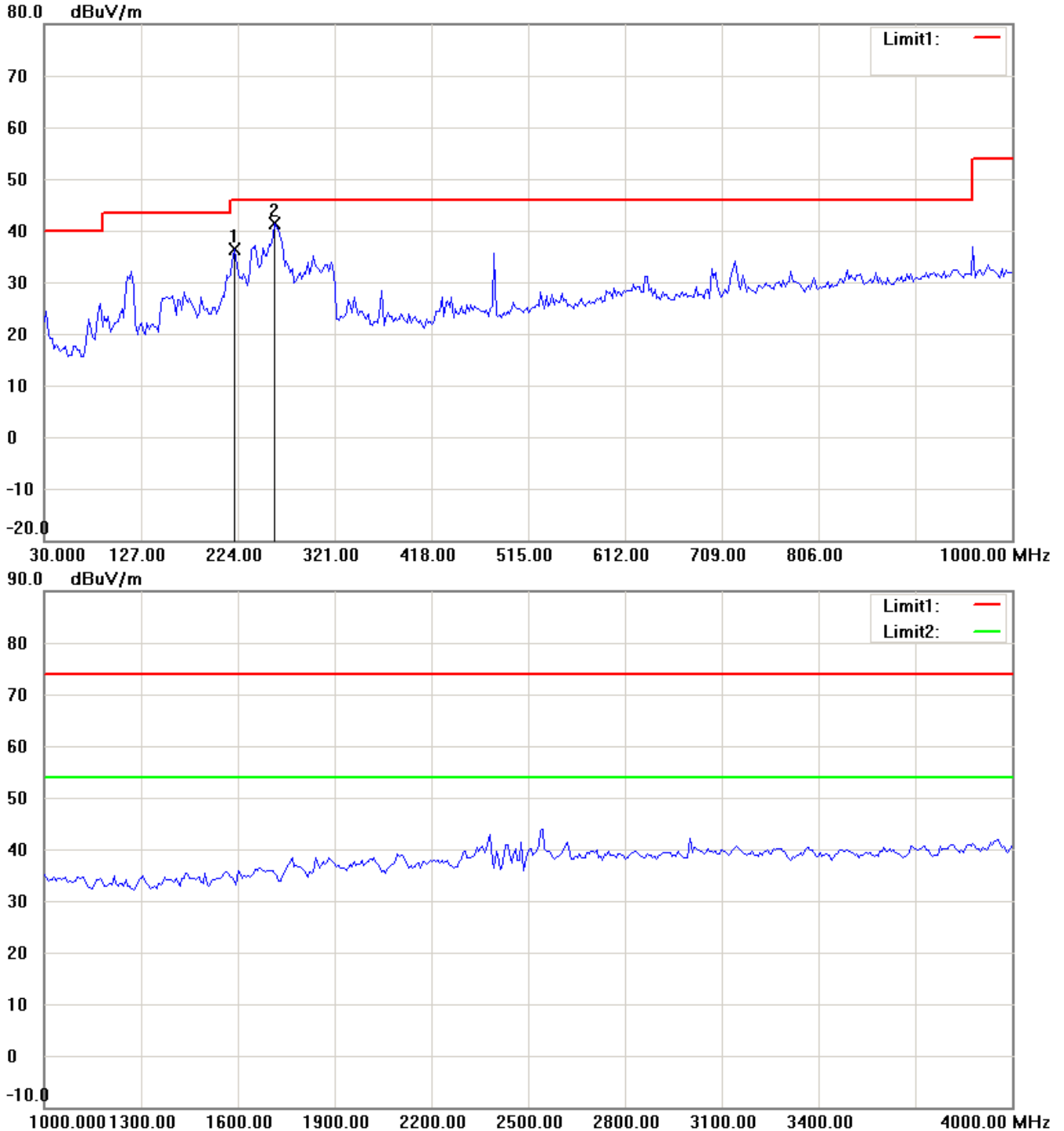
1. The attached measurement plots are preliminarily pre-scanned with peak detector for determining the final checking frequencies and are for reference only.
2. The some frequencies may exceed the limit line without the specified detectors, but that cannot present the results are failed to the specification of test standard.
3. For corrected test results are listed in the relevant table of radiated test data of this test report.



Registration number: W6M21402-13807-C-1
FCC ID: VYTLP8097

802.11b 2462MHz


Antenna Polarization H



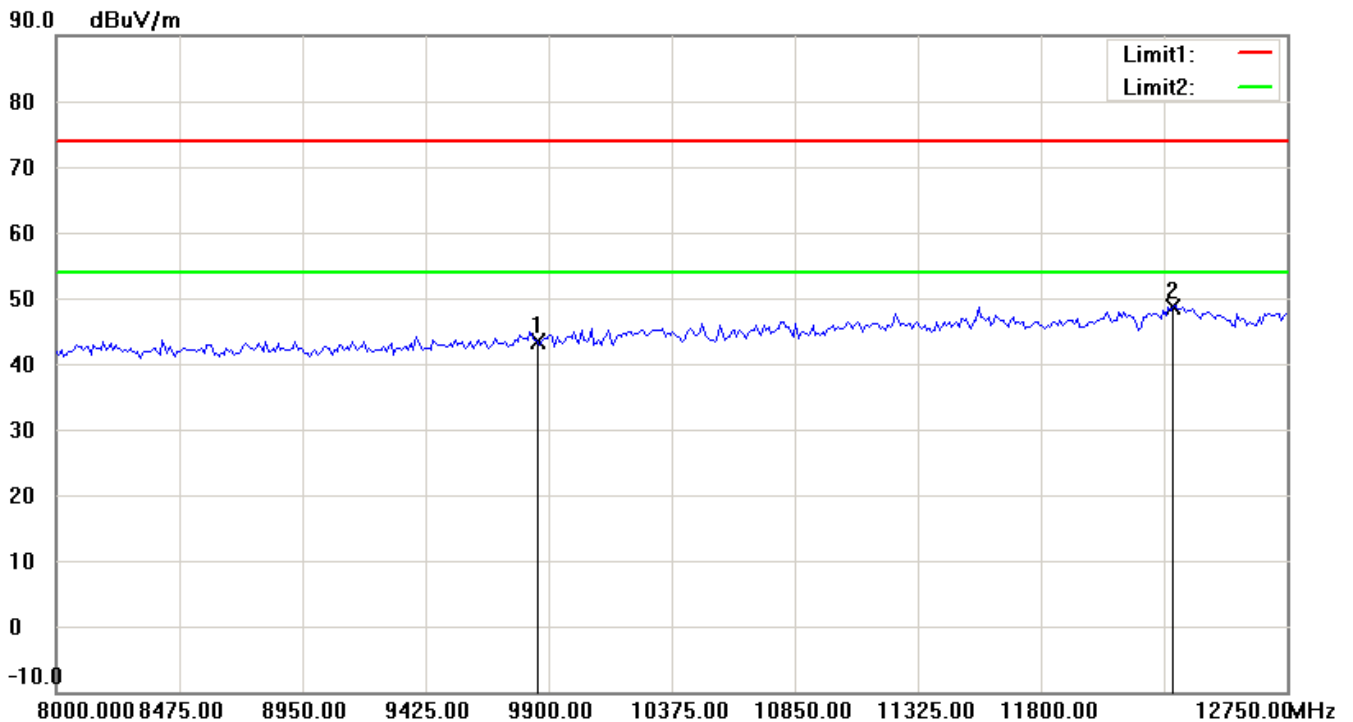
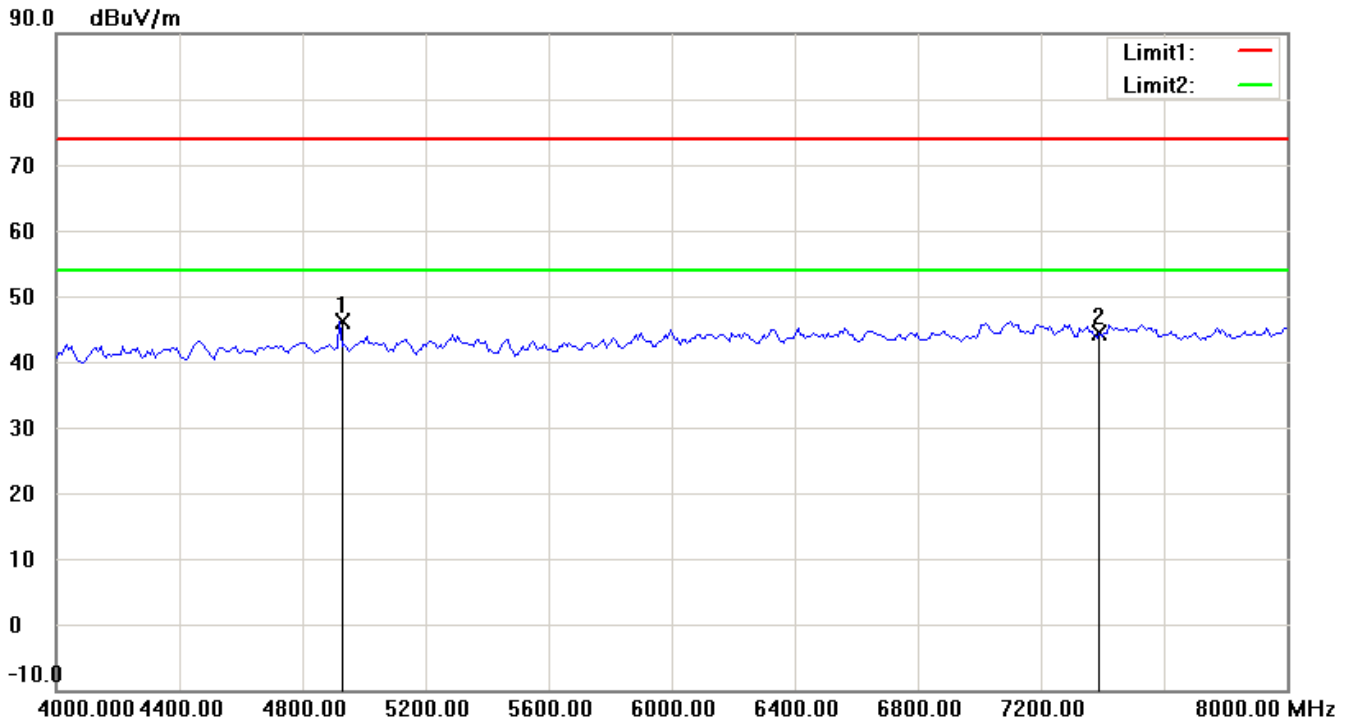
Up Line: Peak Limit Line Down Line: Ave Limit Line

Note:

1. The attached measurement plots are preliminarily pre-scanned with peak detector for determining the final checking frequencies and are for reference only.
2. The some frequencies may exceed the limit line without the specified detectors, but that cannot present the results are failed to the specification of test standard.
3. For corrected test results are listed in the relevant table of radiated test data of this test report.



Registration number: W6M21402-13807-C-1
FCC ID: VYTLP8097



Up Line: Peak Limit Line Down Line: Ave Limit Line

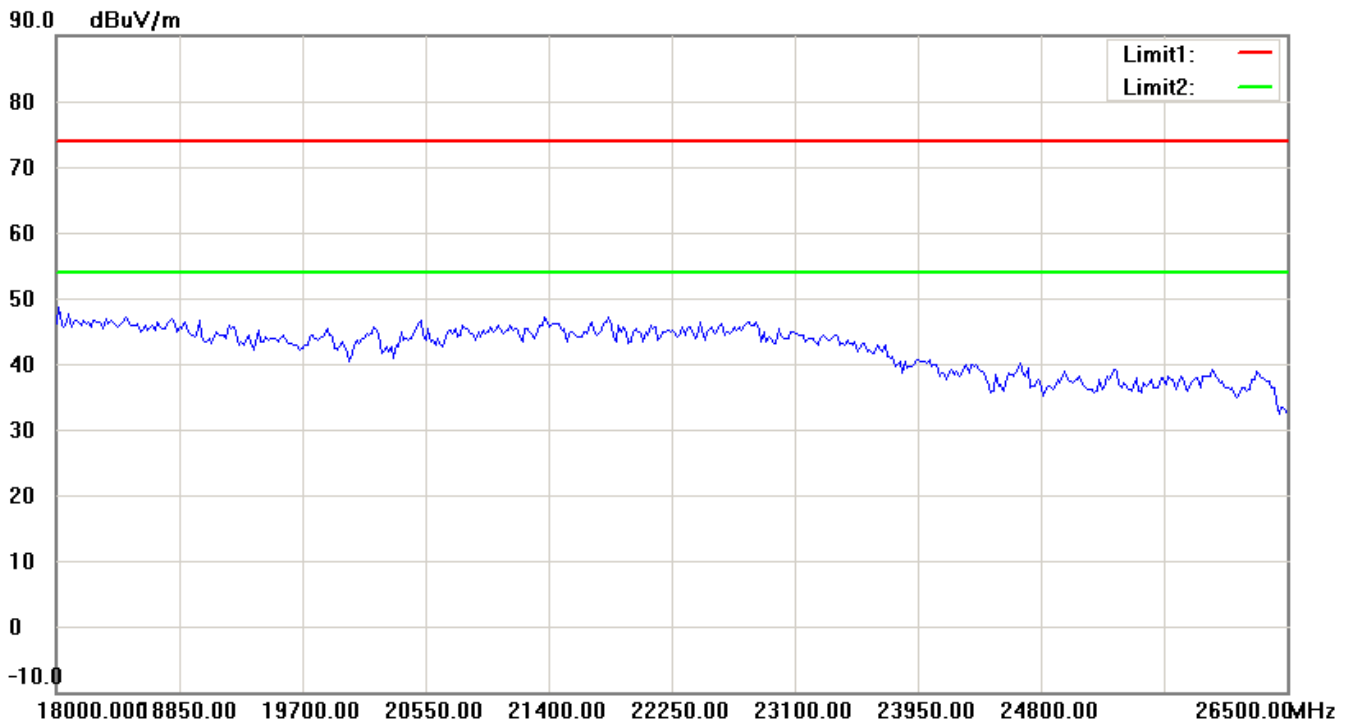
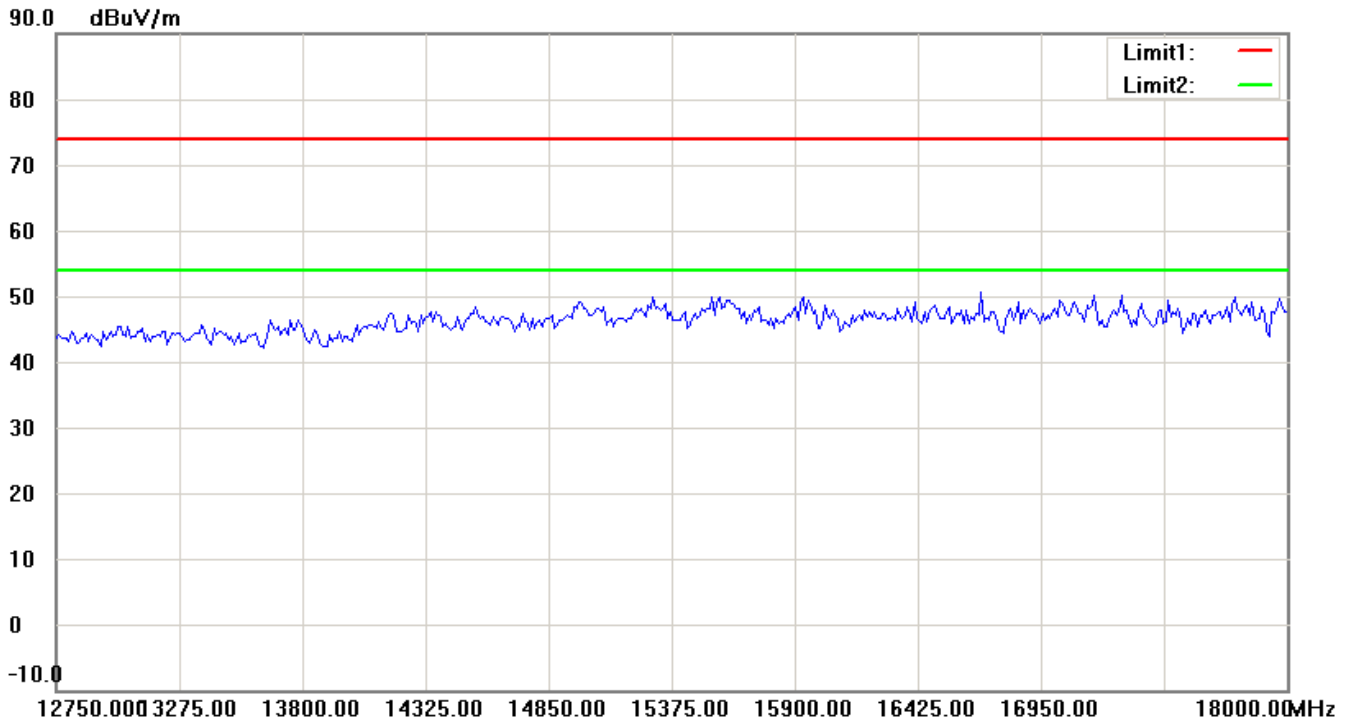
Note:

1. The attached measurement plots are preliminarily pre-scanned with peak detector for determining the final checking frequencies and are for reference only.
2. The some frequencies may exceed the limit line without the specified detectors, but that cannot present the results are failed to the specification of test standard.
3. For corrected test results are listed in the relevant table of radiated test data of this test report.



Worldwide Testing Services(Taiwan) Co., Ltd.

Registration number: W6M21402-13807-C-1
FCC ID: VYTLP8097



Up Line: Peak Limit Line Down Line: Ave Limit Line

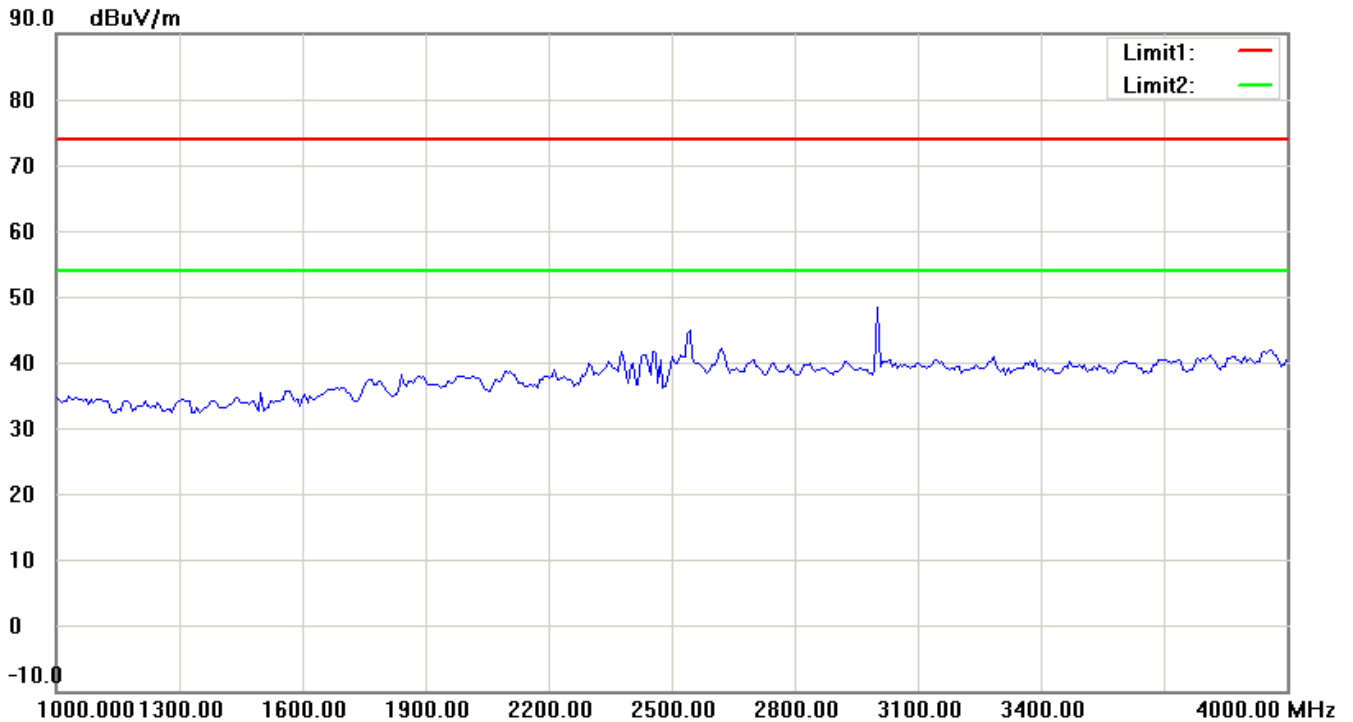
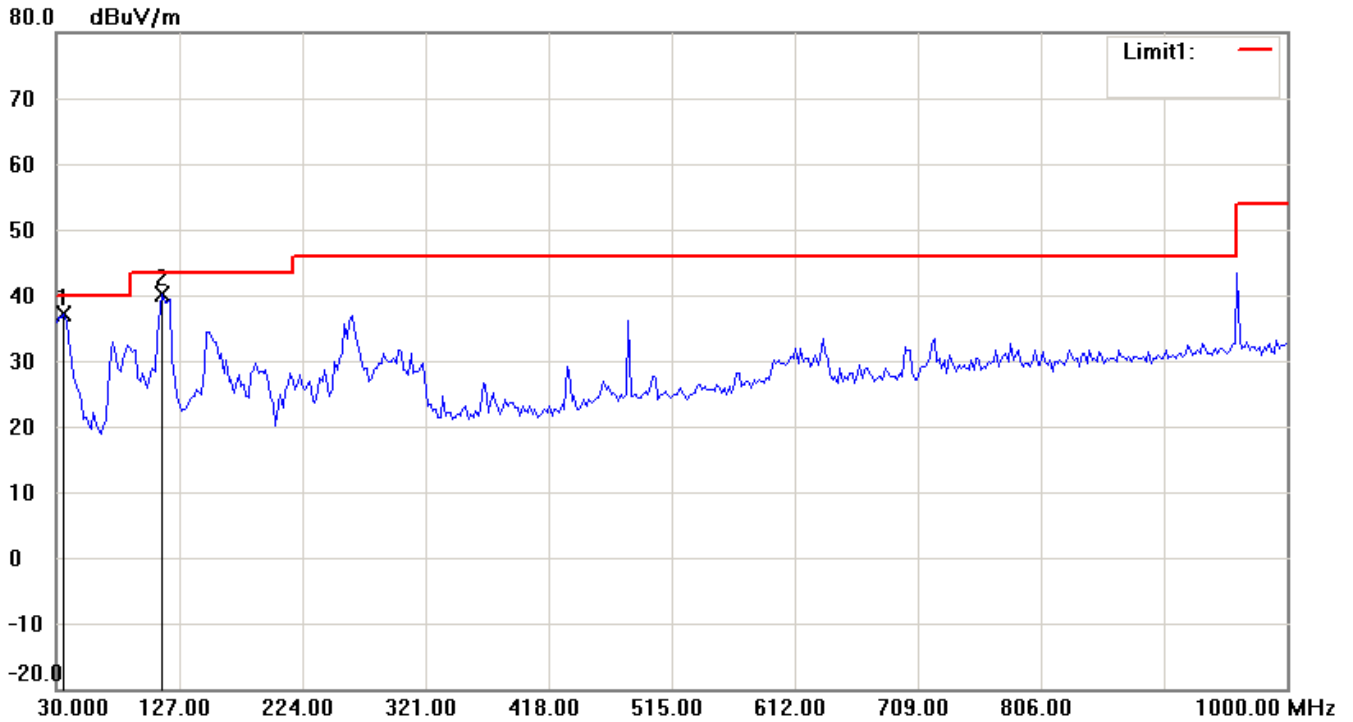
Note:

1. The attached measurement plots are preliminarily pre-scanned with peak detector for determining the final checking frequencies and are for reference only.
2. The some frequencies may exceed the limit line without the specified detectors, but that cannot present the results are failed to the specification of test standard.
3. For corrected test results are listed in the relevant table of radiated test data of this test report.



Registration number: W6M21402-13807-C-1
FCC ID: VYTLP8097

Antenna Polarization V



Up Line: Peak Limit Line Down Line: Ave Limit Line

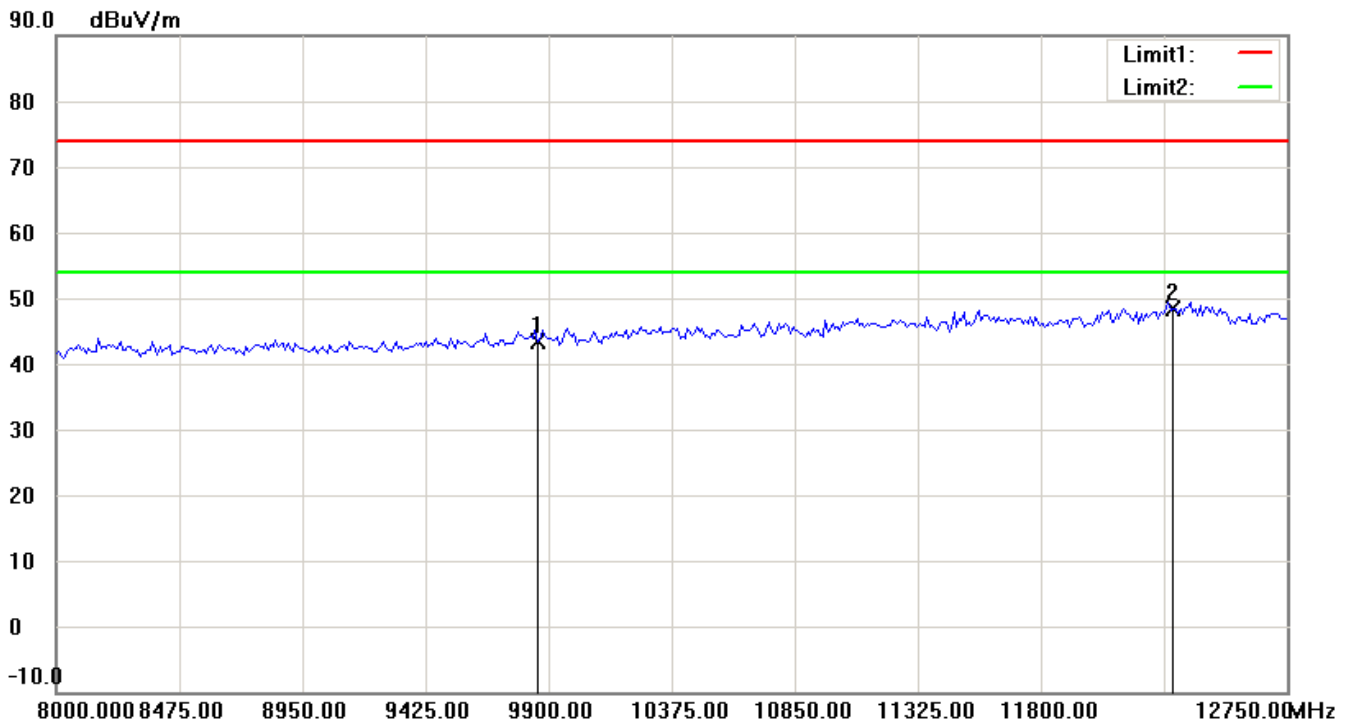
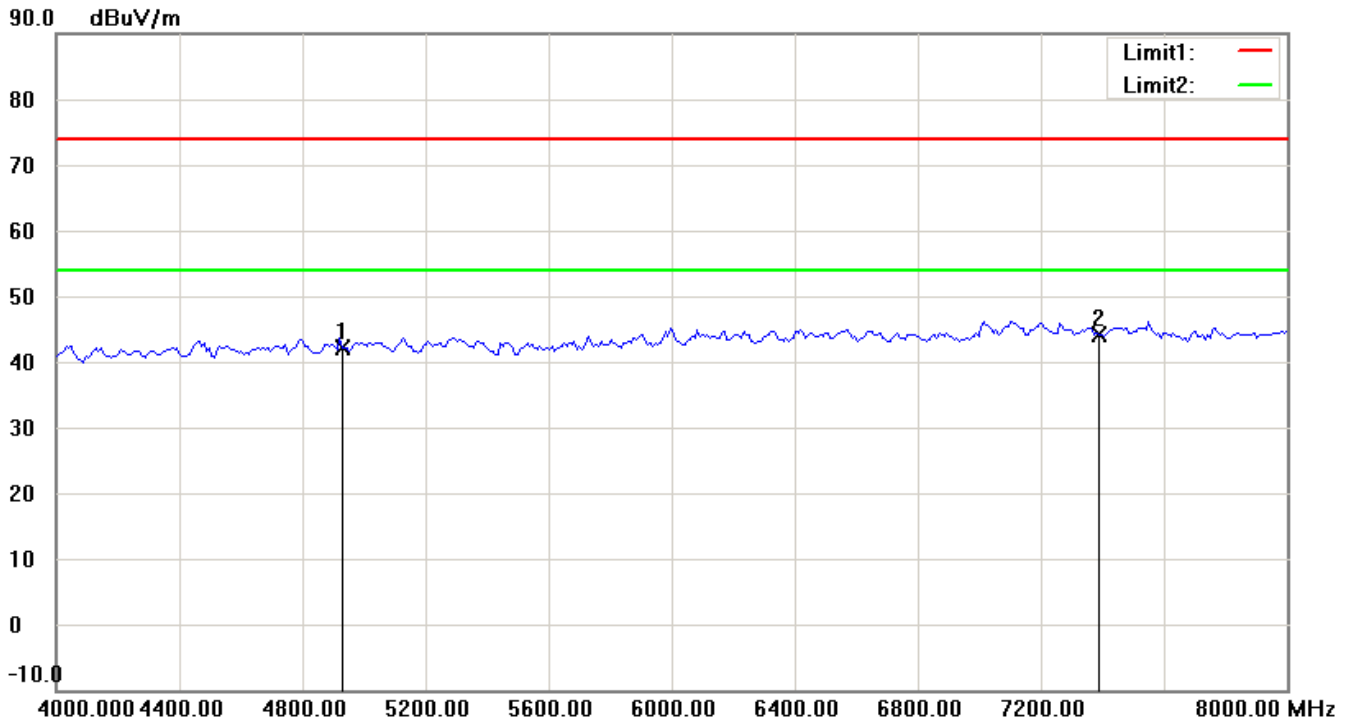
Note:

1. The attached measurement plots are preliminarily pre-scanned with peak detector for determining the final checking frequencies and are for reference only.
2. The some frequencies may exceed the limit line without the specified detectors, but that cannot present the results are failed to the specification of test standard.
3. For corrected test results are listed in the relevant table of radiated test data of this test report.



Worldwide Testing Services(Taiwan) Co., Ltd.

Registration number: W6M21402-13807-C-1
FCC ID: VYTLP8097



Up Line: Peak Limit Line Down Line: Ave Limit Line

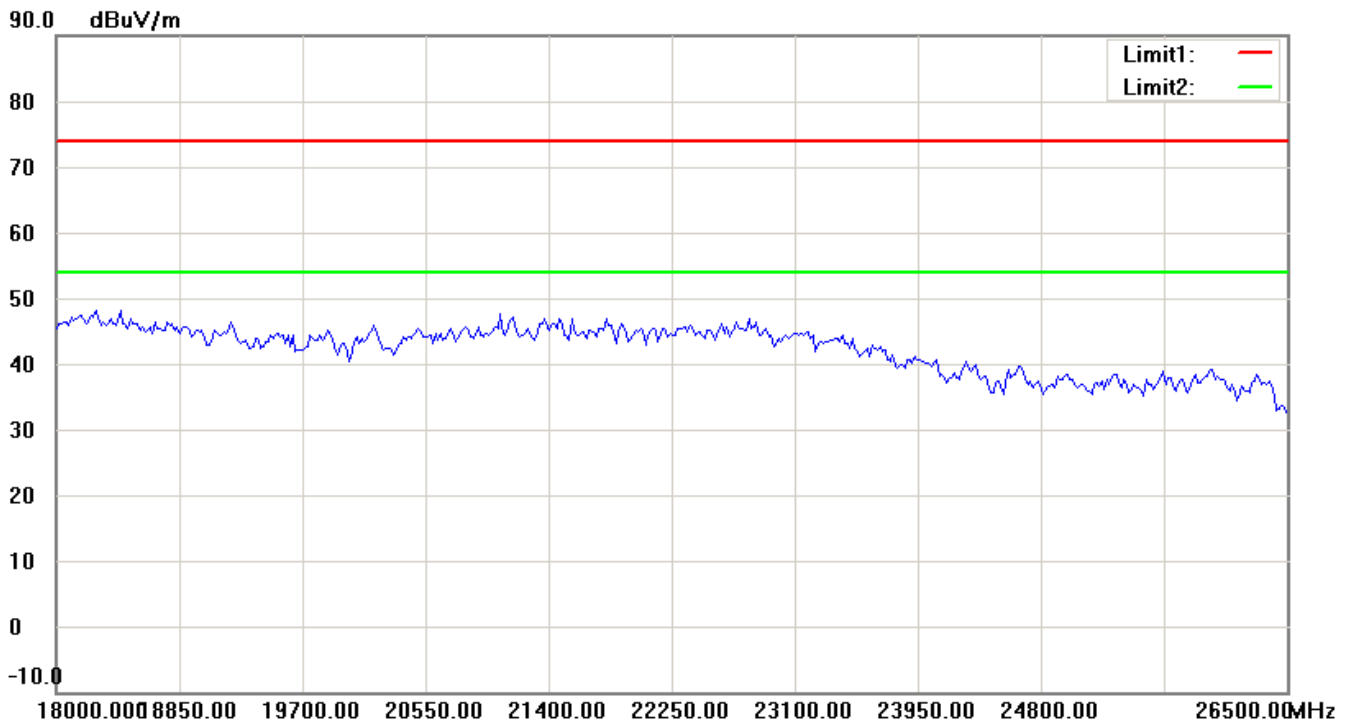
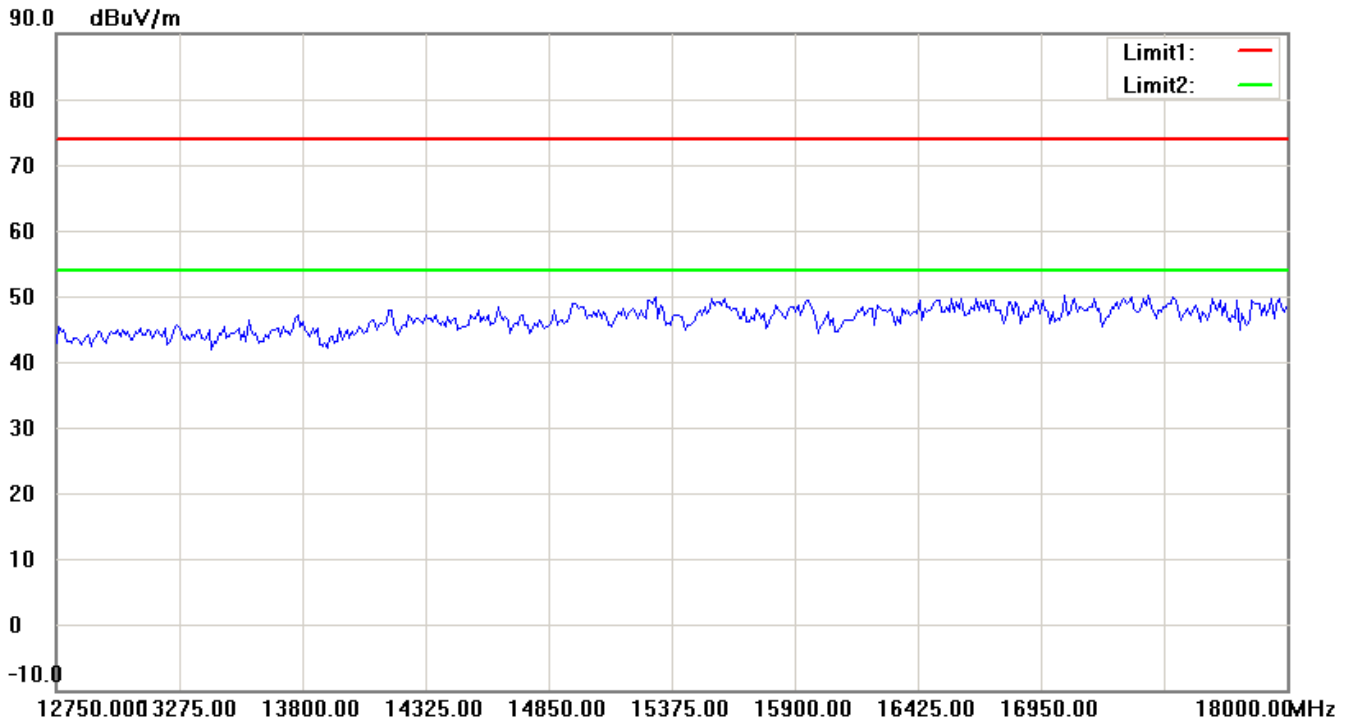
Note:

1. The attached measurement plots are preliminarily pre-scanned with peak detector for determining the final checking frequencies and are for reference only.
2. The some frequencies may exceed the limit line without the specified detectors, but that cannot present the results are failed to the specification of test standard.
3. For corrected test results are listed in the relevant table of radiated test data of this test report.



Worldwide Testing Services(Taiwan) Co., Ltd.

Registration number: W6M21402-13807-C-1
FCC ID: VYTLP8097



Up Line: Peak Limit Line Down Line: Ave Limit Line

Note:

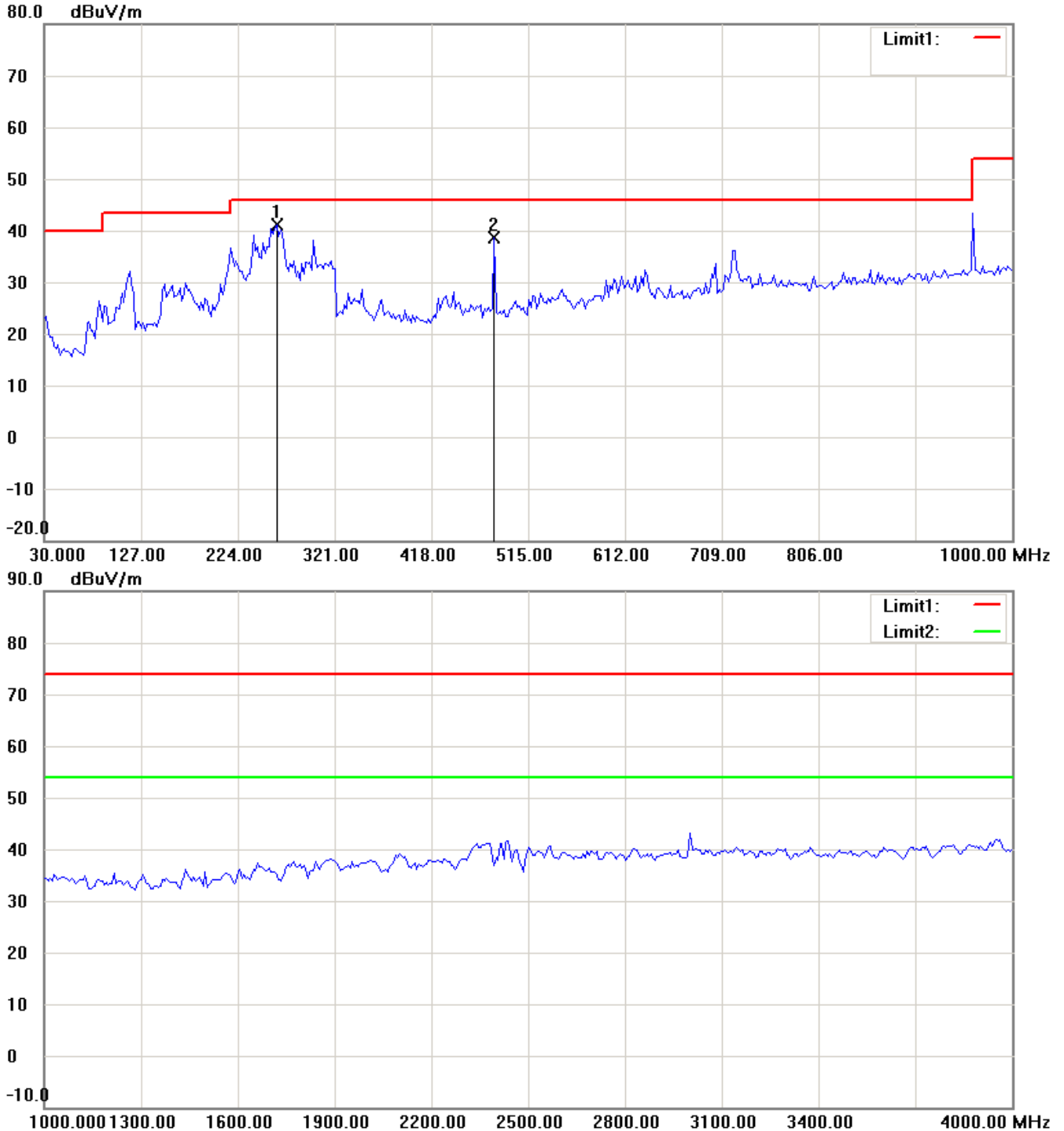
1. The attached measurement plots are preliminarily pre-scanned with peak detector for determining the final checking frequencies and are for reference only.
2. The some frequencies may exceed the limit line without the specified detectors, but that cannot present the results are failed to the specification of test standard.
3. For corrected test results are listed in the relevant table of radiated test data of this test report.



Registration number: W6M21402-13807-C-1
FCC ID: VYTLP8097

802.11g 2412MHz

Antenna Polarization H



Up Line: Peak Limit Line Down Line: Ave Limit Line

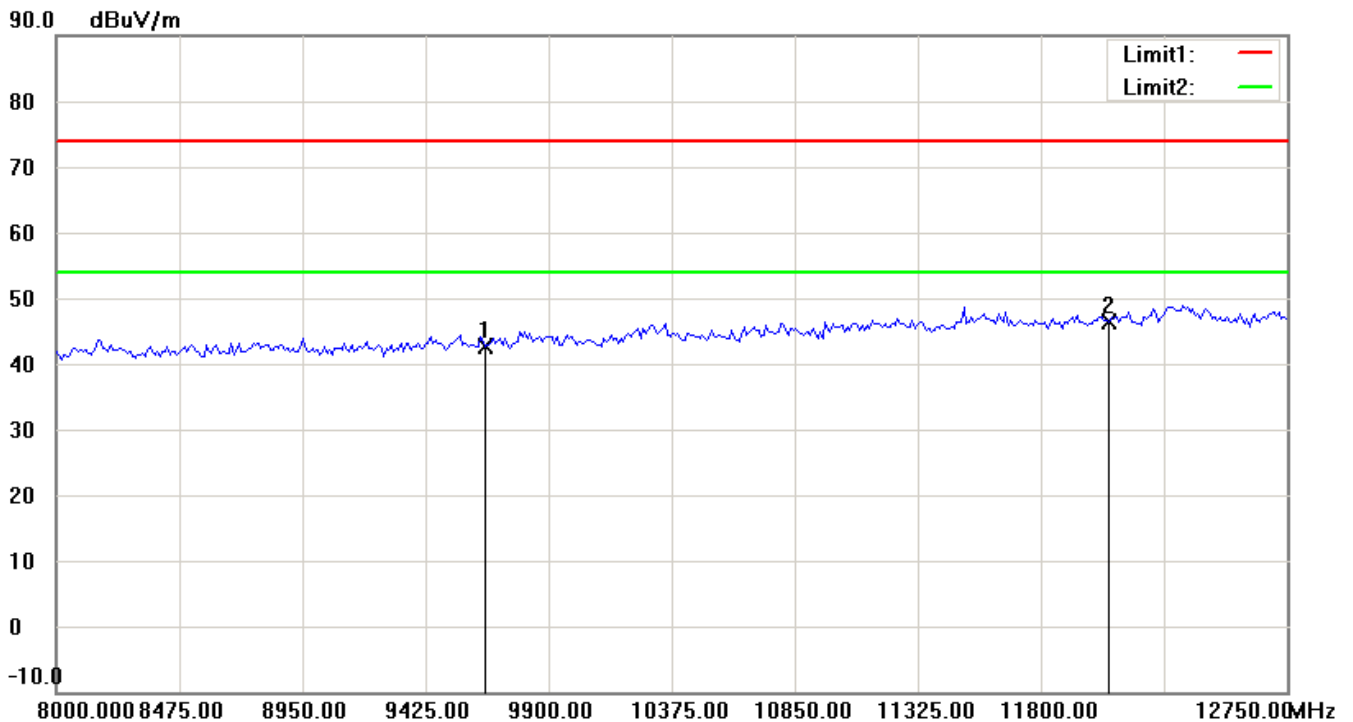
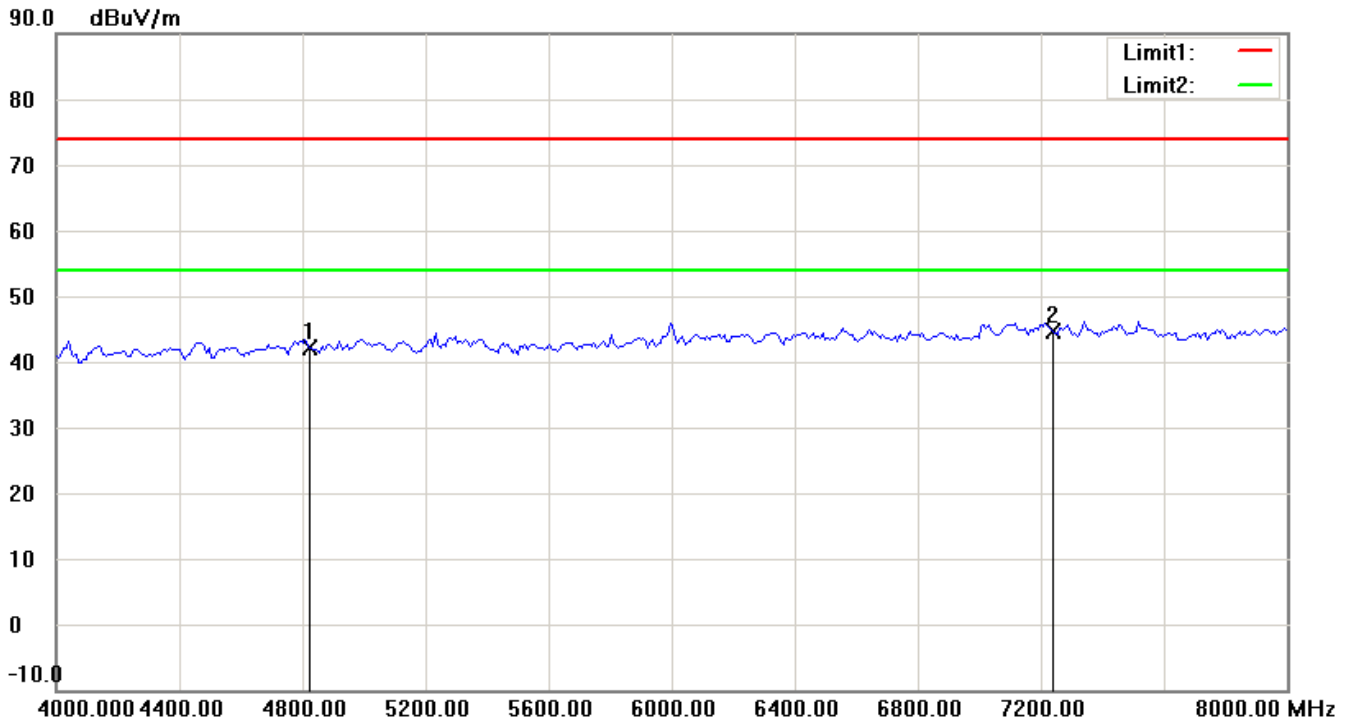
Note:

1. The attached measurement plots are preliminarily pre-scanned with peak detector for determining the final checking frequencies and are for reference only.
2. The some frequencies may exceed the limit line without the specified detectors, but that cannot present the results are failed to the specification of test standard.
3. For corrected test results are listed in the relevant table of radiated test data of this test report.



Worldwide Testing Services(Taiwan) Co., Ltd.

Registration number: W6M21402-13807-C-1
FCC ID: VYTLP8097



Up Line: Peak Limit Line Down Line: Ave Limit Line

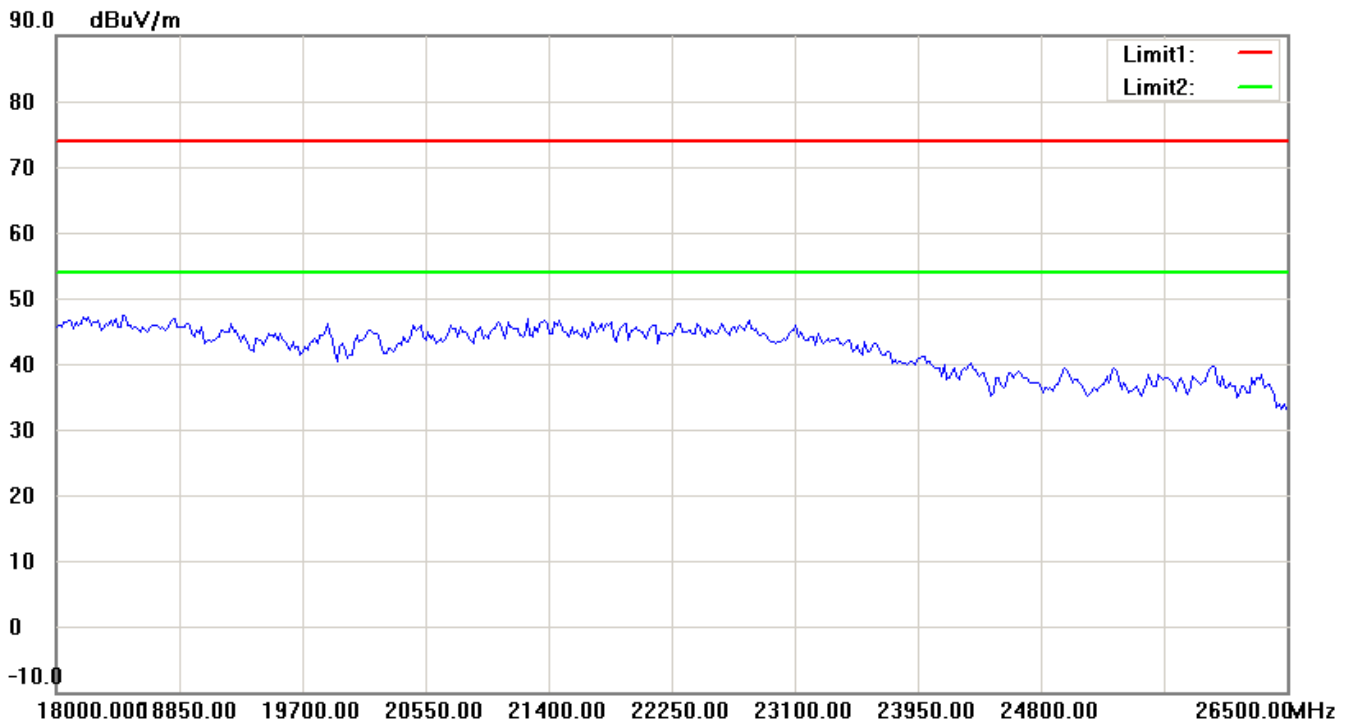
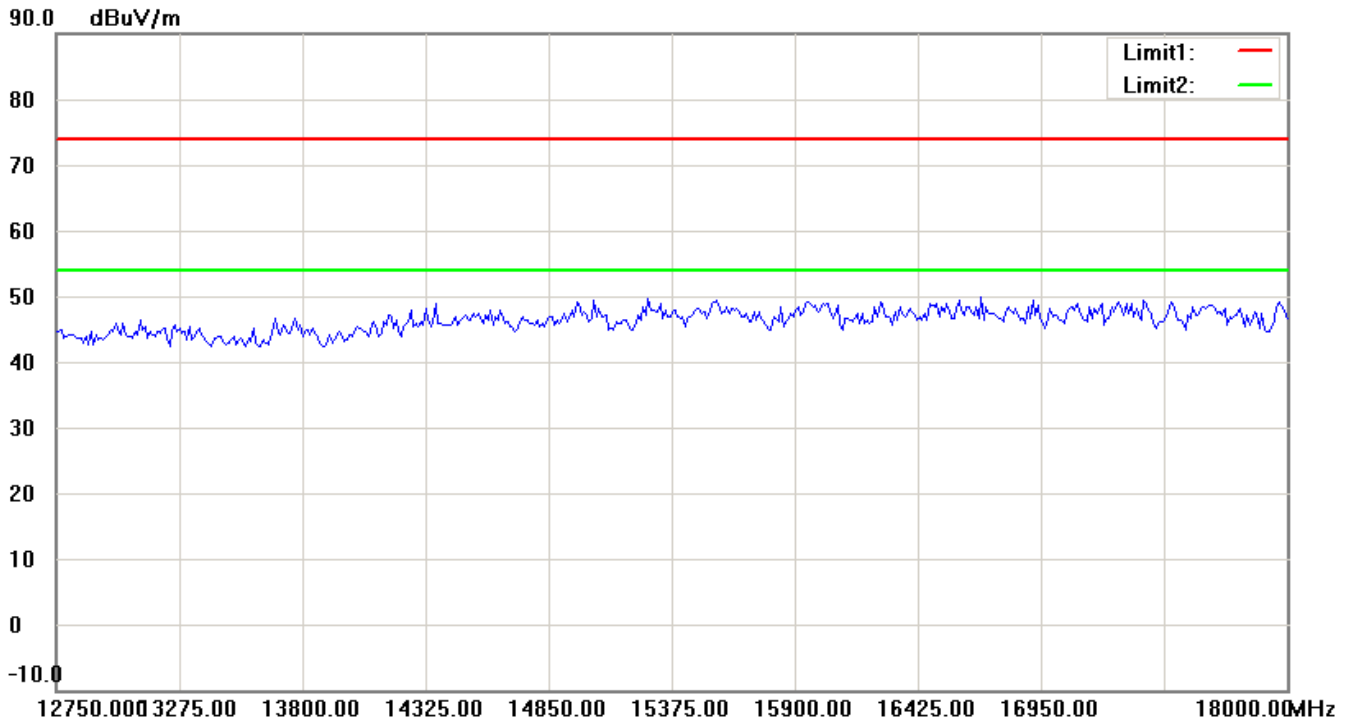
Note:

1. The attached measurement plots are preliminarily pre-scanned with peak detector for determining the final checking frequencies and are for reference only.
2. The some frequencies may exceed the limit line without the specified detectors, but that cannot present the results are failed to the specification of test standard.
3. For corrected test results are listed in the relevant table of radiated test data of this test report.



Worldwide Testing Services(Taiwan) Co., Ltd.


Registration number: W6M21402-13807-C-1
FCC ID: VYTLP8097



Up Line: Peak Limit Line Down Line: Ave Limit Line

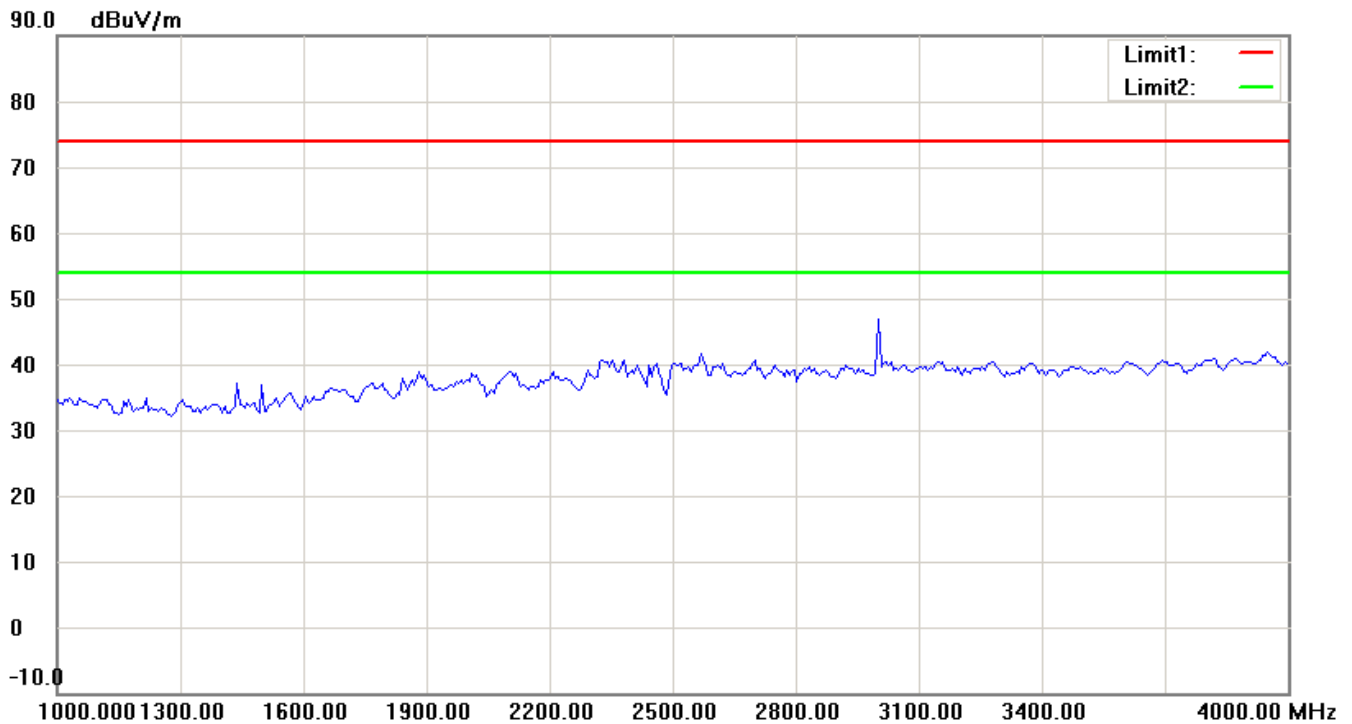
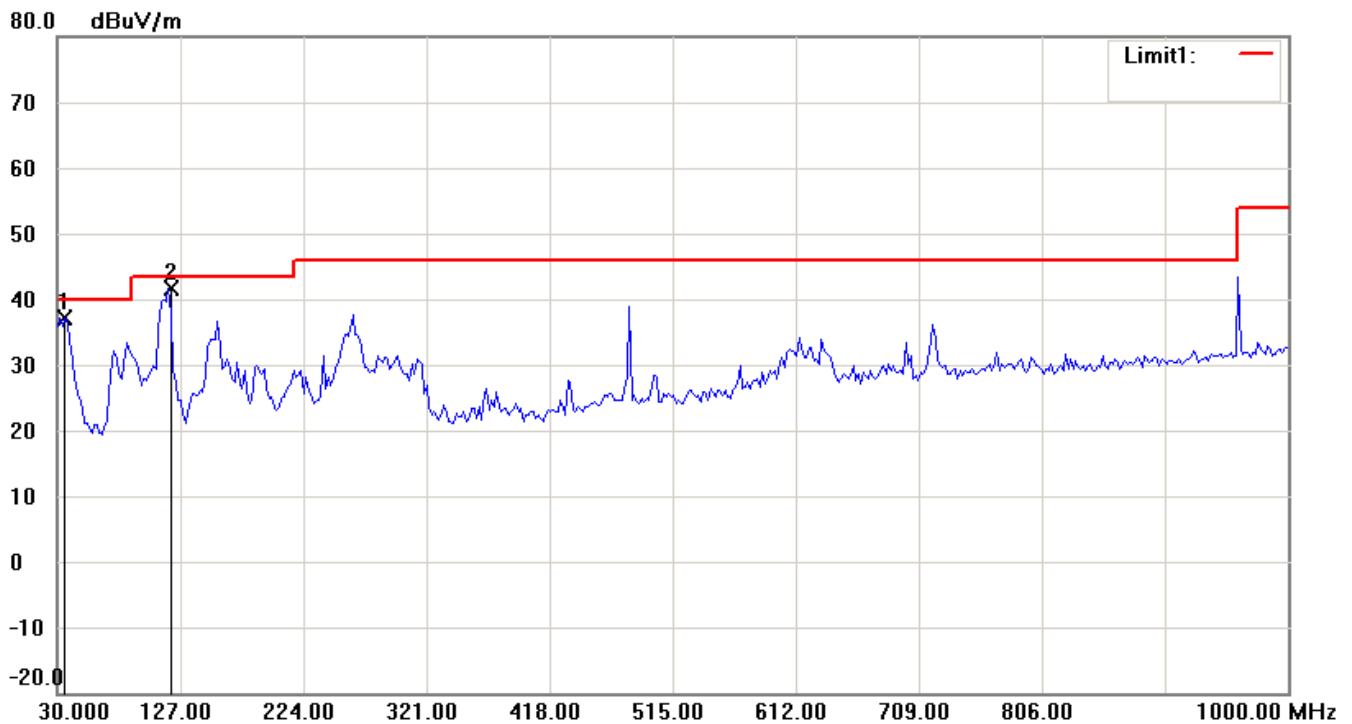
Note:

1. The attached measurement plots are preliminarily pre-scanned with peak detector for determining the final checking frequencies and are for reference only.
2. The some frequencies may exceed the limit line without the specified detectors, but that cannot present the results are failed to the specification of test standard.
3. For corrected test results are listed in the relevant table of radiated test data of this test report.



Registration number: W6M21402-13807-C-1
FCC ID: VYTLP8097


Antenna Polarization V



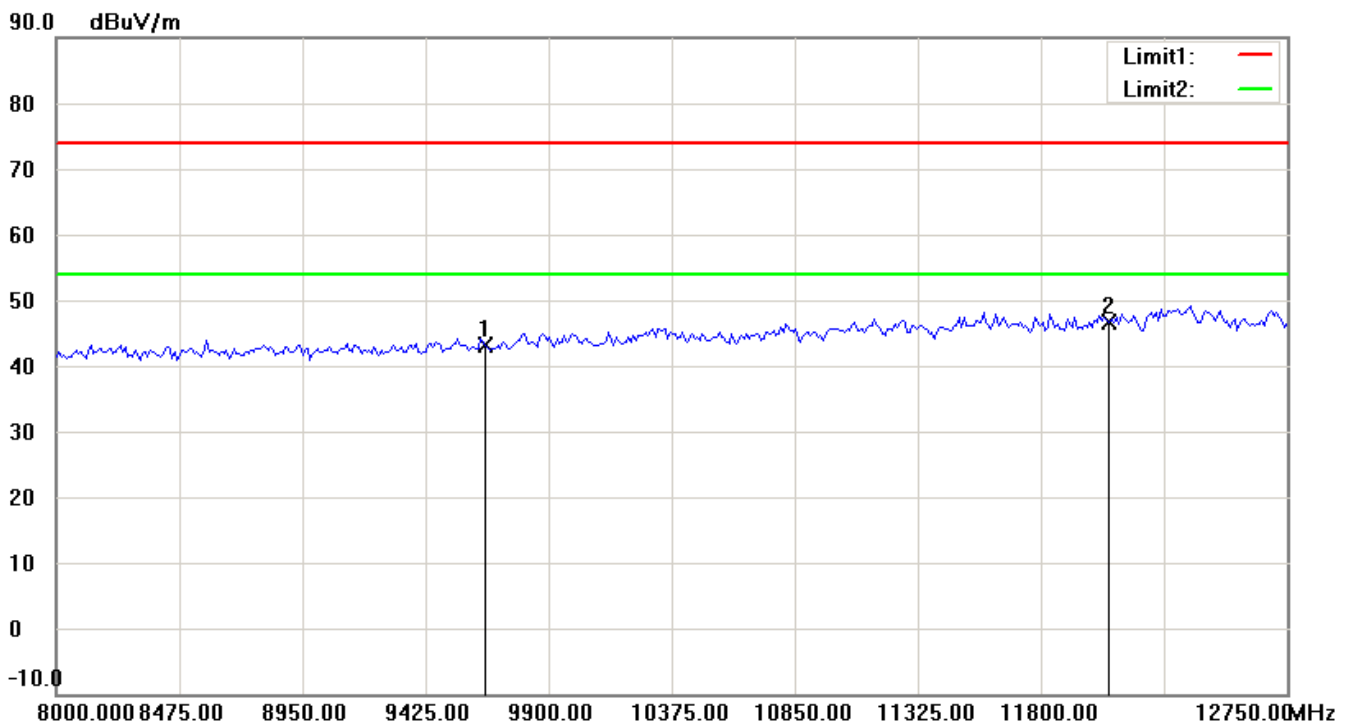
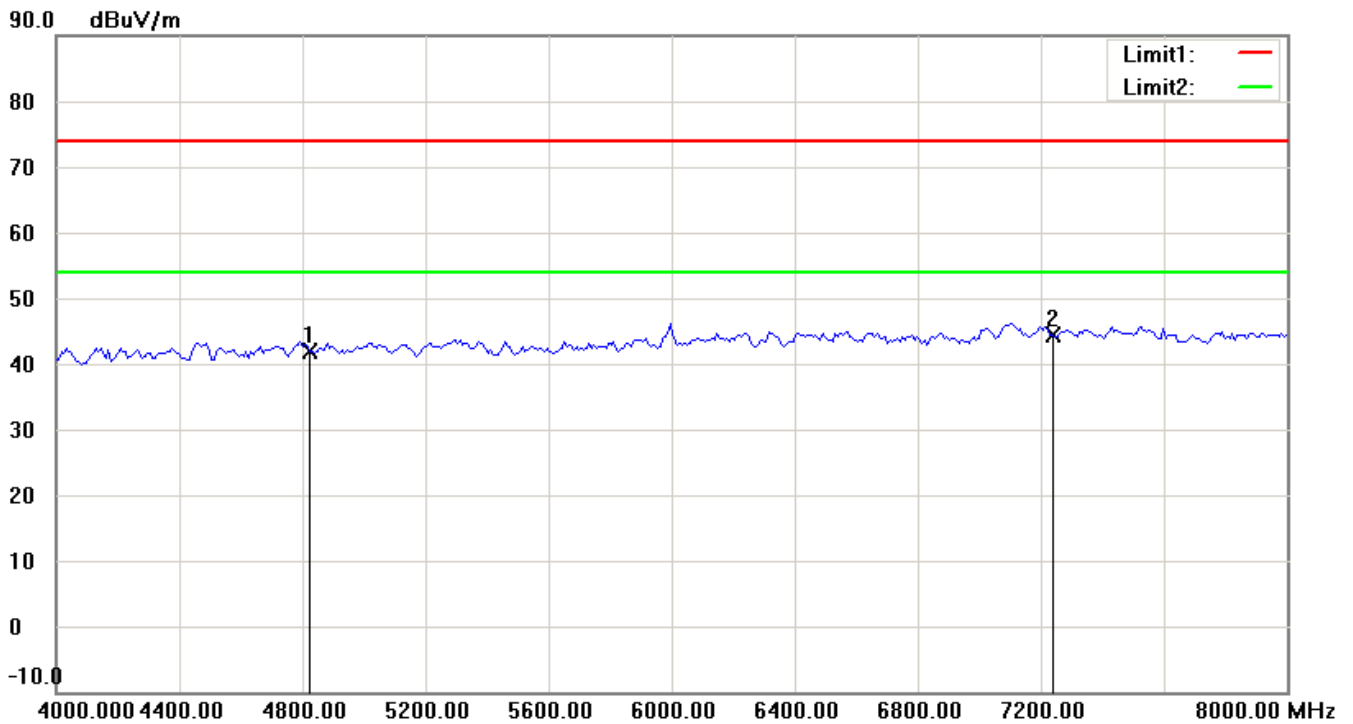
Up Line: Peak Limit Line Down Line: Ave Limit Line

Note:

1. The attached measurement plots are preliminarily pre-scanned with peak detector for determining the final checking frequencies and are for reference only.
2. The some frequencies may exceed the limit line without the specified detectors, but that cannot present the results are failed to the specification of test standard.
3. For corrected test results are listed in the relevant table of radiated test data of this test report.



Registration number: W6M21402-13807-C-1
FCC ID: VYTLP8097



Up Line: Peak Limit Line Down Line: Ave Limit Line

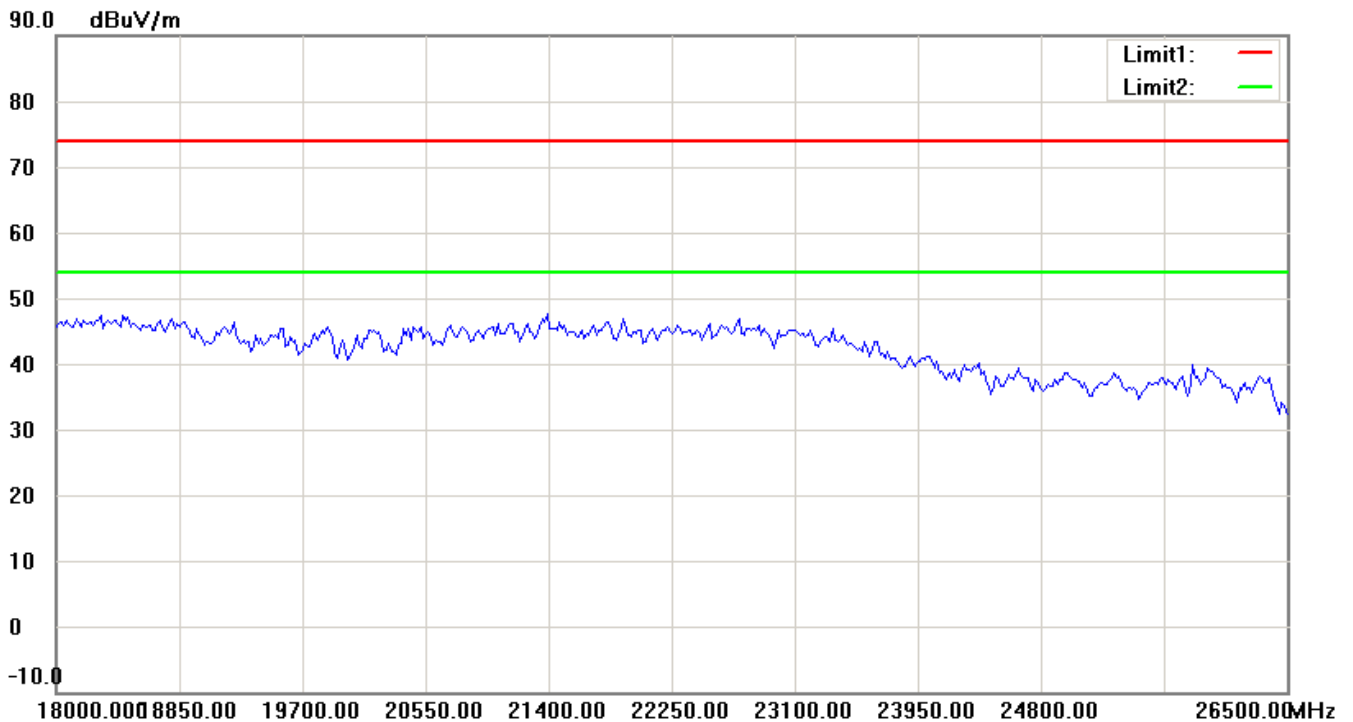
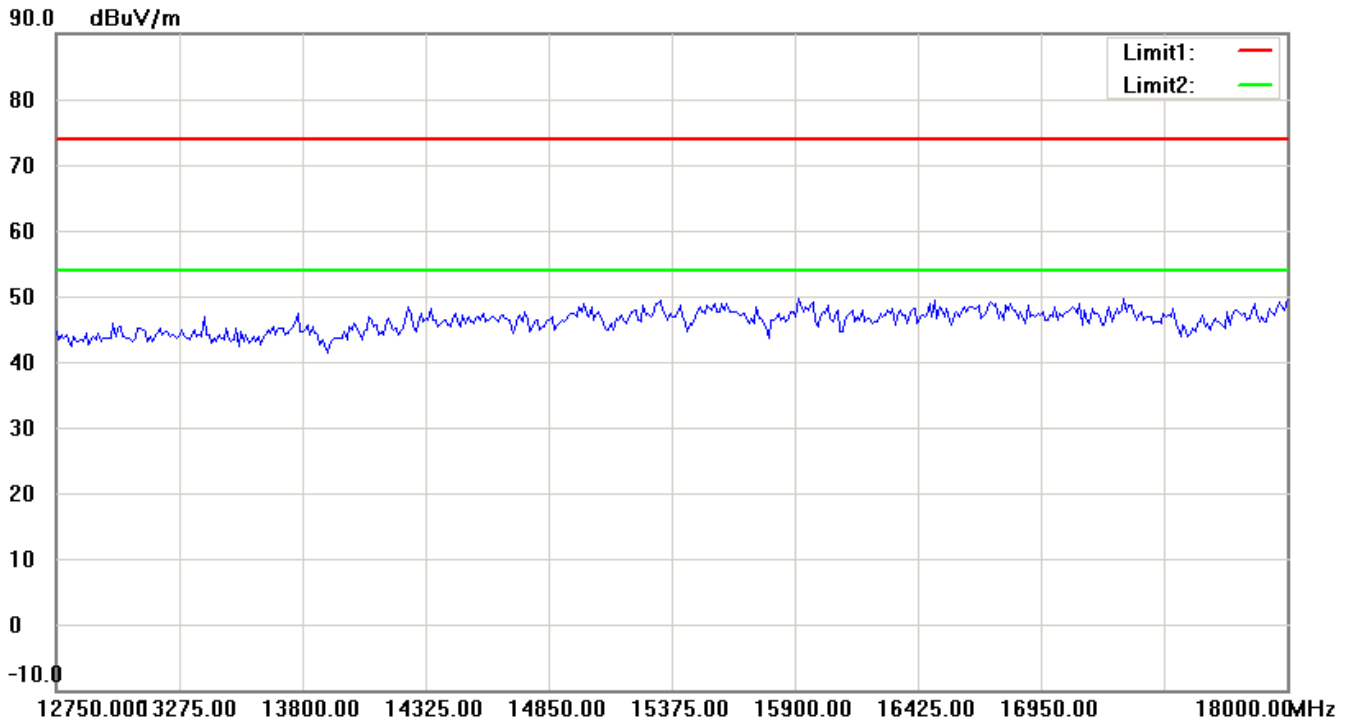
Note:

1. The attached measurement plots are preliminarily pre-scanned with peak detector for determining the final checking frequencies and are for reference only.
2. The some frequencies may exceed the limit line without the specified detectors, but that cannot present the results are failed to the specification of test standard.
3. For corrected test results are listed in the relevant table of radiated test data of this test report.



Worldwide Testing Services(Taiwan) Co., Ltd.

Registration number: W6M21402-13807-C-1
FCC ID: VYTLP8097



Up Line: Peak Limit Line Down Line: Ave Limit Line

Note:

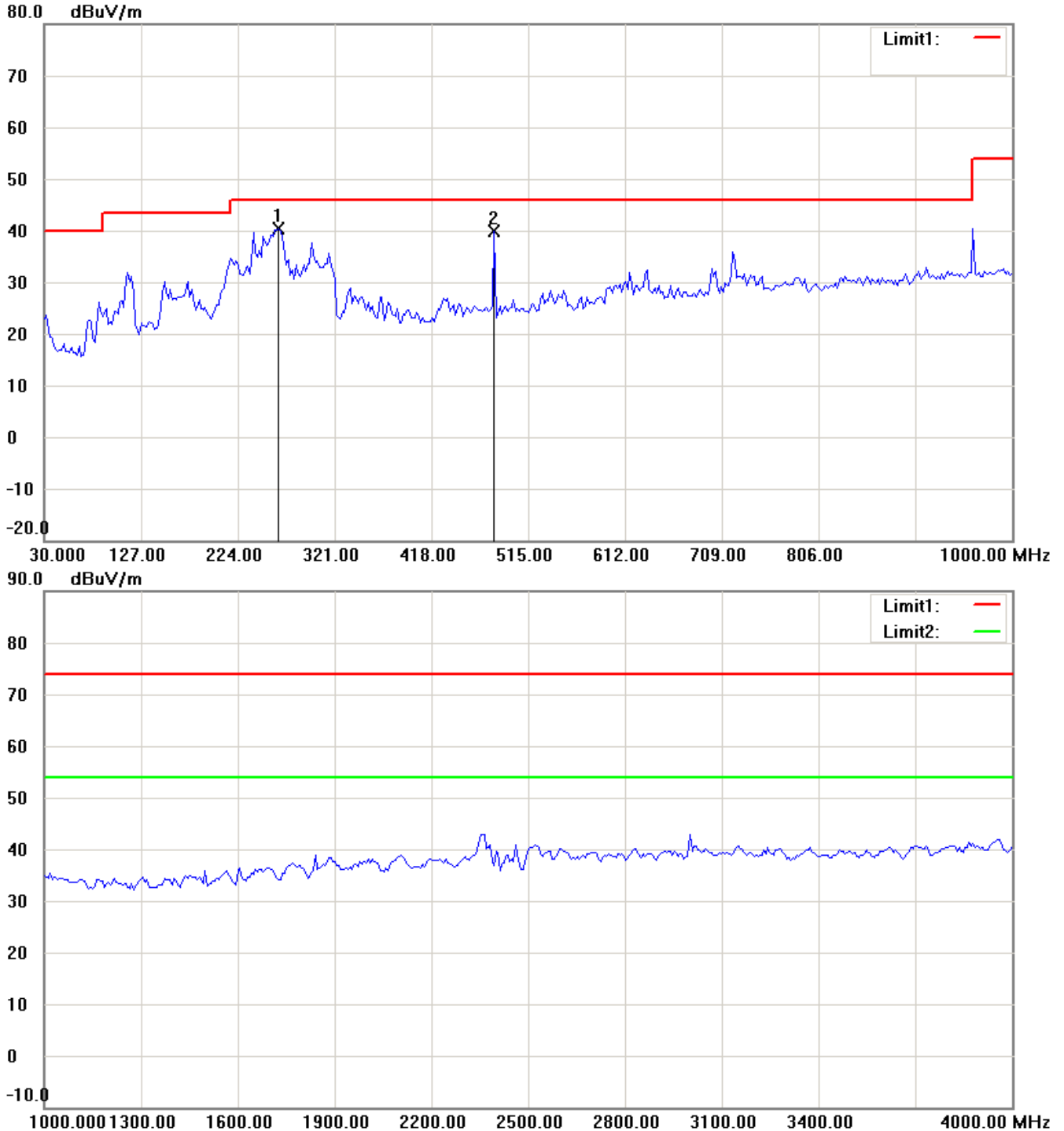
1. The attached measurement plots are preliminarily pre-scanned with peak detector for determining the final checking frequencies and are for reference only.
2. The some frequencies may exceed the limit line without the specified detectors, but that cannot present the results are failed to the specification of test standard.
3. For corrected test results are listed in the relevant table of radiated test data of this test report.



Registration number: W6M21402-13807-C-1
FCC ID: VYTLP8097

802.11g 2437MHz

Antenna Polarization H



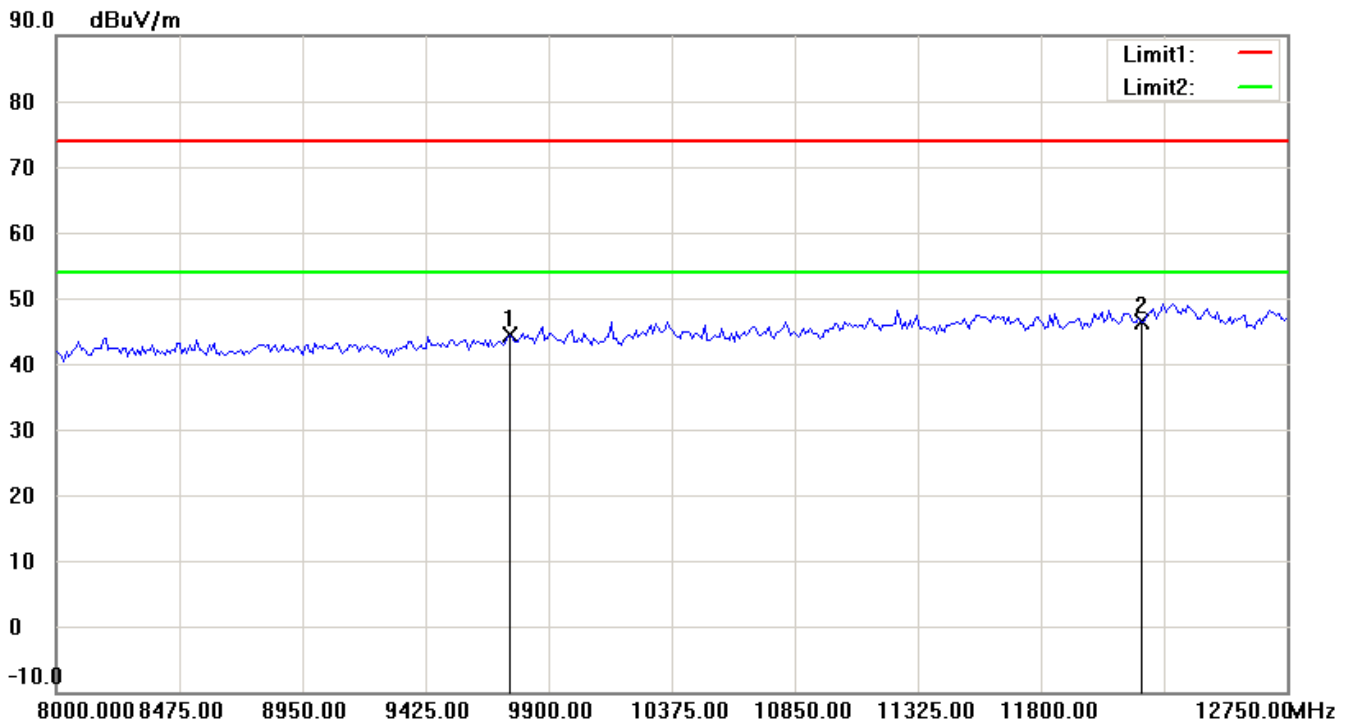
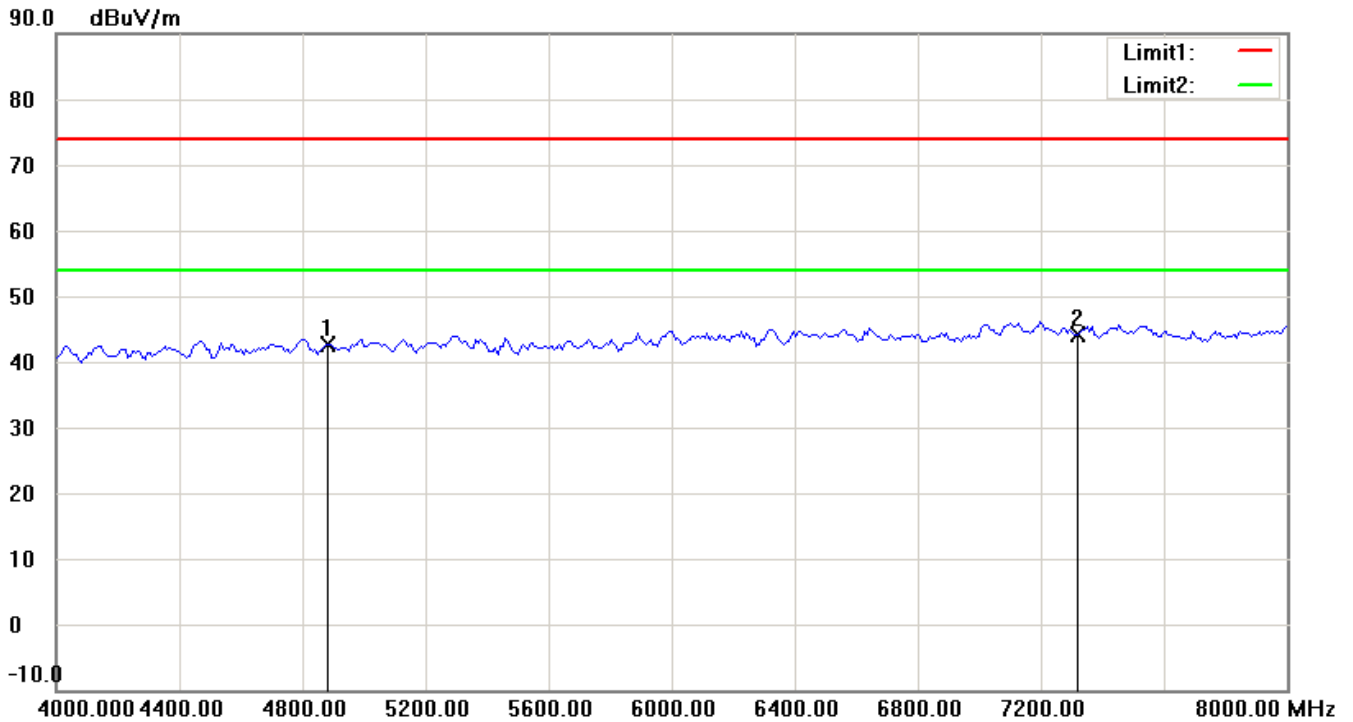
Up Line: Peak Limit Line Down Line: Ave Limit Line

Note:

1. The attached measurement plots are preliminarily pre-scanned with peak detector for determining the final checking frequencies and are for reference only.
2. The some frequencies may exceed the limit line without the specified detectors, but that cannot present the results are failed to the specification of test standard.
3. For corrected test results are listed in the relevant table of radiated test data of this test report.



Registration number: W6M21402-13807-C-1
FCC ID: VYTLP8097



Up Line: Peak Limit Line Down Line: Ave Limit Line

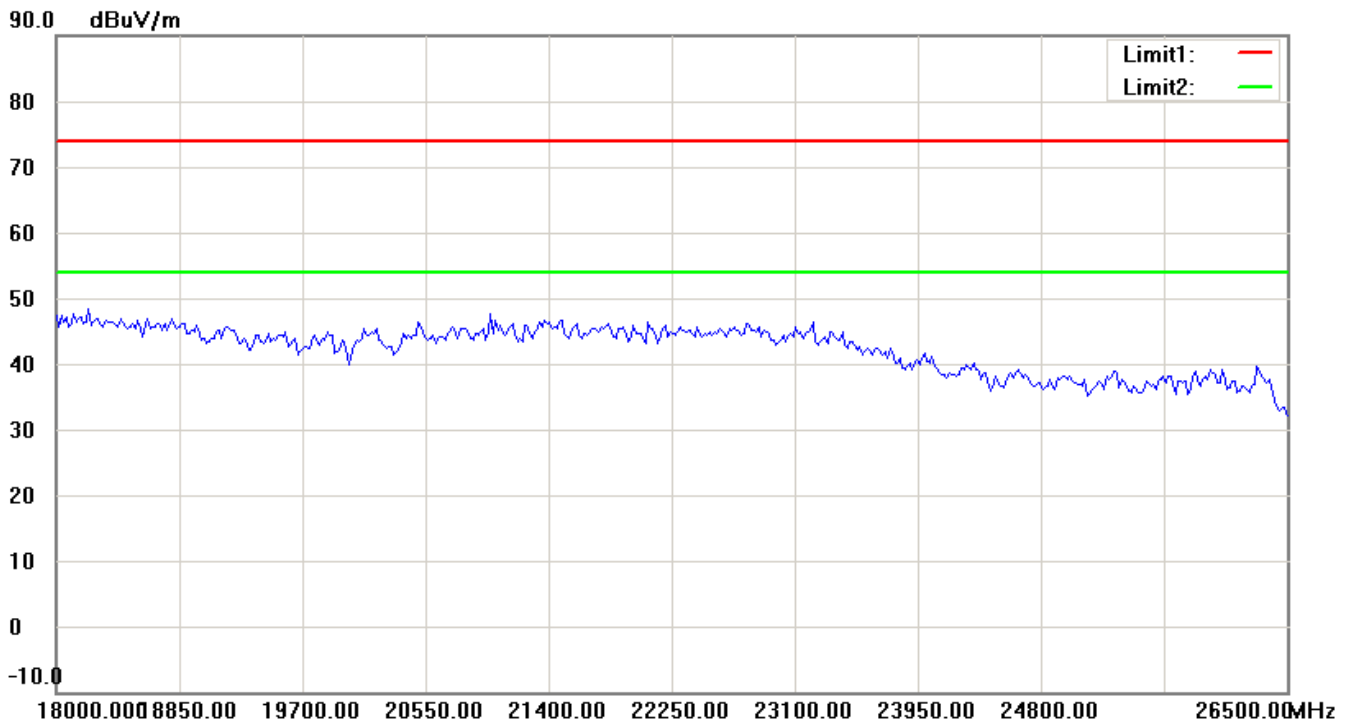
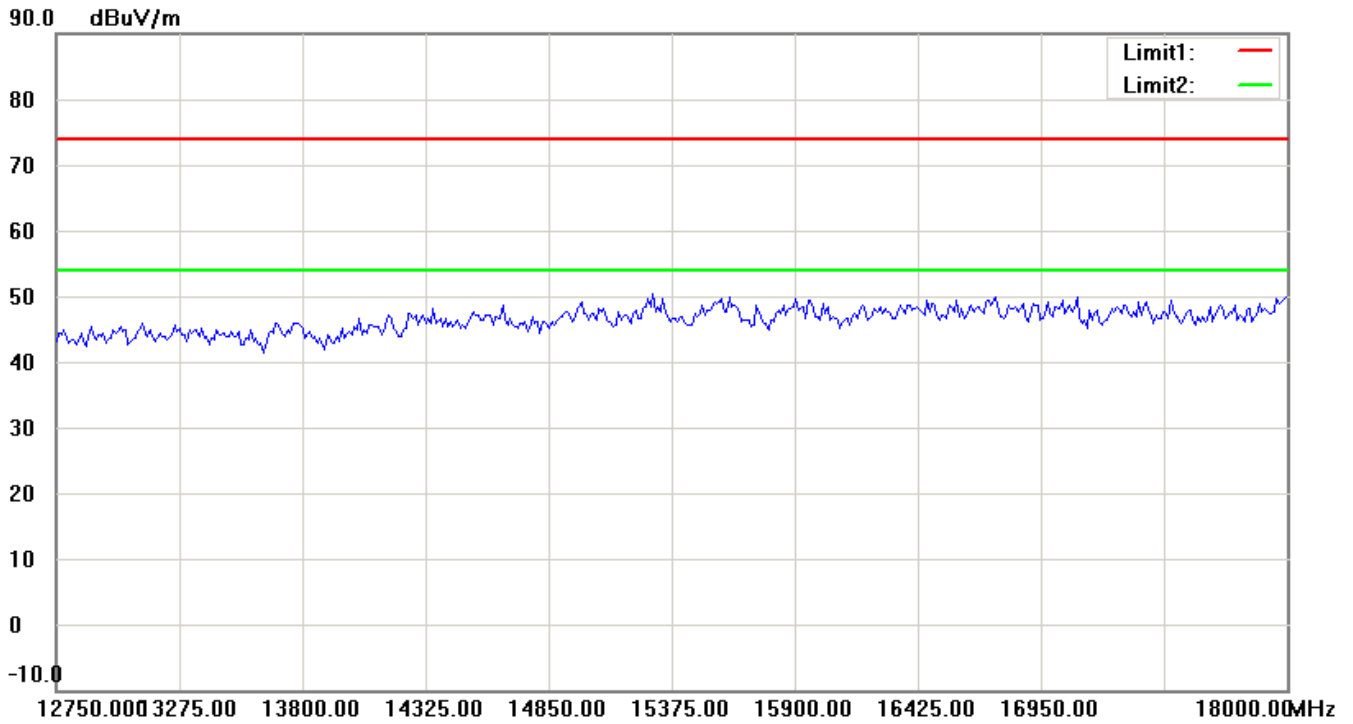
Note:

1. The attached measurement plots are preliminarily pre-scanned with peak detector for determining the final checking frequencies and are for reference only.
2. The some frequencies may exceed the limit line without the specified detectors, but that cannot present the results are failed to the specification of test standard.
3. For corrected test results are listed in the relevant table of radiated test data of this test report.



Worldwide Testing Services(Taiwan) Co., Ltd.

Registration number: W6M21402-13807-C-1
FCC ID: VYTLP8097



Up Line: Peak Limit Line Down Line: Ave Limit Line

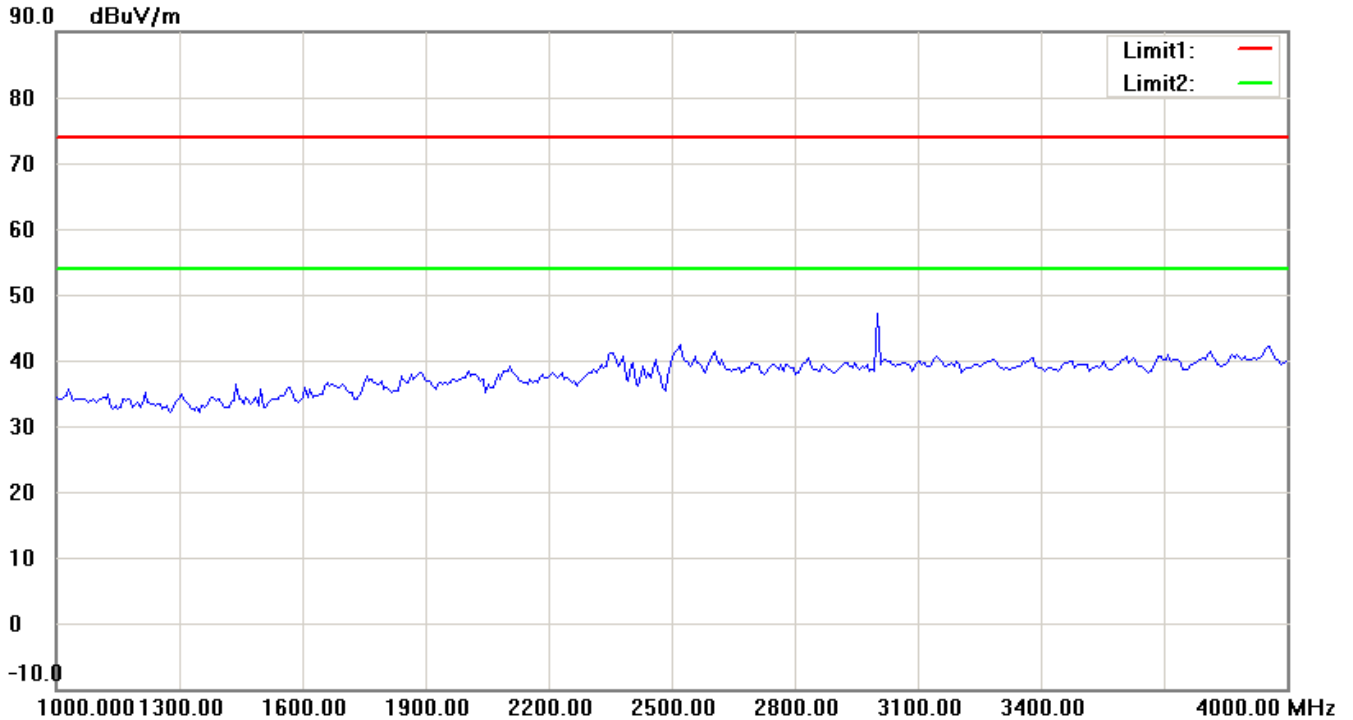
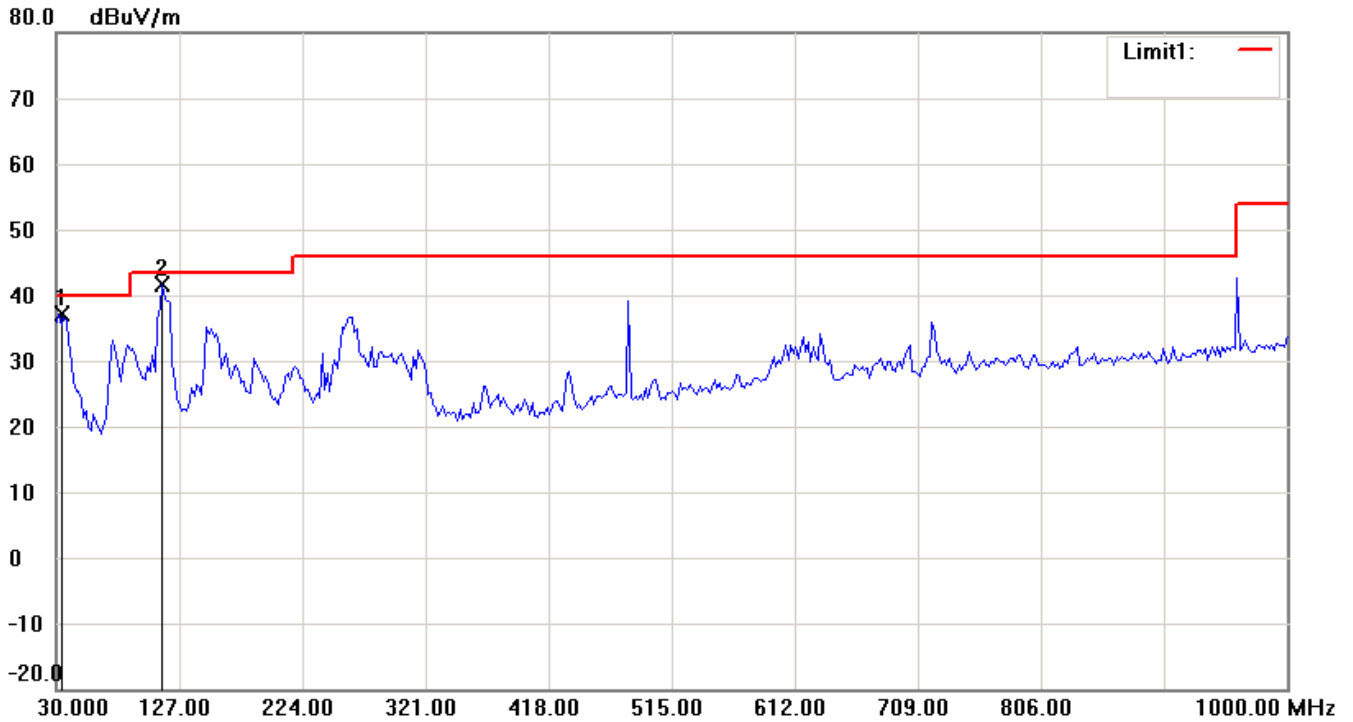
Note:

1. The attached measurement plots are preliminarily pre-scanned with peak detector for determining the final checking frequencies and are for reference only.
2. The some frequencies may exceed the limit line without the specified detectors, but that cannot present the results are failed to the specification of test standard.
3. For corrected test results are listed in the relevant table of radiated test data of this test report.



Registration number: W6M21402-13807-C-1
FCC ID: VYTLP8097


Antenna Polarization V



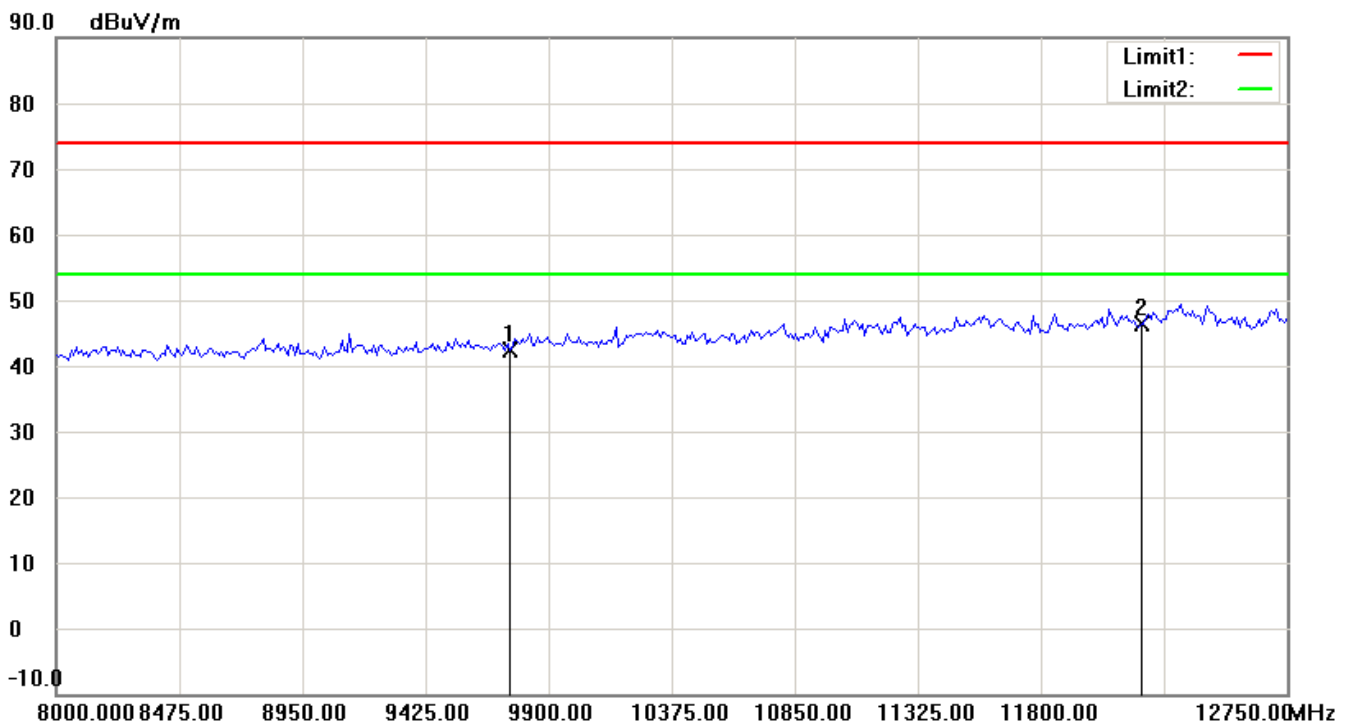
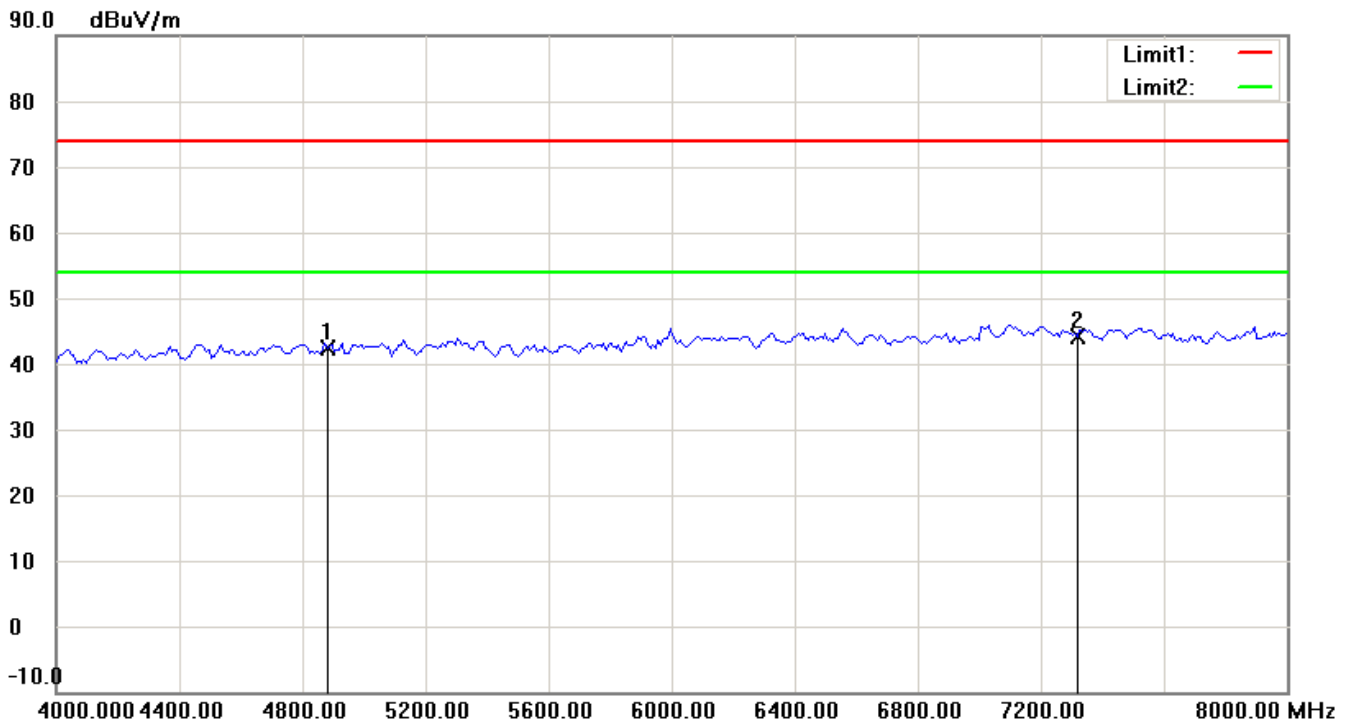
Up Line: Peak Limit Line Down Line: Ave Limit Line

Note:

1. The attached measurement plots are preliminarily pre-scanned with peak detector for determining the final checking frequencies and are for reference only.
2. The some frequencies may exceed the limit line without the specified detectors, but that cannot present the results are failed to the specification of test standard.
3. For corrected test results are listed in the relevant table of radiated test data of this test report.




Registration number: W6M21402-13807-C-1
FCC ID: VYTLP8097



Up Line: Peak Limit Line Down Line: Ave Limit Line

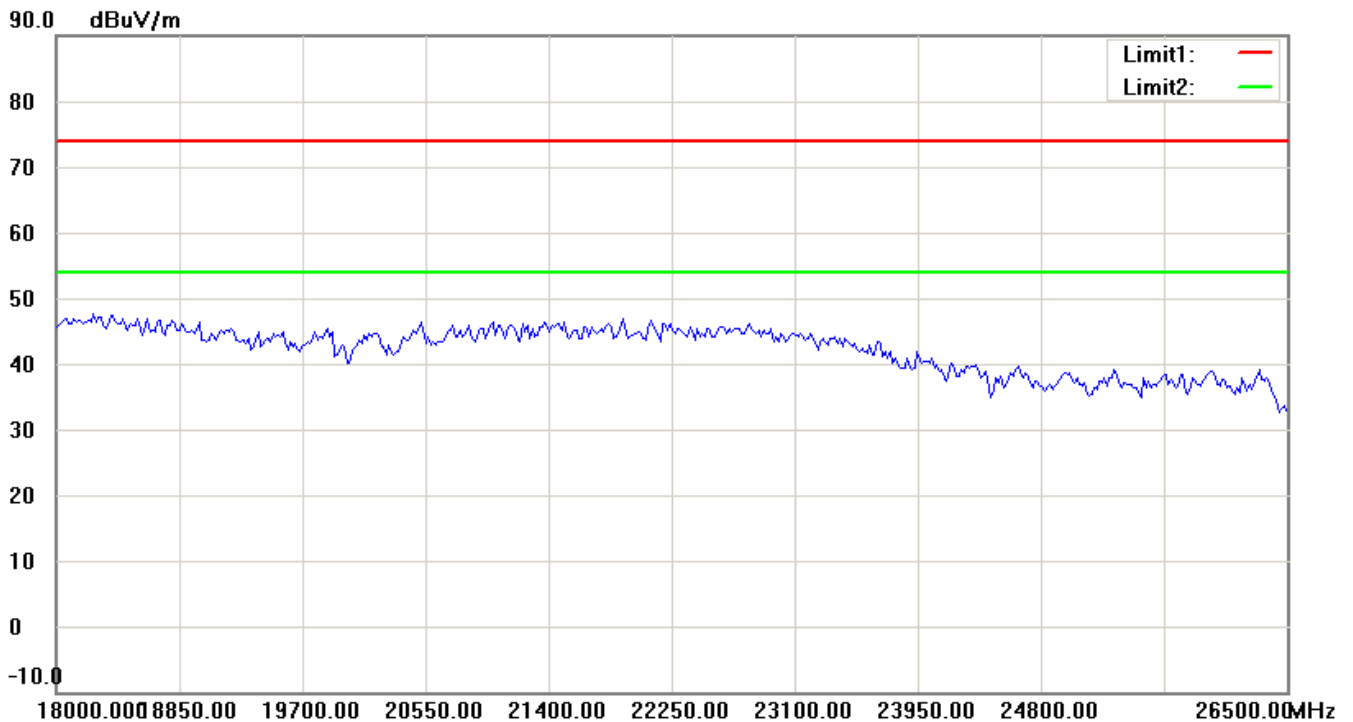
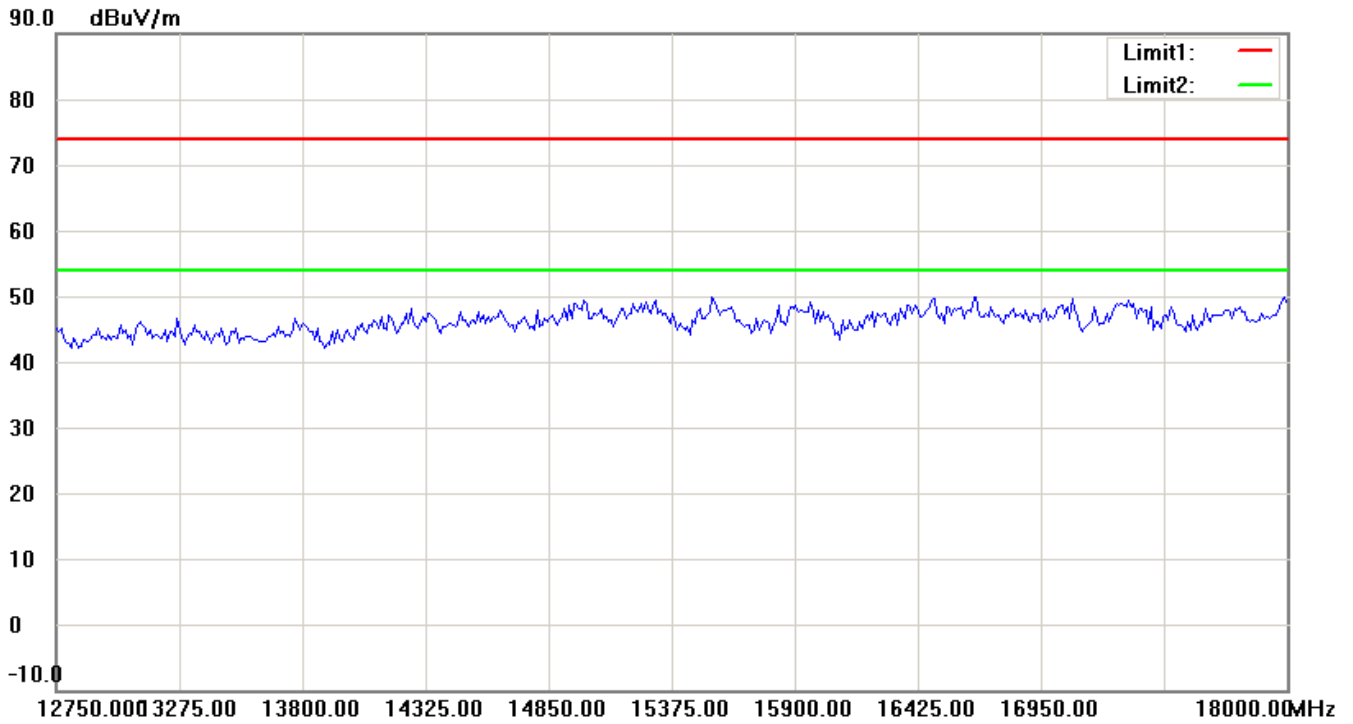
Note:

1. The attached measurement plots are preliminarily pre-scanned with peak detector for determining the final checking frequencies and are for reference only.
2. The some frequencies may exceed the limit line without the specified detectors, but that cannot present the results are failed to the specification of test standard.
3. For corrected test results are listed in the relevant table of radiated test data of this test report.



Worldwide Testing Services(Taiwan) Co., Ltd.

Registration number: W6M21402-13807-C-1
FCC ID: VYTLP8097



Up Line: Peak Limit Line Down Line: Ave Limit Line

Note:

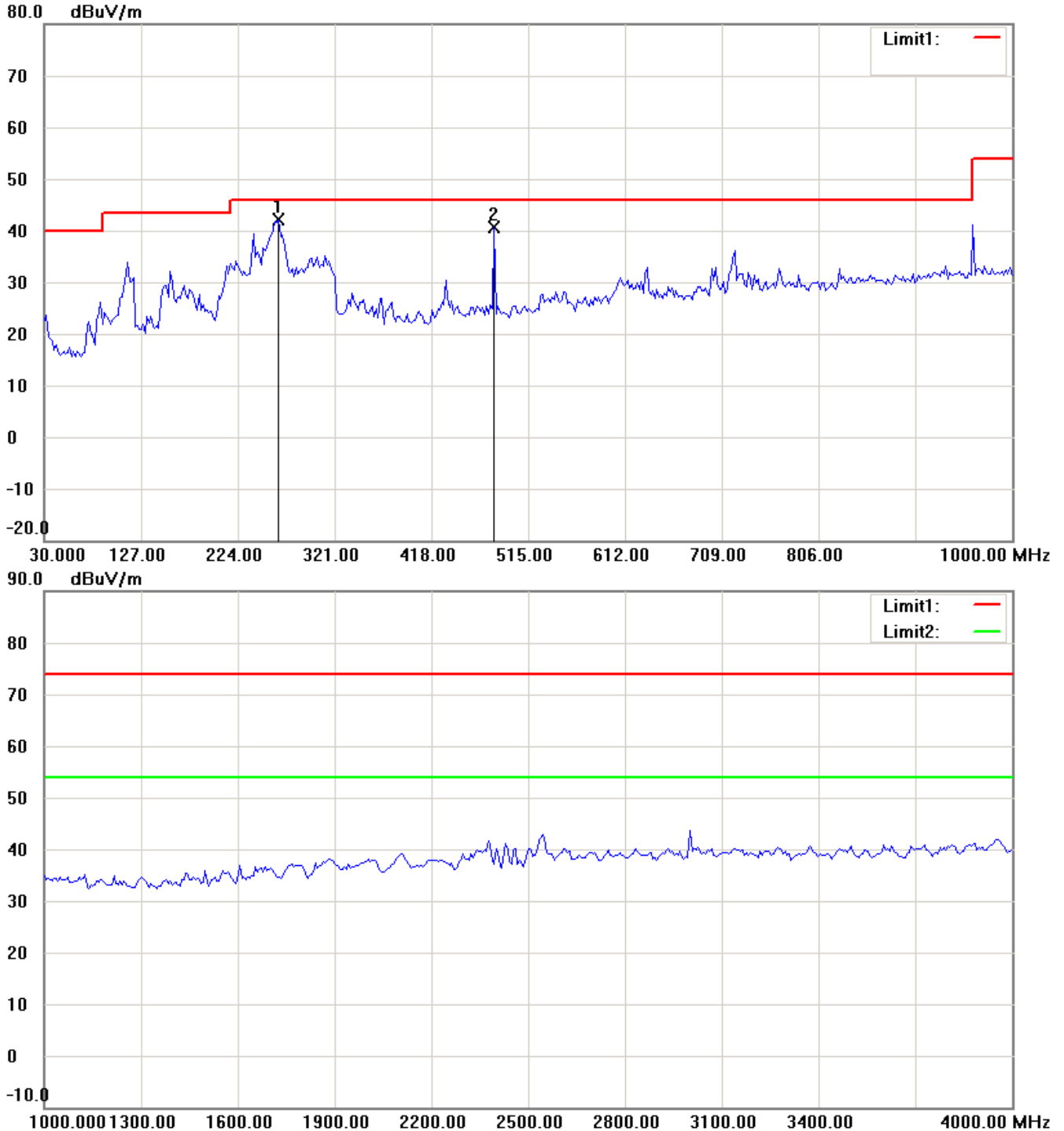
1. The attached measurement plots are preliminarily pre-scanned with peak detector for determining the final checking frequencies and are for reference only.
2. The some frequencies may exceed the limit line without the specified detectors, but that cannot present the results are failed to the specification of test standard.
3. For corrected test results are listed in the relevant table of radiated test data of this test report.



Registration number: W6M21402-13807-C-1
FCC ID: VYTLP8097

802.11g 2462MHz

Antenna Polarization H



Up Line: Peak Limit Line Down Line: Ave Limit Line

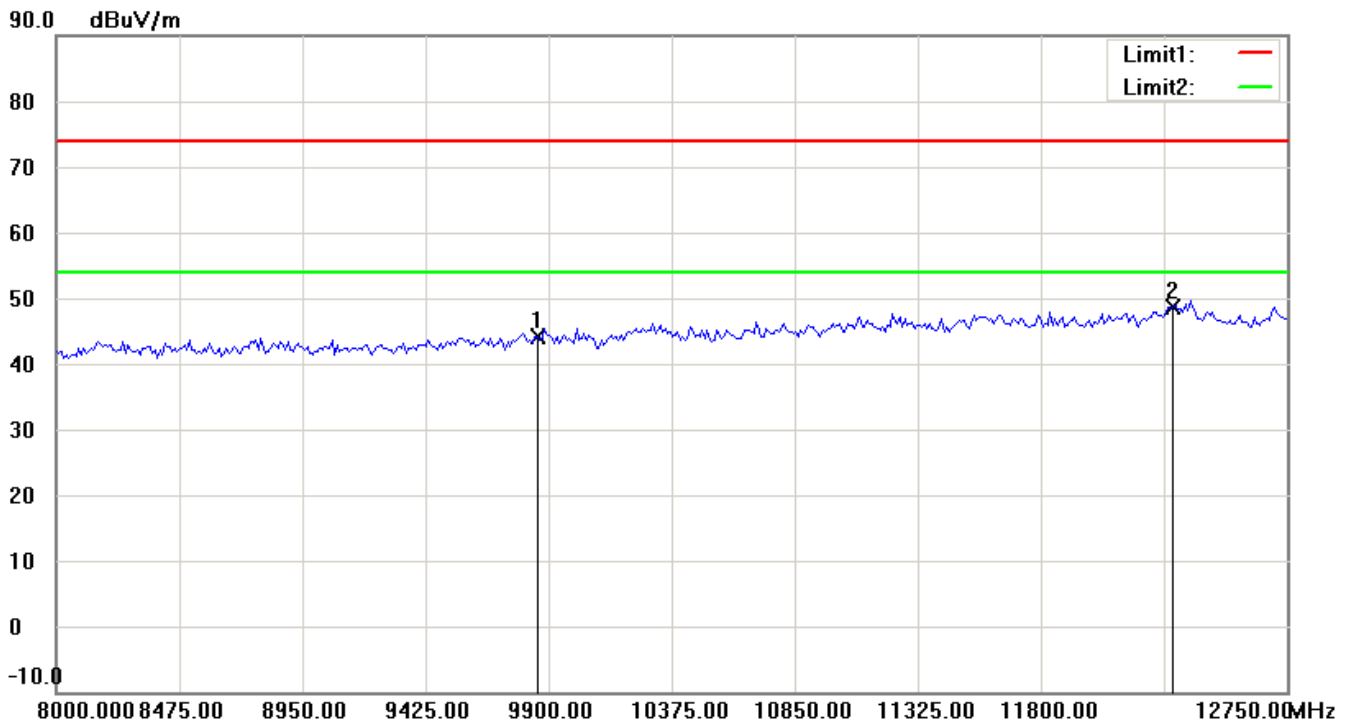
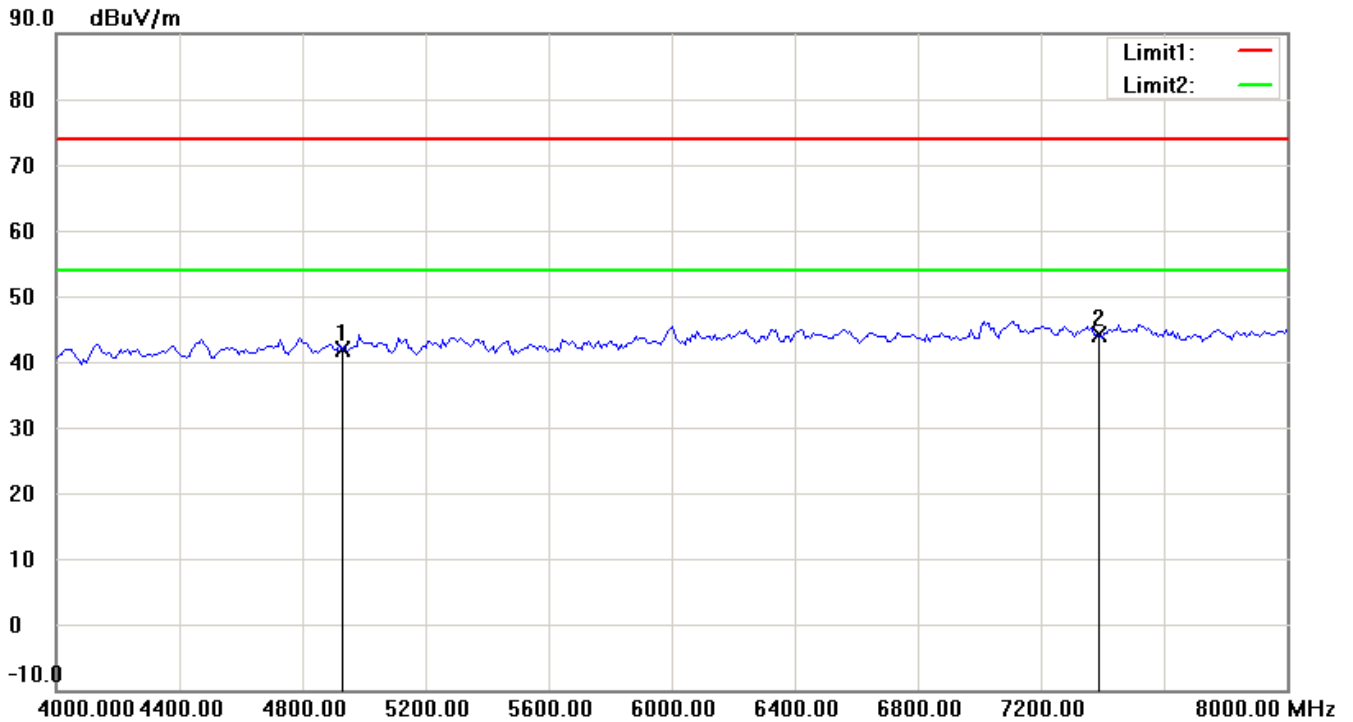
Note:

1. The attached measurement plots are preliminarily pre-scanned with peak detector for determining the final checking frequencies and are for reference only.
2. The some frequencies may exceed the limit line without the specified detectors, but that cannot present the results are failed to the specification of test standard.
3. For corrected test results are listed in the relevant table of radiated test data of this test report.



Worldwide Testing Services(Taiwan) Co., Ltd.

Registration number: W6M21402-13807-C-1
FCC ID: VYTLP8097



Up Line: Peak Limit Line Down Line: Ave Limit Line

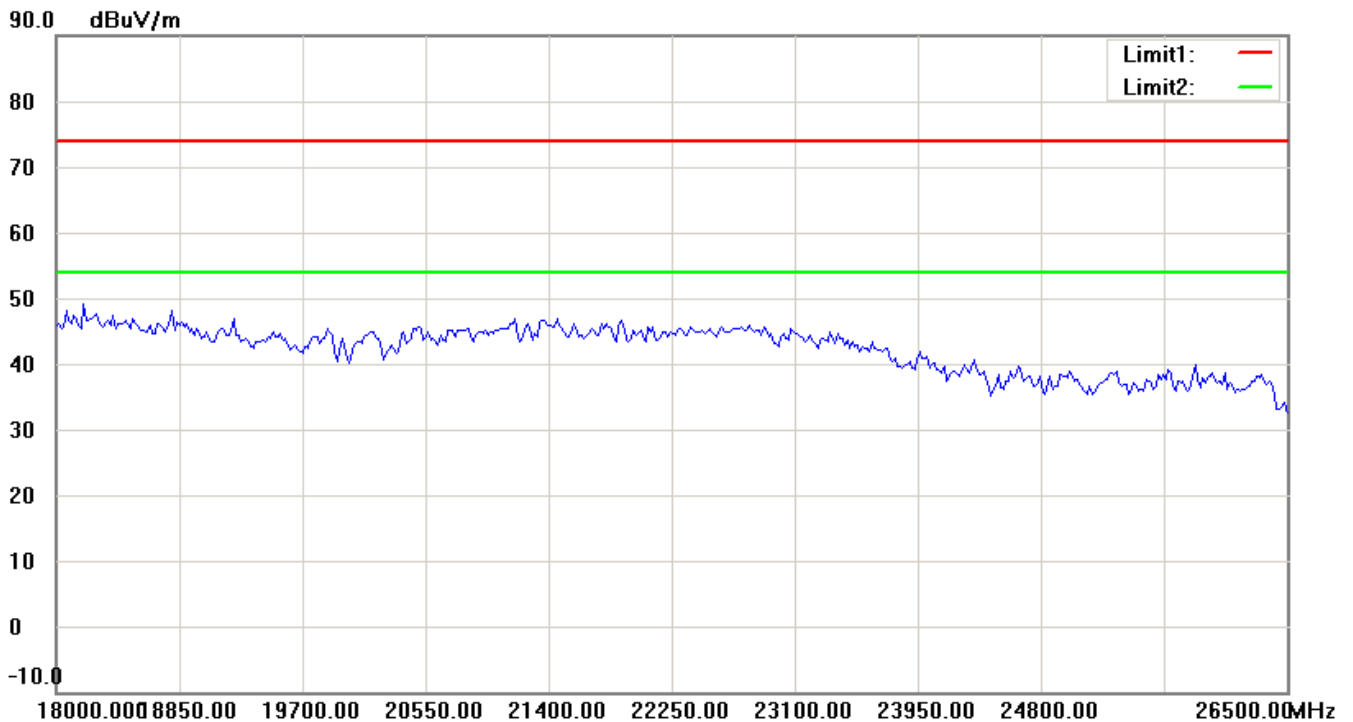
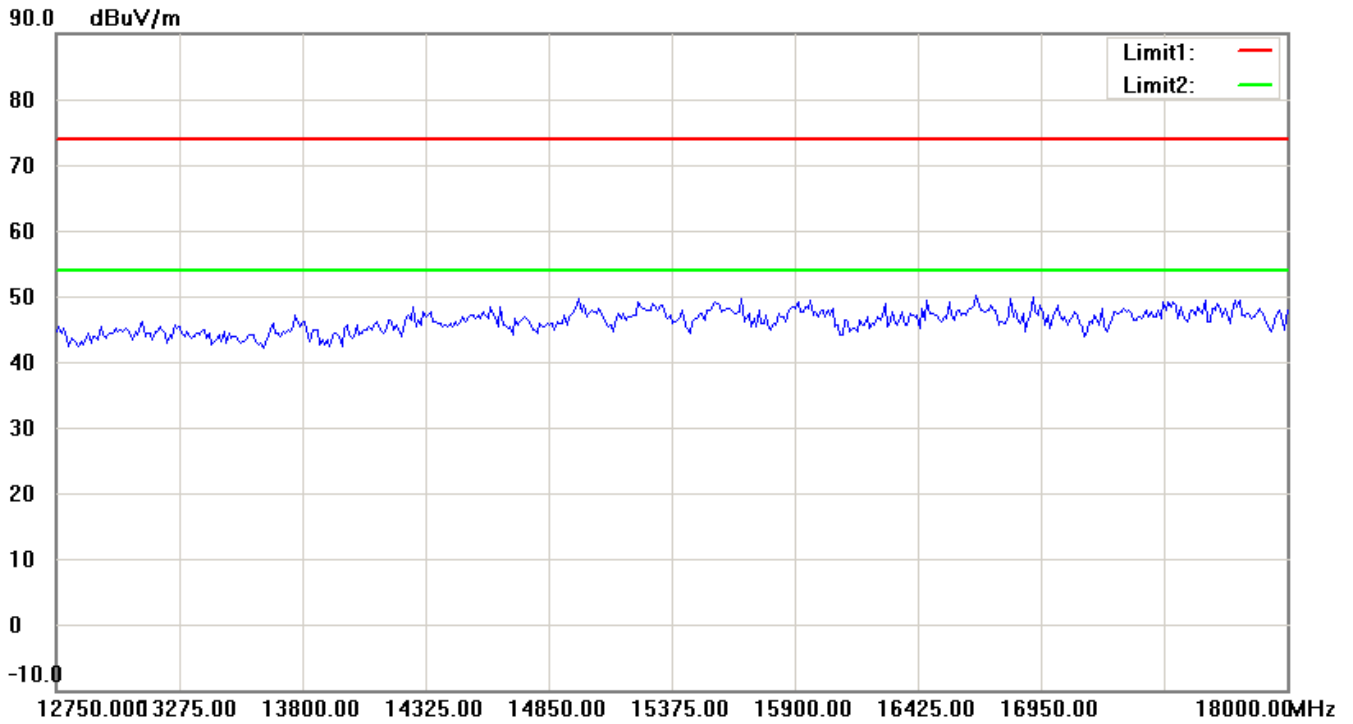
Note:

1. The attached measurement plots are preliminarily pre-scanned with peak detector for determining the final checking frequencies and are for reference only.
2. The some frequencies may exceed the limit line without the specified detectors, but that cannot present the results are failed to the specification of test standard.
3. For corrected test results are listed in the relevant table of radiated test data of this test report.



Worldwide Testing Services(Taiwan) Co., Ltd.


Registration number: W6M21402-13807-C-1
FCC ID: VYTLP8097



Up Line: Peak Limit Line Down Line: Ave Limit Line

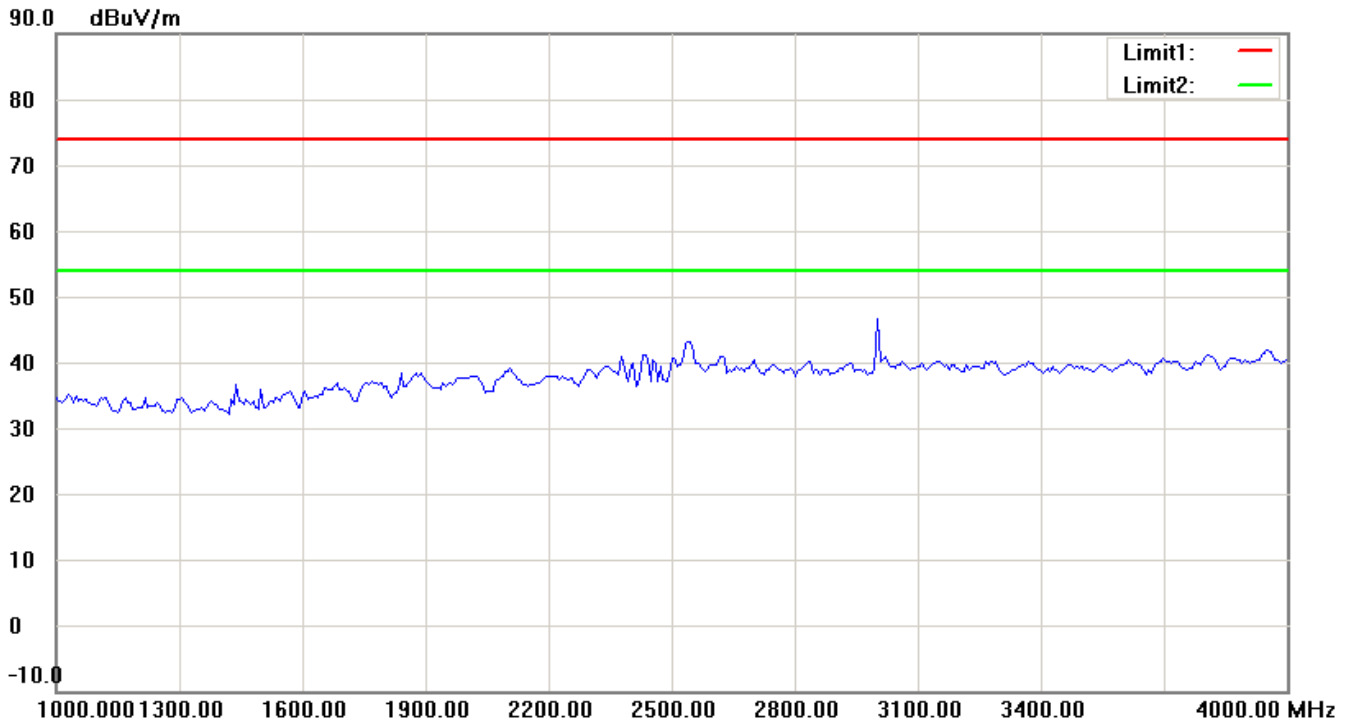
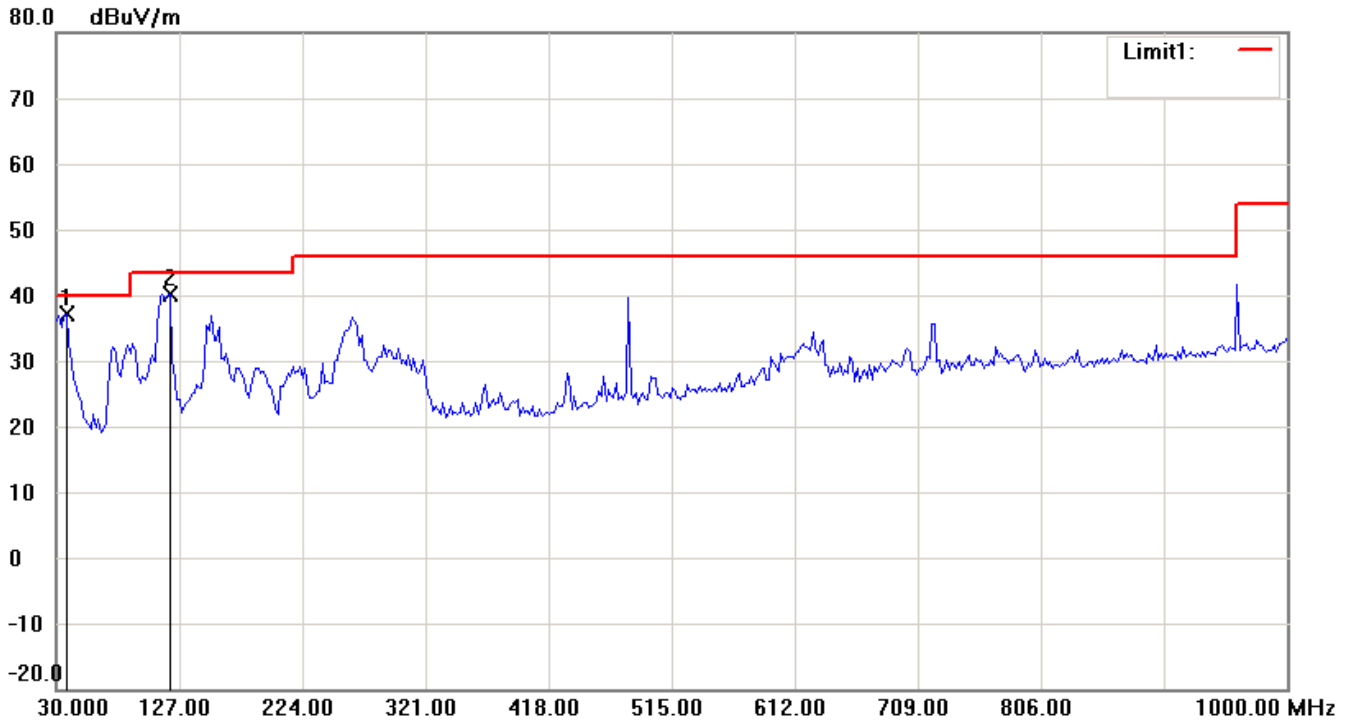
Note:

1. The attached measurement plots are preliminarily pre-scanned with peak detector for determining the final checking frequencies and are for reference only.
2. The some frequencies may exceed the limit line without the specified detectors, but that cannot present the results are failed to the specification of test standard.
3. For corrected test results are listed in the relevant table of radiated test data of this test report.



Registration number: W6M21402-13807-C-1
FCC ID: VYTLP8097

Antenna Polarization V



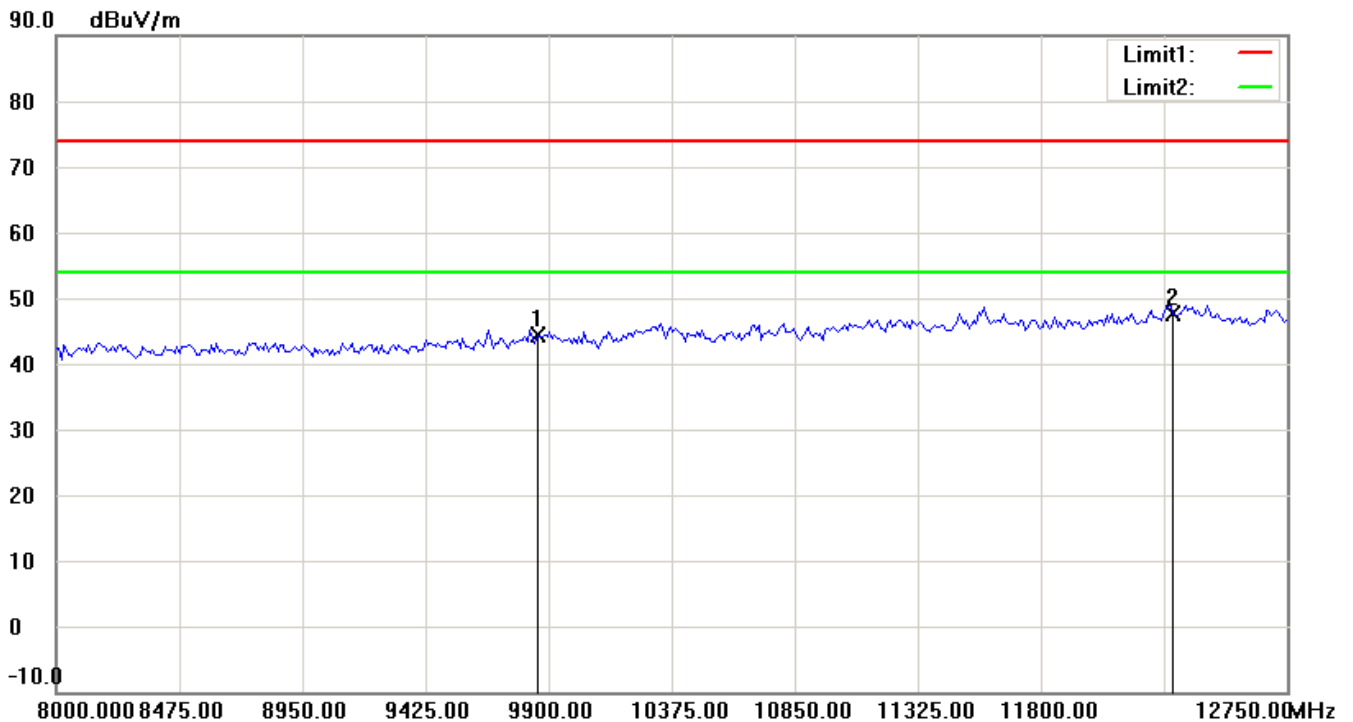
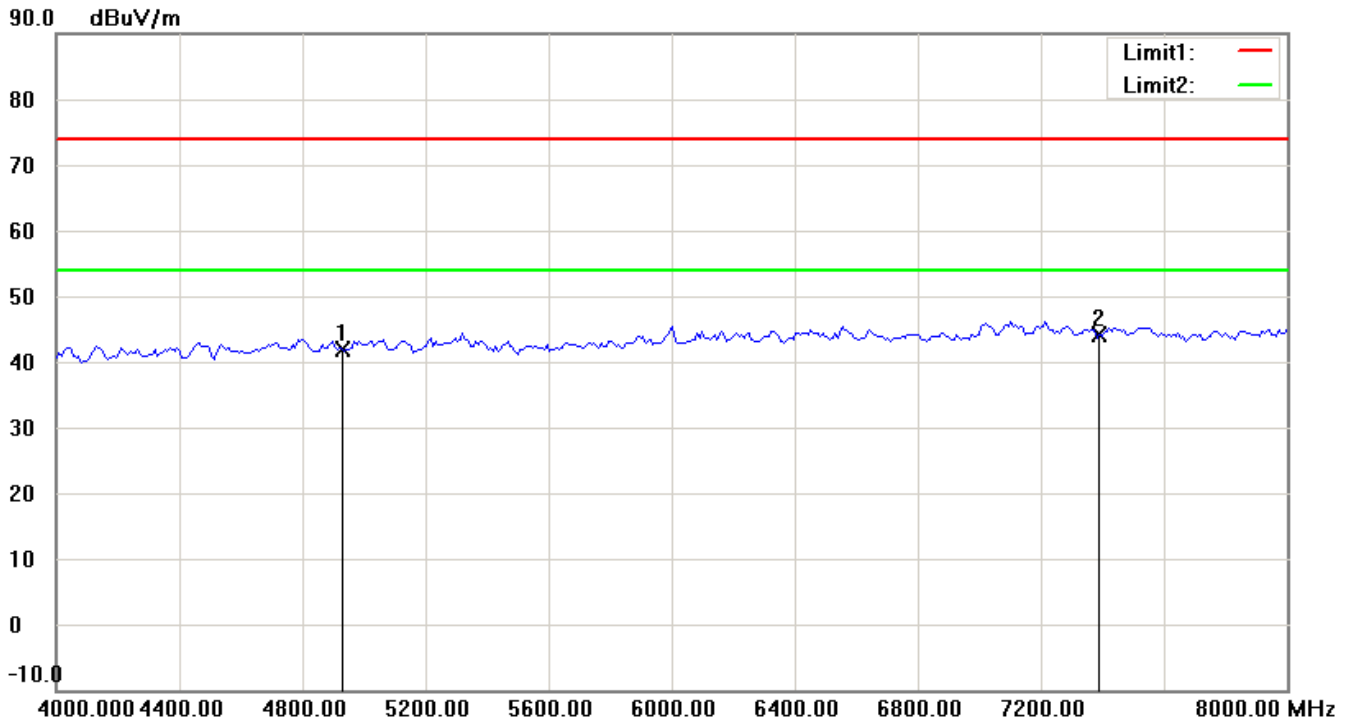
Up Line: Peak Limit Line Down Line: Ave Limit Line

Note:

1. The attached measurement plots are preliminarily pre-scanned with peak detector for determining the final checking frequencies and are for reference only.
2. The some frequencies may exceed the limit line without the specified detectors, but that cannot present the results are failed to the specification of test standard.
3. For corrected test results are listed in the relevant table of radiated test data of this test report.



Registration number: W6M21402-13807-C-1
FCC ID: VYTLP8097



Up Line: Peak Limit Line Down Line: Ave Limit Line

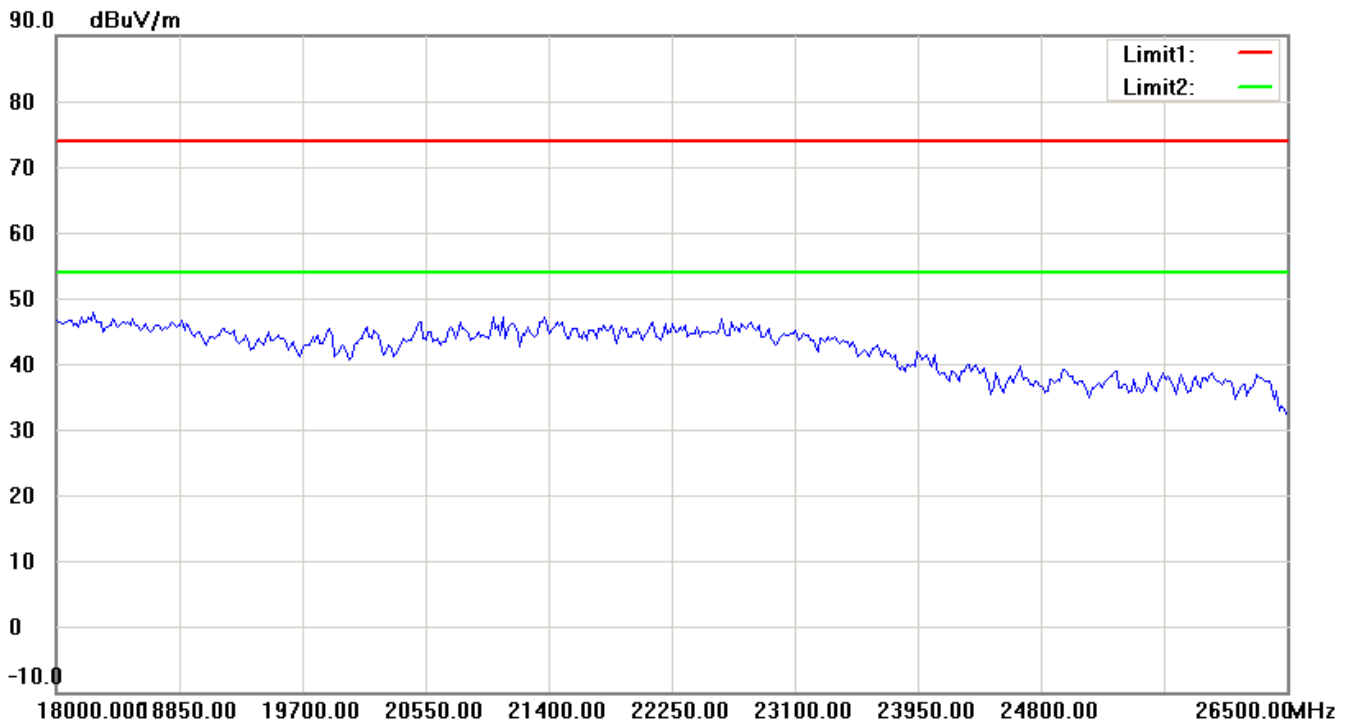
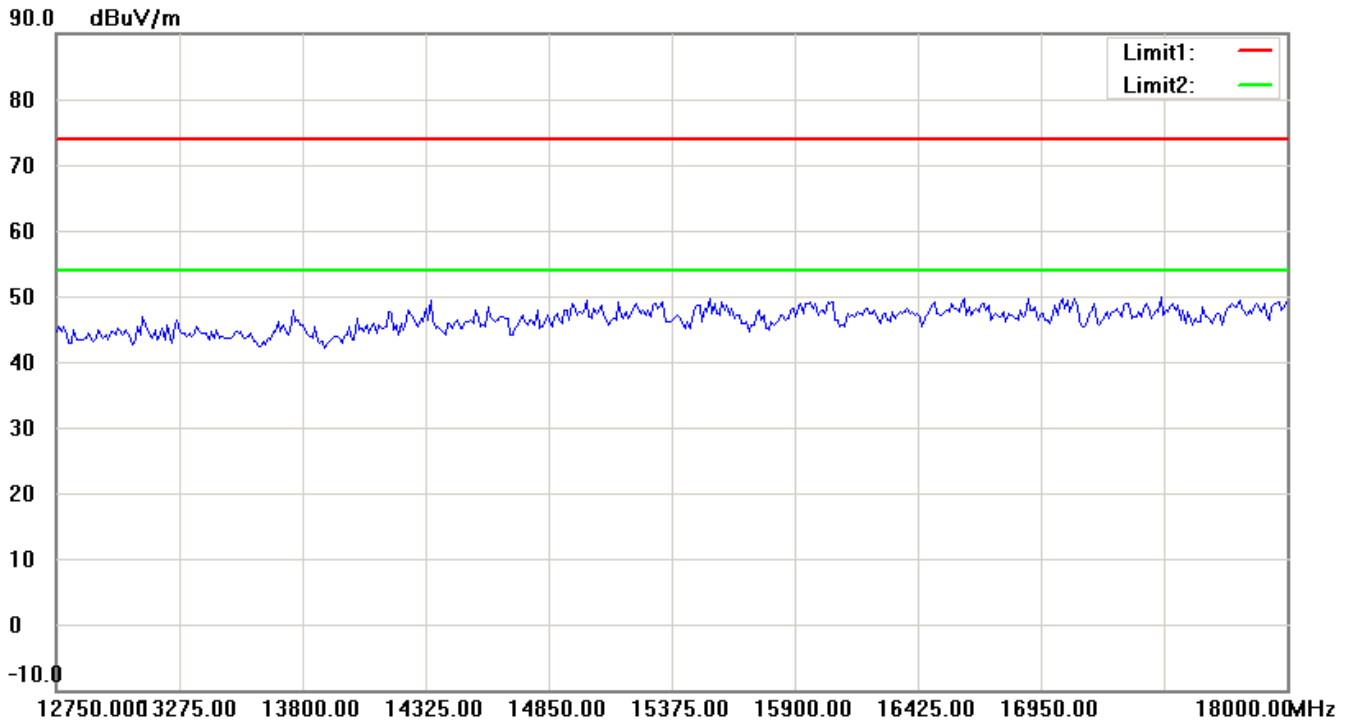
Note:

1. The attached measurement plots are preliminarily pre-scanned with peak detector for determining the final checking frequencies and are for reference only.
2. The some frequencies may exceed the limit line without the specified detectors, but that cannot present the results are failed to the specification of test standard.
3. For corrected test results are listed in the relevant table of radiated test data of this test report.



Worldwide Testing Services(Taiwan) Co., Ltd.

Registration number: W6M21402-13807-C-1
FCC ID: VYTLP8097



Up Line: Peak Limit Line Down Line: Ave Limit Line

Note:

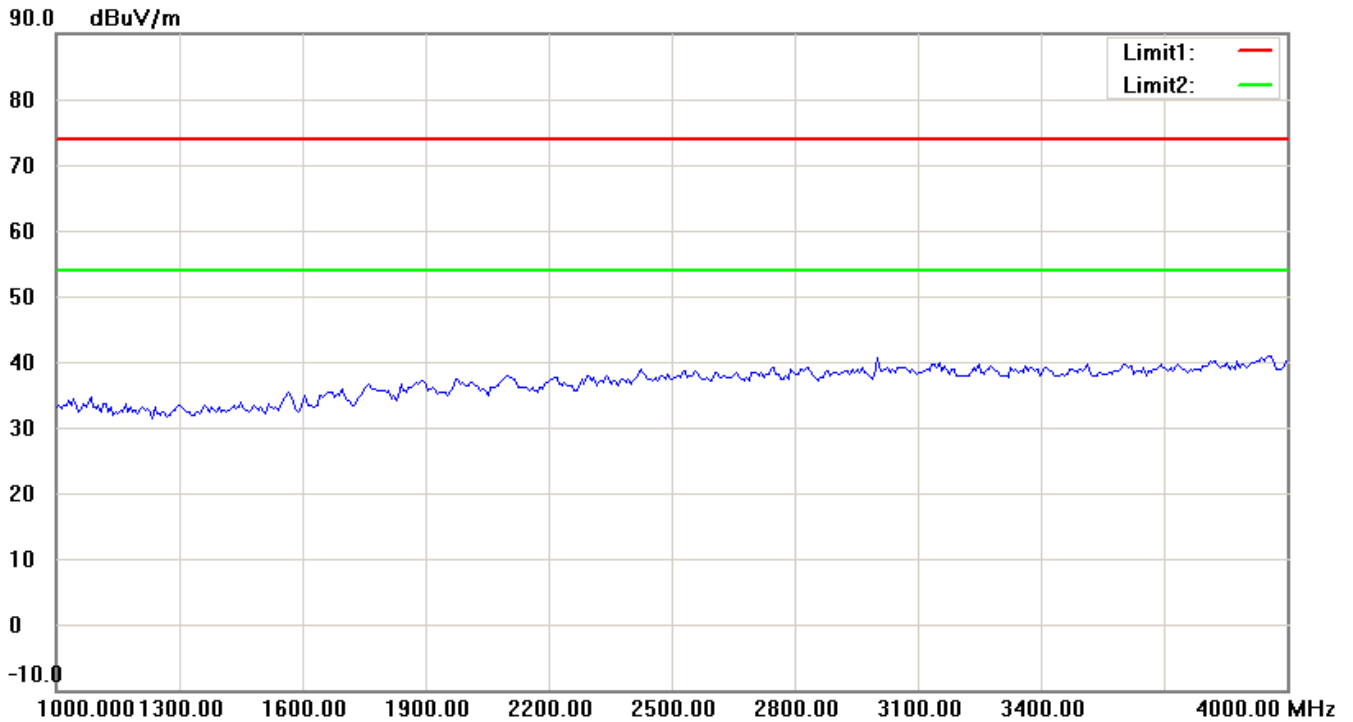
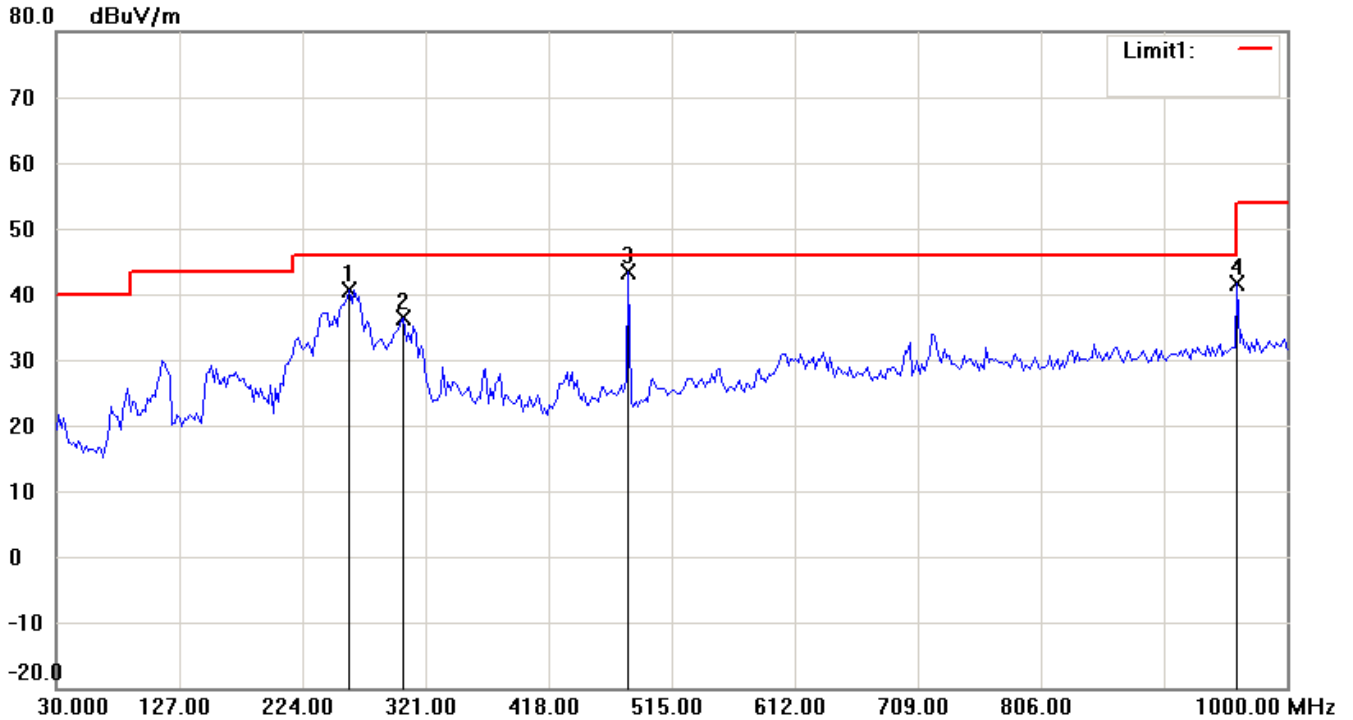
1. The attached measurement plots are preliminarily pre-scanned with peak detector for determining the final checking frequencies and are for reference only.
2. The some frequencies may exceed the limit line without the specified detectors, but that cannot present the results are failed to the specification of test standard.
3. For corrected test results are listed in the relevant table of radiated test data of this test report.



Worldwide Testing Services(Taiwan) Co., Ltd.

Registration number: W6M21402-13807-C-1
FCC ID: VYTLP8097

Antenna A + Antenna B
802.11n 20MHz 5745MHz
Antenna Polarization H



Up Line: Peak Limit Line Down Line: Ave Limit Line

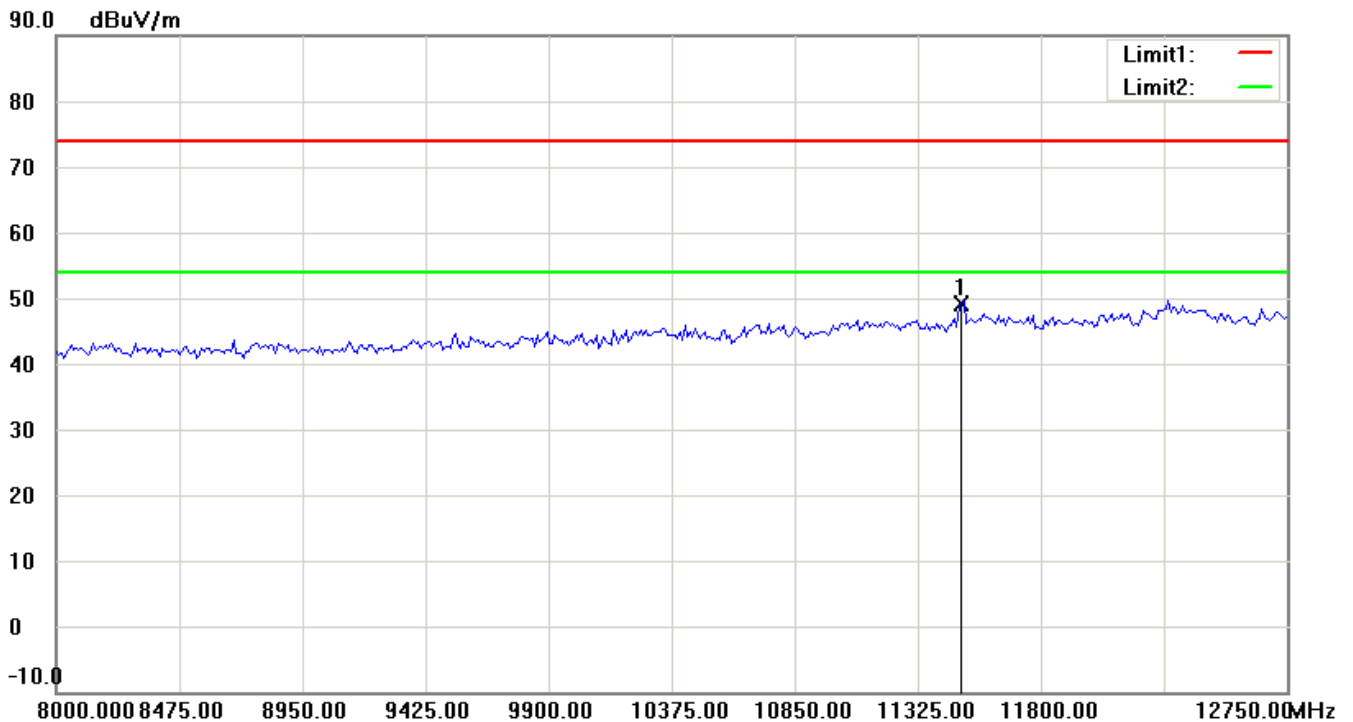
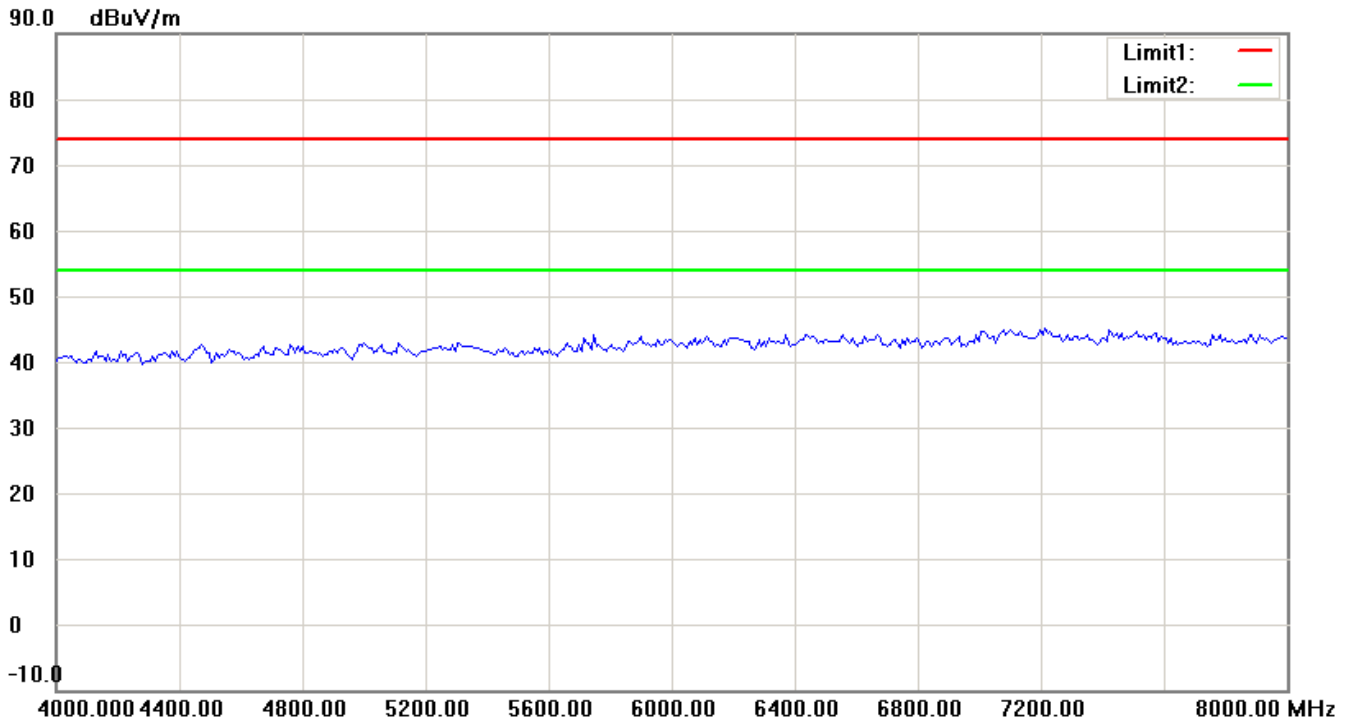
Note:

1. The attached measurement plots are preliminarily pre-scanned with peak detector for determining the final checking frequencies and are for reference only.
2. The some frequencies may exceed the limit line without the specified detectors, but that cannot present the results are failed to the specification of test standard.
3. For corrected test results are listed in the relevant table of radiated test data of this test report.



Worldwide Testing Services(Taiwan) Co., Ltd.

Registration number: W6M21402-13807-C-1
FCC ID: VYTLP8097



Up Line: Peak Limit Line Down Line: Ave Limit Line

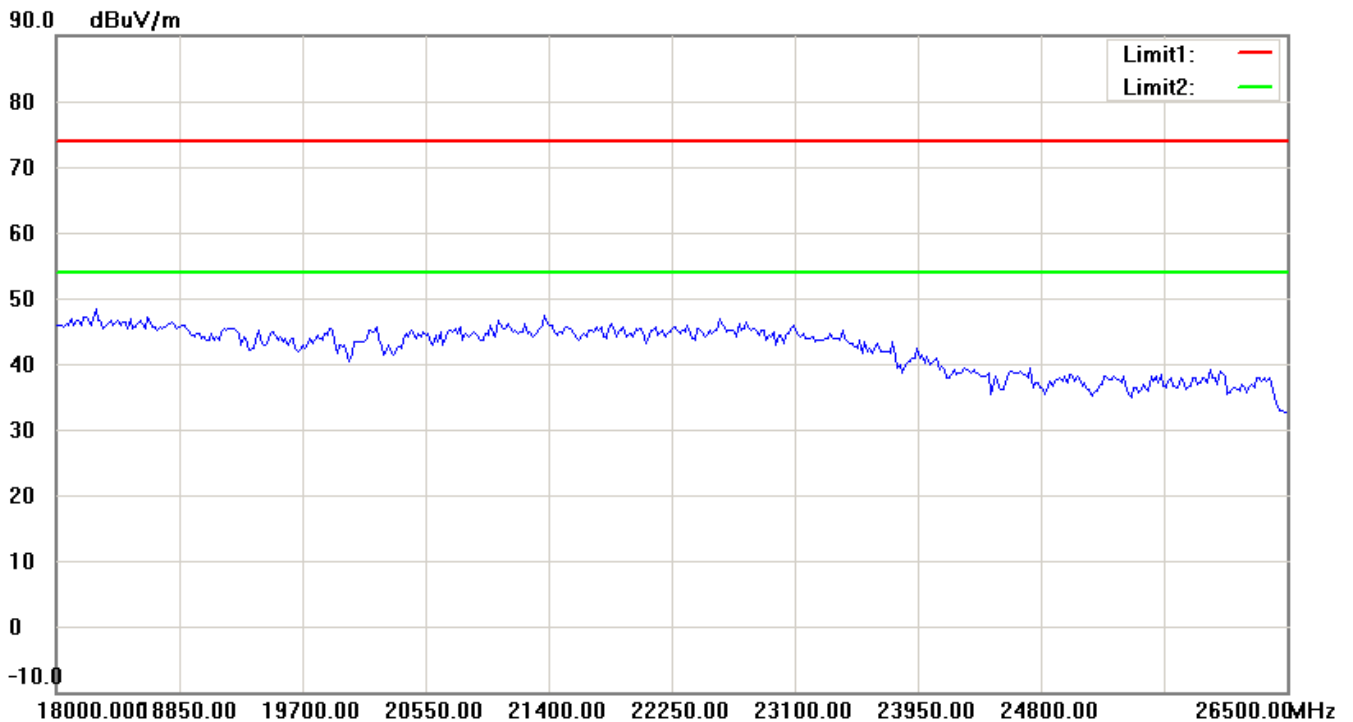
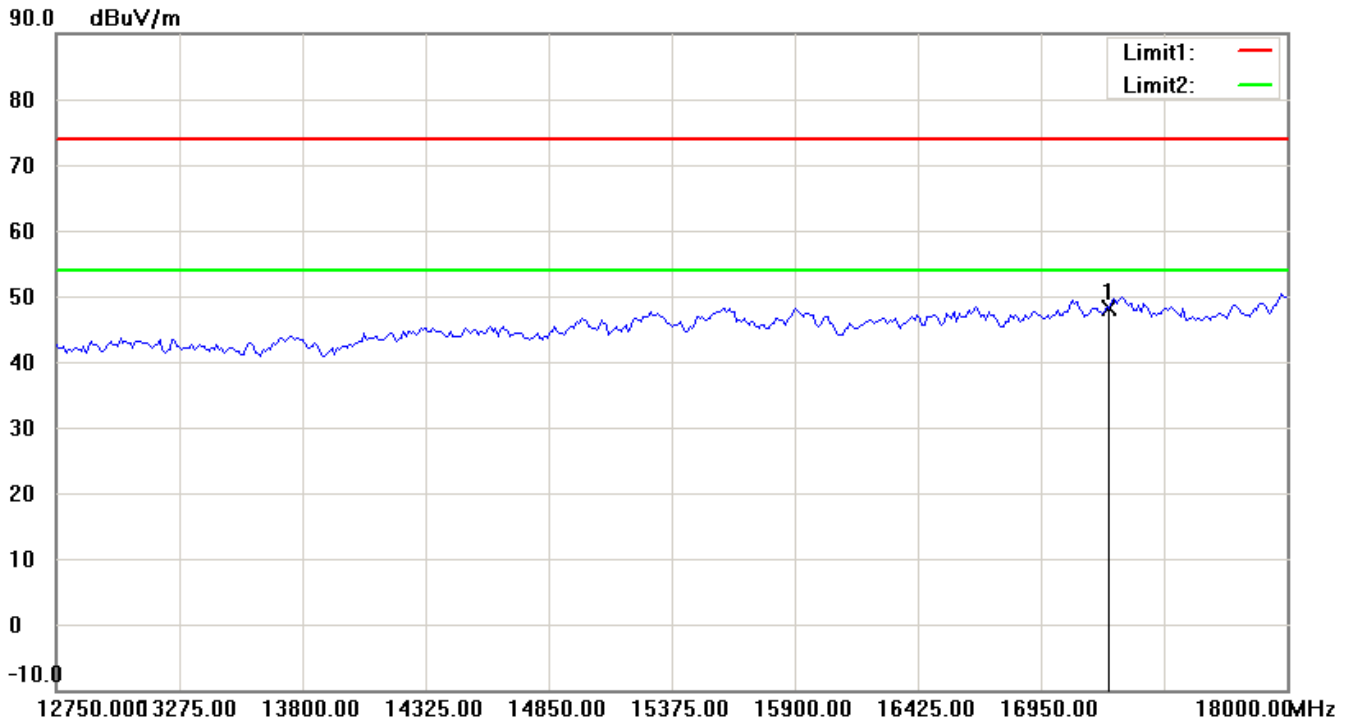
Note:

1. The attached measurement plots are preliminarily pre-scanned with peak detector for determining the final checking frequencies and are for reference only.
2. The some frequencies may exceed the limit line without the specified detectors, but that cannot present the results are failed to the specification of test standard.
3. For corrected test results are listed in the relevant table of radiated test data of this test report.



Worldwide Testing Services(Taiwan) Co., Ltd.

Registration number: W6M21402-13807-C-1
FCC ID: VYTLP8097



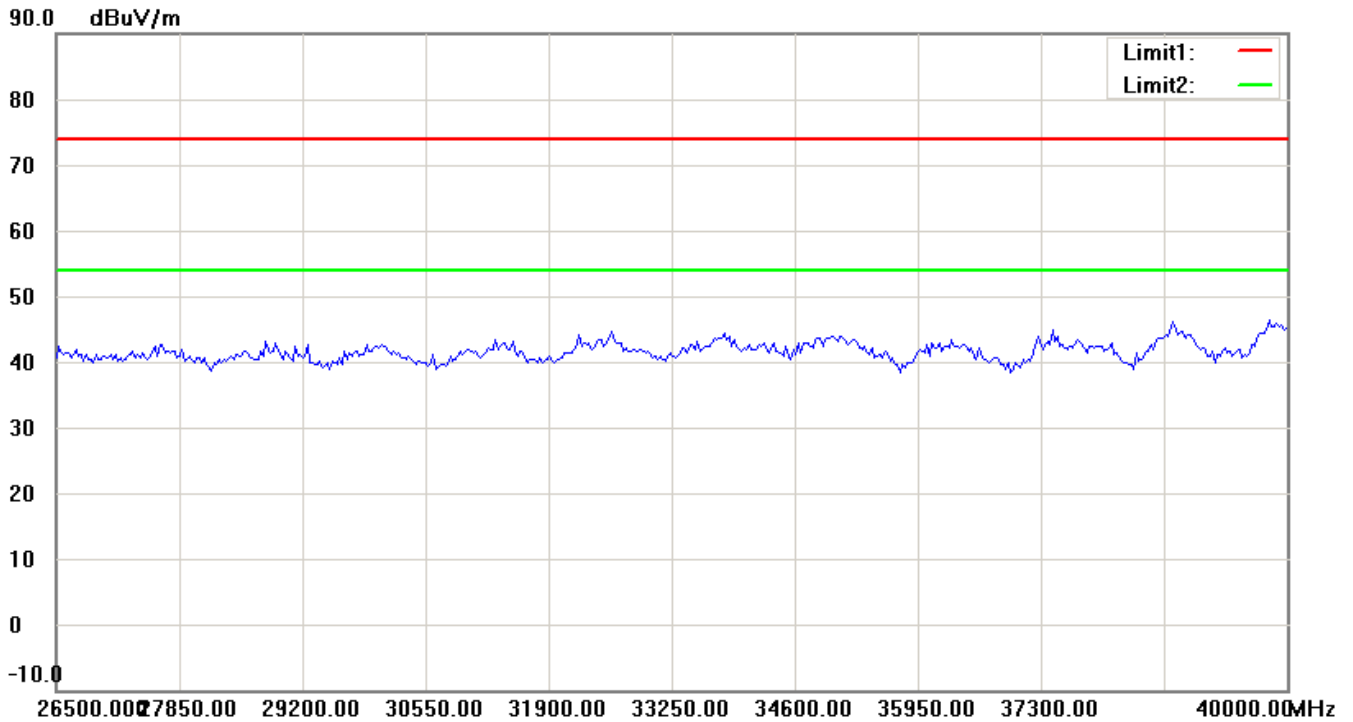
Up Line: Peak Limit Line Down Line: Ave Limit Line

Note:

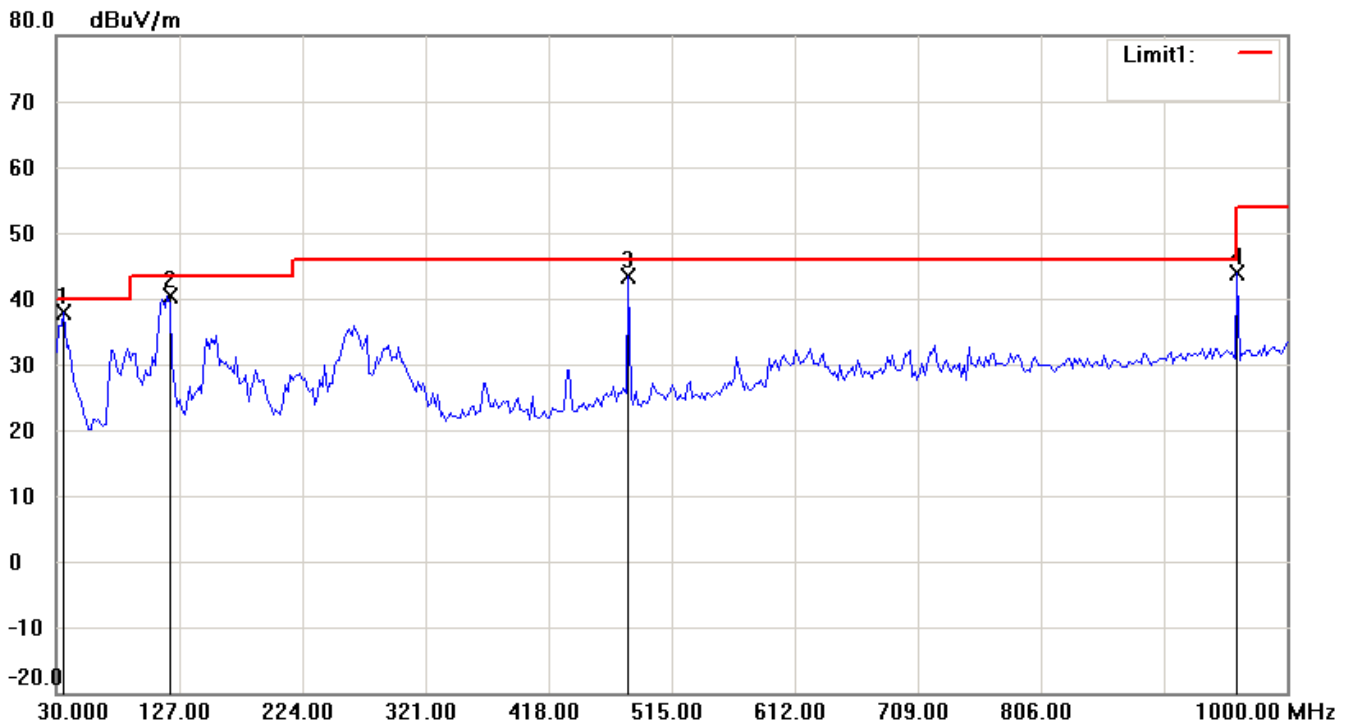
1. The attached measurement plots are preliminarily pre-scanned with peak detector for determining the final checking frequencies and are for reference only.
2. The some frequencies may exceed the limit line without the specified detectors, but that cannot present the results are failed to the specification of test standard.
3. For corrected test results are listed in the relevant table of radiated test data of this test report.



Registration number: W6M21402-13807-C-1
FCC ID: VYTLP8097



Antenna Polarization V



Up Line: Peak Limit Line Down Line: Ave Limit Line

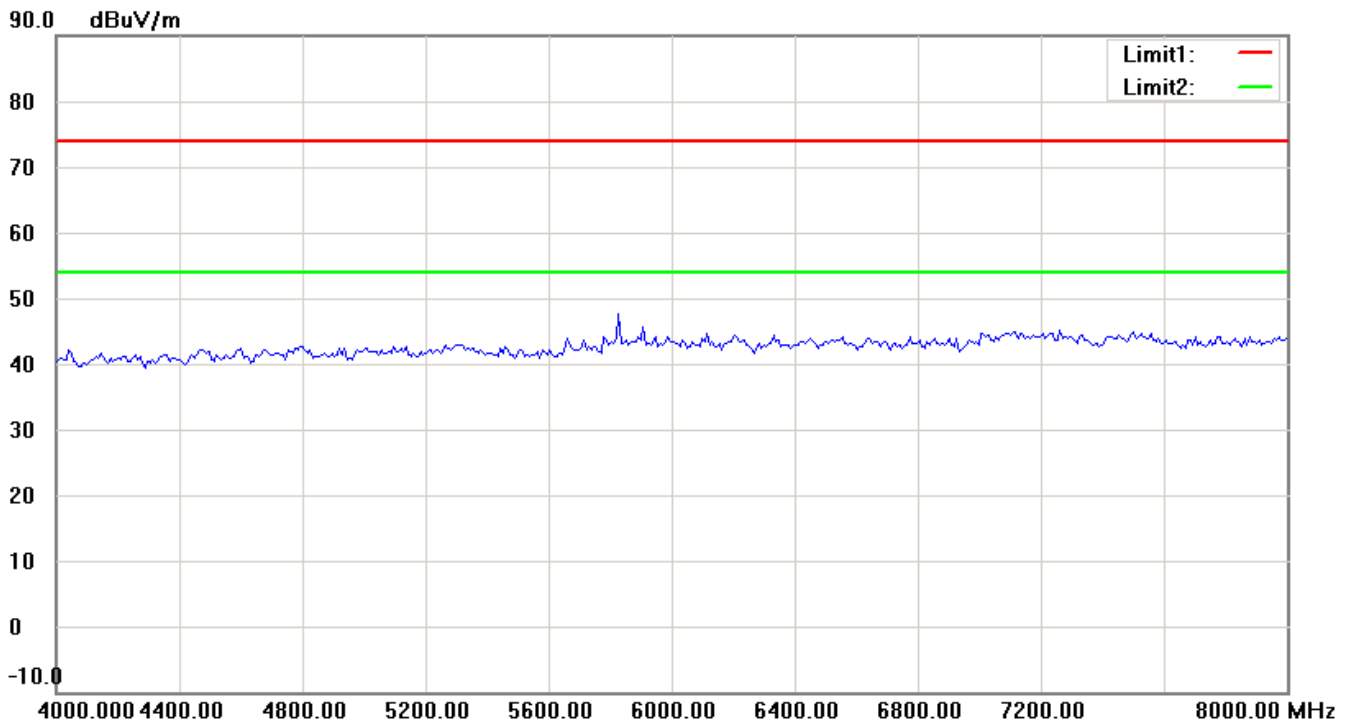
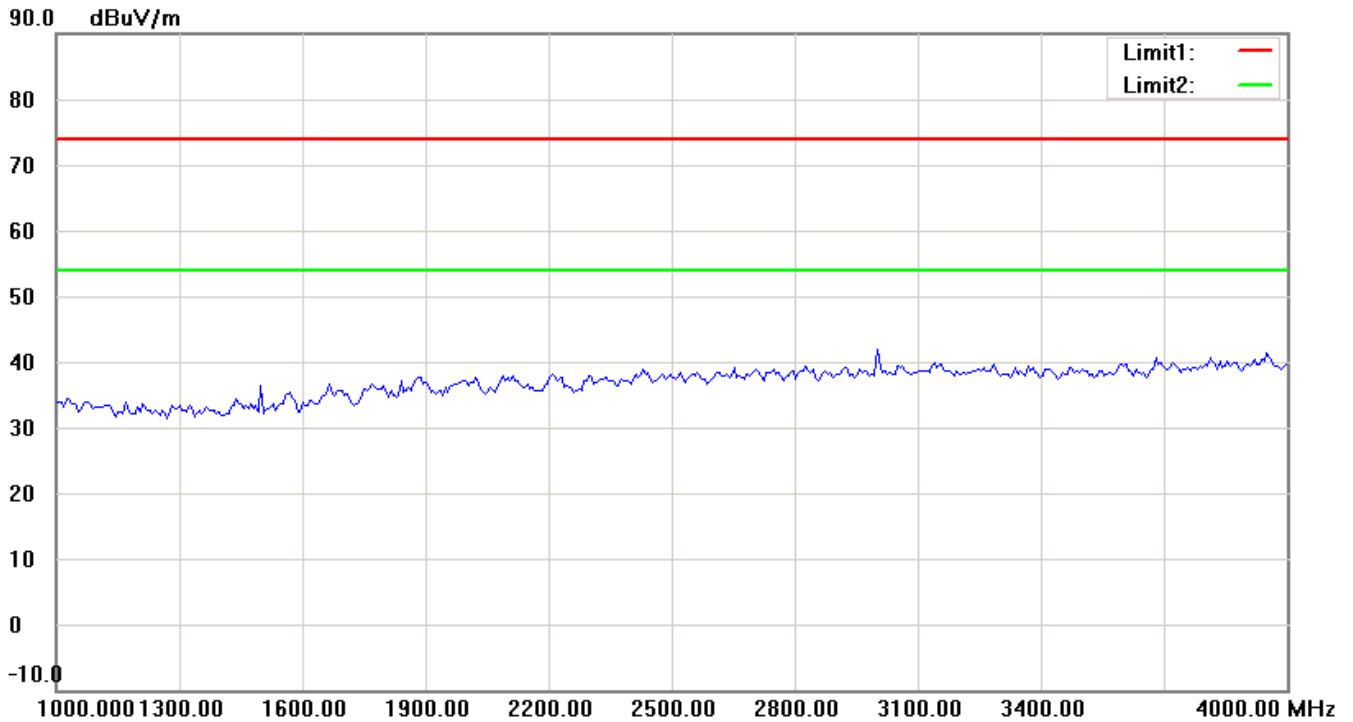
Note:

1. The attached measurement plots are preliminarily pre-scanned with peak detector for determining the final checking frequencies and are for reference only.
2. The some frequencies may exceed the limit line without the specified detectors, but that cannot present the results are failed to the specification of test standard.
3. For corrected test results are listed in the relevant table of radiated test data of this test report.



Worldwide Testing Services(Taiwan) Co., Ltd.


Registration number: W6M21402-13807-C-1
FCC ID: VYTLP8097



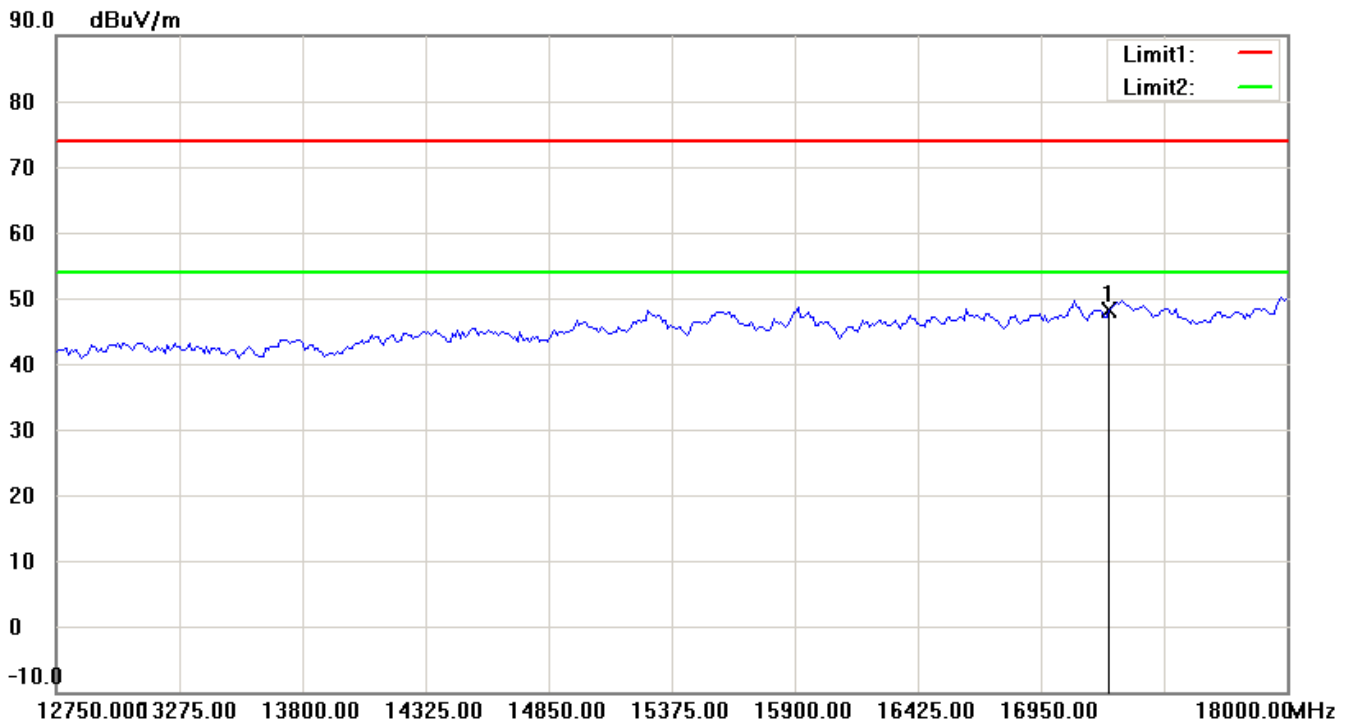
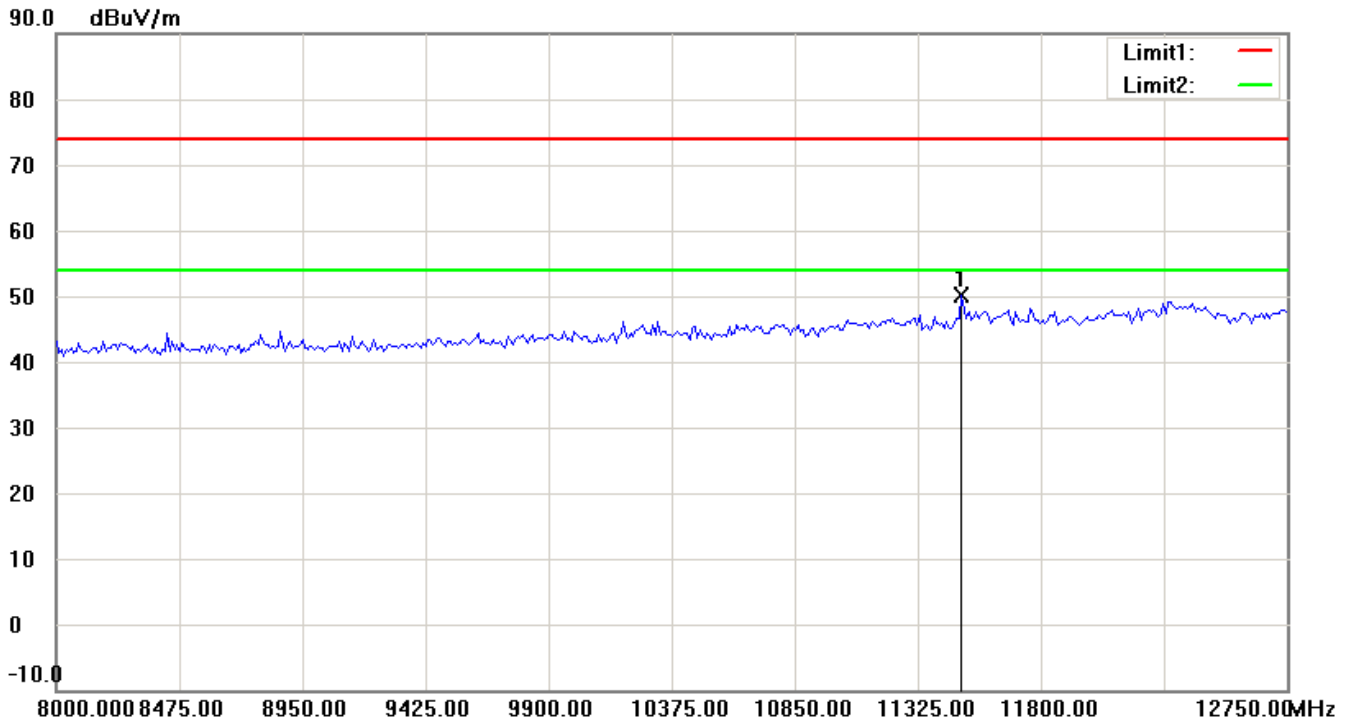
Up Line: Peak Limit Line Down Line: Ave Limit Line

Note:

1. The attached measurement plots are preliminarily pre-scanned with peak detector for determining the final checking frequencies and are for reference only.
2. The some frequencies may exceed the limit line without the specified detectors, but that cannot present the results are failed to the specification of test standard.
3. For corrected test results are listed in the relevant table of radiated test data of this test report.




Registration number: W6M21402-13807-C-1
FCC ID: VYTLP8097



Up Line: Peak Limit Line Down Line: Ave Limit Line

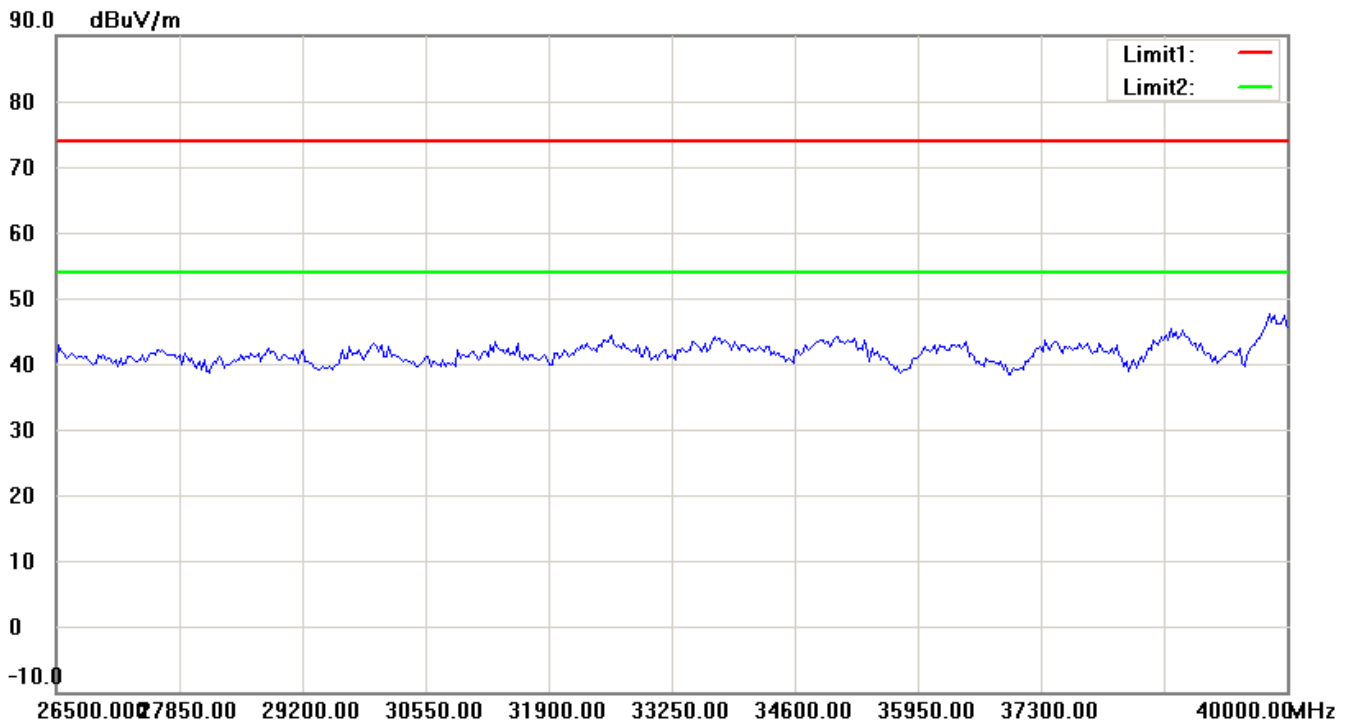
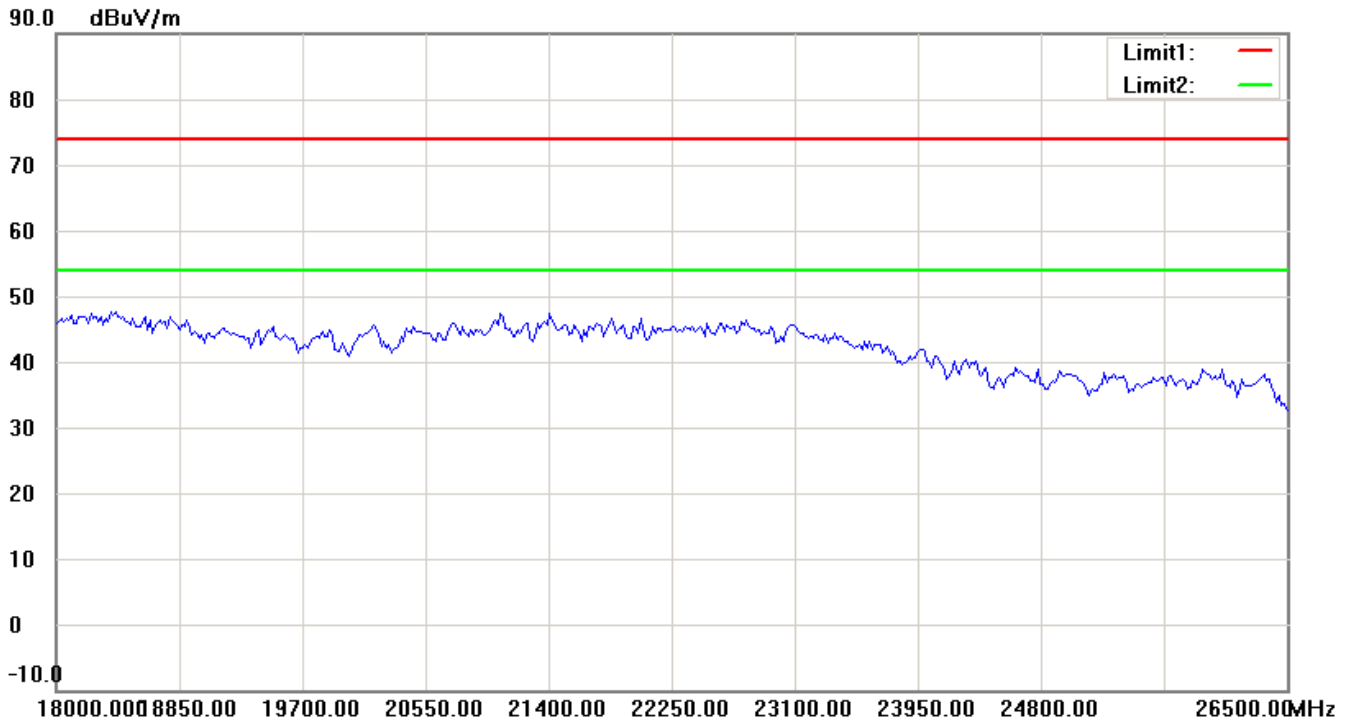
Note:

1. The attached measurement plots are preliminarily pre-scanned with peak detector for determining the final checking frequencies and are for reference only.
2. The some frequencies may exceed the limit line without the specified detectors, but that cannot present the results are failed to the specification of test standard.
3. For corrected test results are listed in the relevant table of radiated test data of this test report.



Worldwide Testing Services(Taiwan) Co., Ltd.


Registration number: W6M21402-13807-C-1
FCC ID: VYTLP8097



Up Line: Peak Limit Line Down Line: Ave Limit Line

Note:

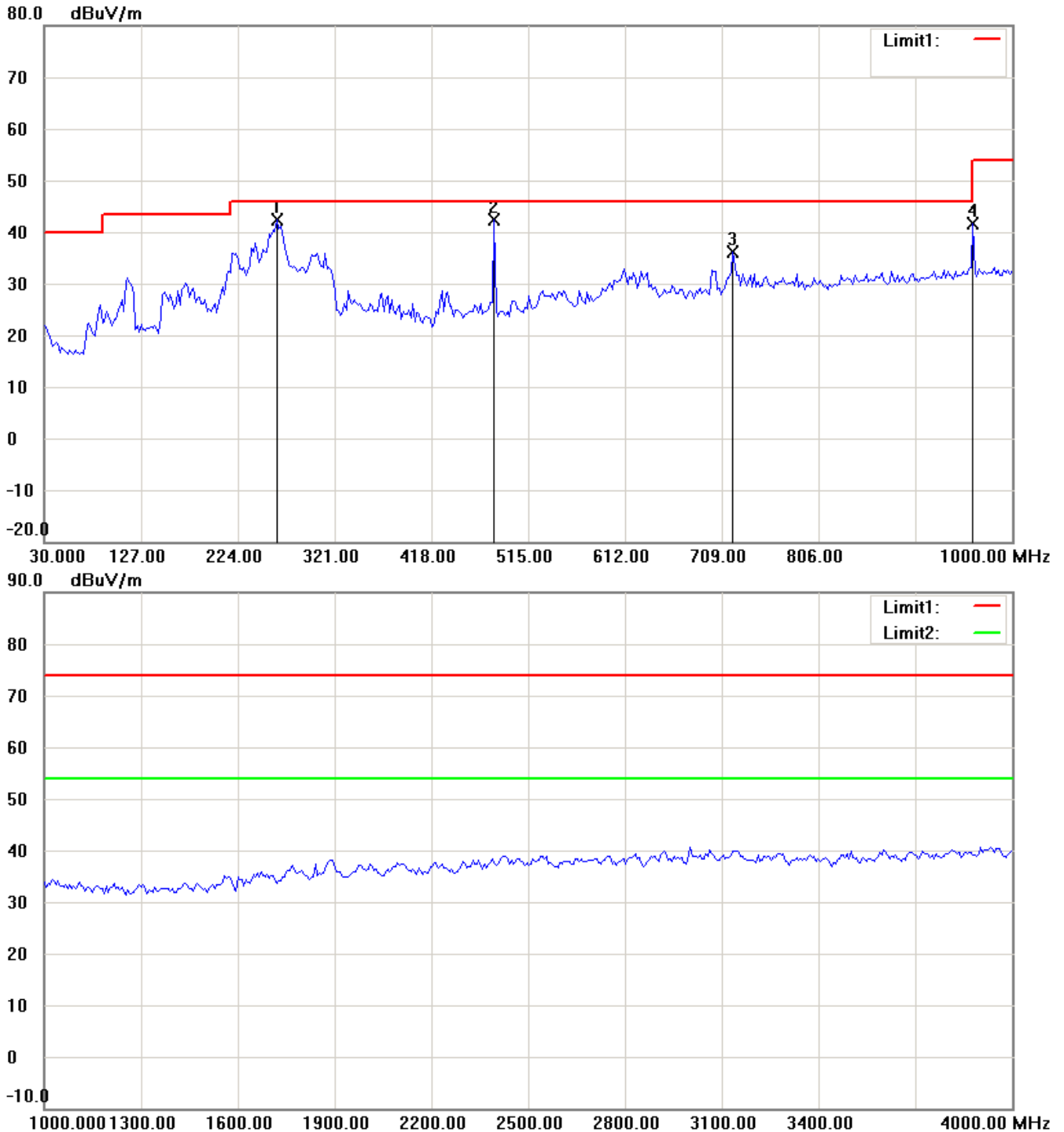
1. The attached measurement plots are preliminarily pre-scanned with peak detector for determining the final checking frequencies and are for reference only.
2. The some frequencies may exceed the limit line without the specified detectors, but that cannot present the results are failed to the specification of test standard.
3. For corrected test results are listed in the relevant table of radiated test data of this test report.



Registration number: W6M21402-13807-C-1
FCC ID: VYTLP8097

802.11n 20MHz 5785MHz

Antenna Polarization H



Up Line: Peak Limit Line Down Line: Ave Limit Line

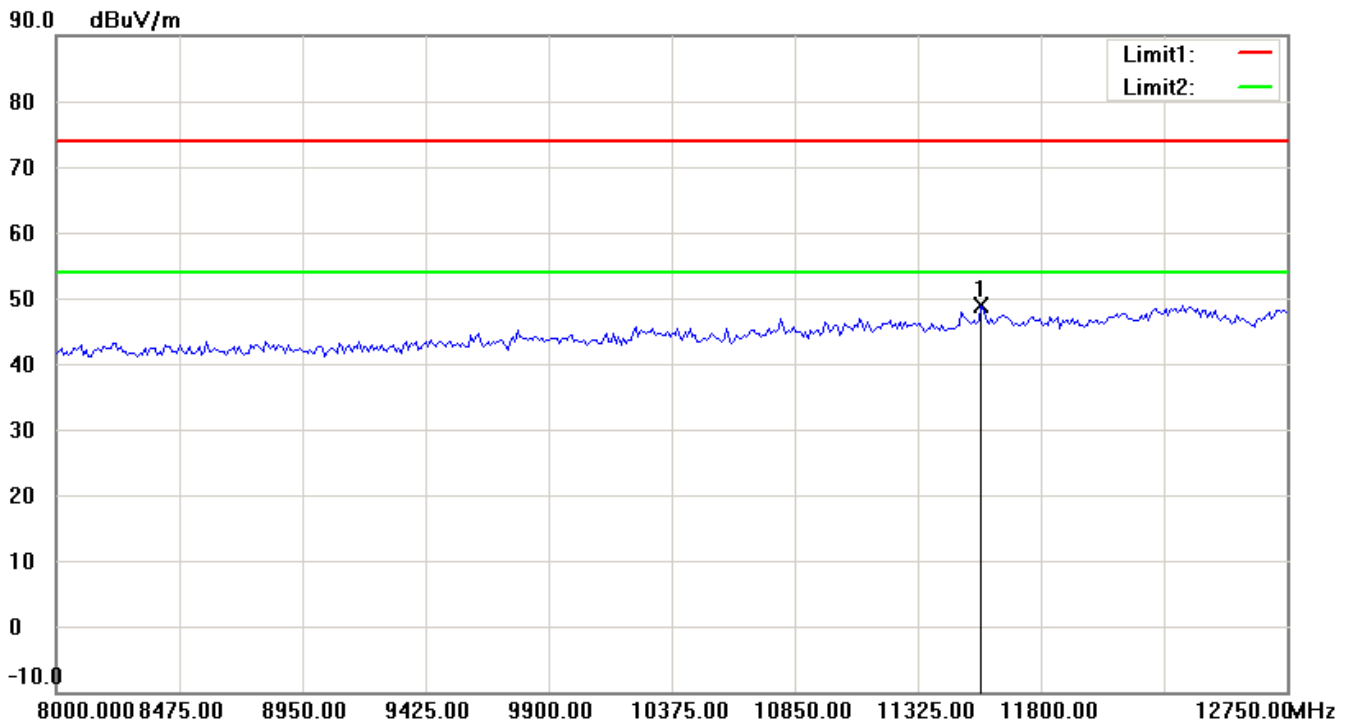
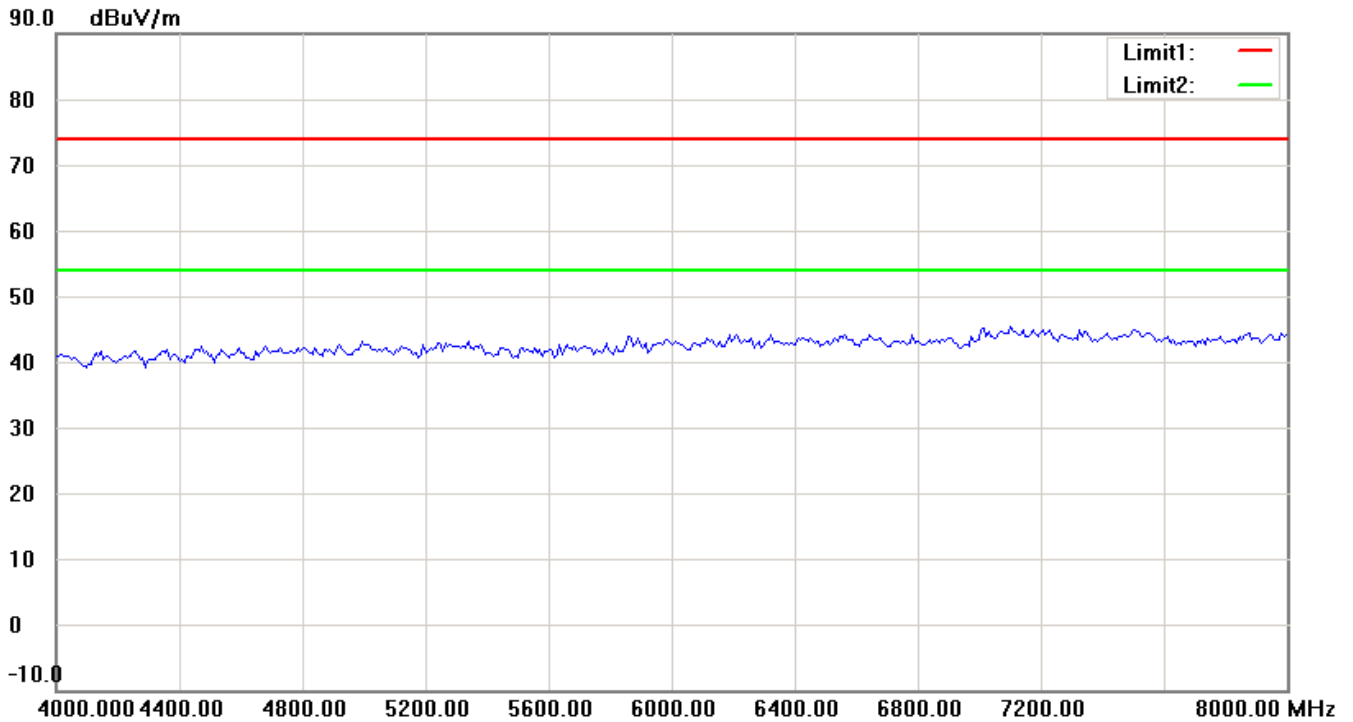
Note:

1. The attached measurement plots are preliminarily pre-scanned with peak detector for determining the final checking frequencies and are for reference only.
2. The some frequencies may exceed the limit line without the specified detectors, but that cannot present the results are failed to the specification of test standard.
3. For corrected test results are listed in the relevant table of radiated test data of this test report.



Worldwide Testing Services(Taiwan) Co., Ltd.


Registration number: W6M21402-13807-C-1
FCC ID: VYTLP8097



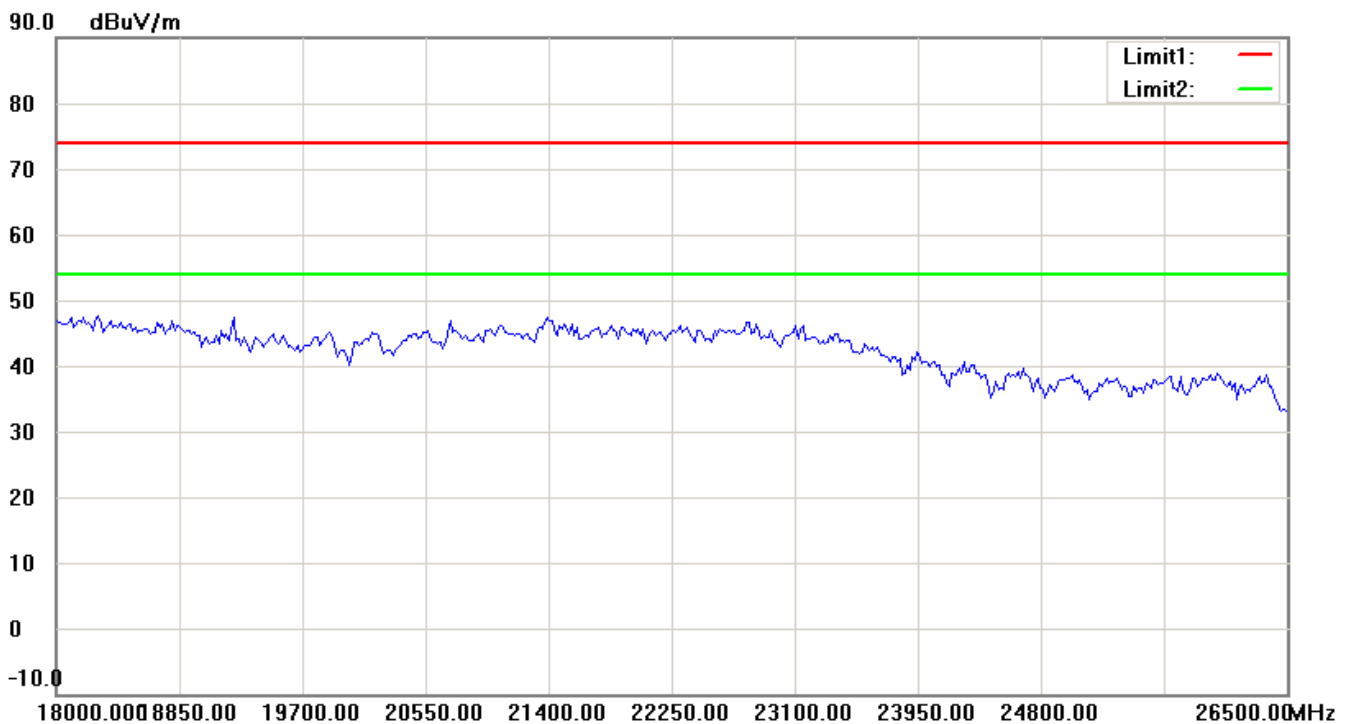
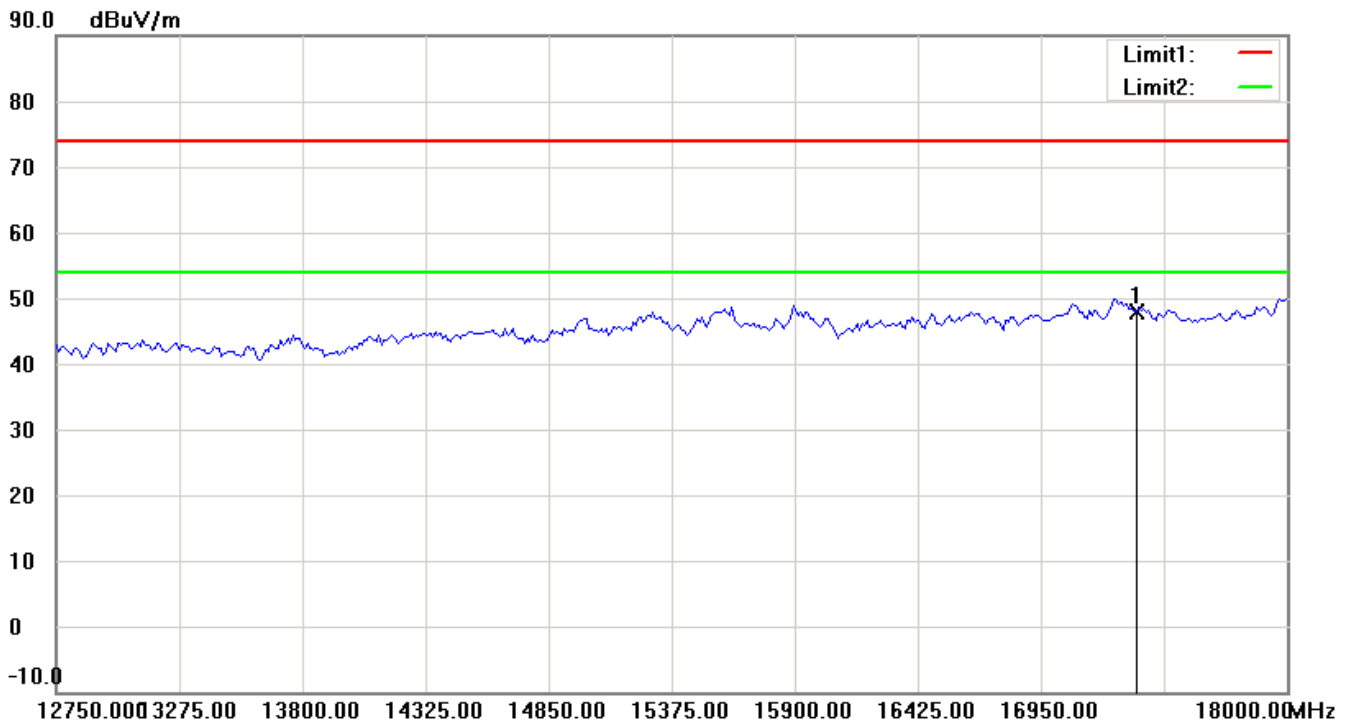
Up Line: Peak Limit Line Down Line: Ave Limit Line

Note:

1. The attached measurement plots are preliminarily pre-scanned with peak detector for determining the final checking frequencies and are for reference only.
2. The some frequencies may exceed the limit line without the specified detectors, but that cannot present the results are failed to the specification of test standard.
3. For corrected test results are listed in the relevant table of radiated test data of this test report.



Registration number: W6M21402-13807-C-1
FCC ID: VYTLP8097



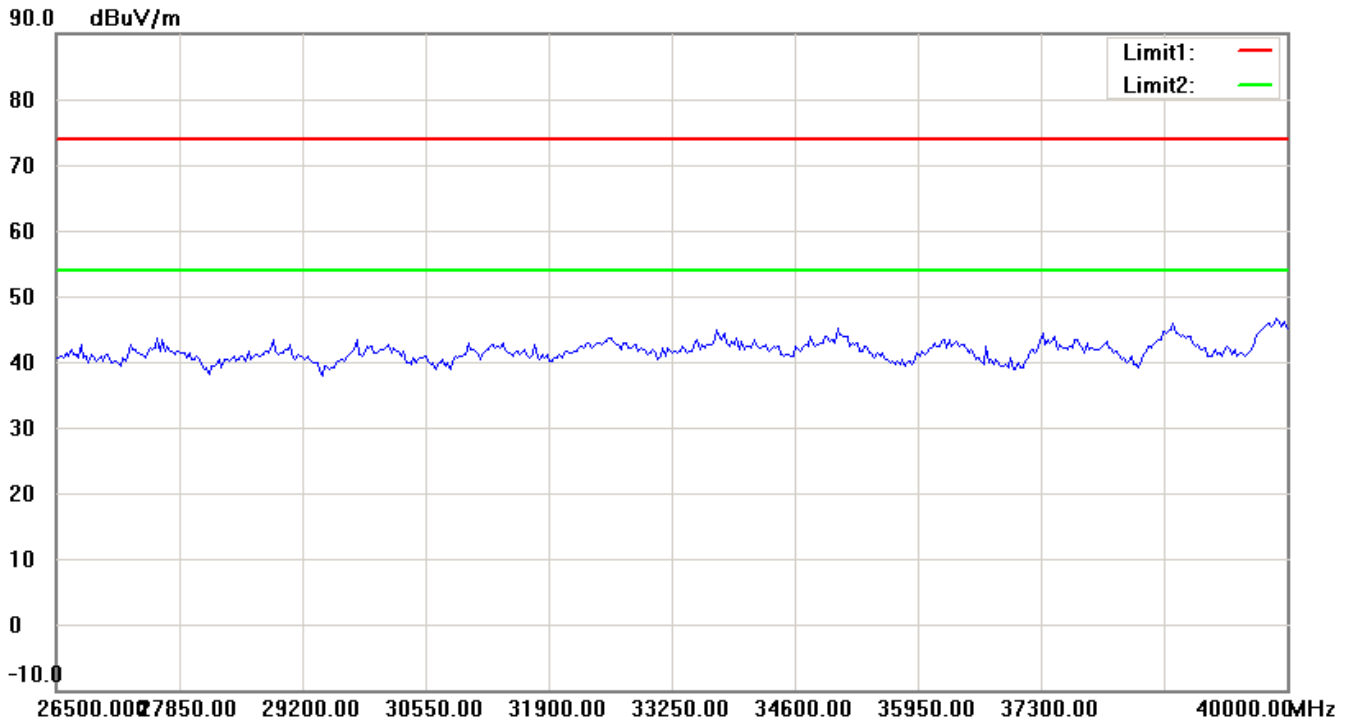
Up Line: Peak Limit Line Down Line: Ave Limit Line

Note:

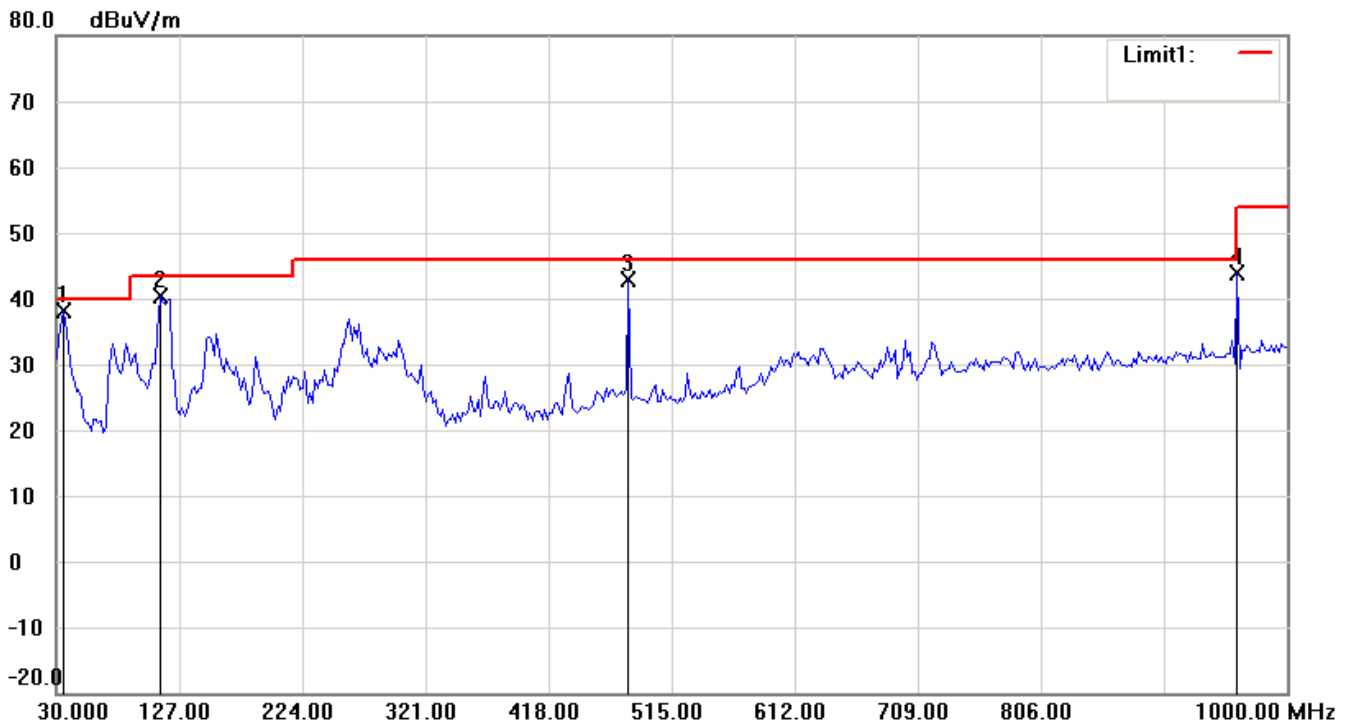
1. The attached measurement plots are preliminarily pre-scanned with peak detector for determining the final checking frequencies and are for reference only.
2. The some frequencies may exceed the limit line without the specified detectors, but that cannot present the results are failed to the specification of test standard.
3. For corrected test results are listed in the relevant table of radiated test data of this test report.



Registration number: W6M21402-13807-C-1
 FCC ID: VYTLP8097




Antenna Polarization V



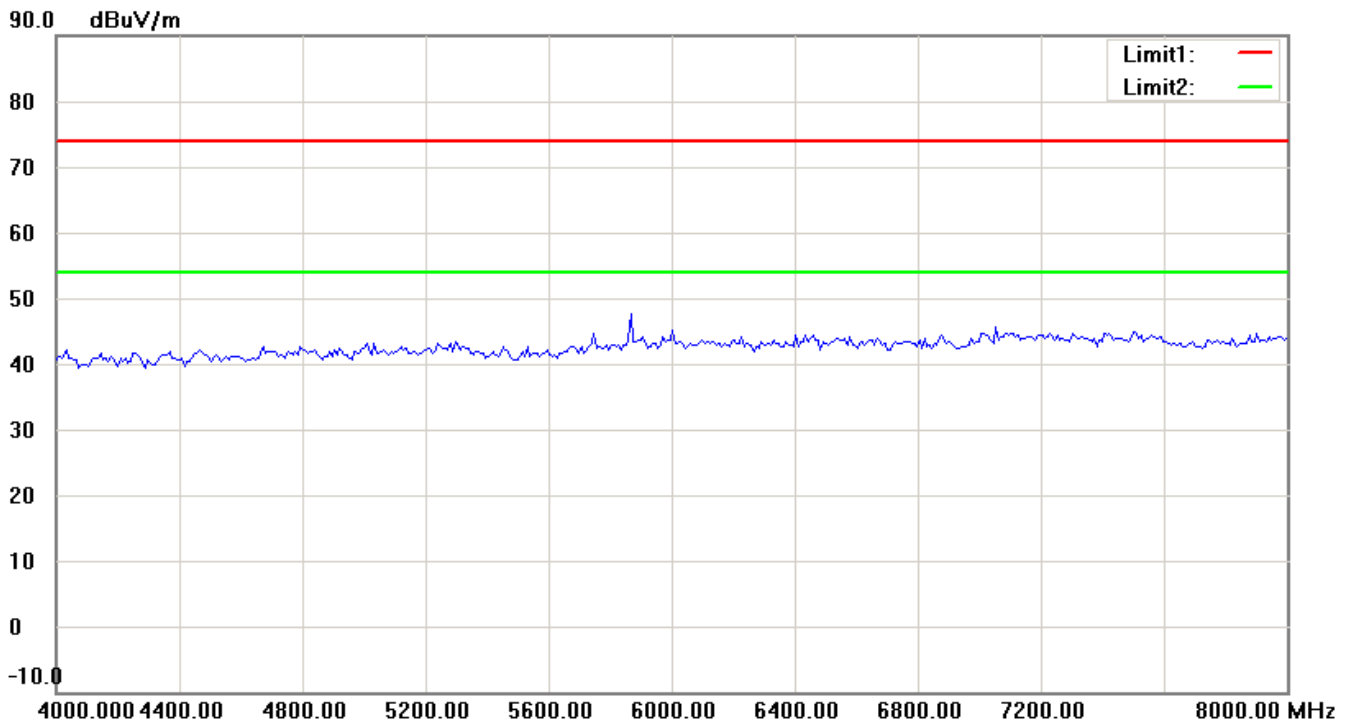
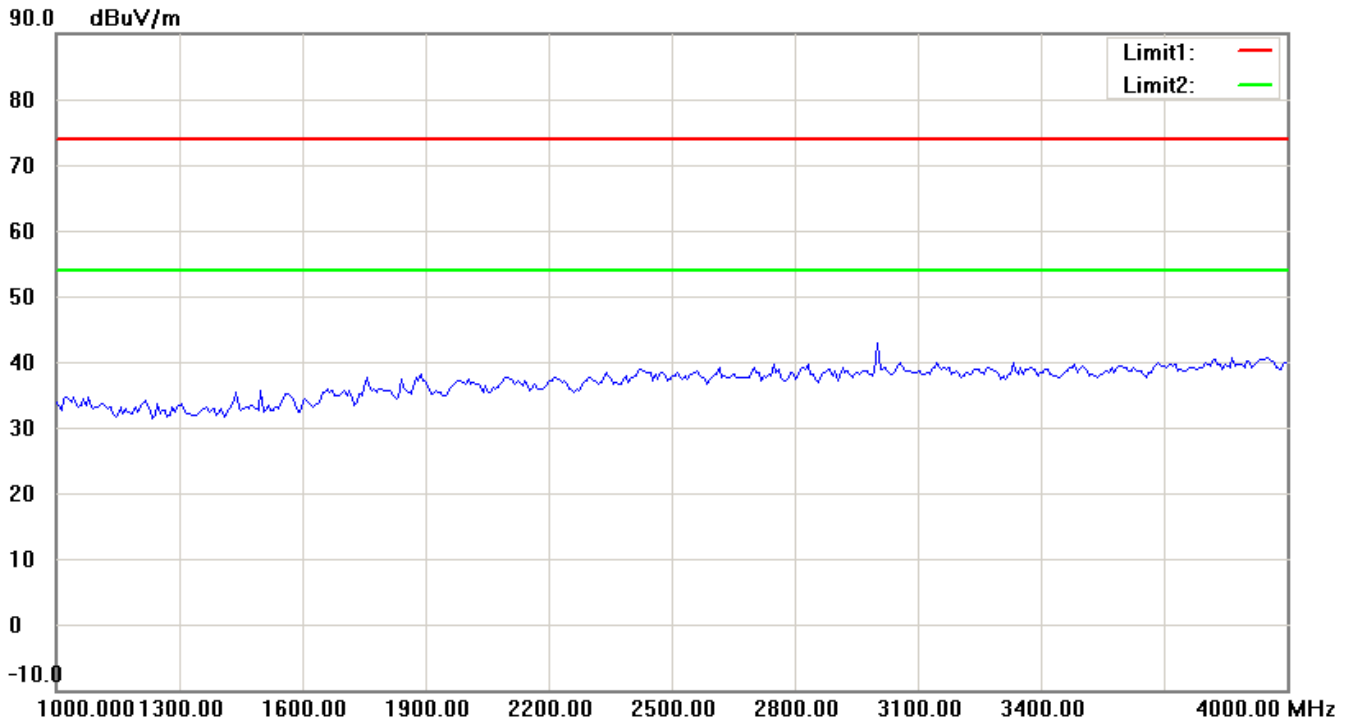
Up Line: Peak Limit Line Down Line: Ave Limit Line

Note:

1. The attached measurement plots are preliminarily pre-scanned with peak detector for determining the final checking frequencies and are for reference only.
2. The some frequencies may exceed the limit line without the specified detectors, but that cannot present the results are failed to the specification of test standard.
3. For corrected test results are listed in the relevant table of radiated test data of this test report.



Registration number: W6M21402-13807-C-1
FCC ID: VYTLP8097



Up Line: Peak Limit Line Down Line: Ave Limit Line

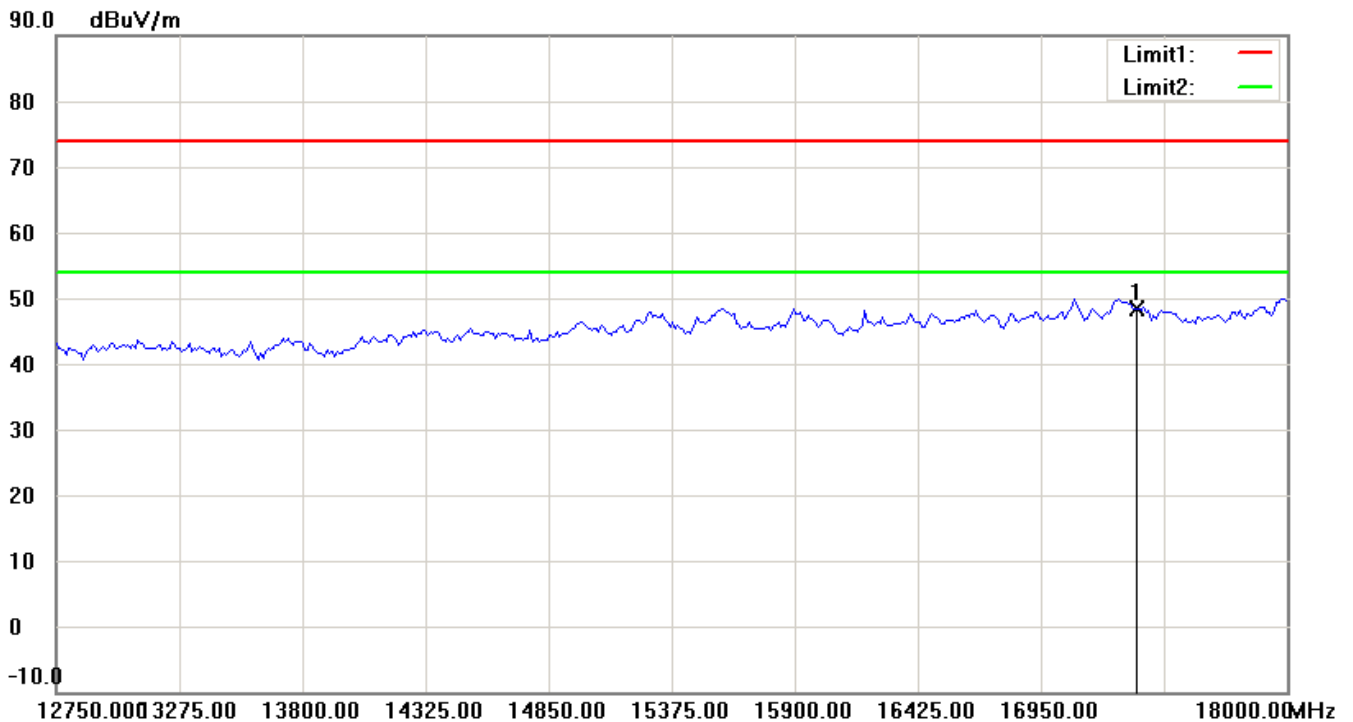
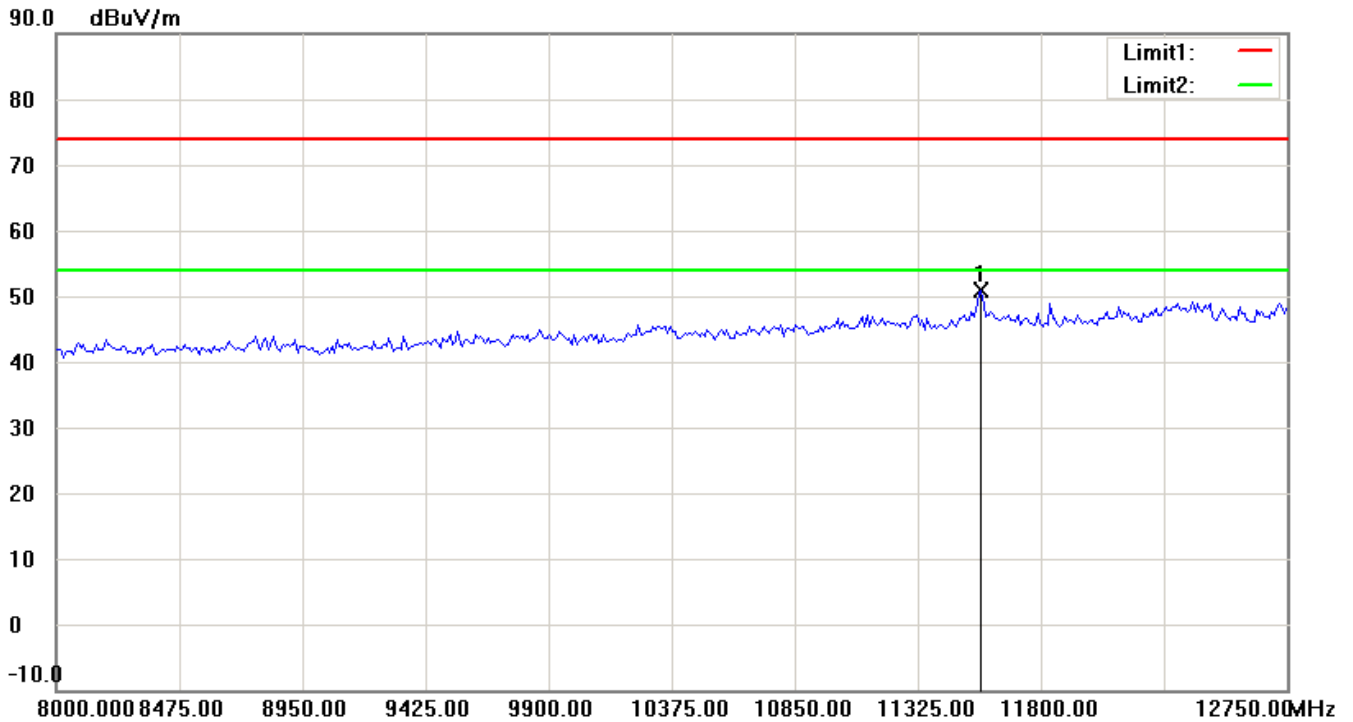
Note:

1. The attached measurement plots are preliminarily pre-scanned with peak detector for determining the final checking frequencies and are for reference only.
2. The some frequencies may exceed the limit line without the specified detectors, but that cannot present the results are failed to the specification of test standard.
3. For corrected test results are listed in the relevant table of radiated test data of this test report.



Worldwide Testing Services(Taiwan) Co., Ltd.

Registration number: W6M21402-13807-C-1
FCC ID: VYTLP8097



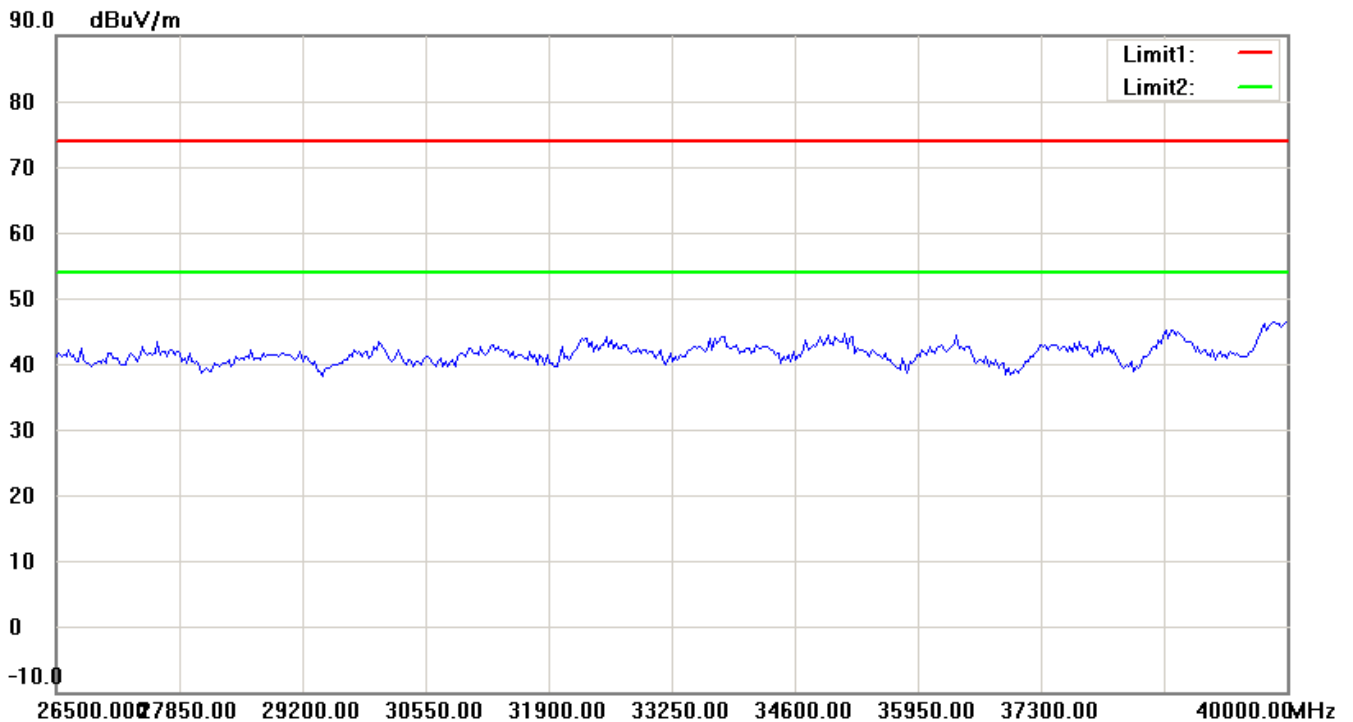
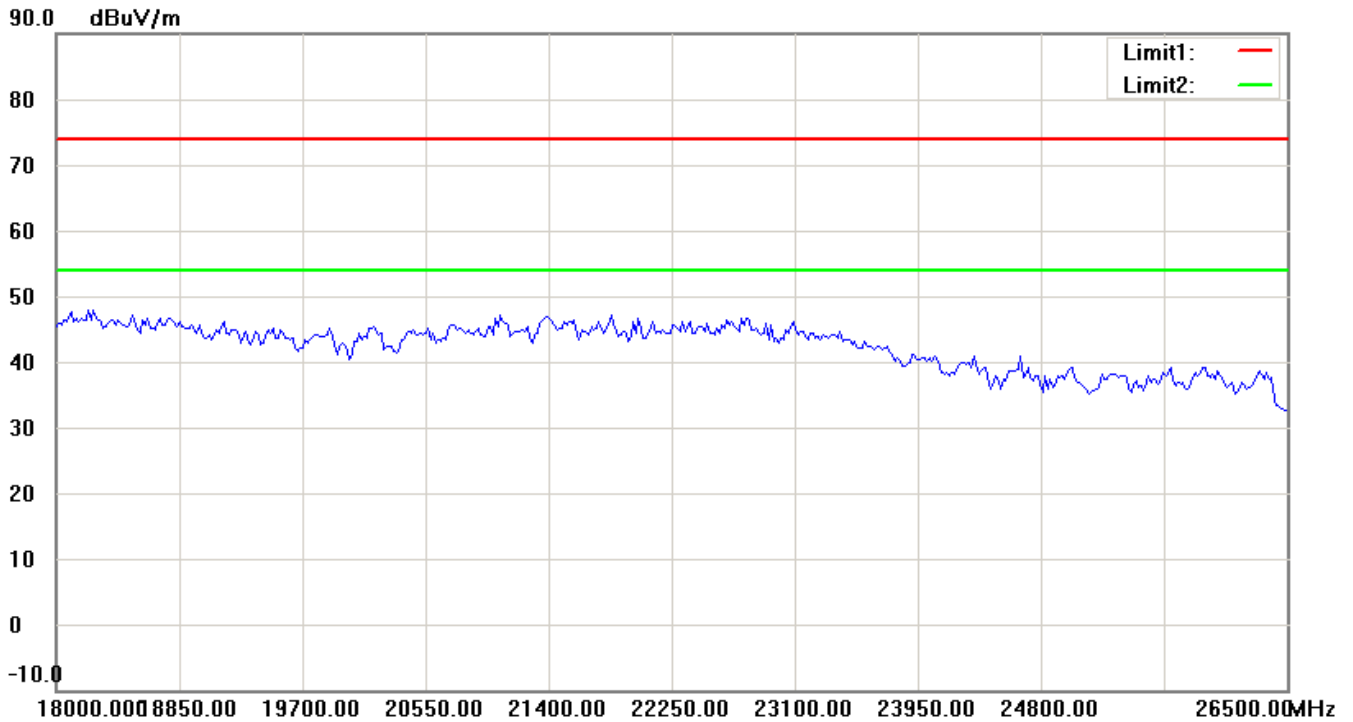
Up Line: Peak Limit Line Down Line: Ave Limit Line

Note:

1. The attached measurement plots are preliminarily pre-scanned with peak detector for determining the final checking frequencies and are for reference only.
2. The some frequencies may exceed the limit line without the specified detectors, but that cannot present the results are failed to the specification of test standard.
3. For corrected test results are listed in the relevant table of radiated test data of this test report.




Registration number: W6M21402-13807-C-1
FCC ID: VYTLP8097



Up Line: Peak Limit Line Down Line: Ave Limit Line

Note:

1. The attached measurement plots are preliminarily pre-scanned with peak detector for determining the final checking frequencies and are for reference only.
2. The some frequencies may exceed the limit line without the specified detectors, but that cannot present the results are failed to the specification of test standard.
3. For corrected test results are listed in the relevant table of radiated test data of this test report.



Registration number: W6M21402-13807-C-1
FCC ID: VYTLP8097

802.11n 20MHz 5825MHz
Antenna Polarization H



Up Line: Peak Limit Line Down Line: Ave Limit Line

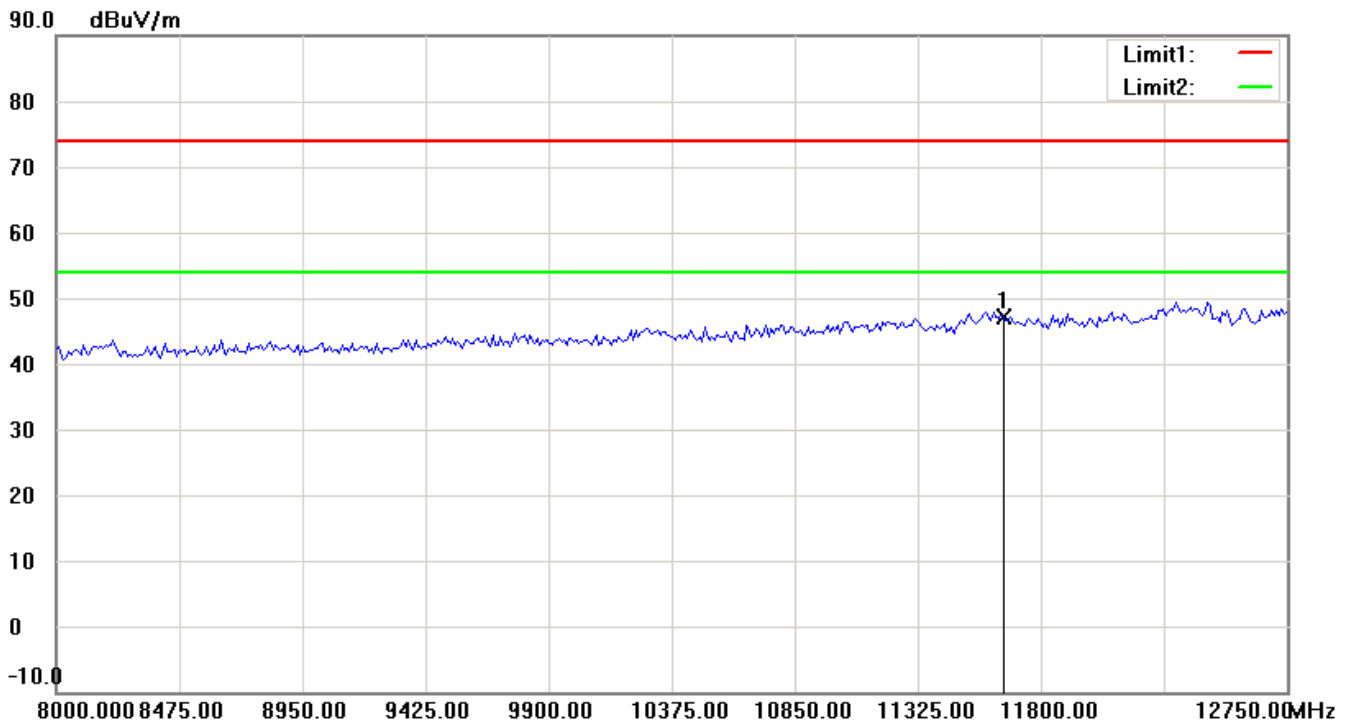
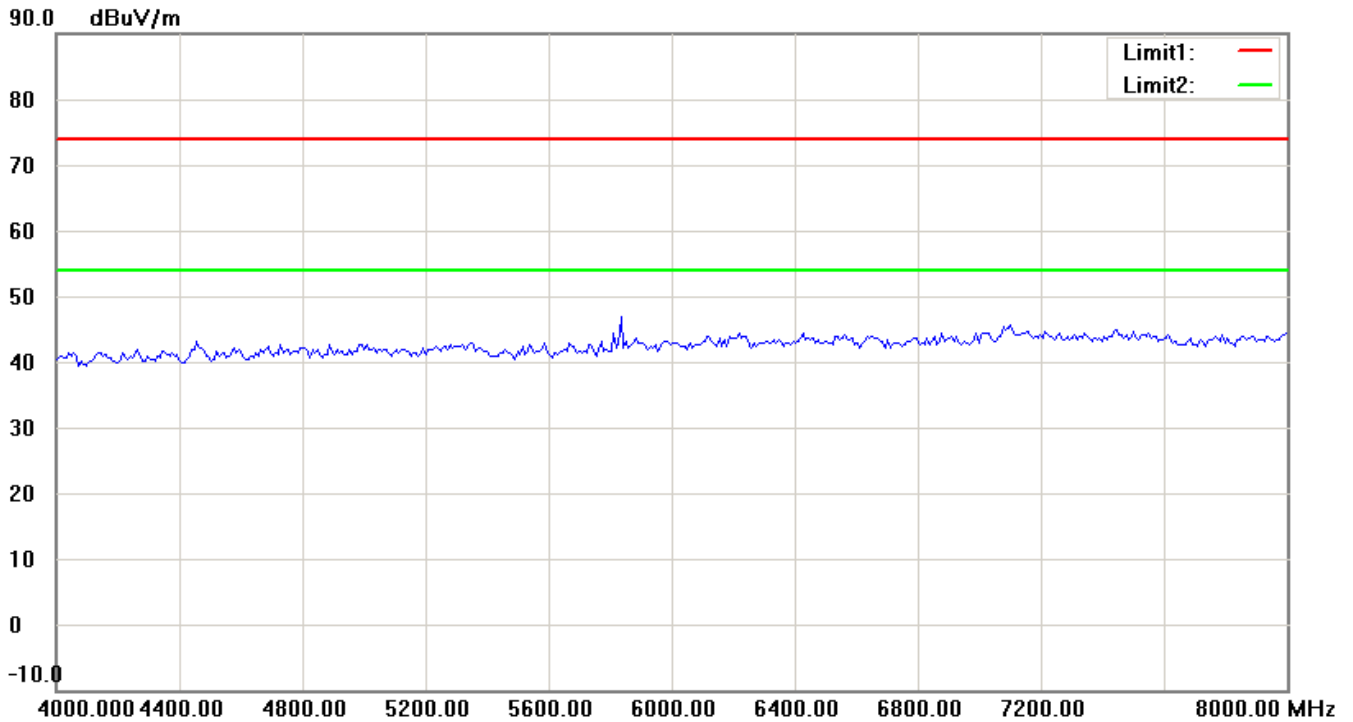
Note:

1. The attached measurement plots are preliminarily pre-scanned with peak detector for determining the final checking frequencies and are for reference only.
2. The some frequencies may exceed the limit line without the specified detectors, but that cannot present the results are failed to the specification of test standard.
3. For corrected test results are listed in the relevant table of radiated test data of this test report.



Worldwide Testing Services(Taiwan) Co., Ltd.


Registration number: W6M21402-13807-C-1
FCC ID: VYTLP8097



Up Line: Peak Limit Line Down Line: Ave Limit Line

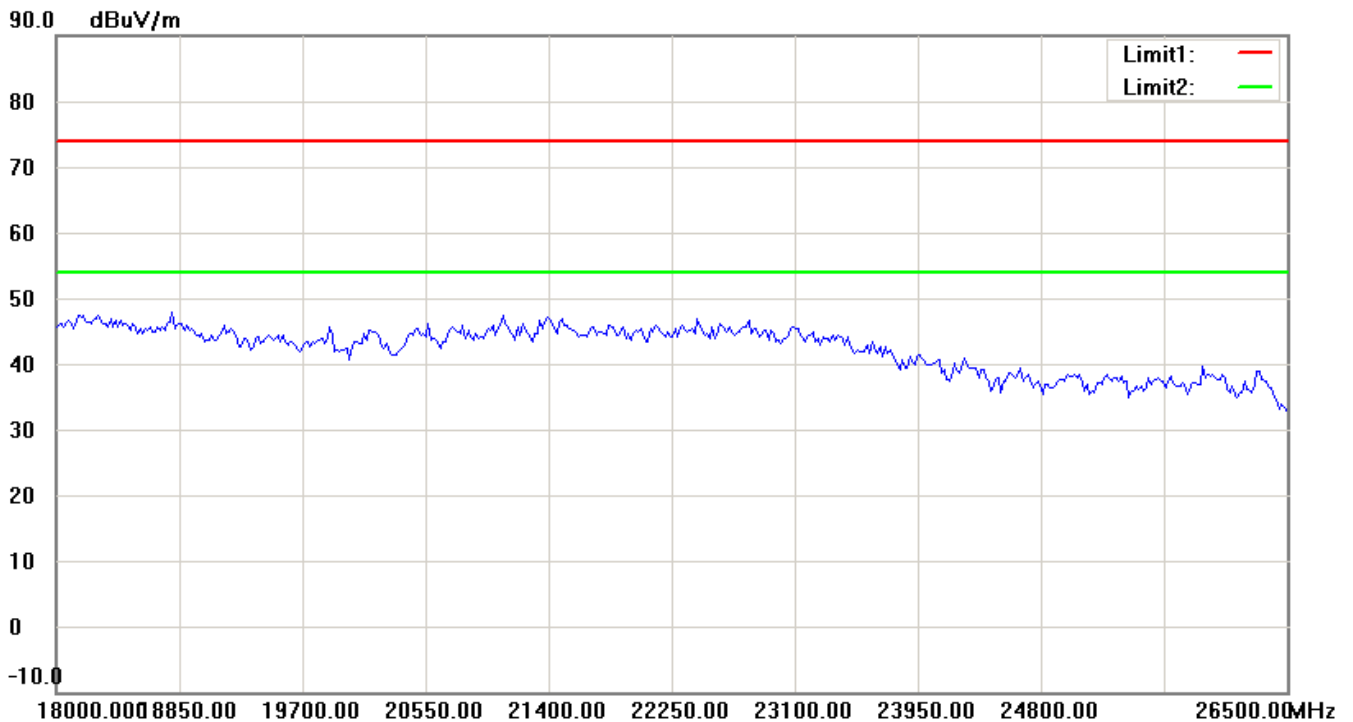
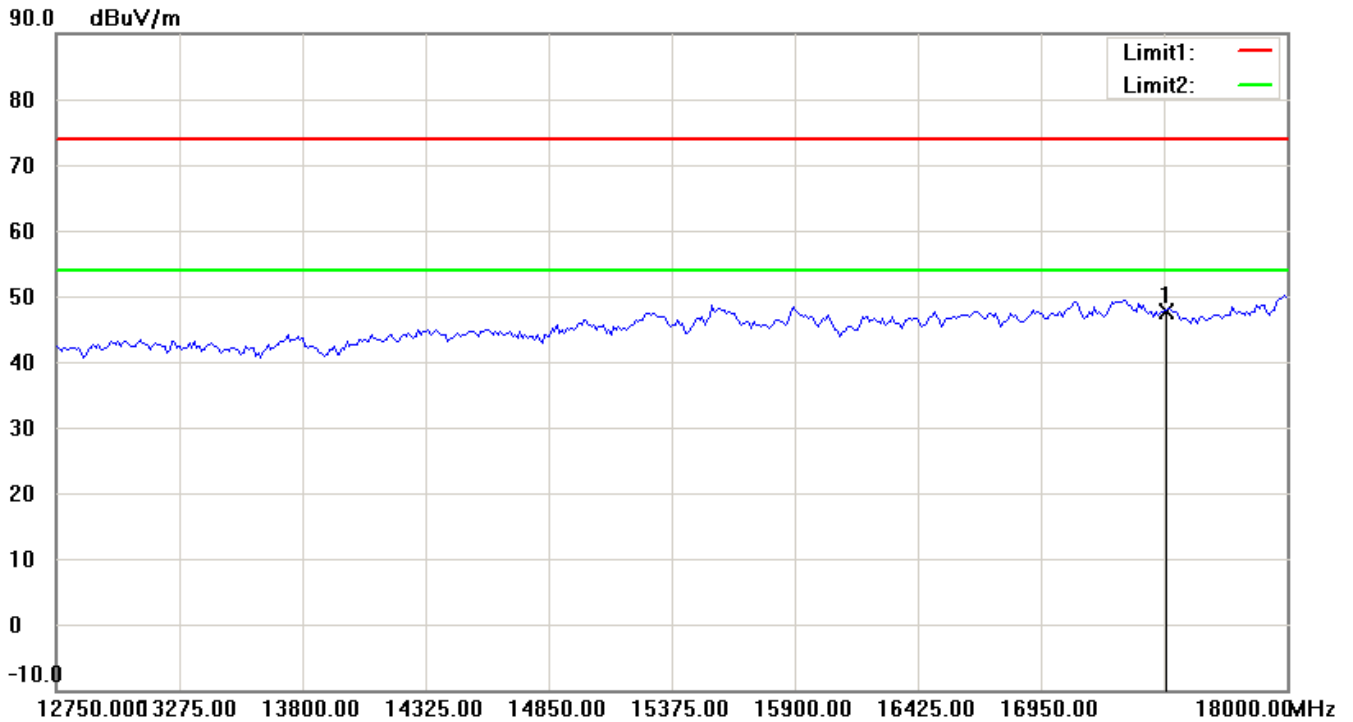
Note:

1. The attached measurement plots are preliminarily pre-scanned with peak detector for determining the final checking frequencies and are for reference only.
2. The some frequencies may exceed the limit line without the specified detectors, but that cannot present the results are failed to the specification of test standard.
3. For corrected test results are listed in the relevant table of radiated test data of this test report.



Worldwide Testing Services(Taiwan) Co., Ltd.

Registration number: W6M21402-13807-C-1
FCC ID: VYTLP8097



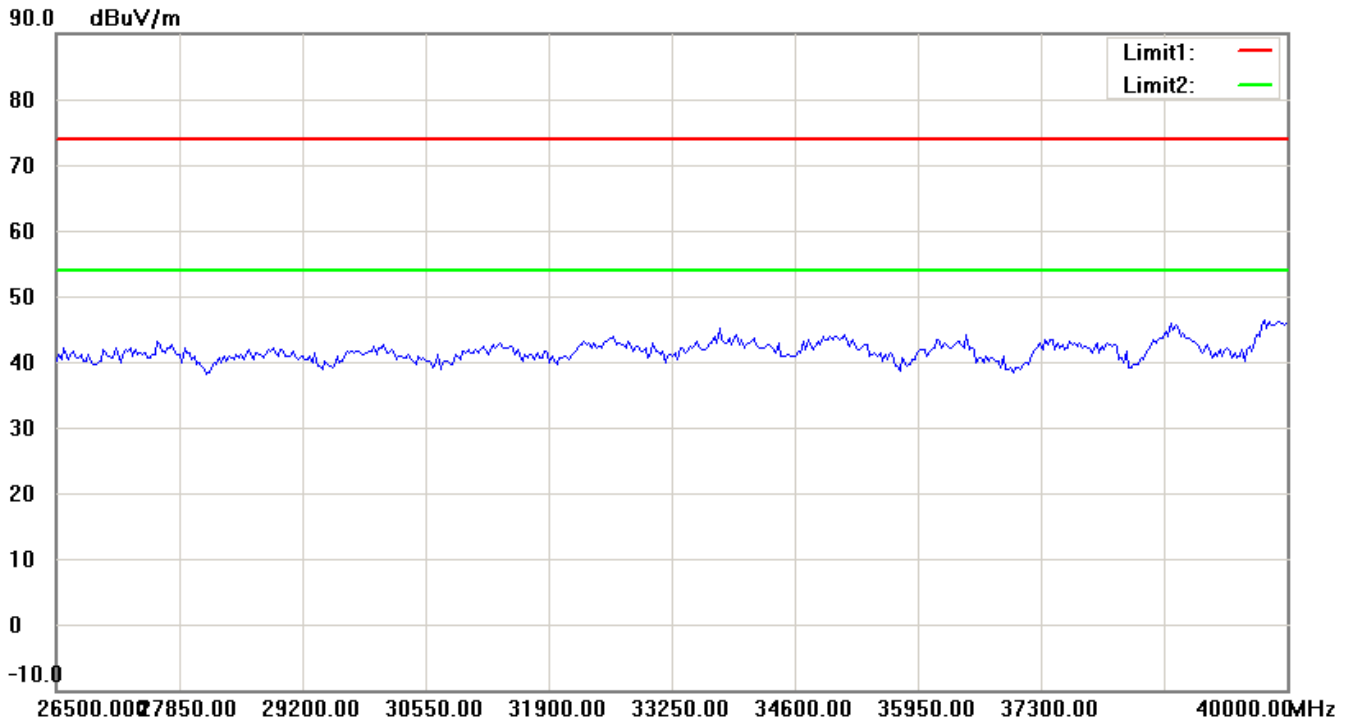
Up Line: Peak Limit Line Down Line: Ave Limit Line

Note:

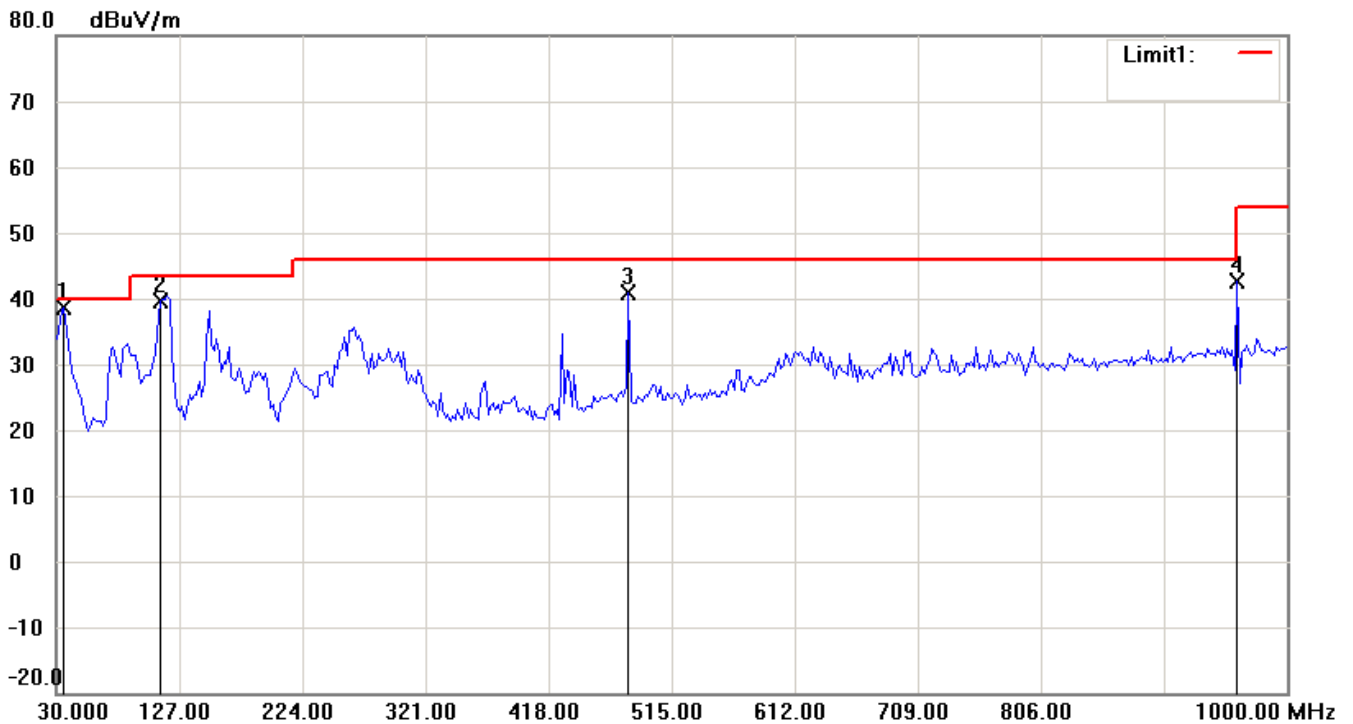
1. The attached measurement plots are preliminarily pre-scanned with peak detector for determining the final checking frequencies and are for reference only.
2. The some frequencies may exceed the limit line without the specified detectors, but that cannot present the results are failed to the specification of test standard.
3. For corrected test results are listed in the relevant table of radiated test data of this test report.



Registration number: W6M21402-13807-C-1
 FCC ID: VYTLP8097




Antenna Polarization V



Up Line: Peak Limit Line Down Line: Ave Limit Line

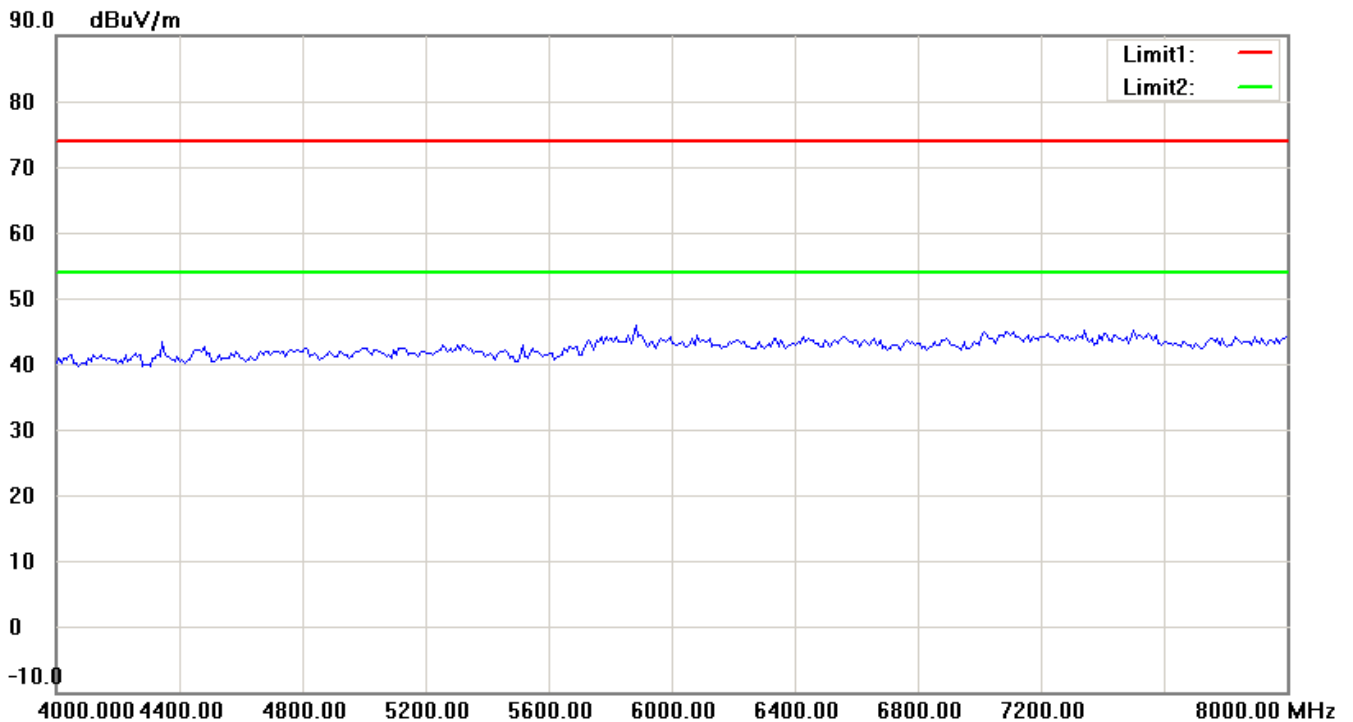
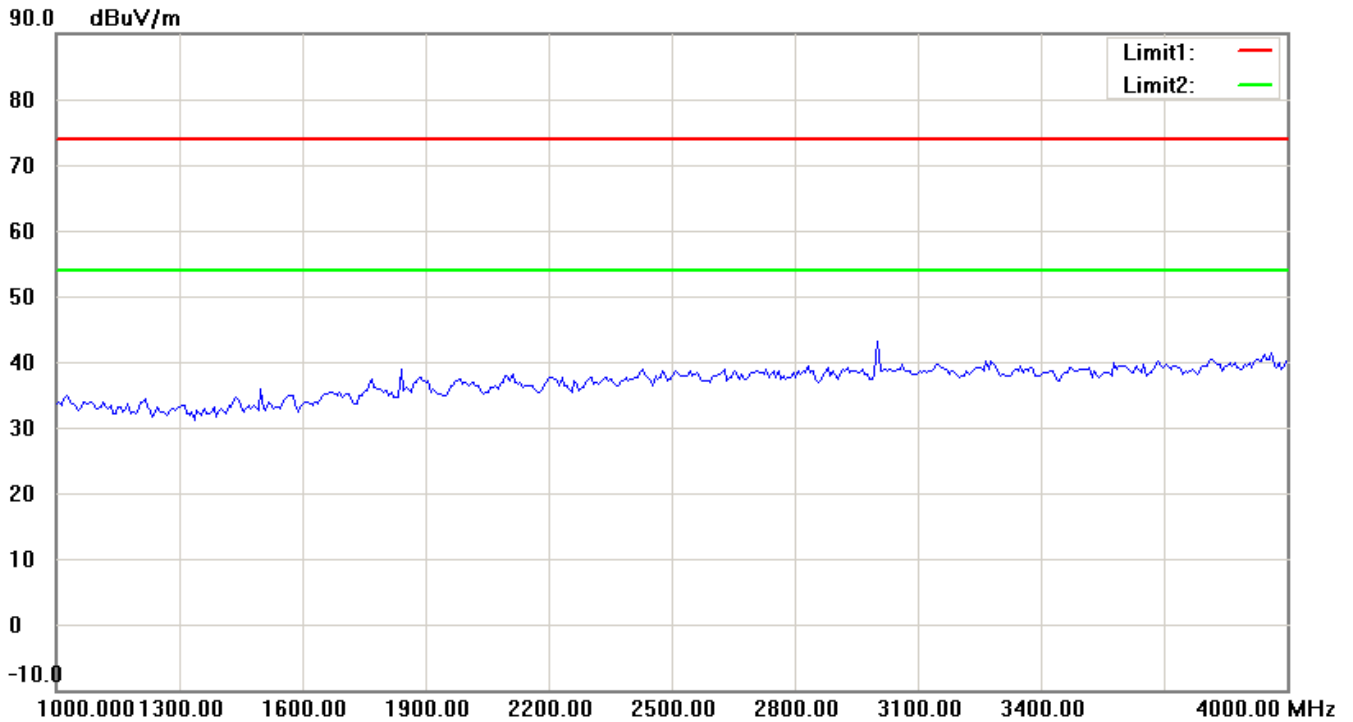
Note:

1. The attached measurement plots are preliminarily pre-scanned with peak detector for determining the final checking frequencies and are for reference only.
2. The some frequencies may exceed the limit line without the specified detectors, but that cannot present the results are failed to the specification of test standard.
3. For corrected test results are listed in the relevant table of radiated test data of this test report.



Worldwide Testing Services(Taiwan) Co., Ltd.

Registration number: W6M21402-13807-C-1
FCC ID: VYTLP8097



Up Line: Peak Limit Line Down Line: Ave Limit Line

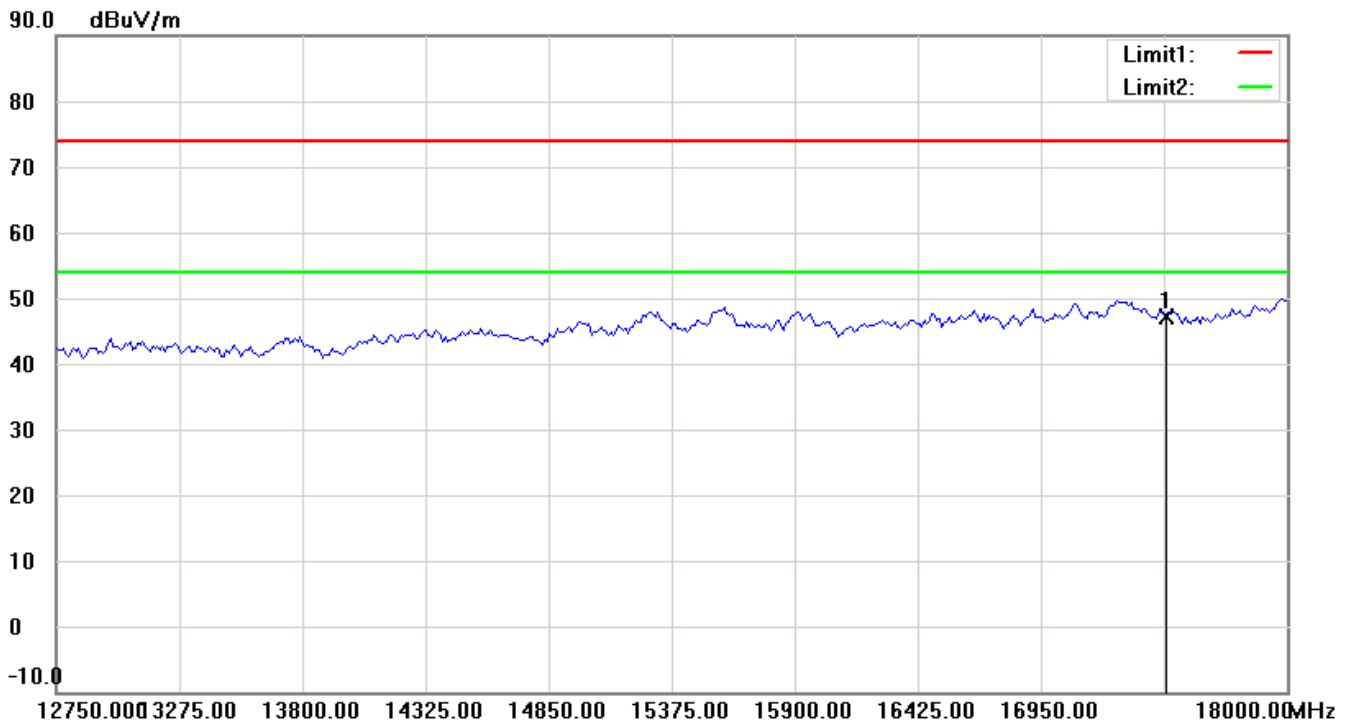
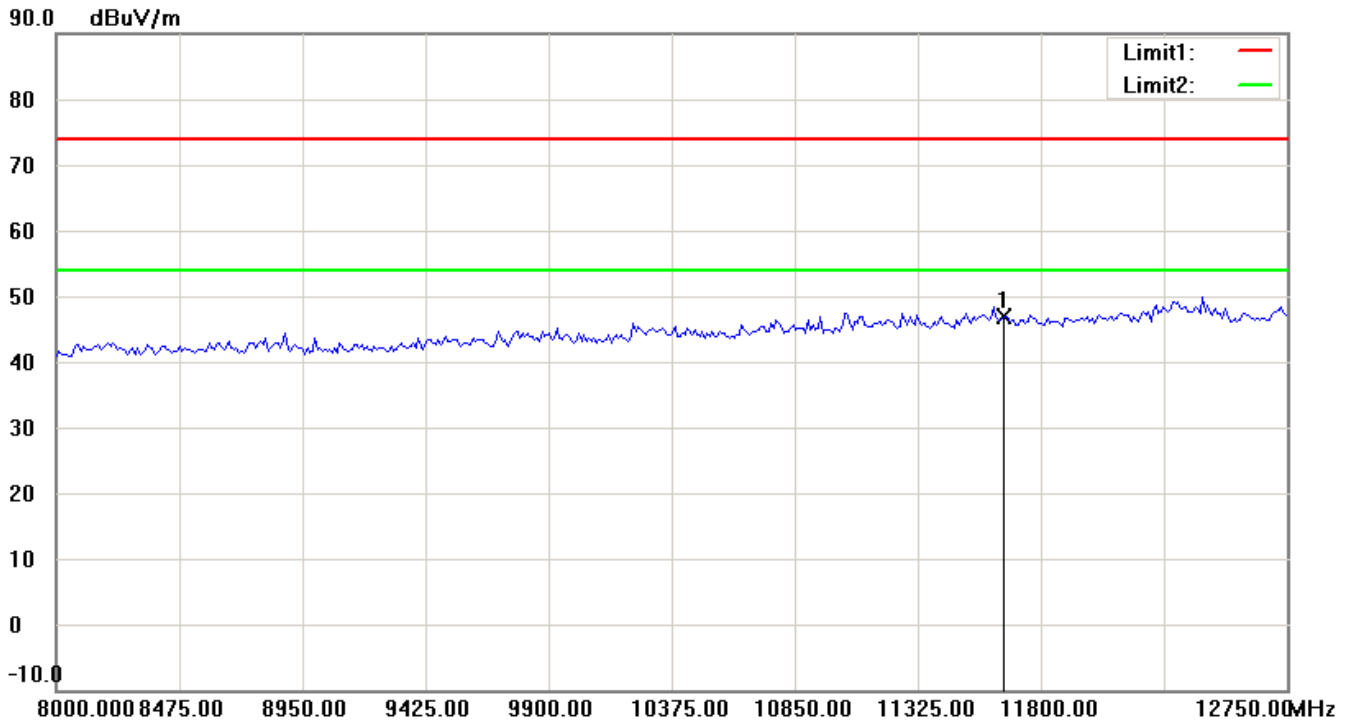
Note:

1. The attached measurement plots are preliminarily pre-scanned with peak detector for determining the final checking frequencies and are for reference only.
2. The some frequencies may exceed the limit line without the specified detectors, but that cannot present the results are failed to the specification of test standard.
3. For corrected test results are listed in the relevant table of radiated test data of this test report.



Worldwide Testing Services(Taiwan) Co., Ltd.


Registration number: W6M21402-13807-C-1
FCC ID: VYTLP8097



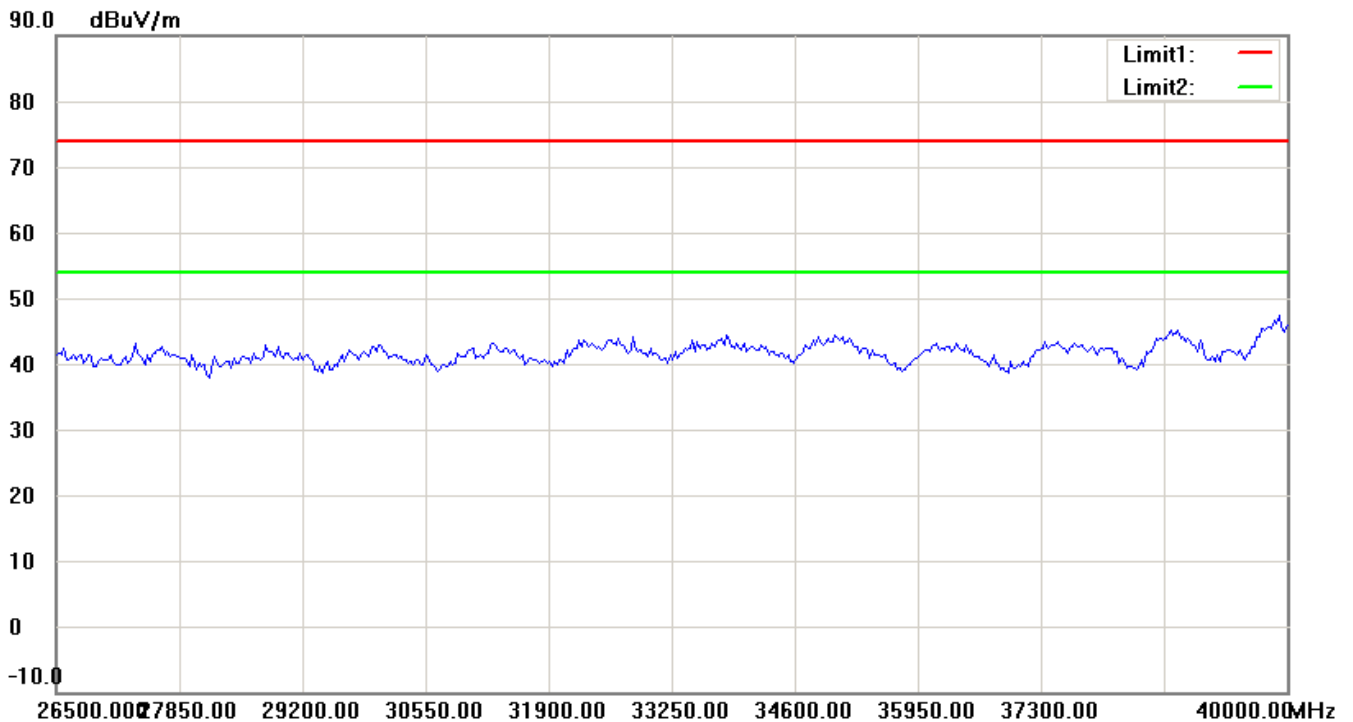
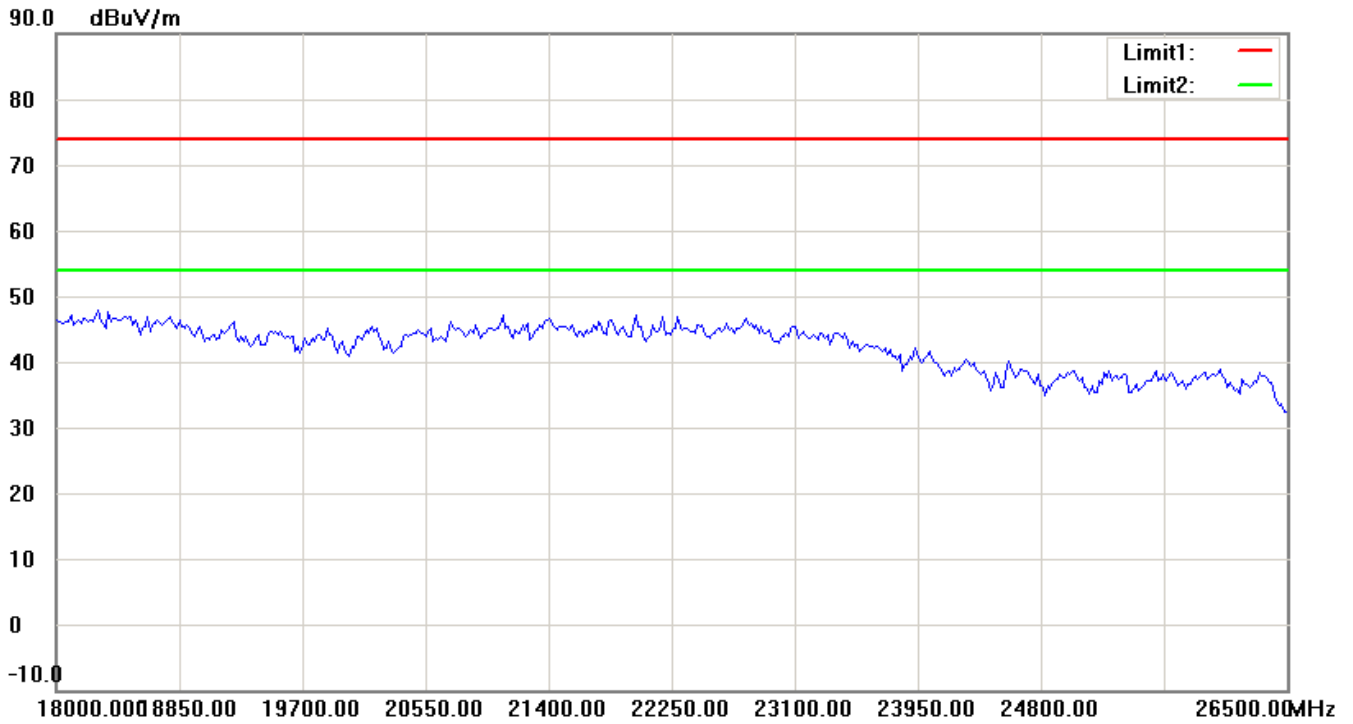
Up Line: Peak Limit Line Down Line: Ave Limit Line

Note:

1. The attached measurement plots are preliminarily pre-scanned with peak detector for determining the final checking frequencies and are for reference only.
2. The some frequencies may exceed the limit line without the specified detectors, but that cannot present the results are failed to the specification of test standard.
3. For corrected test results are listed in the relevant table of radiated test data of this test report.




Registration number: W6M21402-13807-C-1
FCC ID: VYTLP8097



Up Line: Peak Limit Line Down Line: Ave Limit Line

Note:

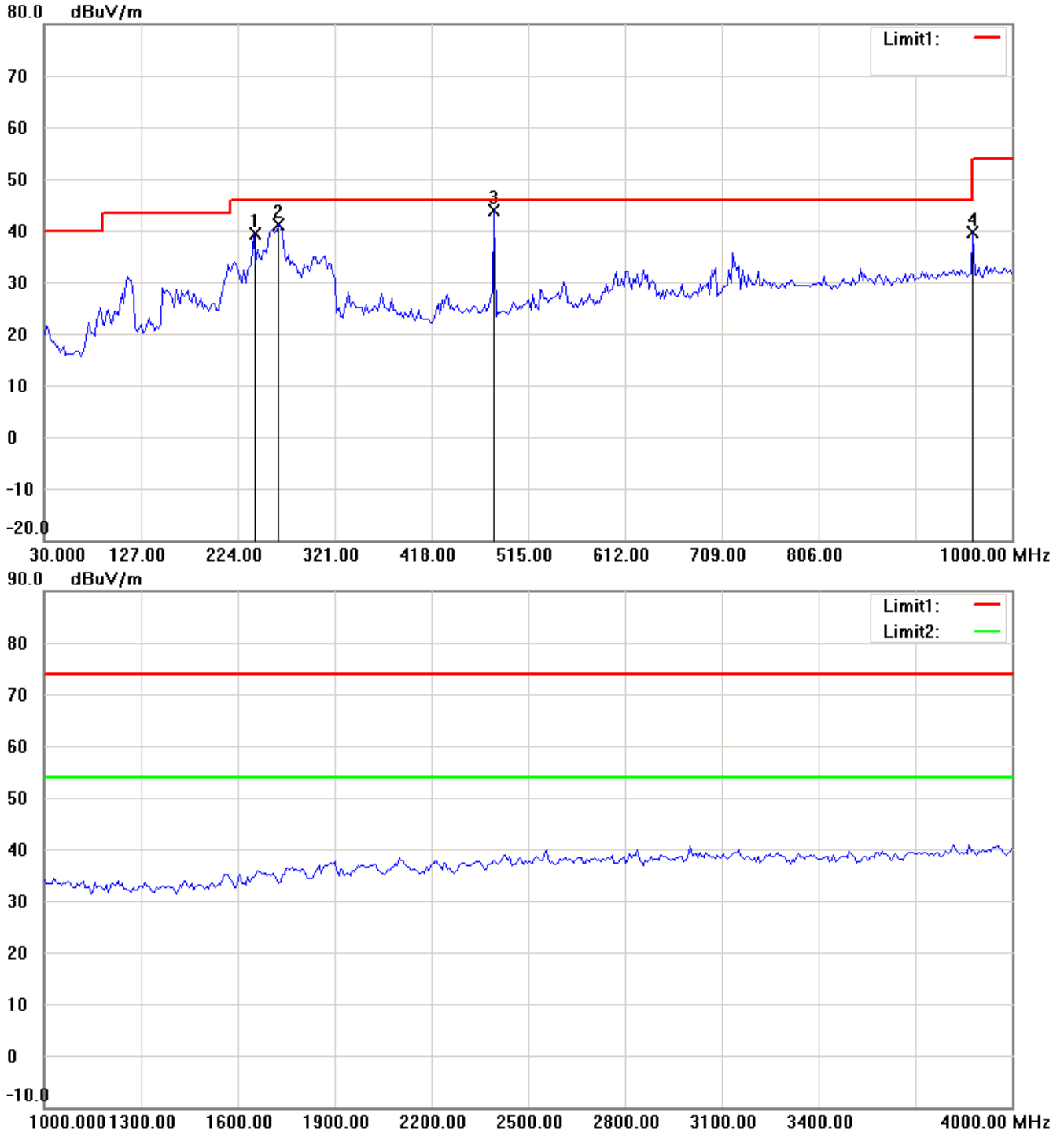
1. The attached measurement plots are preliminarily pre-scanned with peak detector for determining the final checking frequencies and are for reference only.
2. The some frequencies may exceed the limit line without the specified detectors, but that cannot present the results are failed to the specification of test standard.
3. For corrected test results are listed in the relevant table of radiated test data of this test report.



Registration number: W6M21402-13807-C-1
FCC ID: VYTLP8097

802.11n 40MHz 5755MHz

Antenna Polarization H



Up Line: Peak Limit Line Down Line: Ave Limit Line

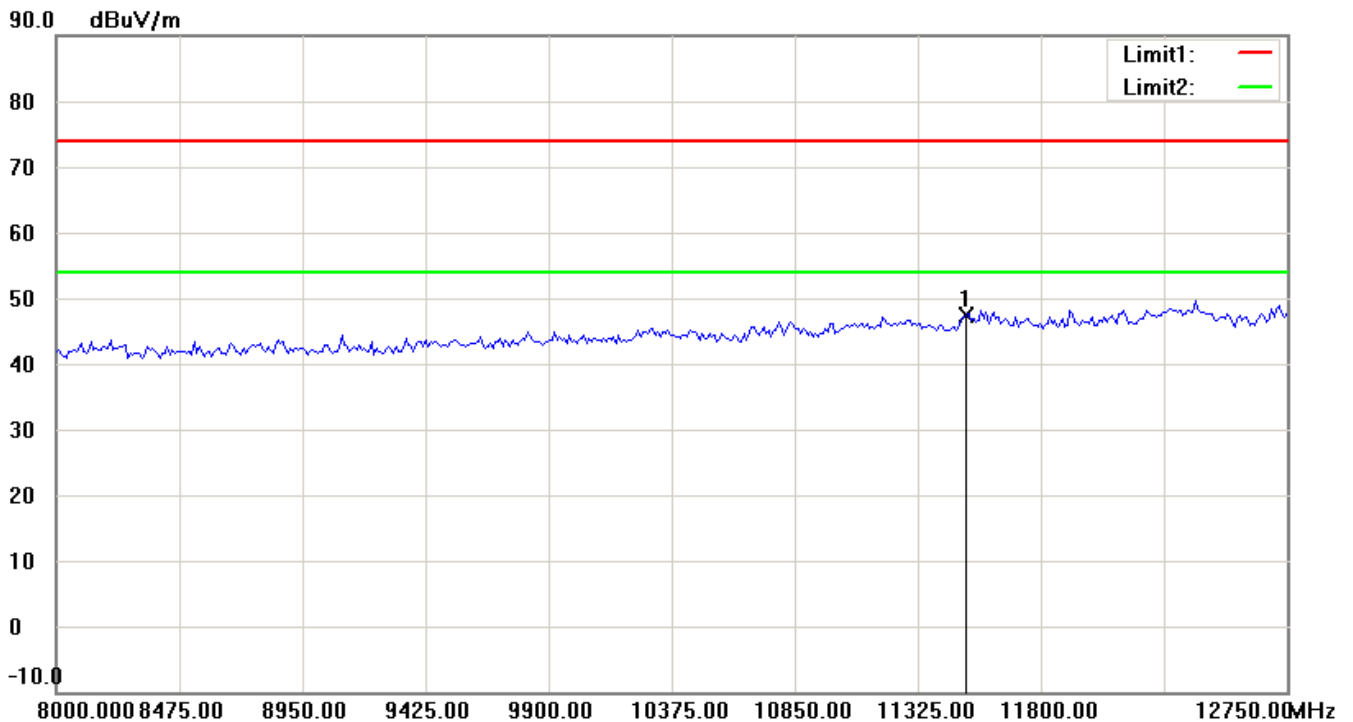
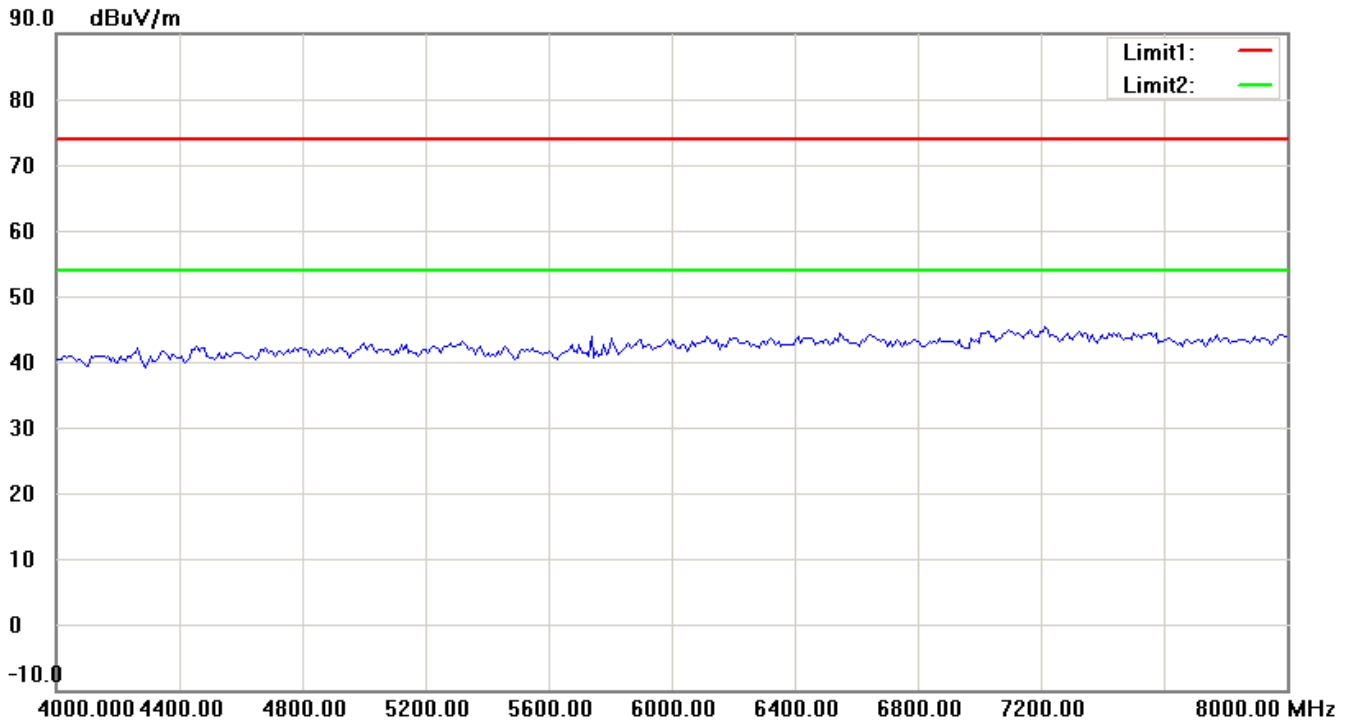
Note:

1. The attached measurement plots are preliminarily pre-scanned with peak detector for determining the final checking frequencies and are for reference only.
2. The some frequencies may exceed the limit line without the specified detectors, but that cannot present the results are failed to the specification of test standard.
3. For corrected test results are listed in the relevant table of radiated test data of this test report.



Worldwide Testing Services(Taiwan) Co., Ltd.


Registration number: W6M21402-13807-C-1
FCC ID: VYTLP8097



Up Line: Peak Limit Line Down Line: Ave Limit Line

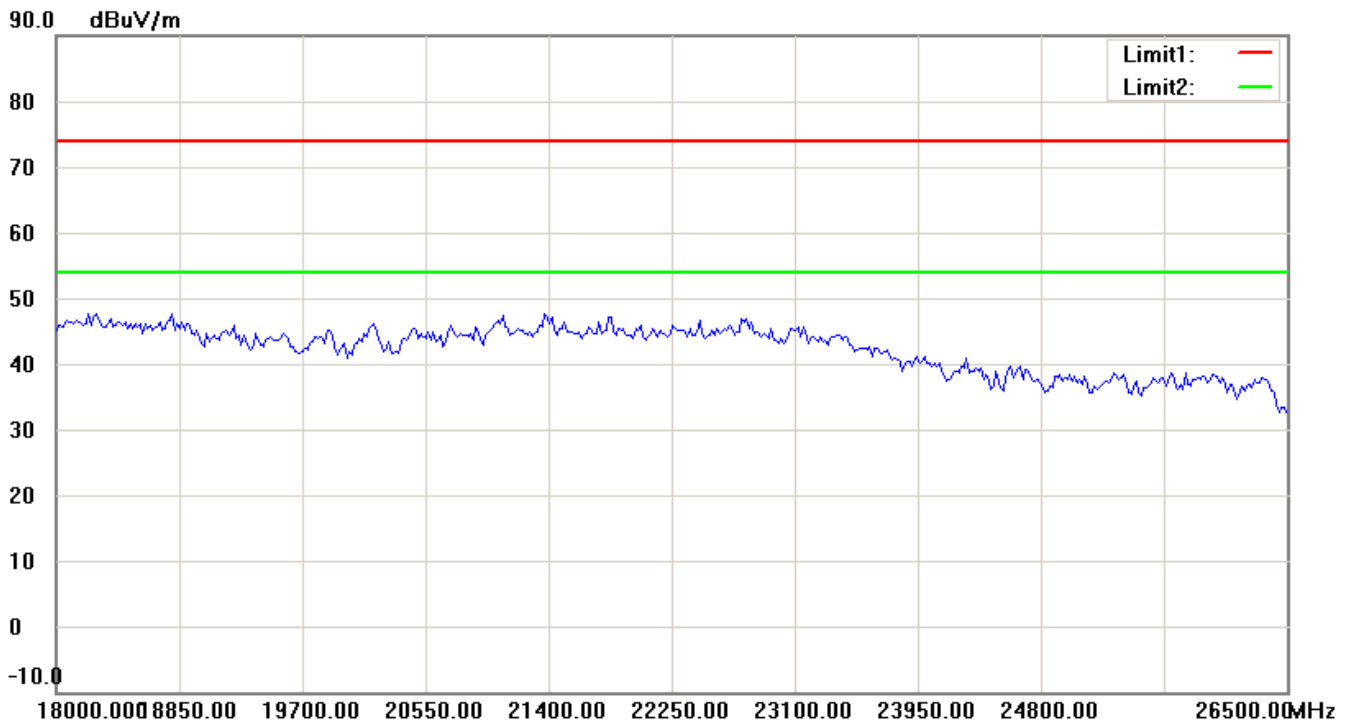
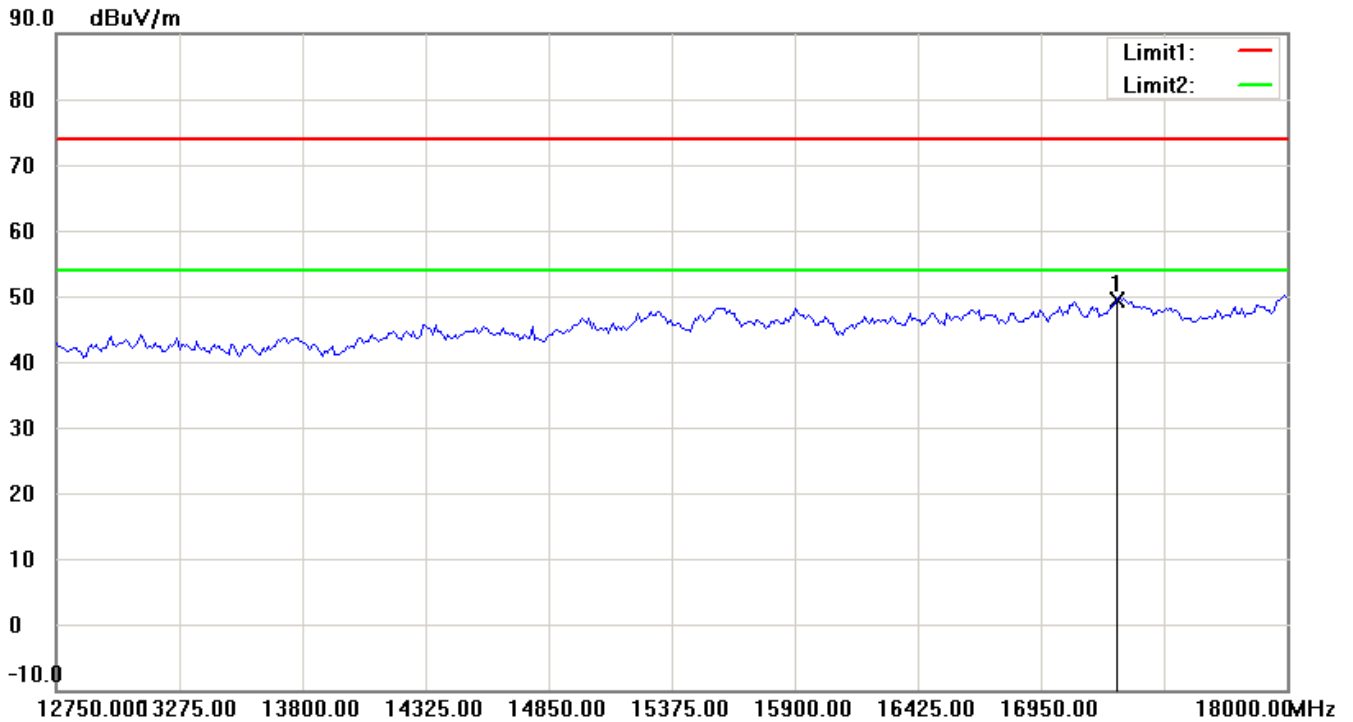
Note:

1. The attached measurement plots are preliminarily pre-scanned with peak detector for determining the final checking frequencies and are for reference only.
2. The some frequencies may exceed the limit line without the specified detectors, but that cannot present the results are failed to the specification of test standard.
3. For corrected test results are listed in the relevant table of radiated test data of this test report.



Worldwide Testing Services(Taiwan) Co., Ltd.

Registration number: W6M21402-13807-C-1
FCC ID: VYTLP8097



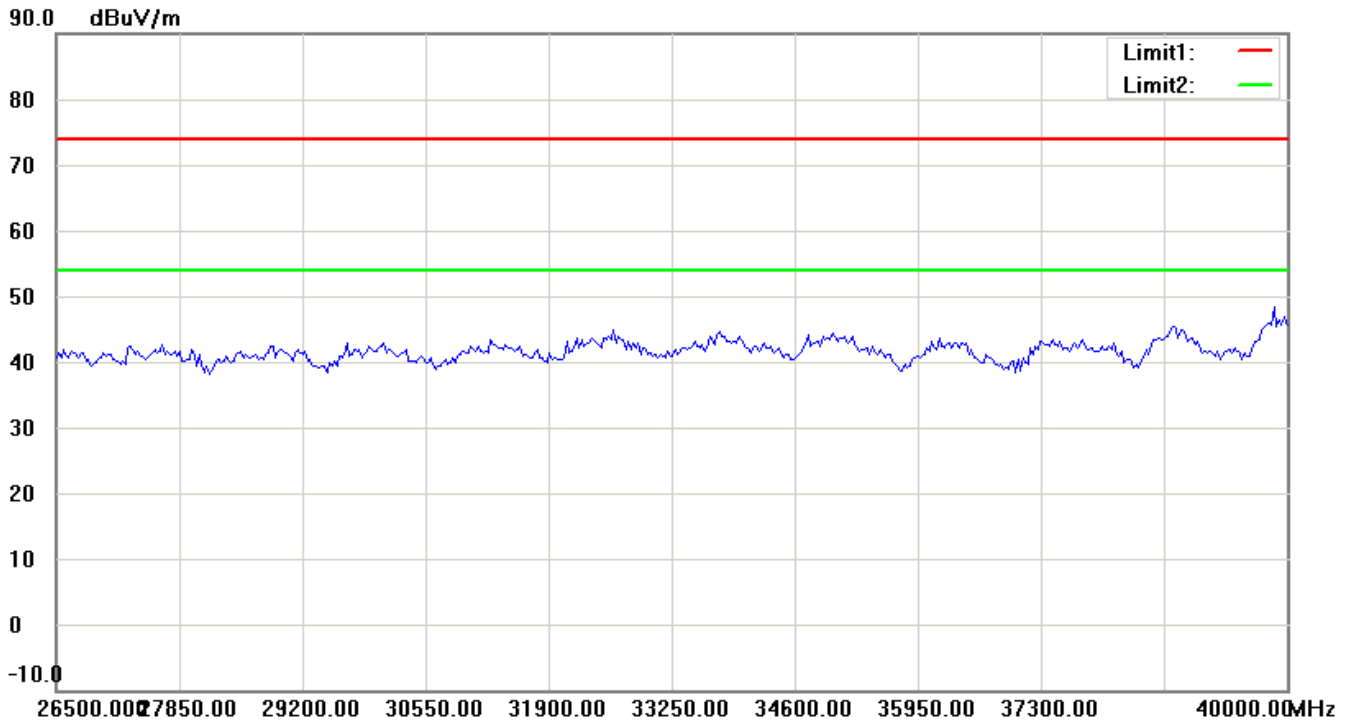
Up Line: Peak Limit Line Down Line: Ave Limit Line

Note:

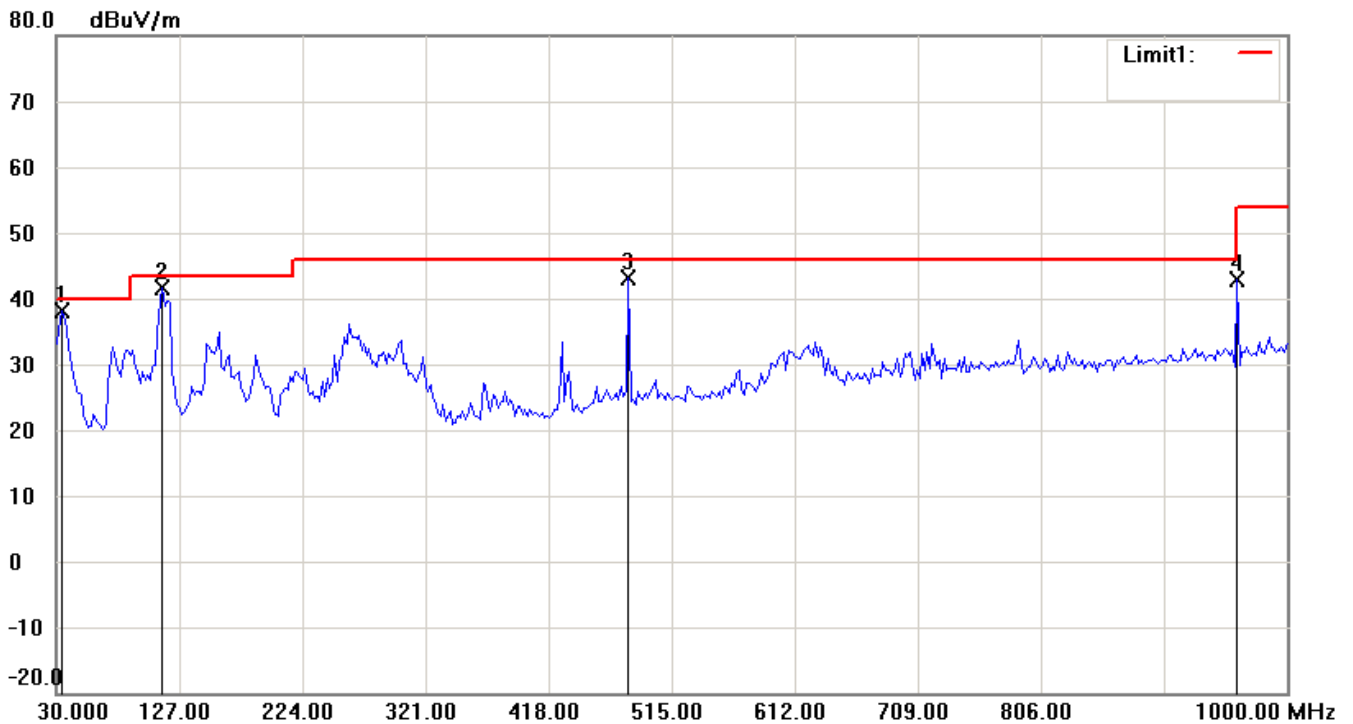
1. The attached measurement plots are preliminarily pre-scanned with peak detector for determining the final checking frequencies and are for reference only.
2. The some frequencies may exceed the limit line without the specified detectors, but that cannot present the results are failed to the specification of test standard.
3. For corrected test results are listed in the relevant table of radiated test data of this test report.



Registration number: W6M21402-13807-C-1
FCC ID: VYTLP8097




Antenna Polarization V



Up Line: Peak Limit Line Down Line: Ave Limit Line

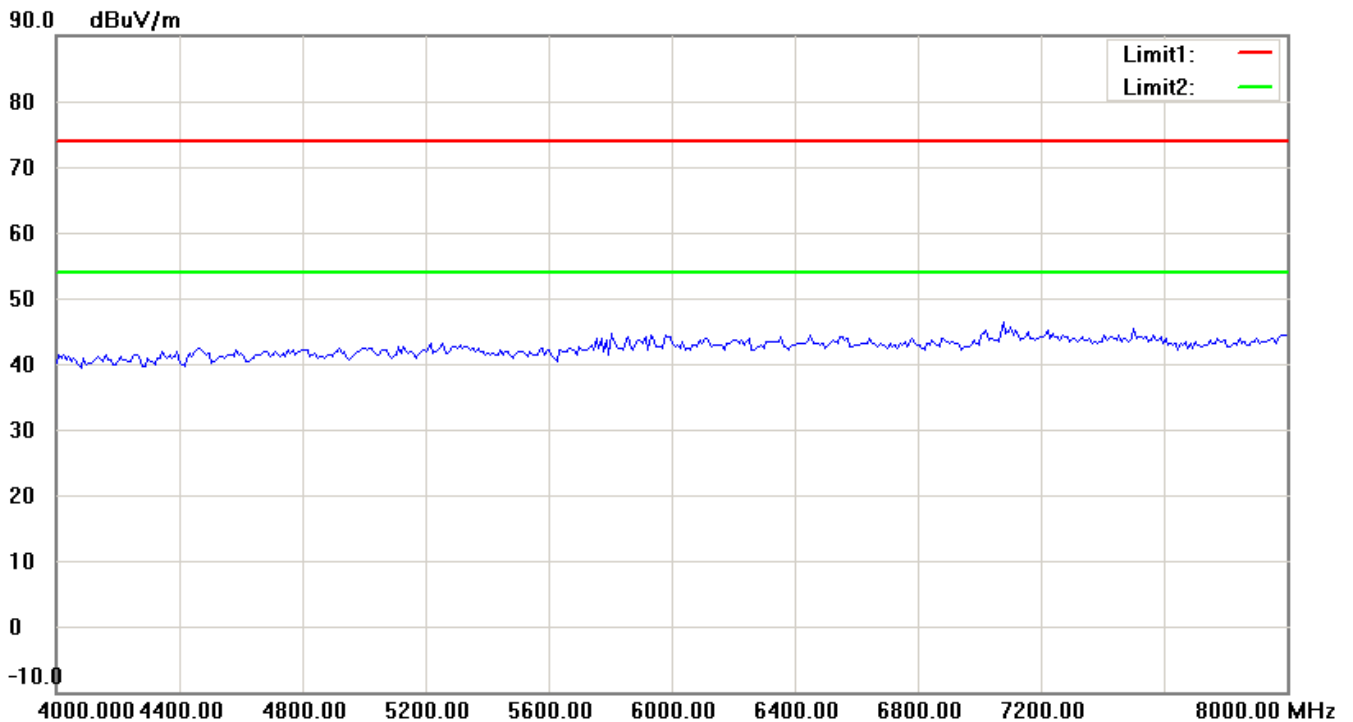
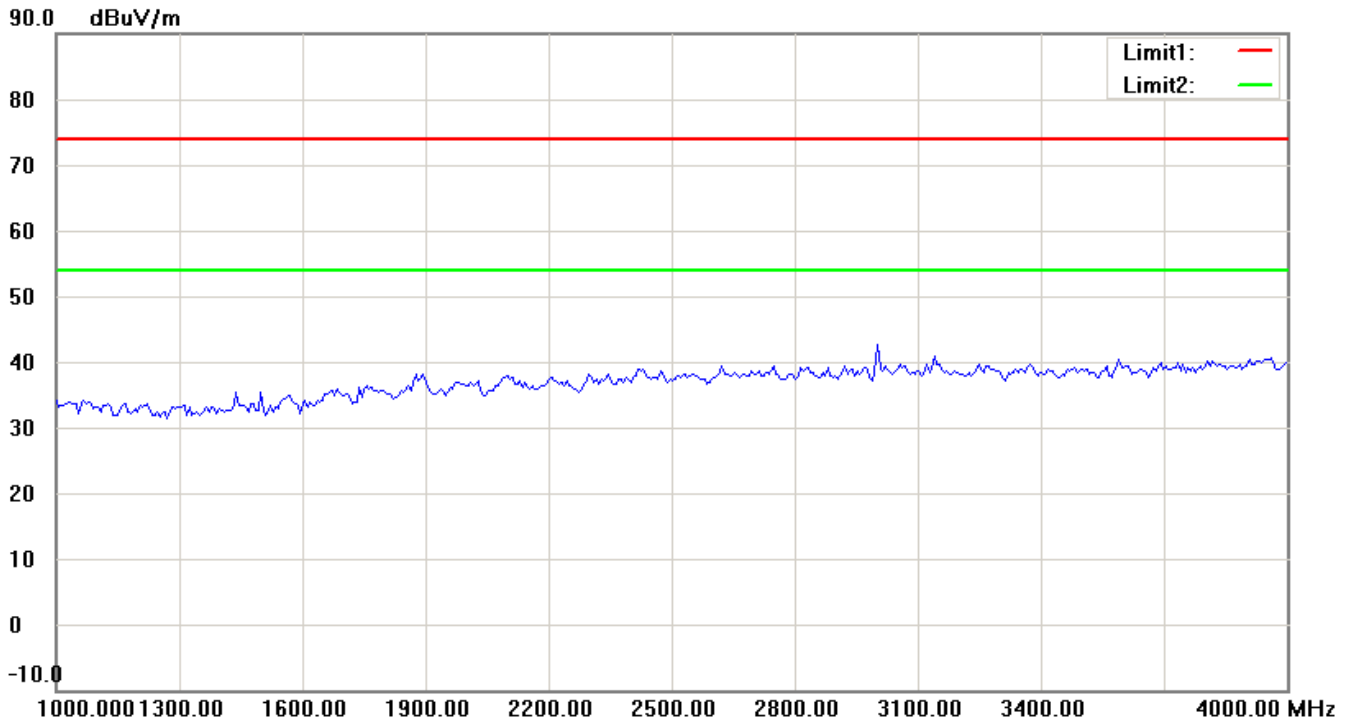
Note:

1. The attached measurement plots are preliminarily pre-scanned with peak detector for determining the final checking frequencies and are for reference only.
2. The some frequencies may exceed the limit line without the specified detectors, but that cannot present the results are failed to the specification of test standard.
3. For corrected test results are listed in the relevant table of radiated test data of this test report.



Worldwide Testing Services(Taiwan) Co., Ltd.

Registration number: W6M21402-13807-C-1
FCC ID: VYTLP8097



Up Line: Peak Limit Line Down Line: Ave Limit Line

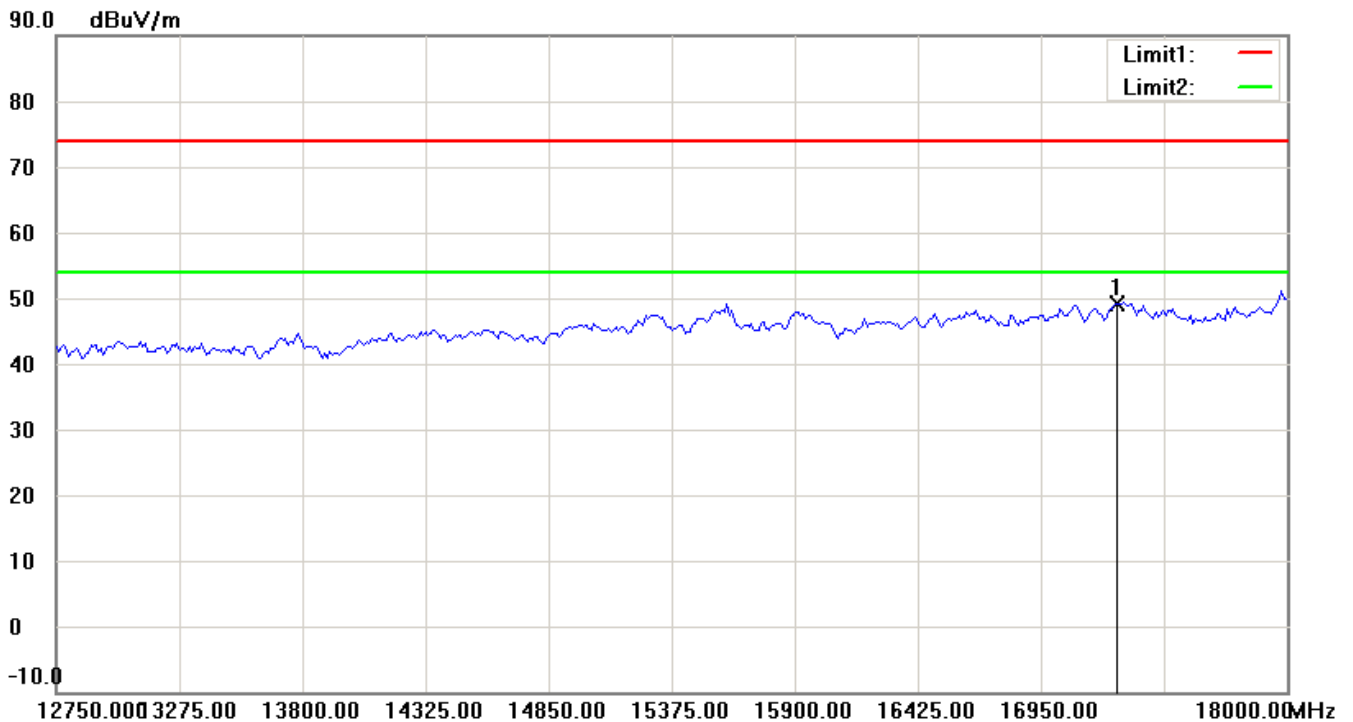
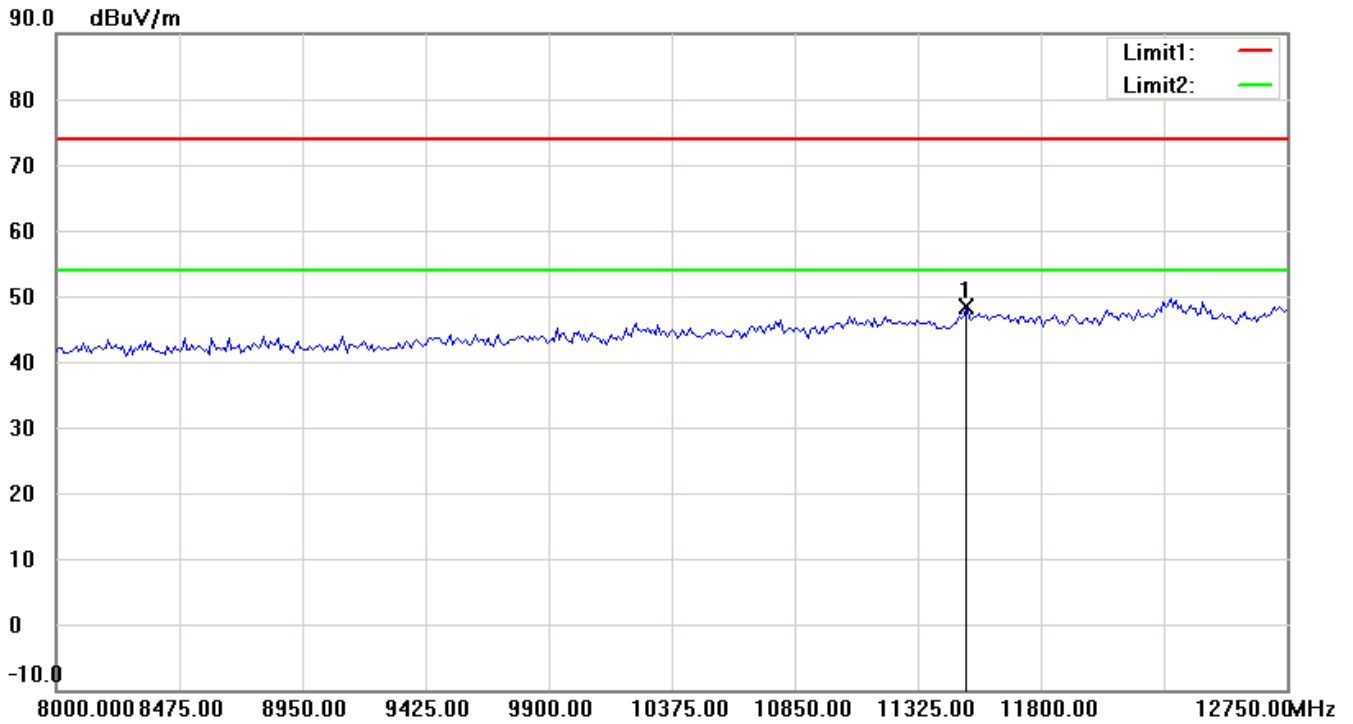
Note:

1. The attached measurement plots are preliminarily pre-scanned with peak detector for determining the final checking frequencies and are for reference only.
2. The some frequencies may exceed the limit line without the specified detectors, but that cannot present the results are failed to the specification of test standard.
3. For corrected test results are listed in the relevant table of radiated test data of this test report.



Worldwide Testing Services(Taiwan) Co., Ltd.

Registration number: W6M21402-13807-C-1
FCC ID: VYTLP8097



Up Line: Peak Limit Line Down Line: Ave Limit Line

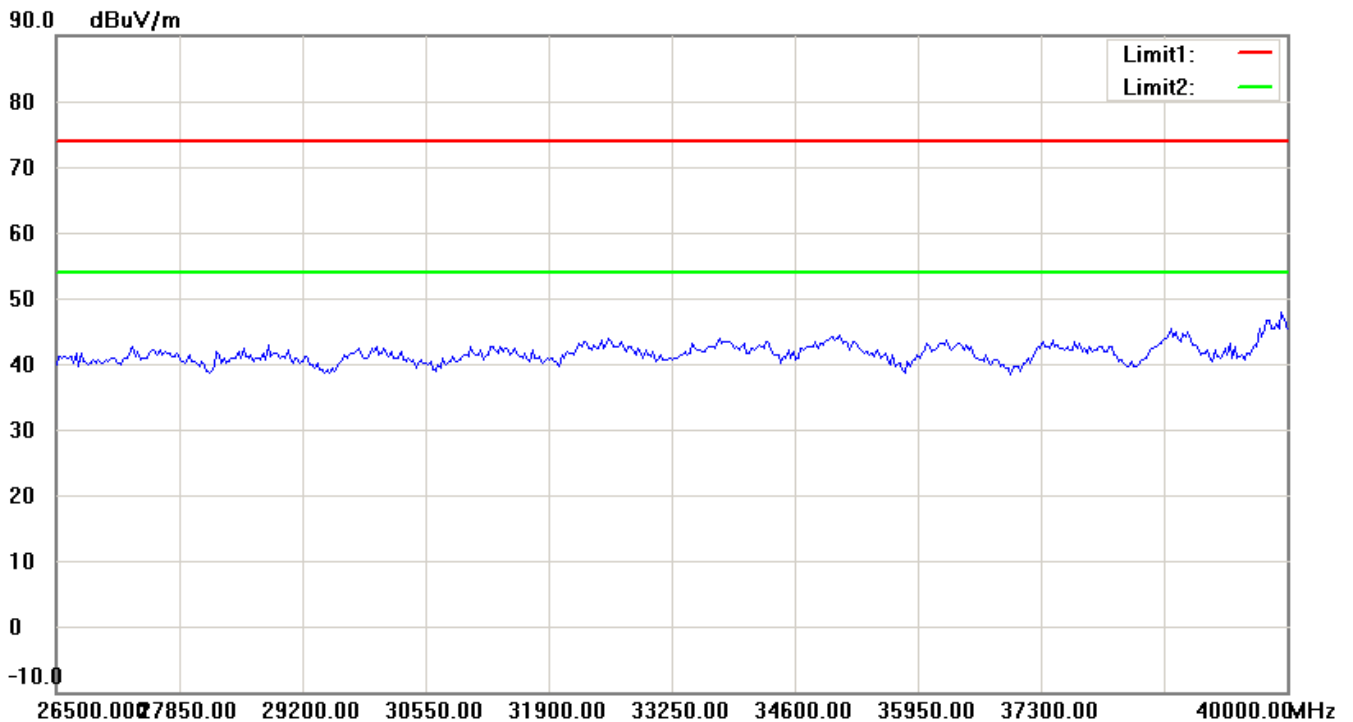
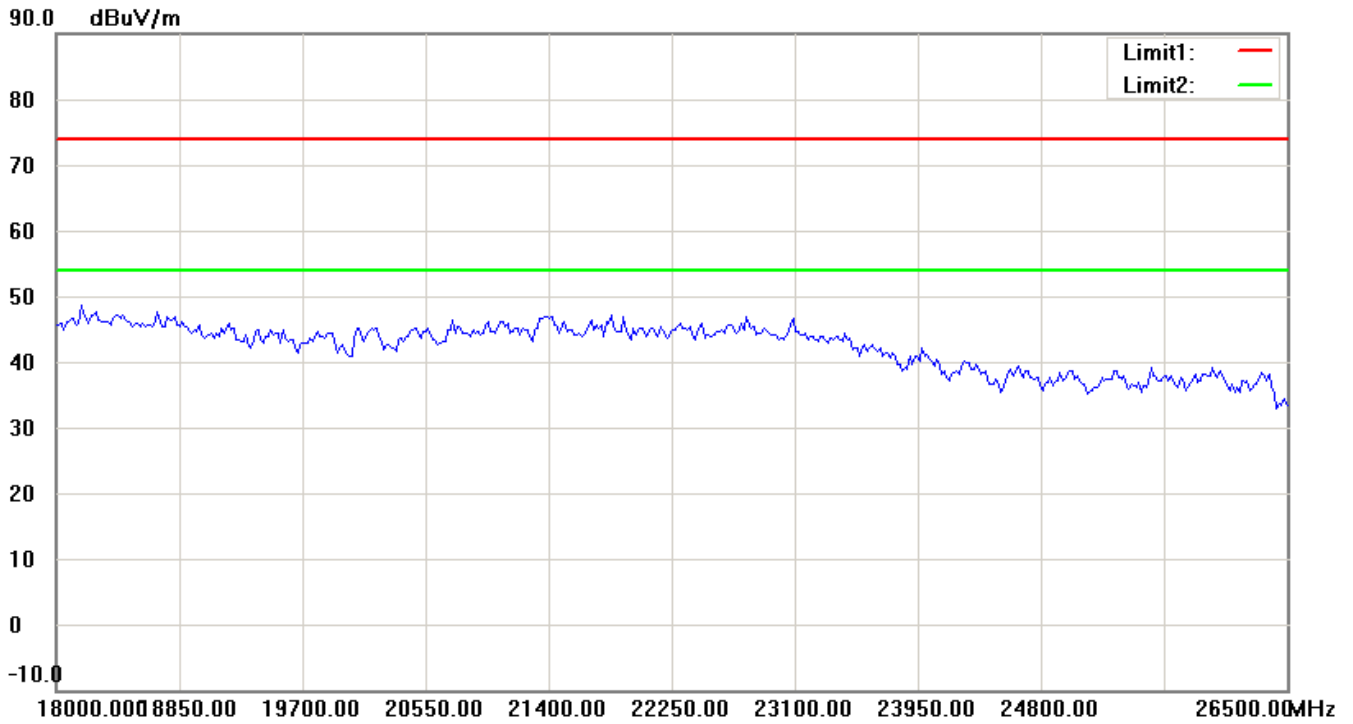
Note:

1. The attached measurement plots are preliminarily pre-scanned with peak detector for determining the final checking frequencies and are for reference only.
2. The some frequencies may exceed the limit line without the specified detectors, but that cannot present the results are failed to the specification of test standard.
3. For corrected test results are listed in the relevant table of radiated test data of this test report.



Worldwide Testing Services(Taiwan) Co., Ltd.

Registration number: W6M21402-13807-C-1
FCC ID: VYTLP8097



Up Line: Peak Limit Line Down Line: Ave Limit Line

Note:

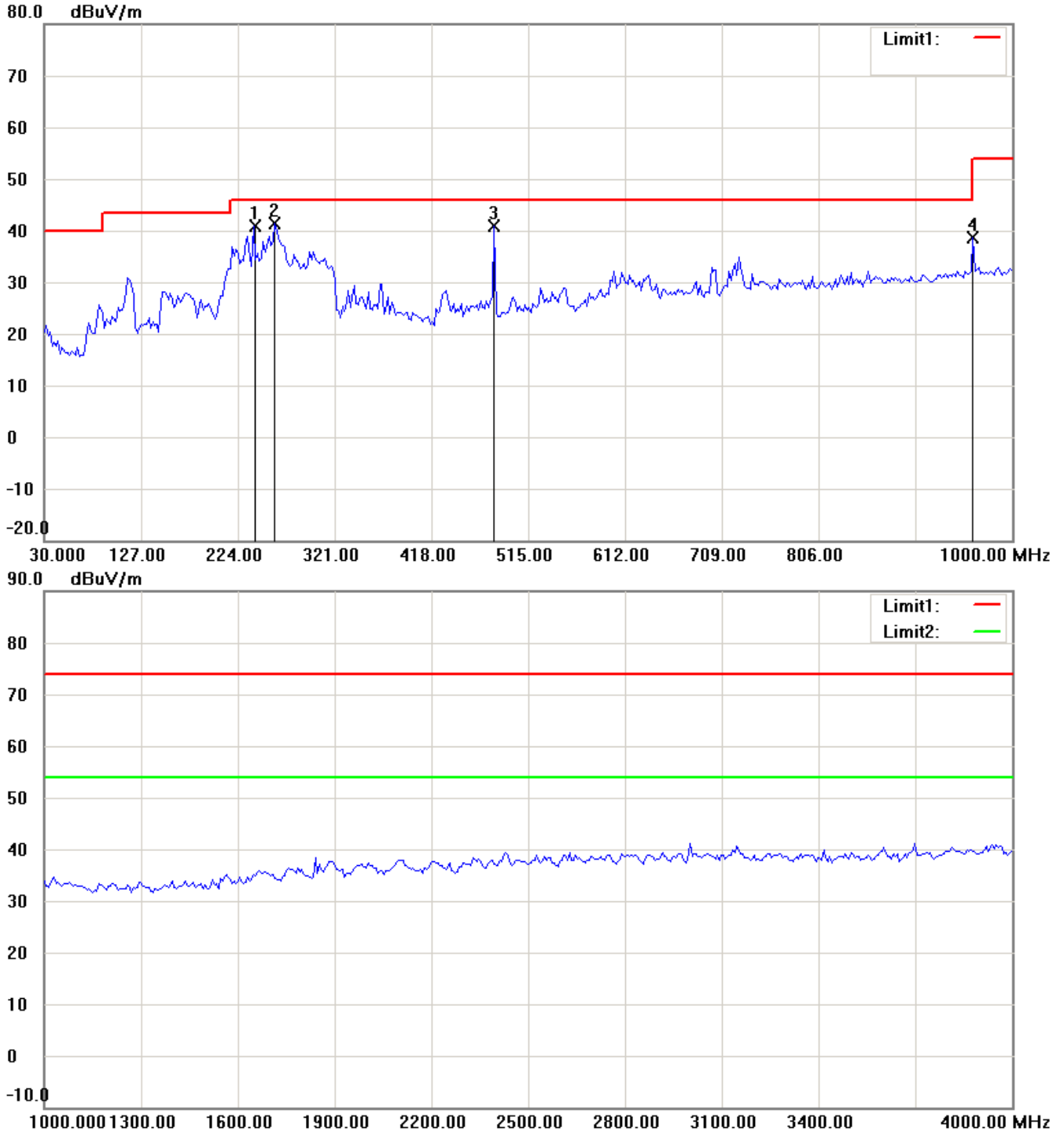
1. The attached measurement plots are preliminarily pre-scanned with peak detector for determining the final checking frequencies and are for reference only.
2. The some frequencies may exceed the limit line without the specified detectors, but that cannot present the results are failed to the specification of test standard.
3. For corrected test results are listed in the relevant table of radiated test data of this test report.



Registration number: W6M21402-13807-C-1
FCC ID: VYTLP8097

802.11n 40MHz 5795MHz

Antenna Polarization H



Up Line: Peak Limit Line Down Line: Ave Limit Line

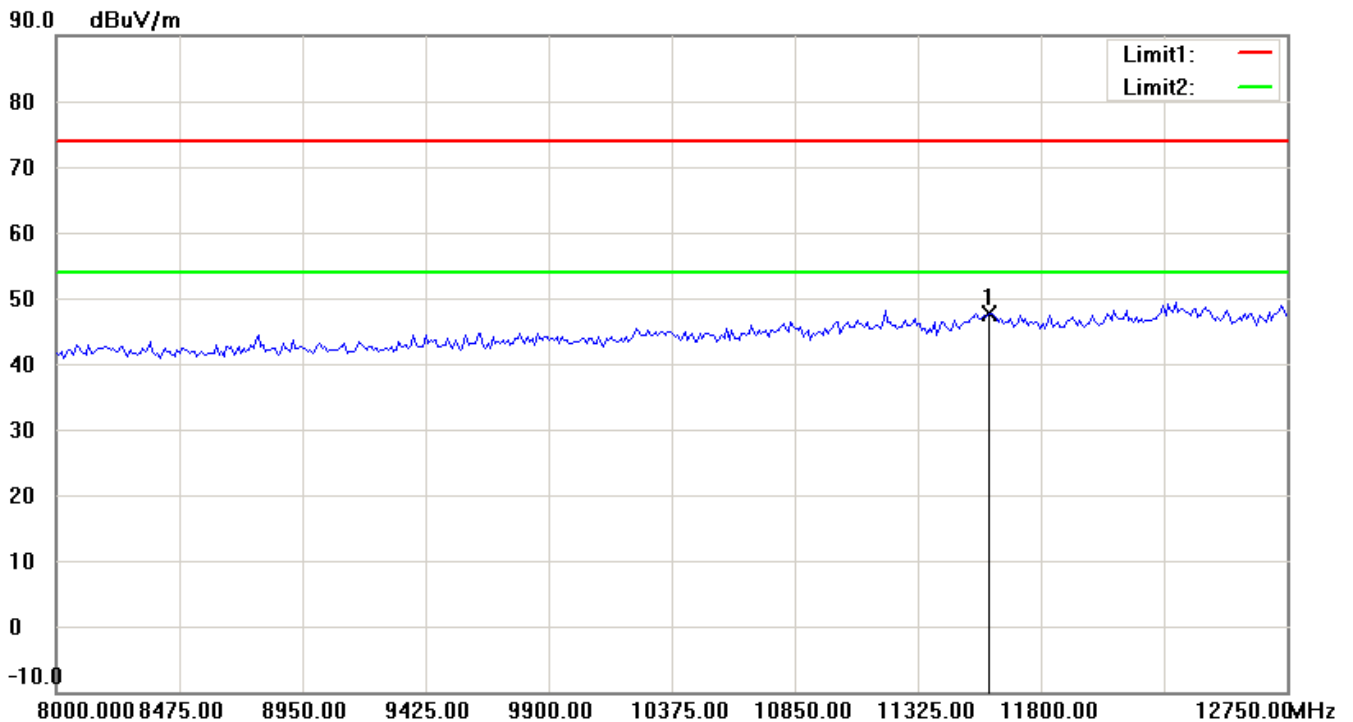
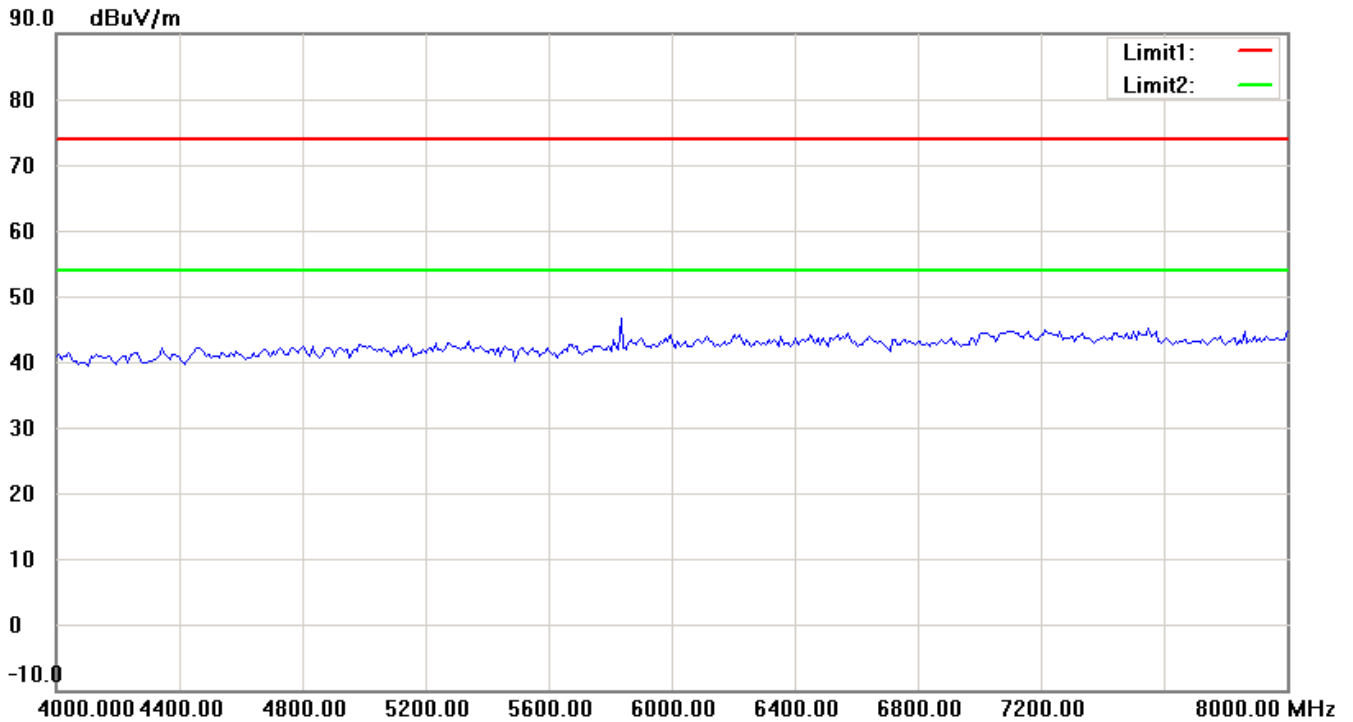
Note:

1. The attached measurement plots are preliminarily pre-scanned with peak detector for determining the final checking frequencies and are for reference only.
2. The some frequencies may exceed the limit line without the specified detectors, but that cannot present the results are failed to the specification of test standard.
3. For corrected test results are listed in the relevant table of radiated test data of this test report.



Worldwide Testing Services(Taiwan) Co., Ltd.


Registration number: W6M21402-13807-C-1
FCC ID: VYTLP8097



Up Line: Peak Limit Line Down Line: Ave Limit Line

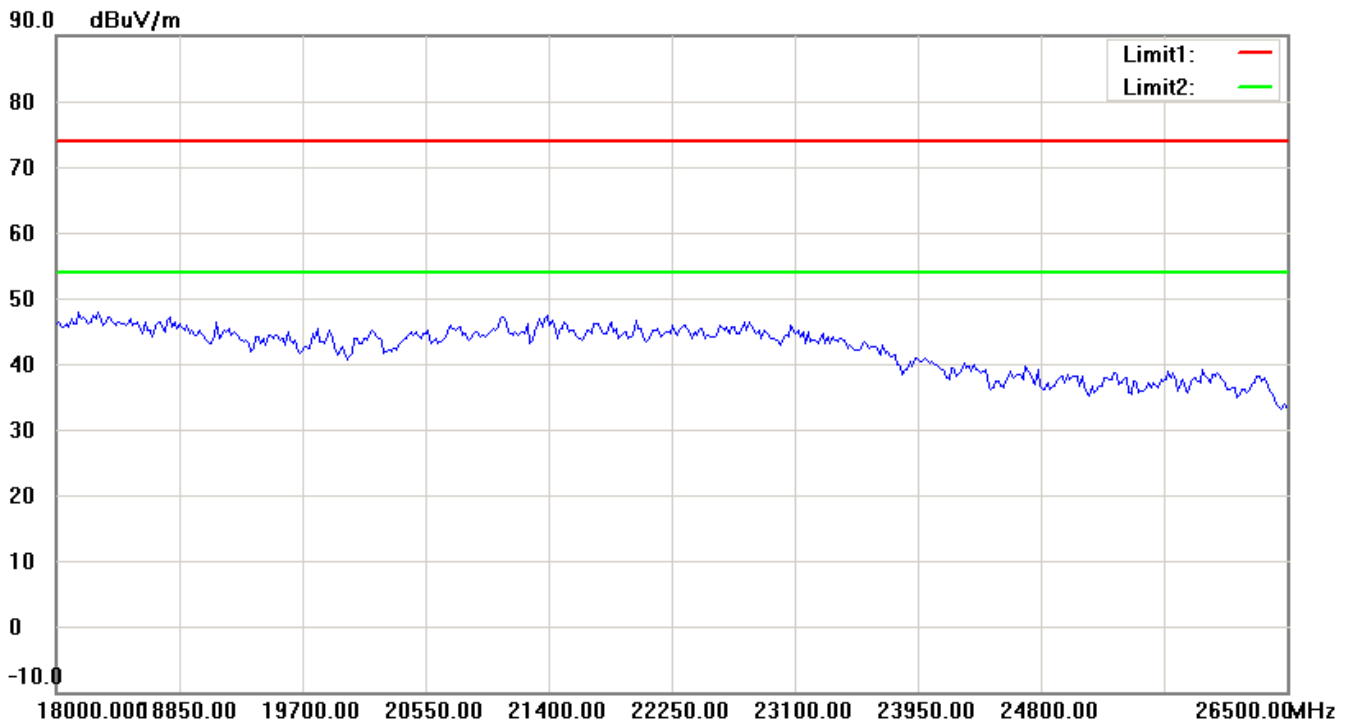
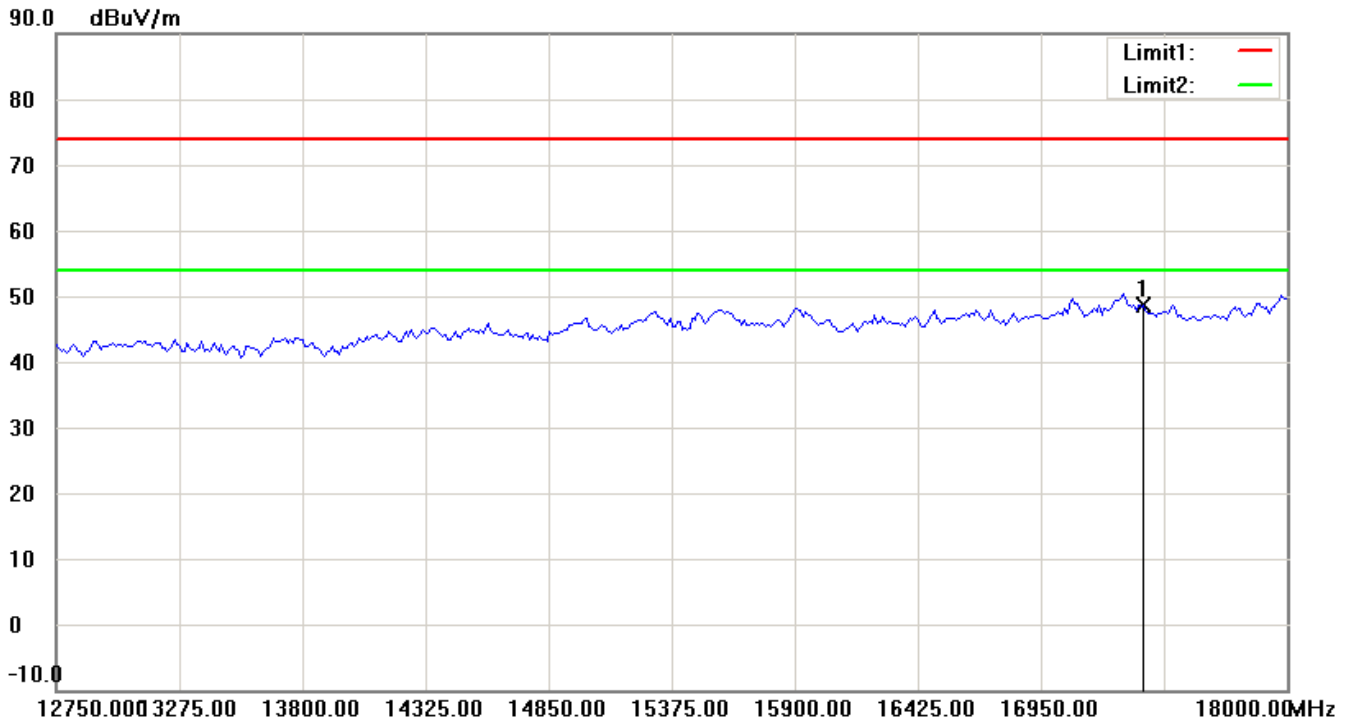
Note:

1. The attached measurement plots are preliminarily pre-scanned with peak detector for determining the final checking frequencies and are for reference only.
2. The some frequencies may exceed the limit line without the specified detectors, but that cannot present the results are failed to the specification of test standard.
3. For corrected test results are listed in the relevant table of radiated test data of this test report.



Worldwide Testing Services(Taiwan) Co., Ltd.

Registration number: W6M21402-13807-C-1
FCC ID: VYTLP8097



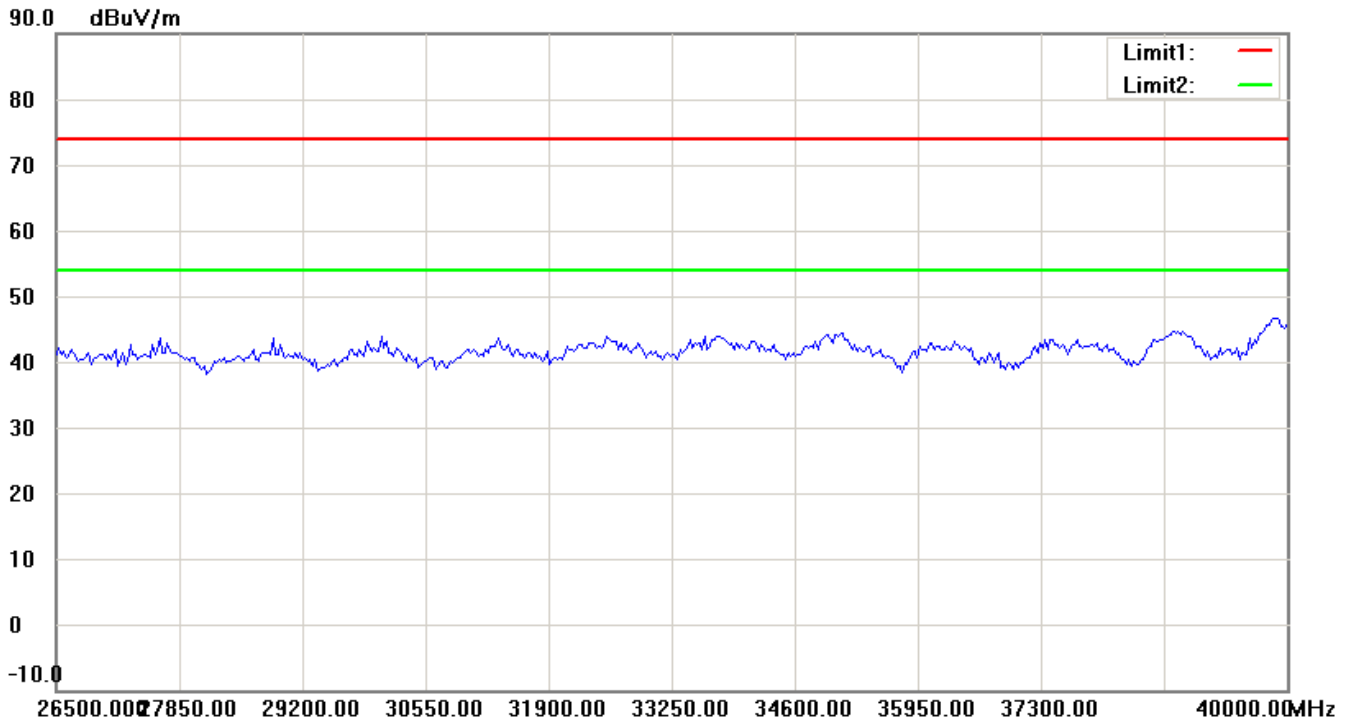
Up Line: Peak Limit Line Down Line: Ave Limit Line

Note:

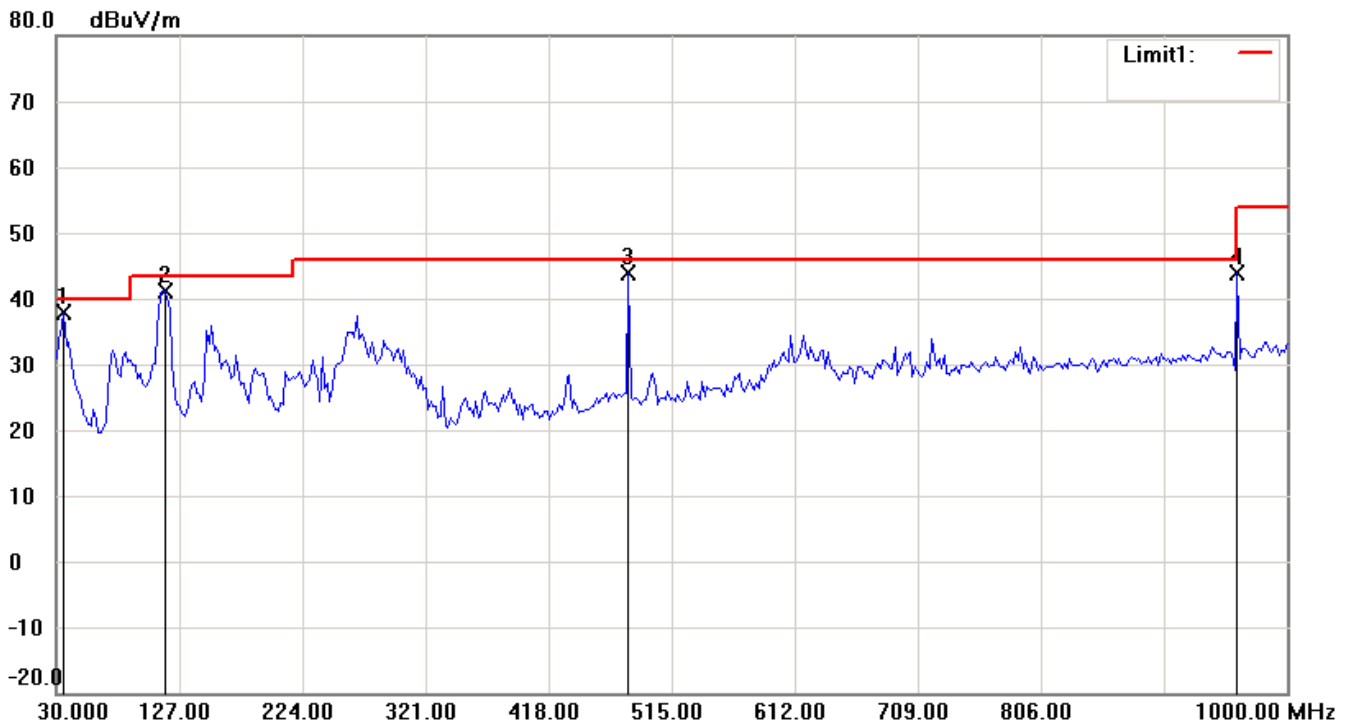
1. The attached measurement plots are preliminarily pre-scanned with peak detector for determining the final checking frequencies and are for reference only.
2. The some frequencies may exceed the limit line without the specified detectors, but that cannot present the results are failed to the specification of test standard.
3. For corrected test results are listed in the relevant table of radiated test data of this test report.



Registration number: W6M21402-13807-C-1
FCC ID: VYTLP8097




Antenna Polarization V



Up Line: Peak Limit Line Down Line: Ave Limit Line

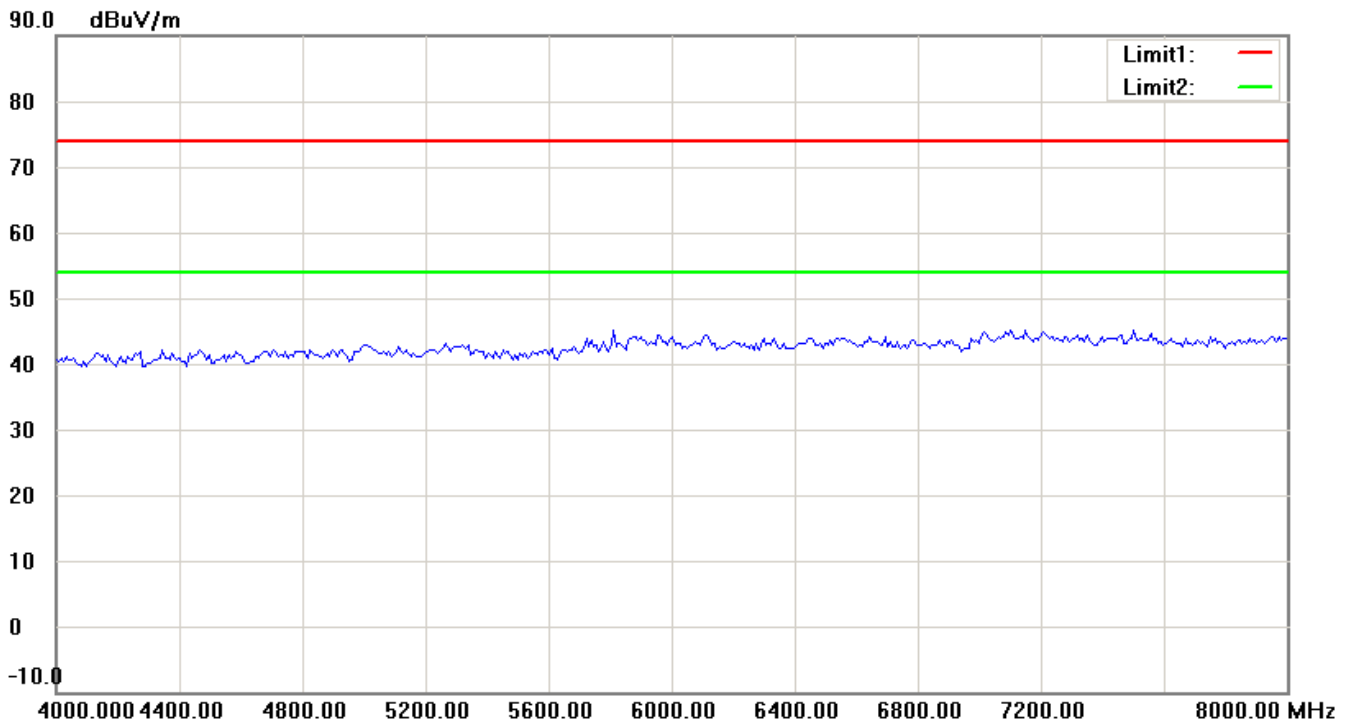
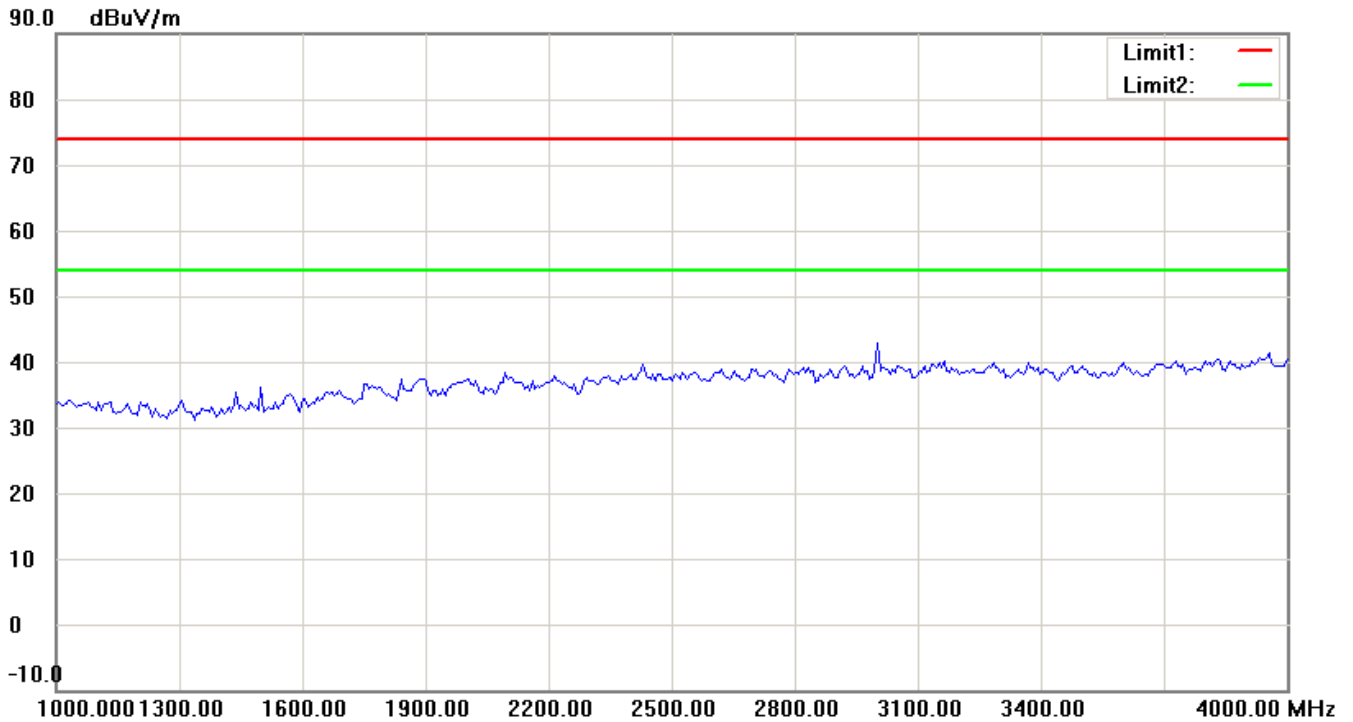
Note:

1. The attached measurement plots are preliminarily pre-scanned with peak detector for determining the final checking frequencies and are for reference only.
2. The some frequencies may exceed the limit line without the specified detectors, but that cannot present the results are failed to the specification of test standard.
3. For corrected test results are listed in the relevant table of radiated test data of this test report.



Worldwide Testing Services(Taiwan) Co., Ltd.

Registration number: W6M21402-13807-C-1
FCC ID: VYTLP8097



Up Line: Peak Limit Line Down Line: Ave Limit Line

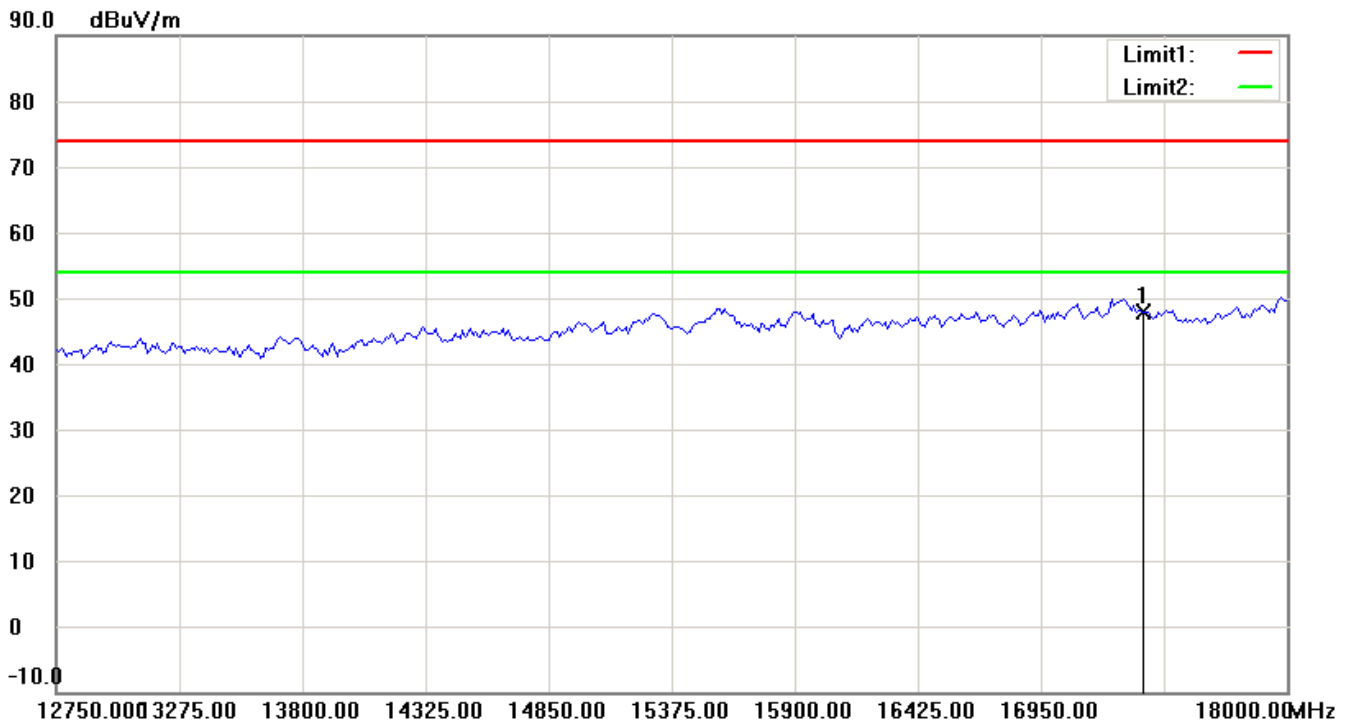
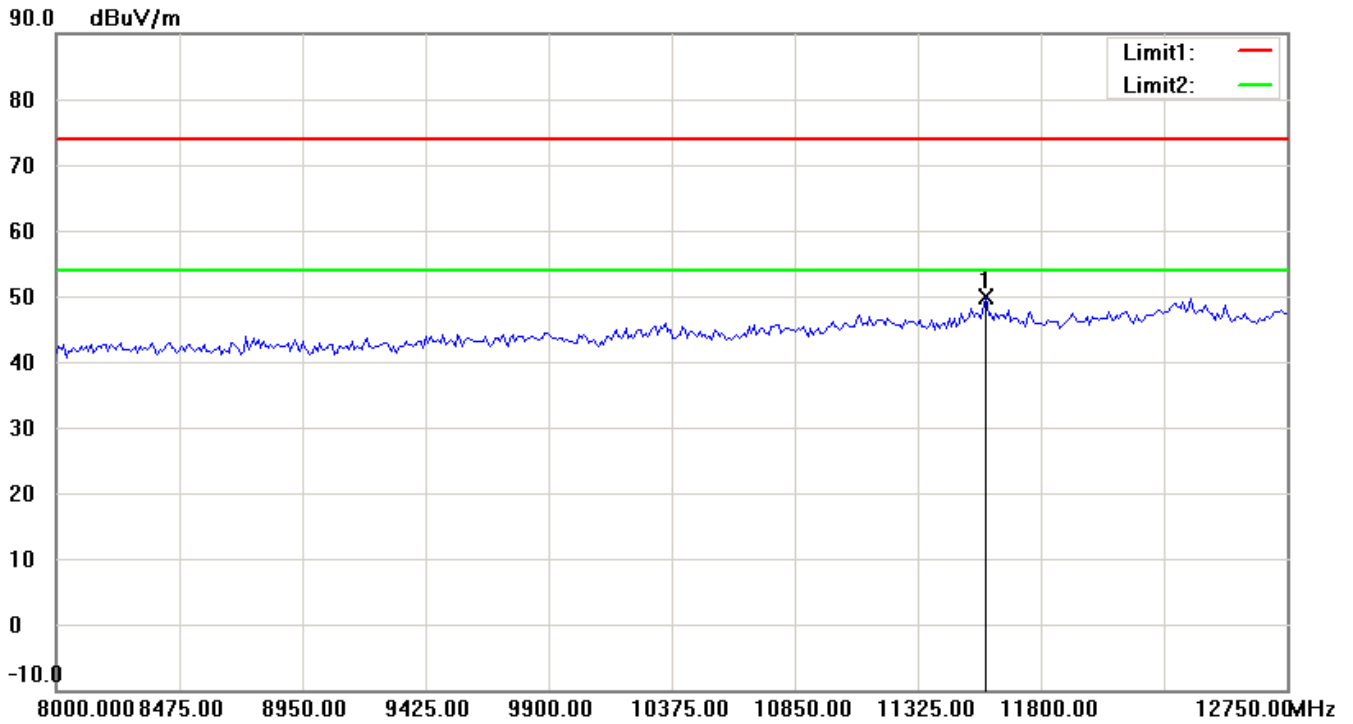
Note:

1. The attached measurement plots are preliminarily pre-scanned with peak detector for determining the final checking frequencies and are for reference only.
2. The some frequencies may exceed the limit line without the specified detectors, but that cannot present the results are failed to the specification of test standard.
3. For corrected test results are listed in the relevant table of radiated test data of this test report.



Worldwide Testing Services(Taiwan) Co., Ltd.

Registration number: W6M21402-13807-C-1
FCC ID: VYTLP8097



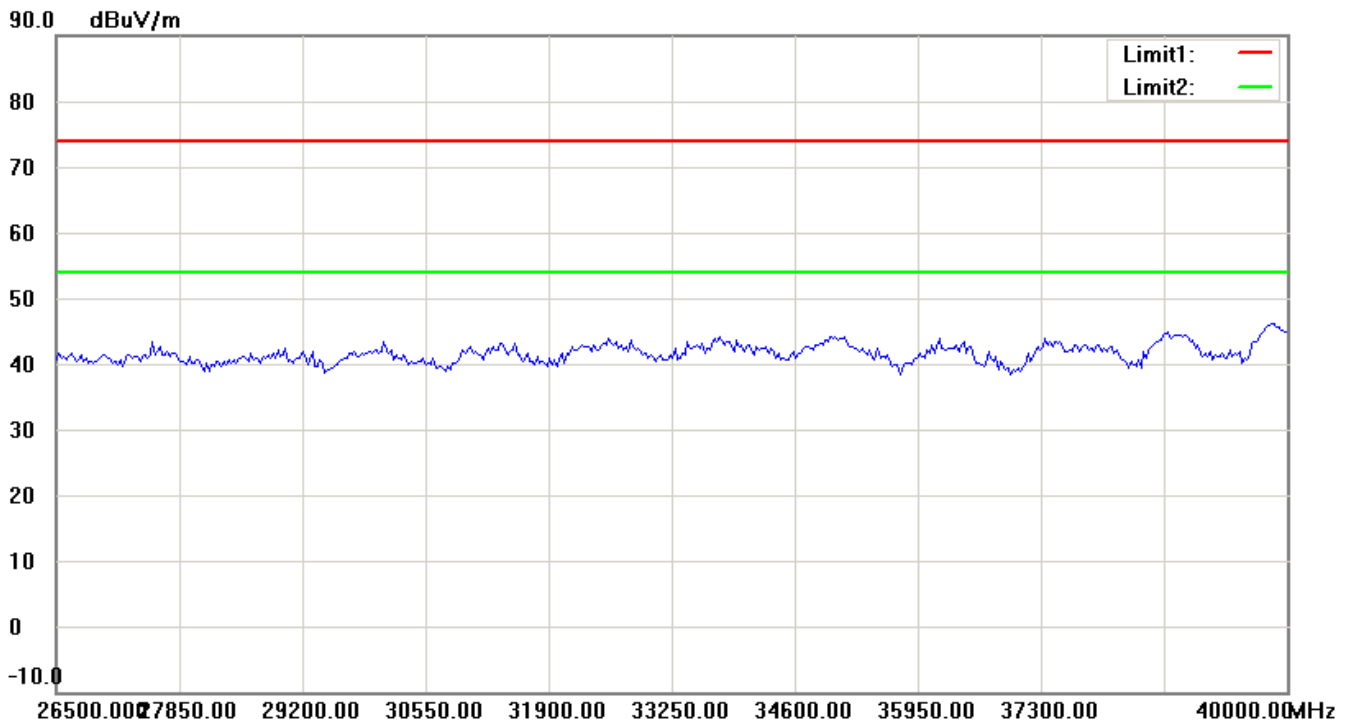
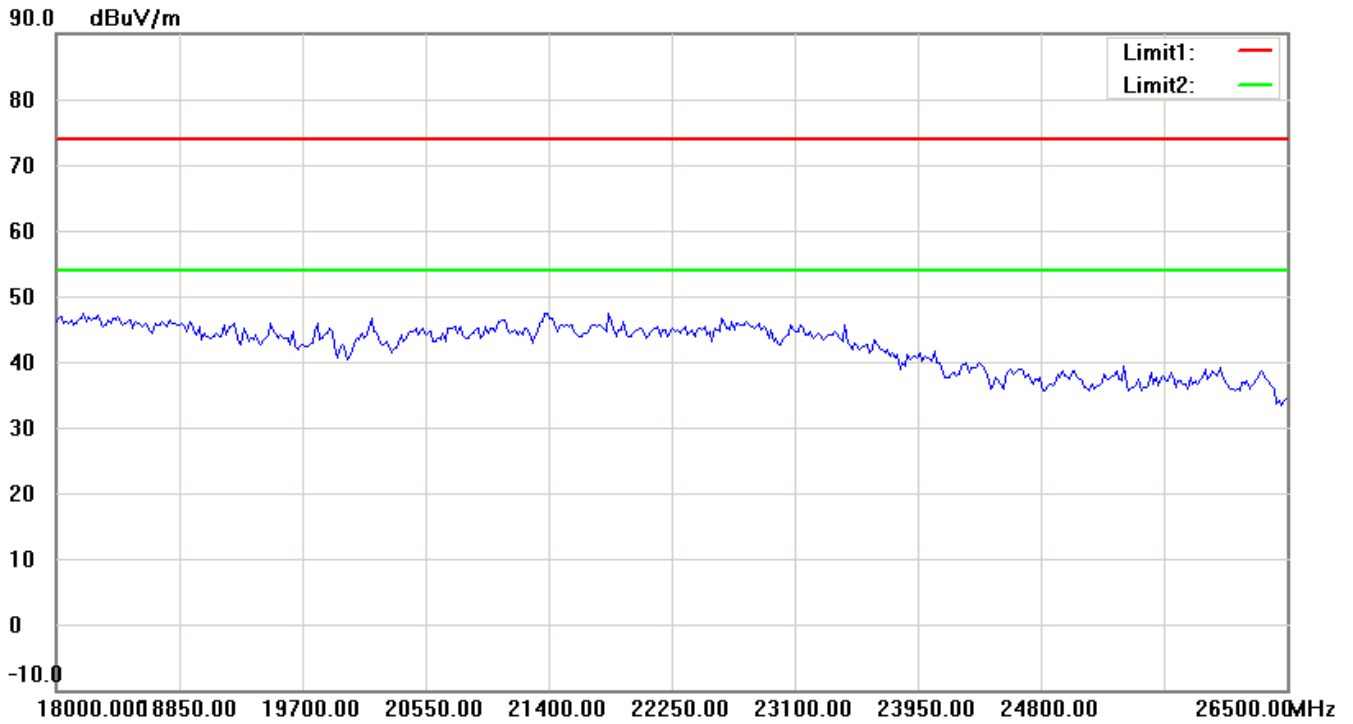
Up Line: Peak Limit Line Down Line: Ave Limit Line

Note:

1. The attached measurement plots are preliminarily pre-scanned with peak detector for determining the final checking frequencies and are for reference only.
2. The some frequencies may exceed the limit line without the specified detectors, but that cannot present the results are failed to the specification of test standard.
3. For corrected test results are listed in the relevant table of radiated test data of this test report.



Registration number: W6M21402-13807-C-1
FCC ID: VYTLP8097



Up Line: Peak Limit Line Down Line: Ave Limit Line

Note:

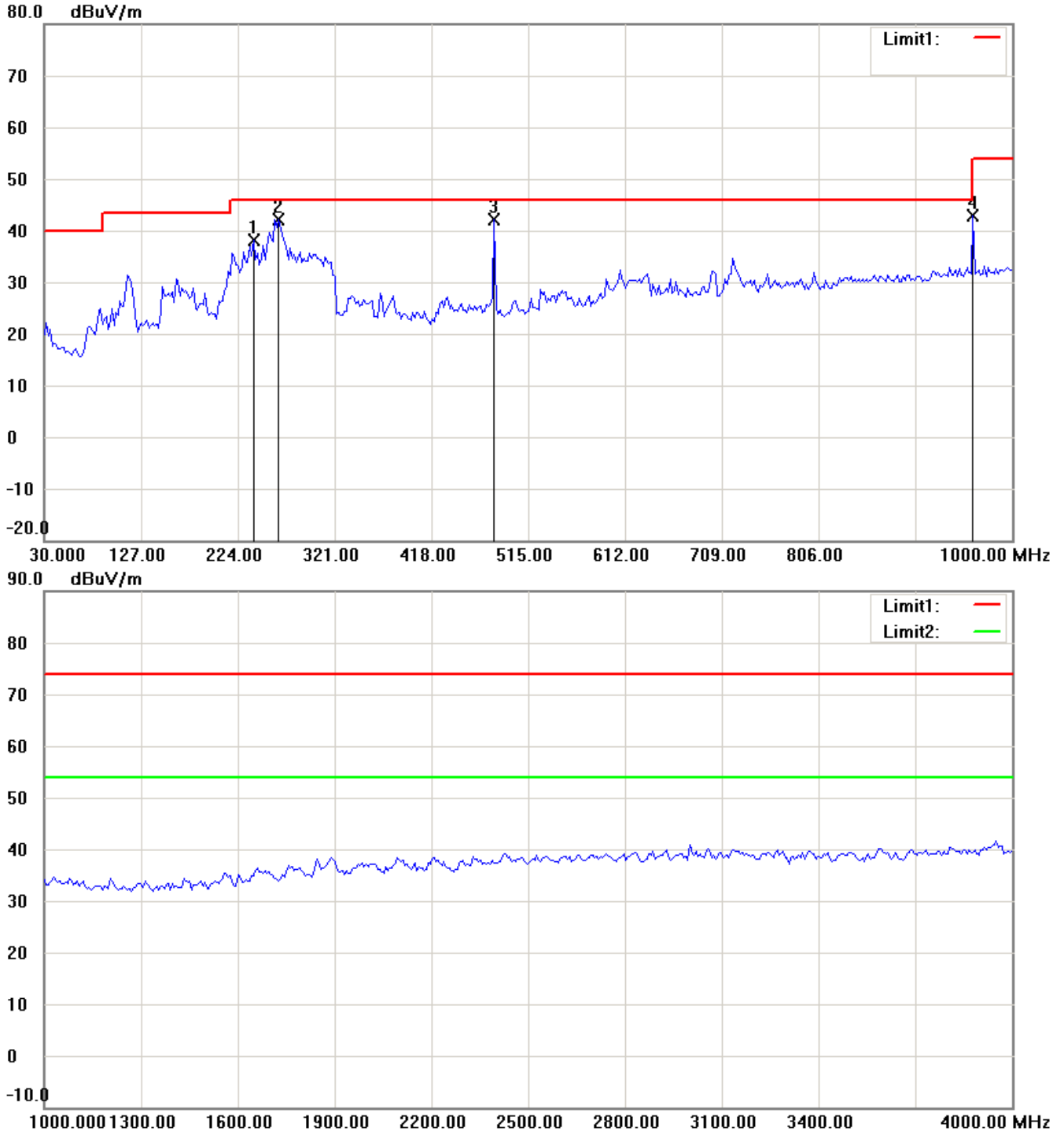
1. The attached measurement plots are preliminarily pre-scanned with peak detector for determining the final checking frequencies and are for reference only.
2. The some frequencies may exceed the limit line without the specified detectors, but that cannot present the results are failed to the specification of test standard.
3. For corrected test results are listed in the relevant table of radiated test data of this test report.



Registration number: W6M21402-13807-C-1
FCC ID: VYTLP8097

802.11ac 5775MHz


Antenna Polarization H



Up Line: Peak Limit Line Down Line: Ave Limit Line

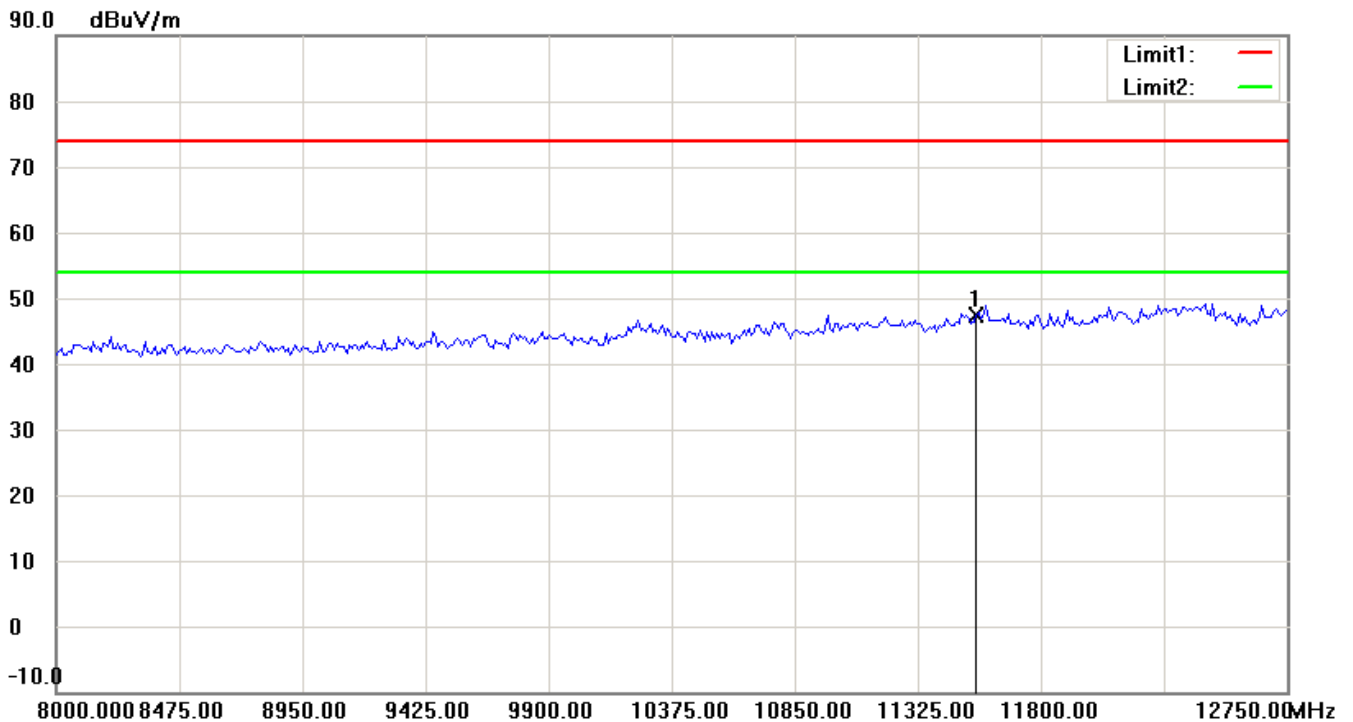
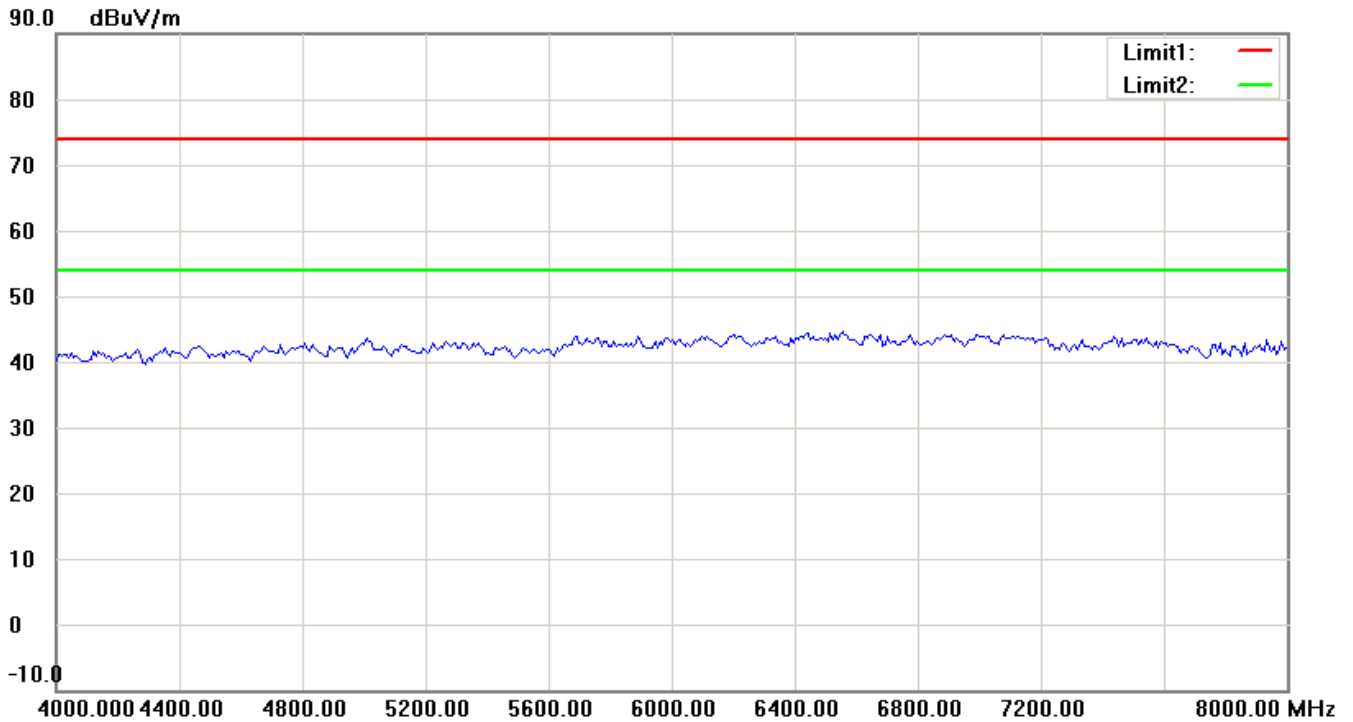
Note:

1. The attached measurement plots are preliminarily pre-scanned with peak detector for determining the final checking frequencies and are for reference only.
2. The some frequencies may exceed the limit line without the specified detectors, but that cannot present the results are failed to the specification of test standard.
3. For corrected test results are listed in the relevant table of radiated test data of this test report.



Worldwide Testing Services(Taiwan) Co., Ltd.

Registration number: W6M21402-13807-C-1
FCC ID: VYTLP8097



Up Line: Peak Limit Line Down Line: Ave Limit Line

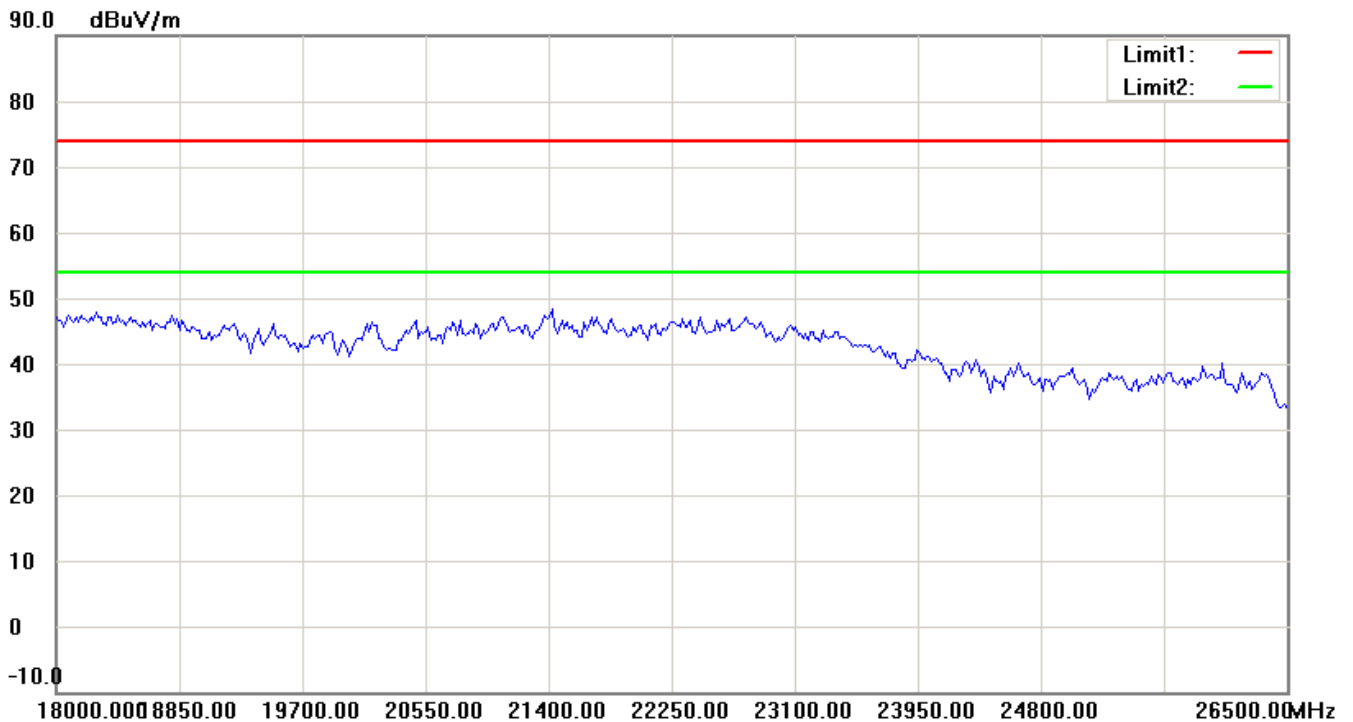
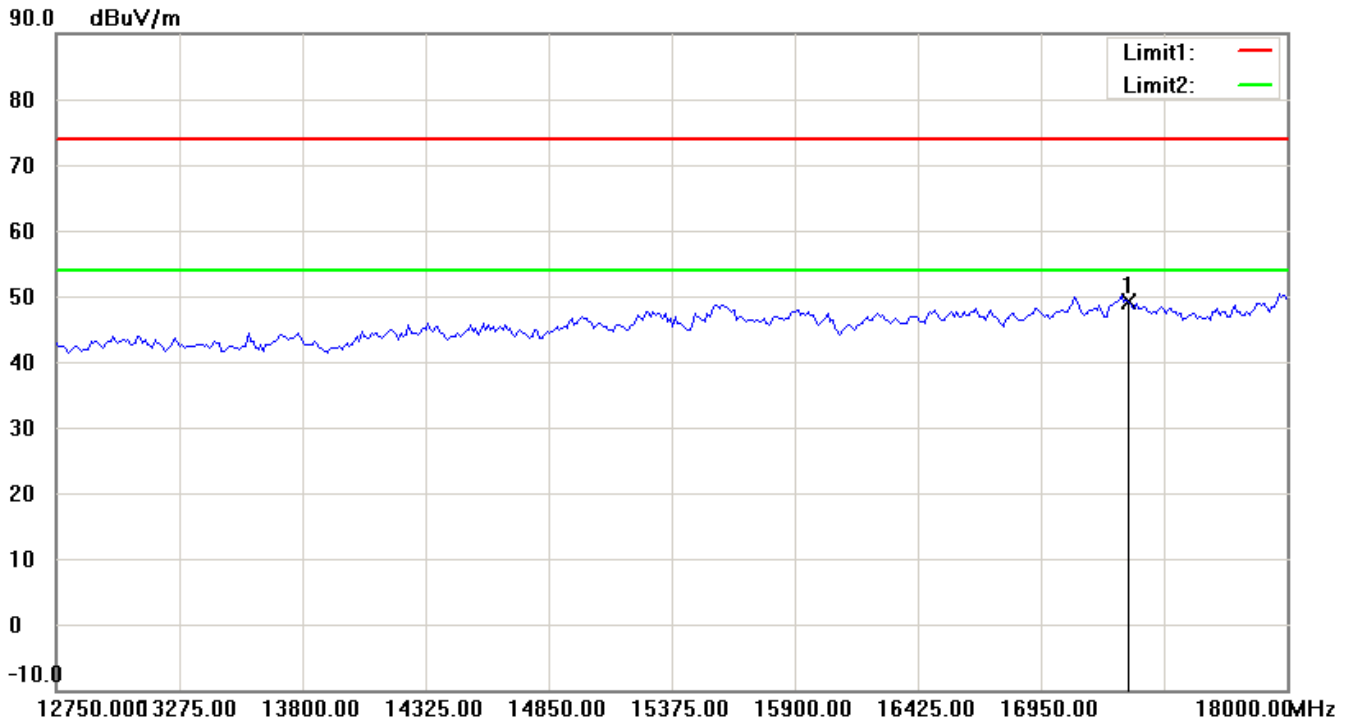
Note:

1. The attached measurement plots are preliminarily pre-scanned with peak detector for determining the final checking frequencies and are for reference only.
2. The some frequencies may exceed the limit line without the specified detectors, but that cannot present the results are failed to the specification of test standard.
3. For corrected test results are listed in the relevant table of radiated test data of this test report.



Worldwide Testing Services(Taiwan) Co., Ltd.

Registration number: W6M21402-13807-C-1
FCC ID: VYTLP8097



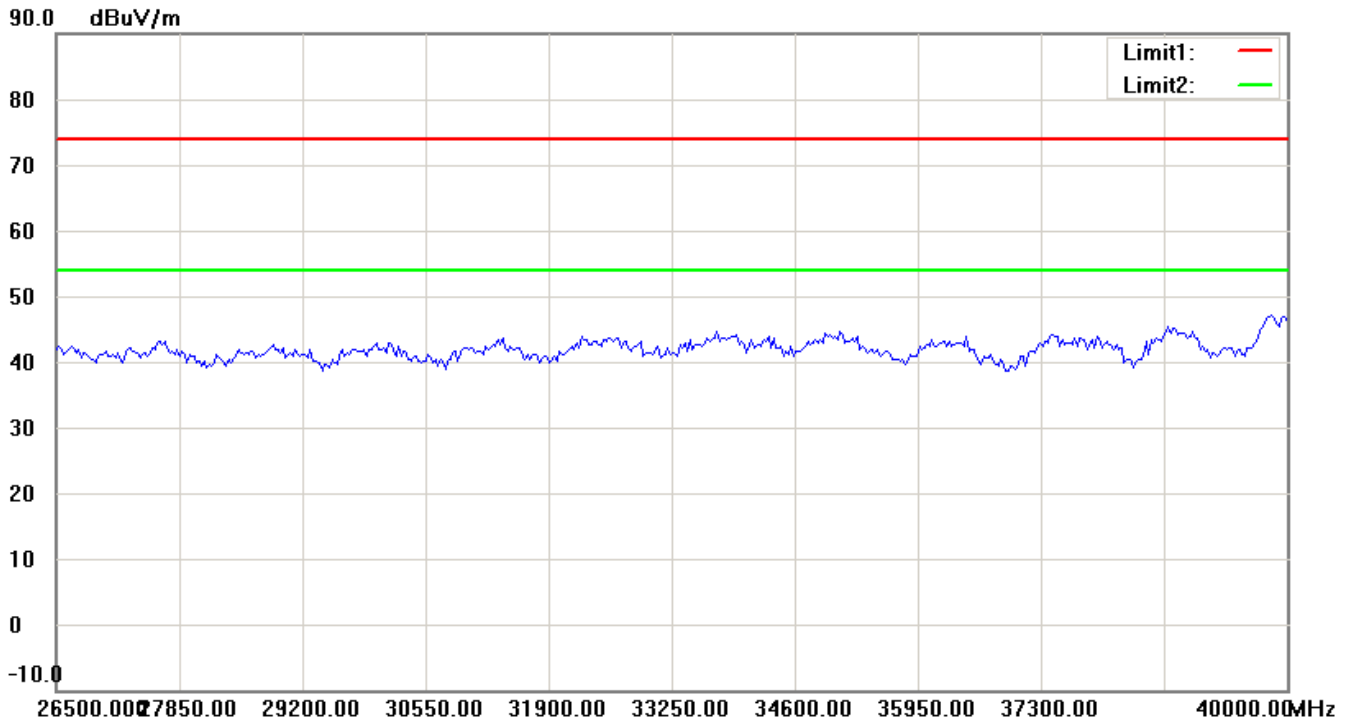
Up Line: Peak Limit Line Down Line: Ave Limit Line

Note:

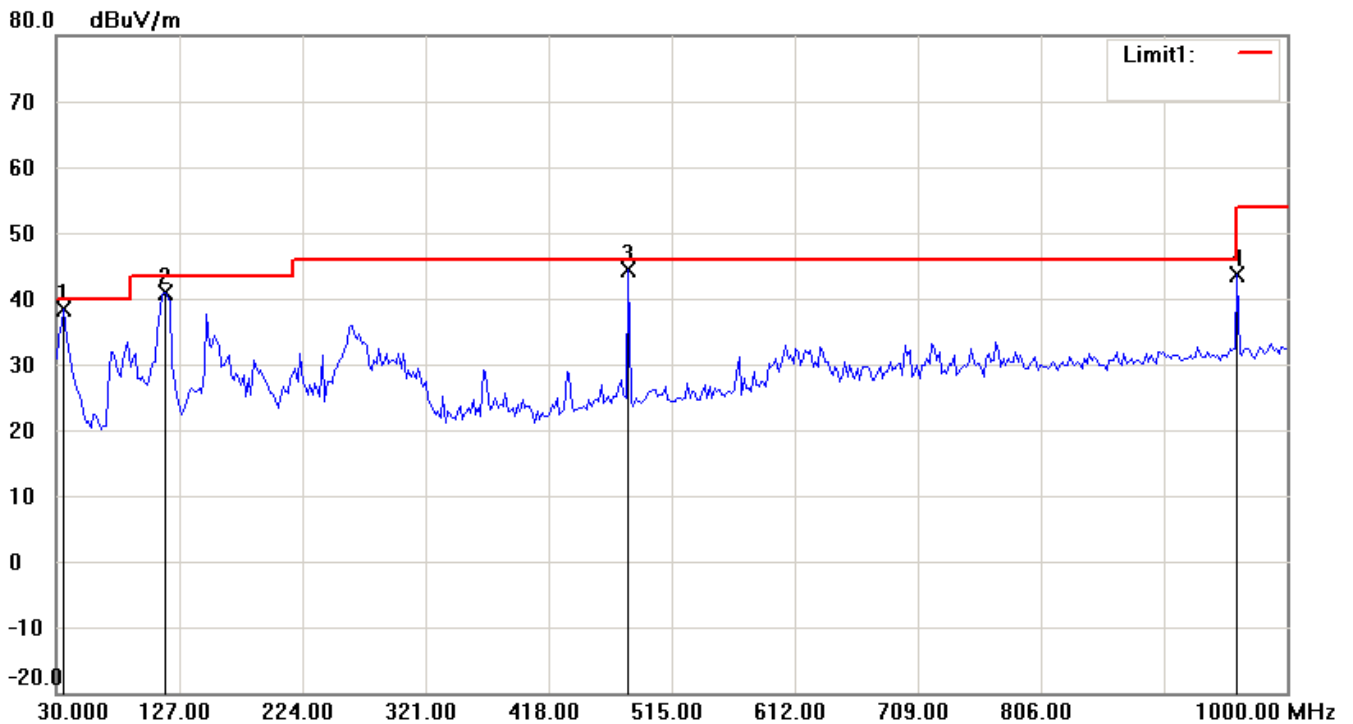
1. The attached measurement plots are preliminarily pre-scanned with peak detector for determining the final checking frequencies and are for reference only.
2. The some frequencies may exceed the limit line without the specified detectors, but that cannot present the results are failed to the specification of test standard.
3. For corrected test results are listed in the relevant table of radiated test data of this test report.



Registration number: W6M21402-13807-C-1
 FCC ID: VYTLP8097




Antenna Polarization V



Up Line: Peak Limit Line Down Line: Ave Limit Line

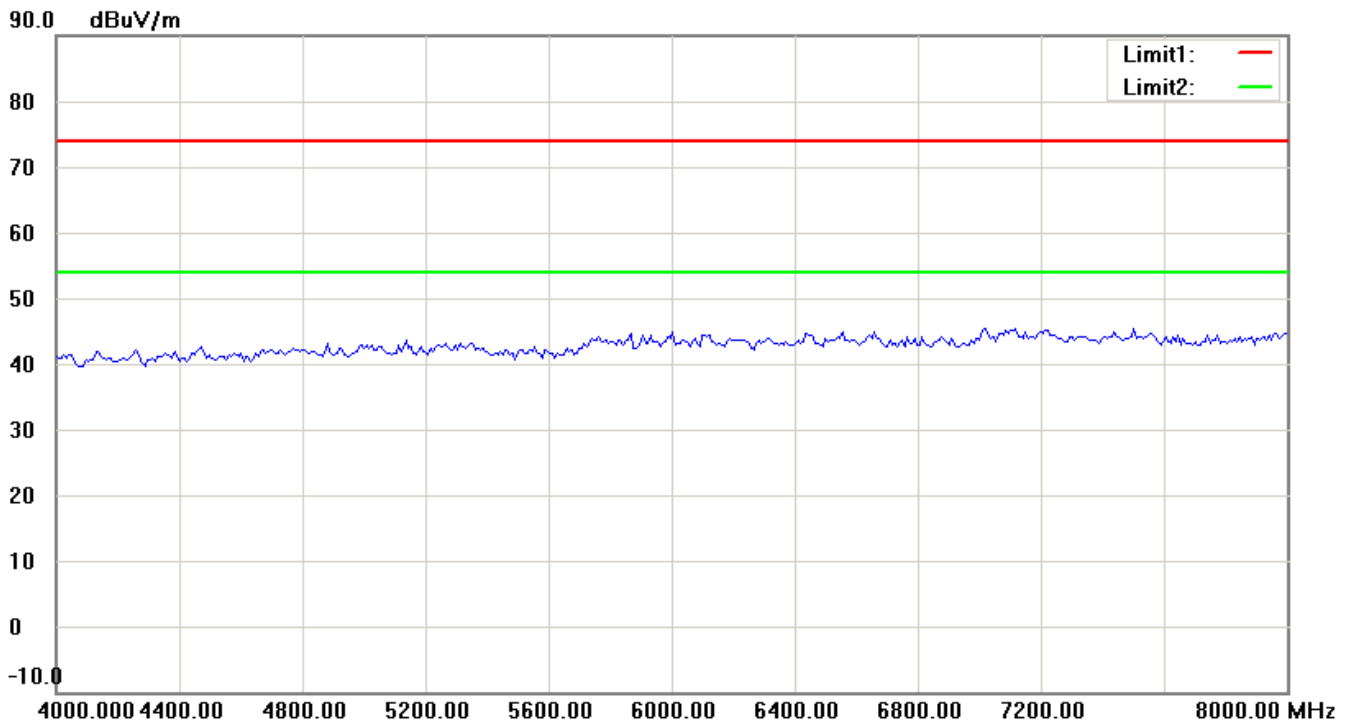
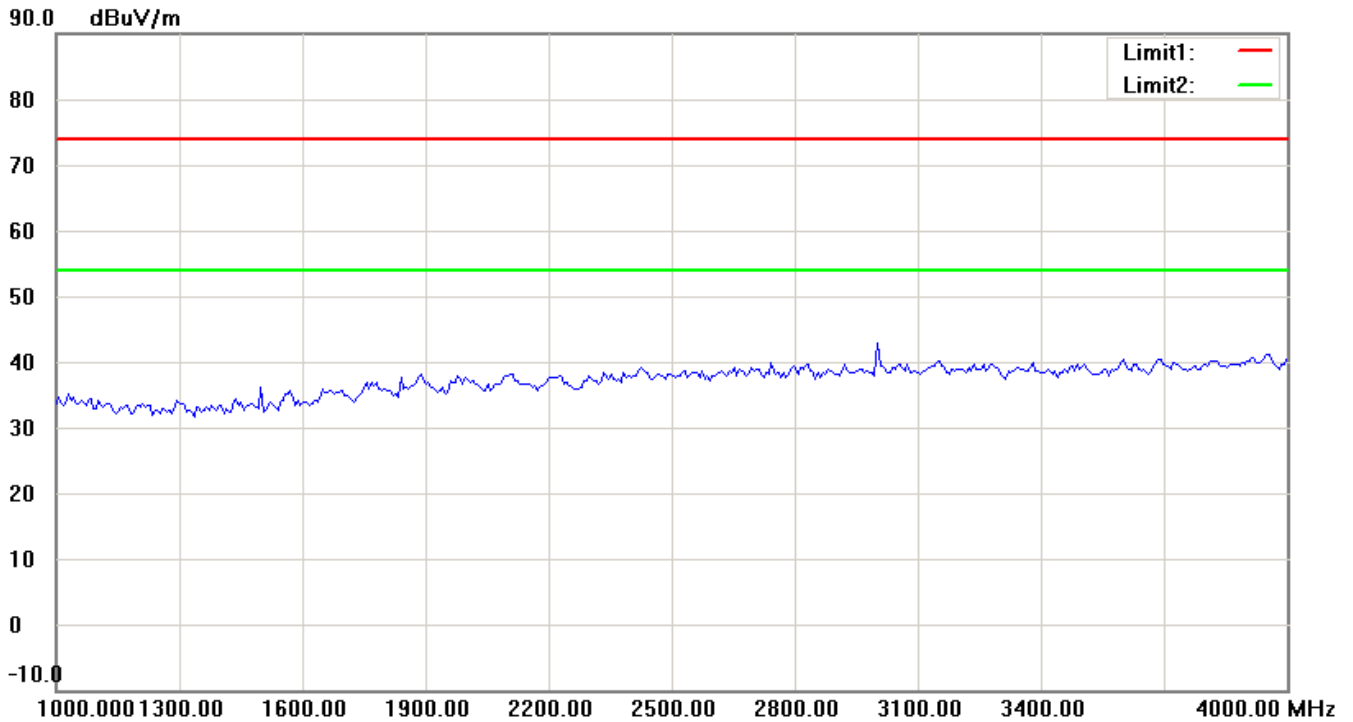
Note:

1. The attached measurement plots are preliminarily pre-scanned with peak detector for determining the final checking frequencies and are for reference only.
2. The some frequencies may exceed the limit line without the specified detectors, but that cannot present the results are failed to the specification of test standard.
3. For corrected test results are listed in the relevant table of radiated test data of this test report.



Worldwide Testing Services(Taiwan) Co., Ltd.


Registration number: W6M21402-13807-C-1
FCC ID: VYTLP8097



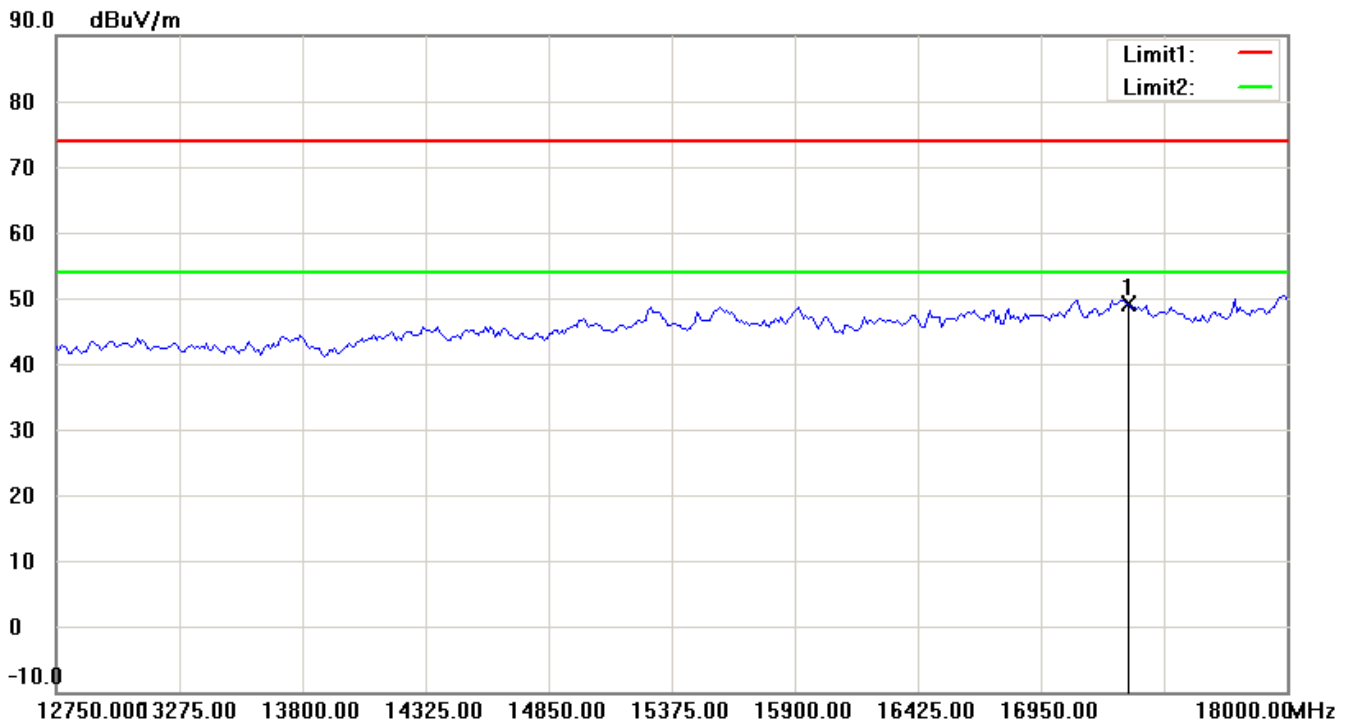
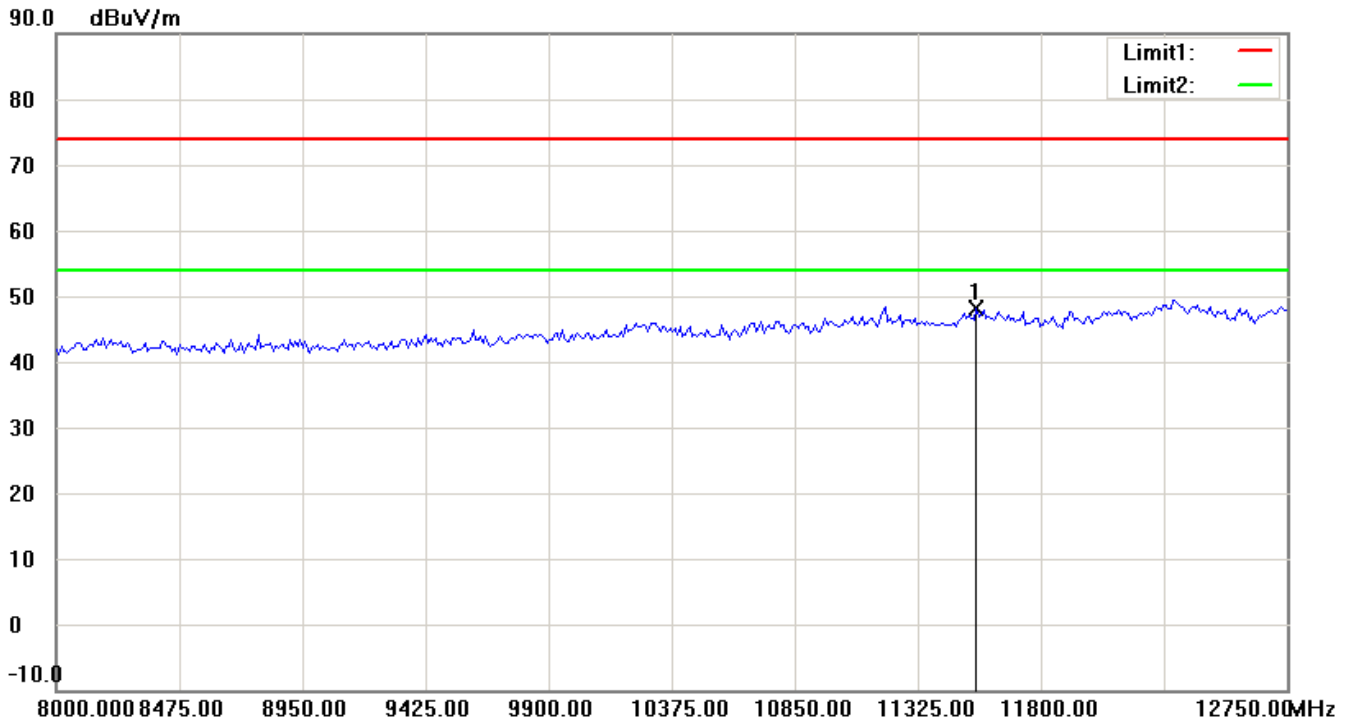
Up Line: Peak Limit Line Down Line: Ave Limit Line

Note:

1. The attached measurement plots are preliminarily pre-scanned with peak detector for determining the final checking frequencies and are for reference only.
2. The some frequencies may exceed the limit line without the specified detectors, but that cannot present the results are failed to the specification of test standard.
3. For corrected test results are listed in the relevant table of radiated test data of this test report.



Registration number: W6M21402-13807-C-1
FCC ID: VYTLP8097



Up Line: Peak Limit Line Down Line: Ave Limit Line

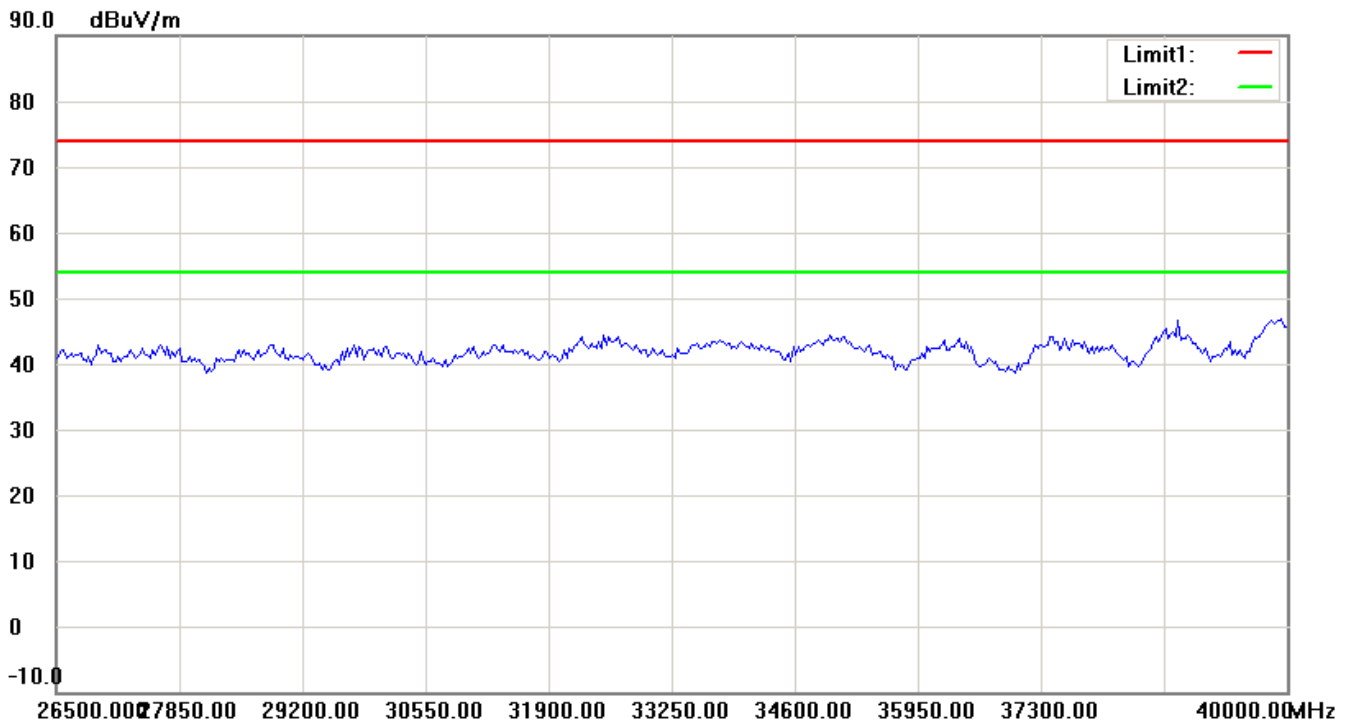
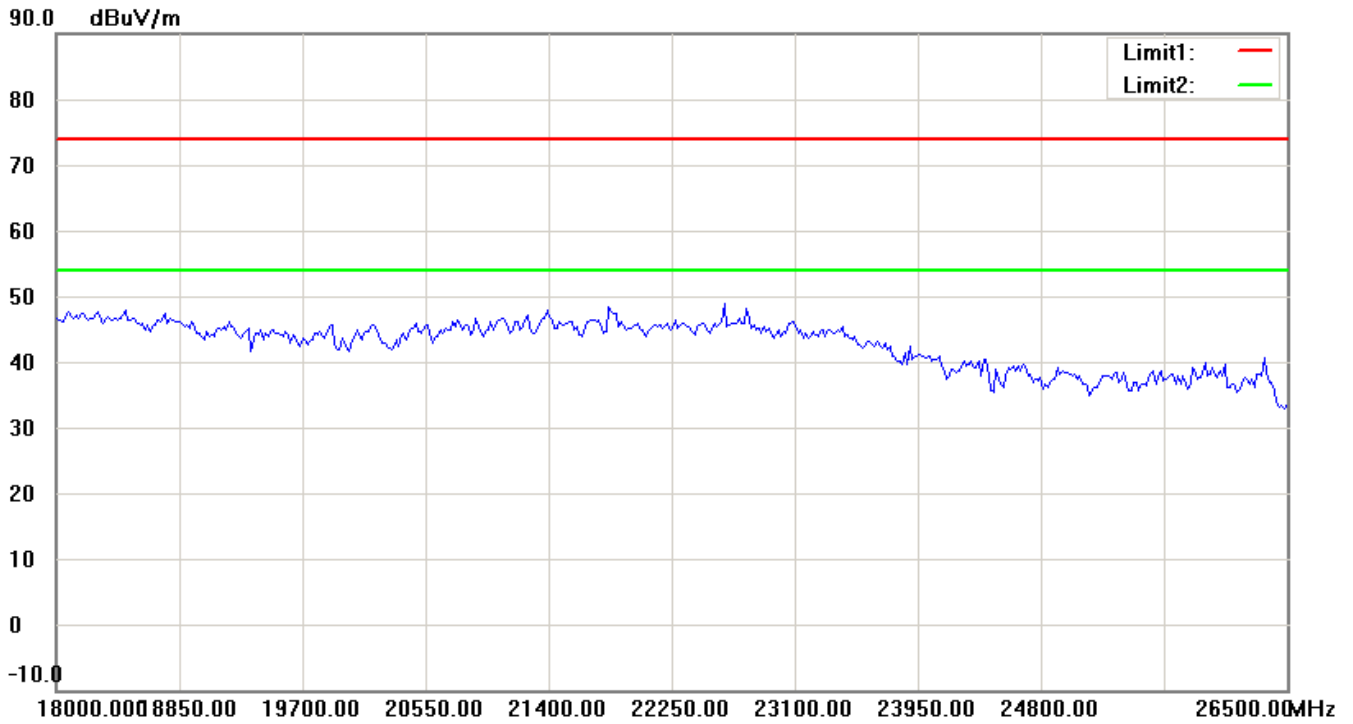
Note:

1. The attached measurement plots are preliminarily pre-scanned with peak detector for determining the final checking frequencies and are for reference only.
2. The some frequencies may exceed the limit line without the specified detectors, but that cannot present the results are failed to the specification of test standard.
3. For corrected test results are listed in the relevant table of radiated test data of this test report.



Worldwide Testing Services(Taiwan) Co., Ltd.

Registration number: W6M21402-13807-C-1
FCC ID: VYTLP8097



Up Line: Peak Limit Line Down Line: Ave Limit Line

Note:

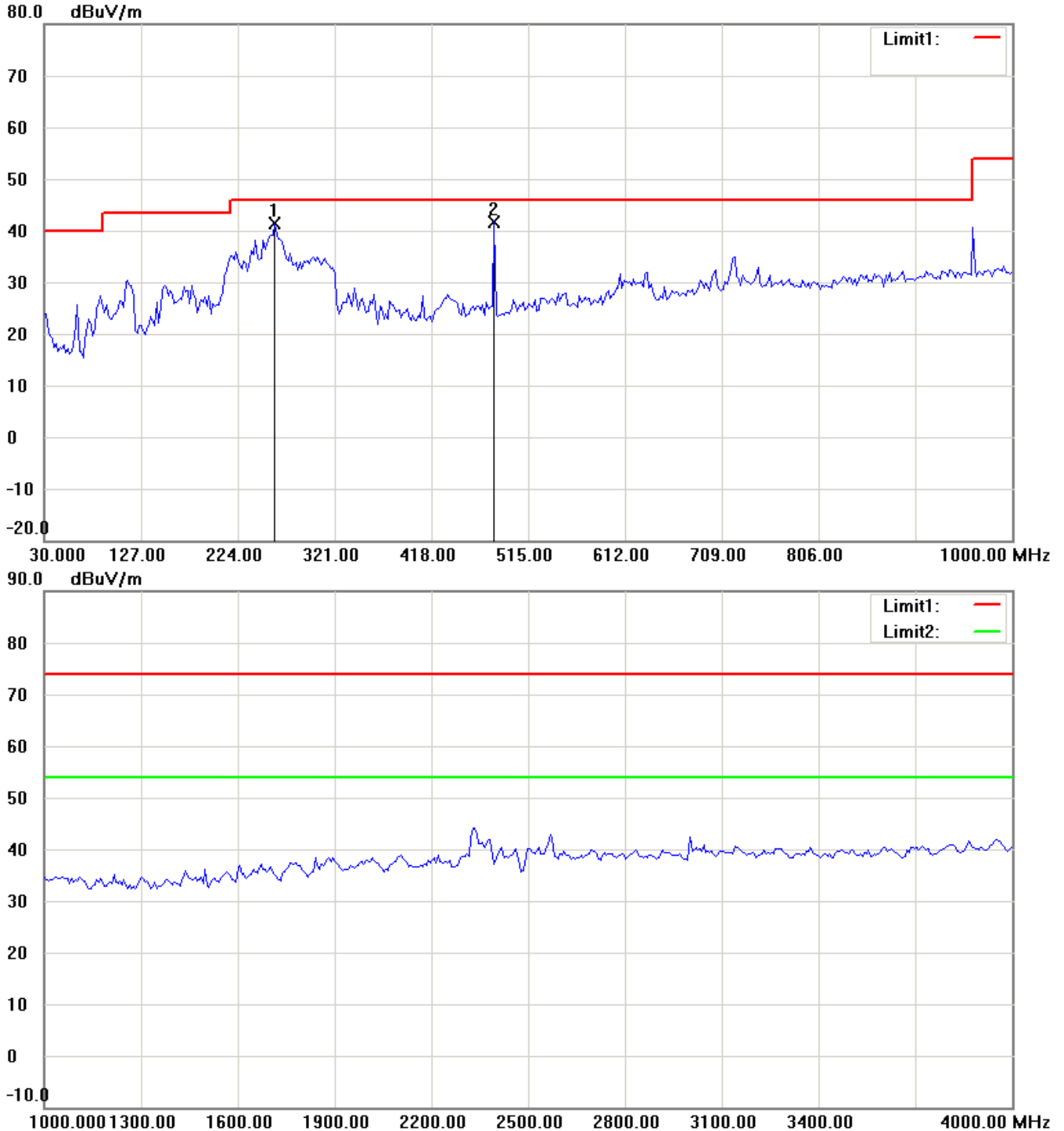
1. The attached measurement plots are preliminarily pre-scanned with peak detector for determining the final checking frequencies and are for reference only.
2. The some frequencies may exceed the limit line without the specified detectors, but that cannot present the results are failed to the specification of test standard.
3. For corrected test results are listed in the relevant table of radiated test data of this test report.



Registration number: W6M21402-13807-C-1
FCC ID: VYTLP8097

802.11n 20MHz 2412MHz

Antenna Polarization H



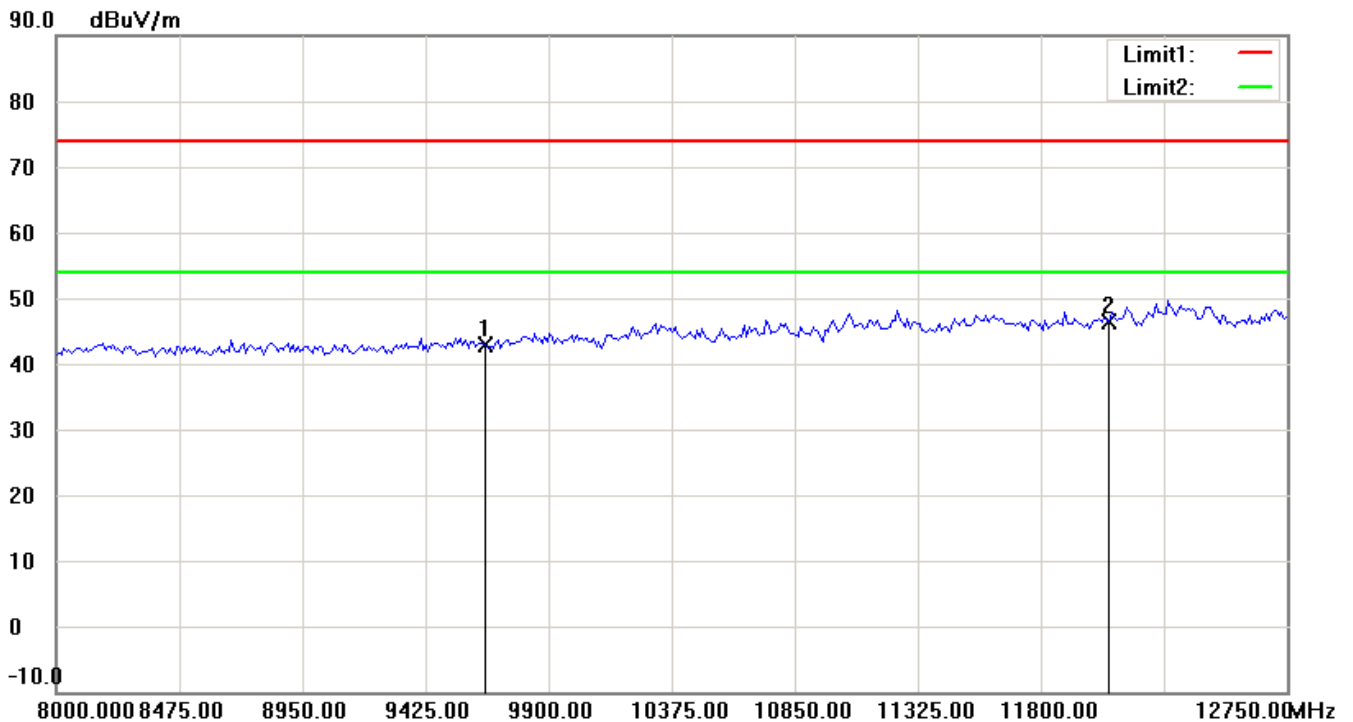
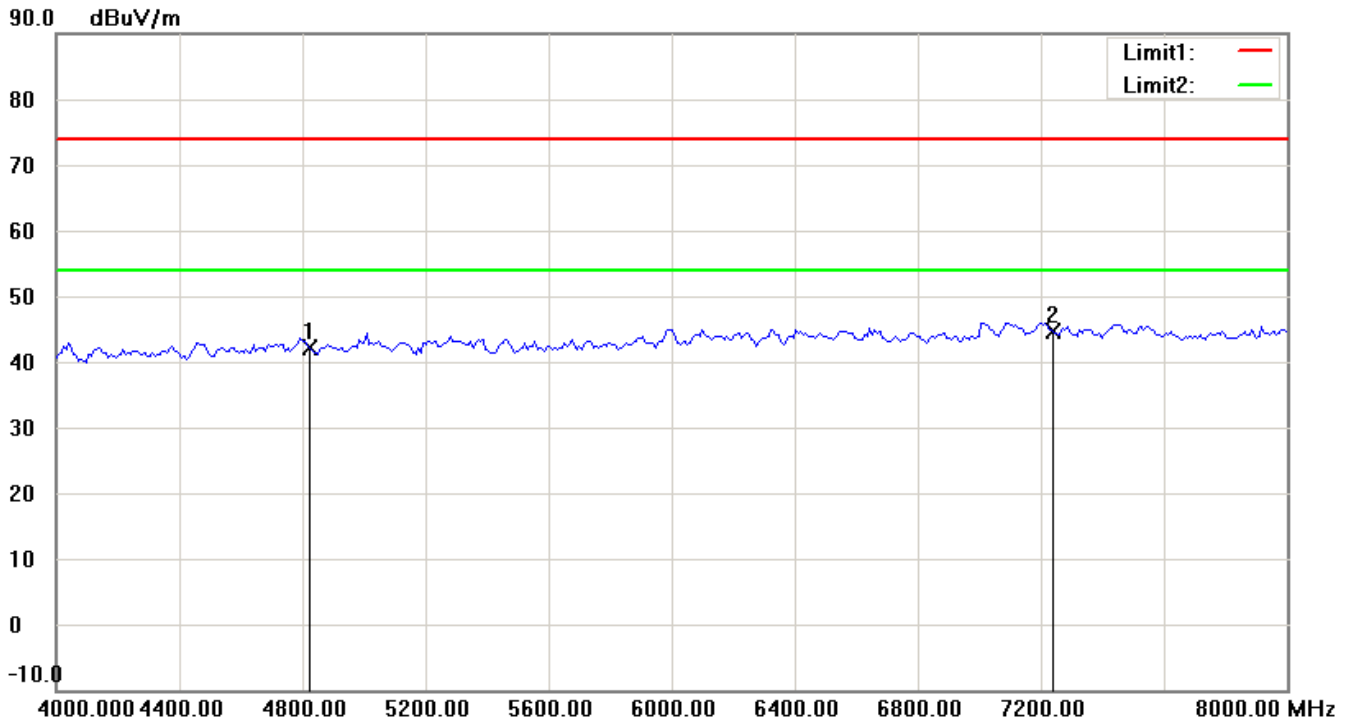
Up Line: Peak Limit Line Down Line: Ave Limit Line

Note:

1. The attached measurement plots are preliminarily pre-scanned with peak detector for determining the final checking frequencies and are for reference only.
2. The some frequencies may exceed the limit line without the specified detectors, but that cannot present the results are failed to the specification of test standard.
3. For corrected test results are listed in the relevant table of radiated test data of this test report.



Registration number: W6M21402-13807-C-1
FCC ID: VYTLP8097



Up Line: Peak Limit Line Down Line: Ave Limit Line

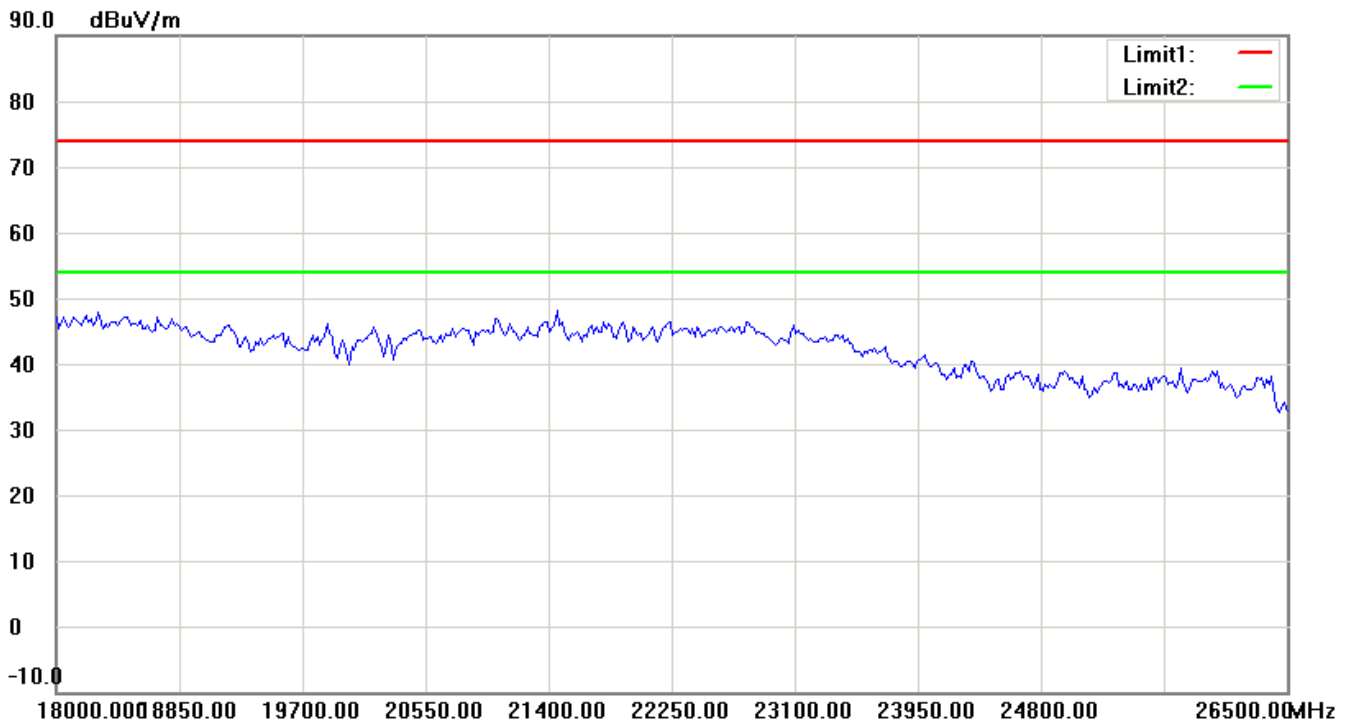
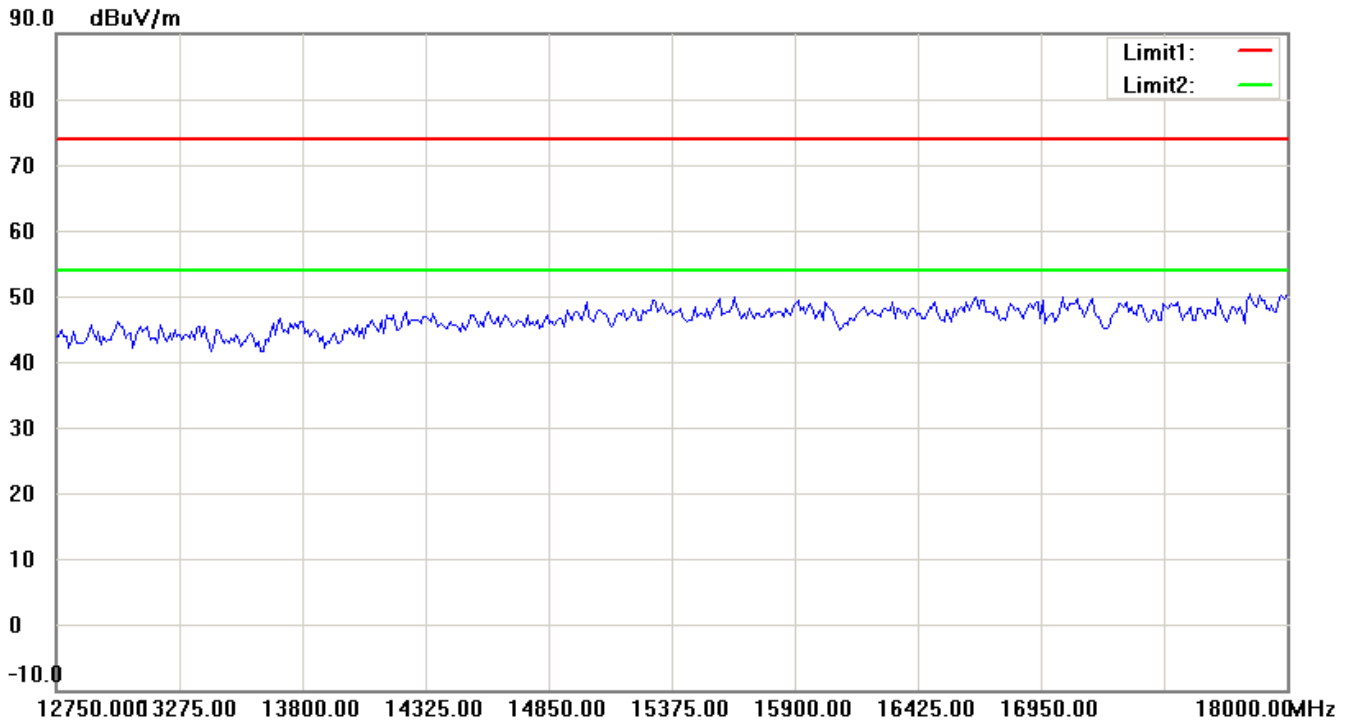
Note:

1. The attached measurement plots are preliminarily pre-scanned with peak detector for determining the final checking frequencies and are for reference only.
2. The some frequencies may exceed the limit line without the specified detectors, but that cannot present the results are failed to the specification of test standard.
3. For corrected test results are listed in the relevant table of radiated test data of this test report.



Worldwide Testing Services(Taiwan) Co., Ltd.

Registration number: W6M21402-13807-C-1
FCC ID: VYTLP8097



Up Line: Peak Limit Line Down Line: Ave Limit Line

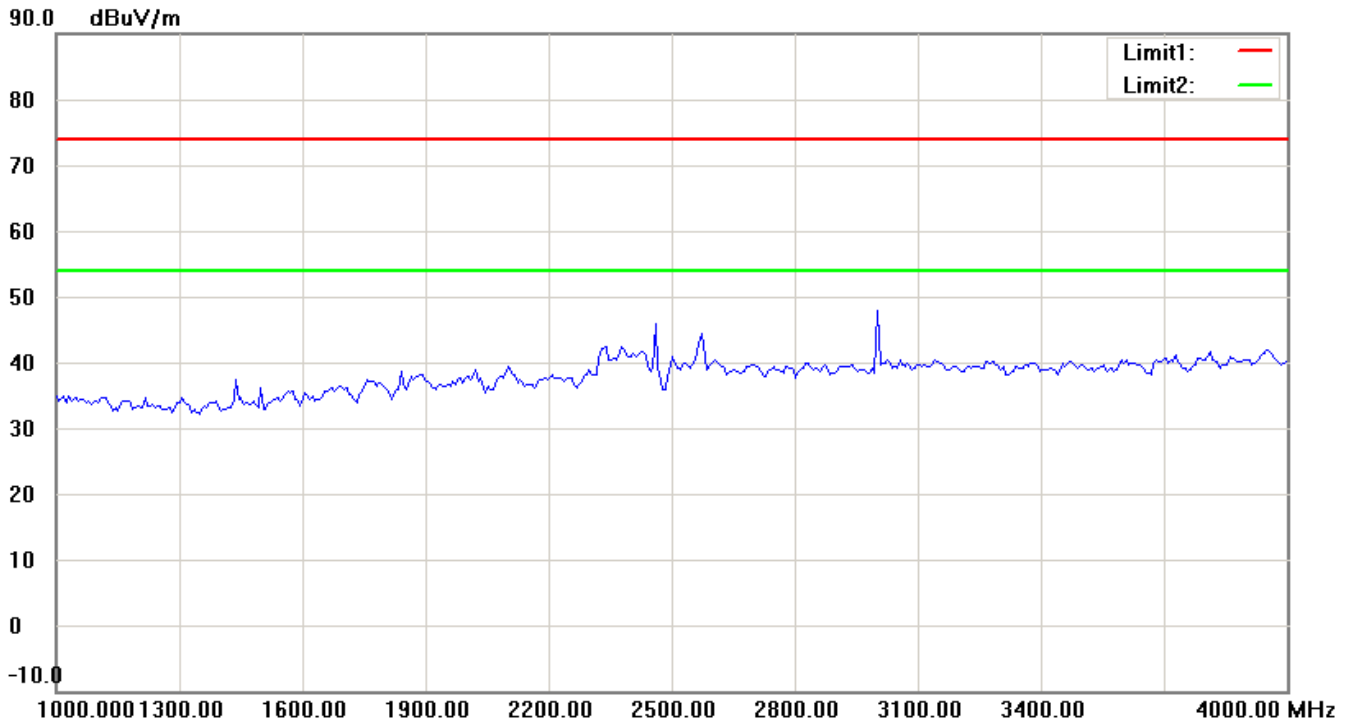
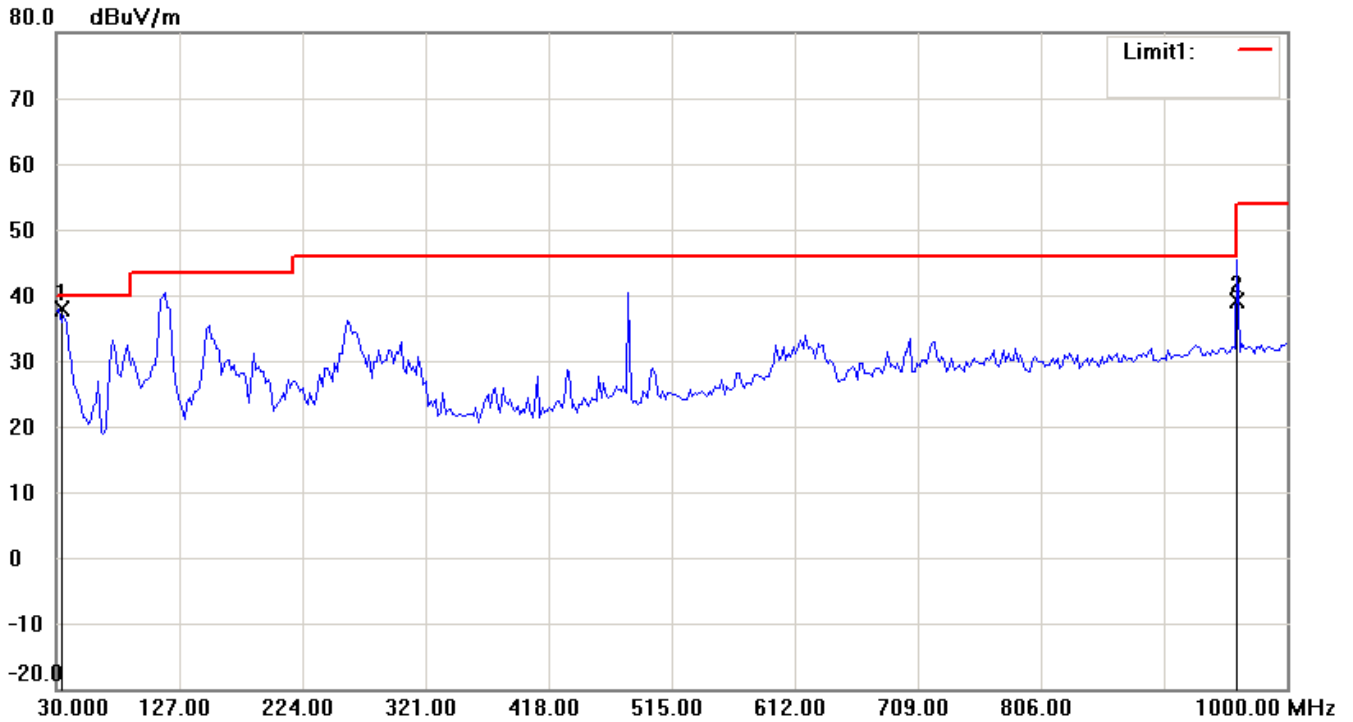
Note:

1. The attached measurement plots are preliminarily pre-scanned with peak detector for determining the final checking frequencies and are for reference only.
2. The some frequencies may exceed the limit line without the specified detectors, but that cannot present the results are failed to the specification of test standard.
3. For corrected test results are listed in the relevant table of radiated test data of this test report.



Registration number: W6M21402-13807-C-1
FCC ID: VYTLP8097

Antenna Polarization V



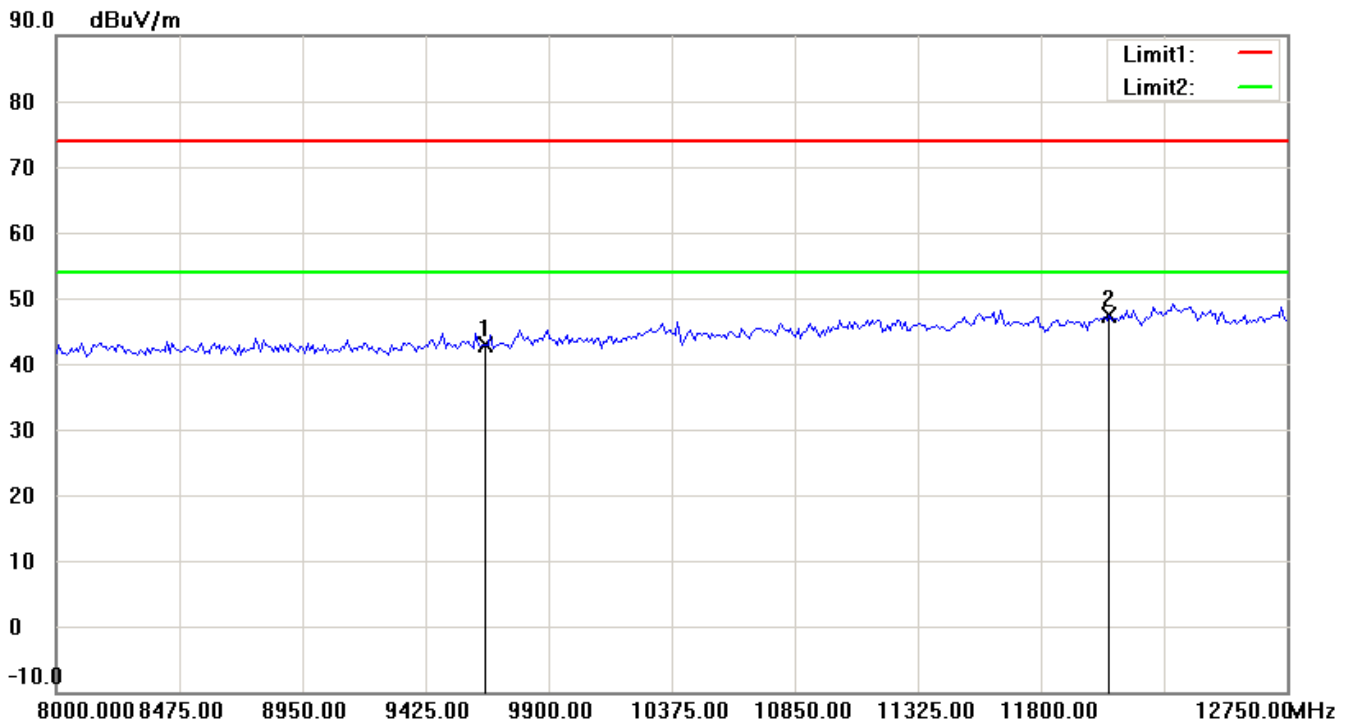
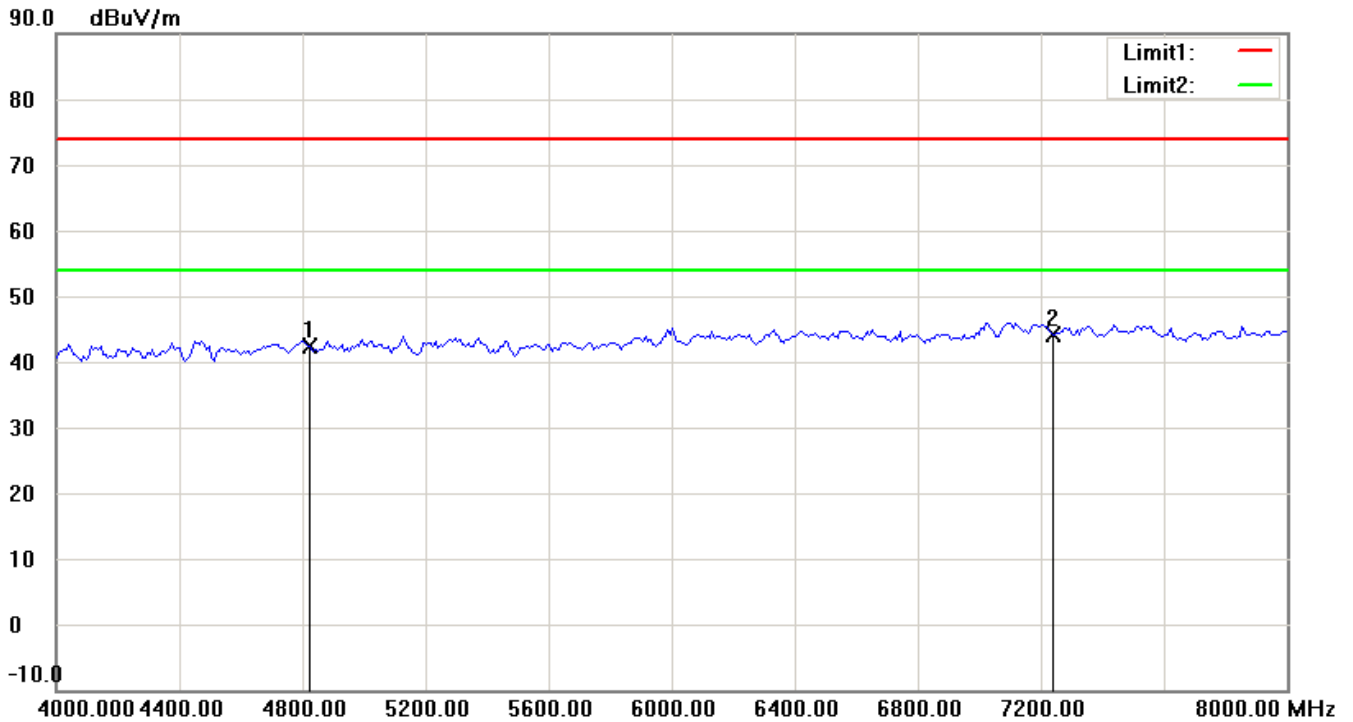
Up Line: Peak Limit Line Down Line: Ave Limit Line

Note:

1. The attached measurement plots are preliminarily pre-scanned with peak detector for determining the final checking frequencies and are for reference only.
2. The some frequencies may exceed the limit line without the specified detectors, but that cannot present the results are failed to the specification of test standard.
3. For corrected test results are listed in the relevant table of radiated test data of this test report.



Registration number: W6M21402-13807-C-1
FCC ID: VYTLP8097



Up Line: Peak Limit Line Down Line: Ave Limit Line

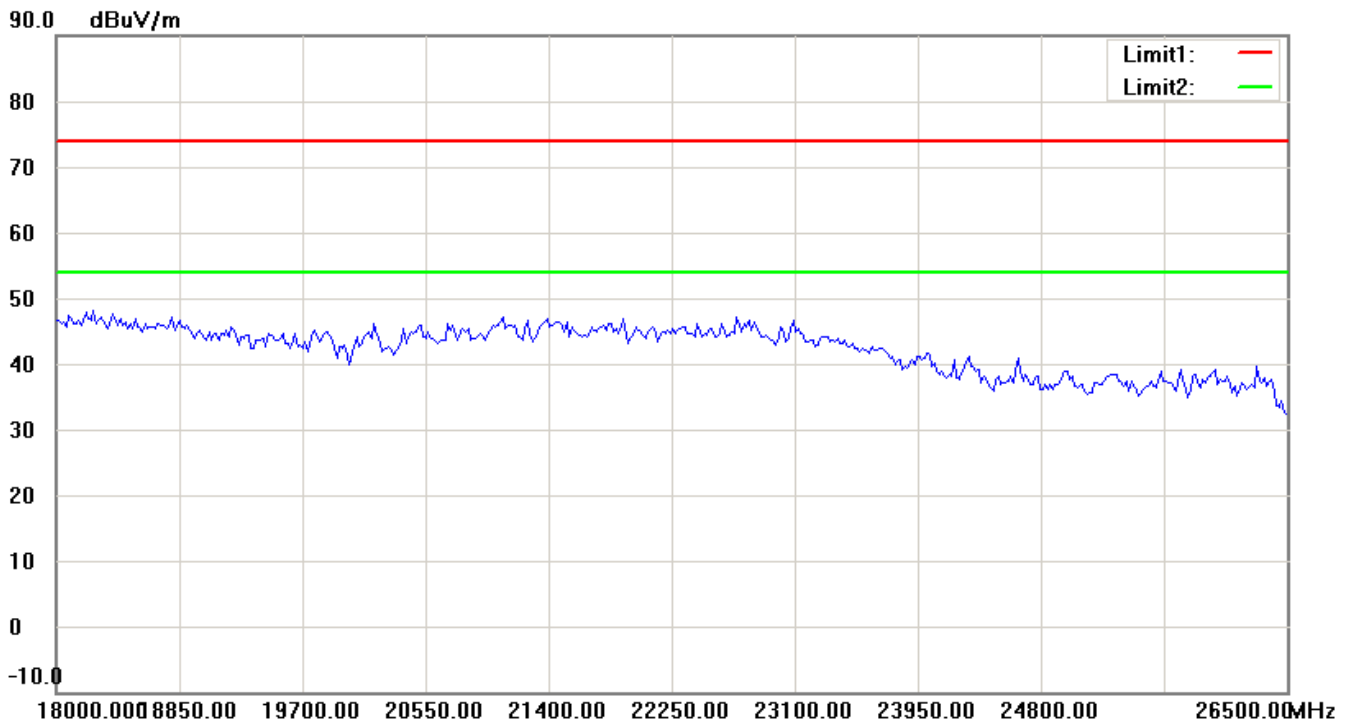
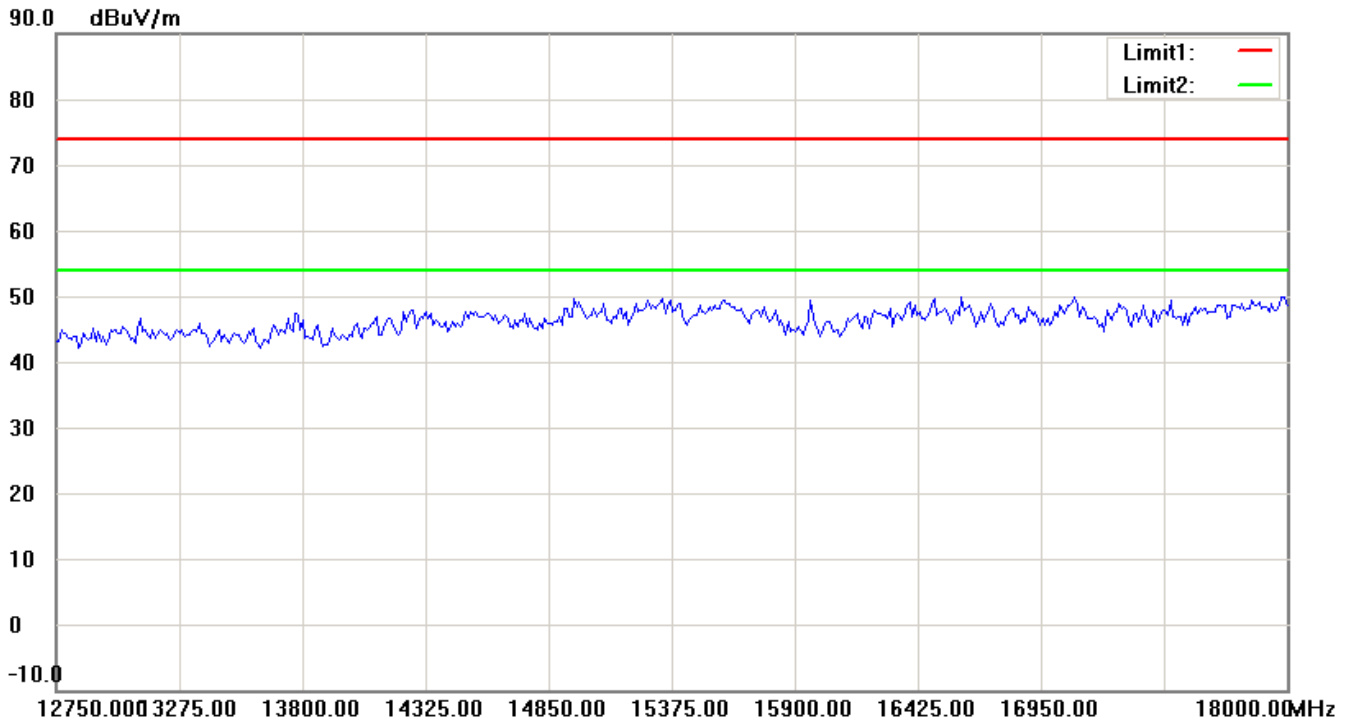
Note:

1. The attached measurement plots are preliminarily pre-scanned with peak detector for determining the final checking frequencies and are for reference only.
2. The some frequencies may exceed the limit line without the specified detectors, but that cannot present the results are failed to the specification of test standard.
3. For corrected test results are listed in the relevant table of radiated test data of this test report.



Worldwide Testing Services(Taiwan) Co., Ltd.

Registration number: W6M21402-13807-C-1
FCC ID: VYTLP8097



Up Line: Peak Limit Line Down Line: Ave Limit Line

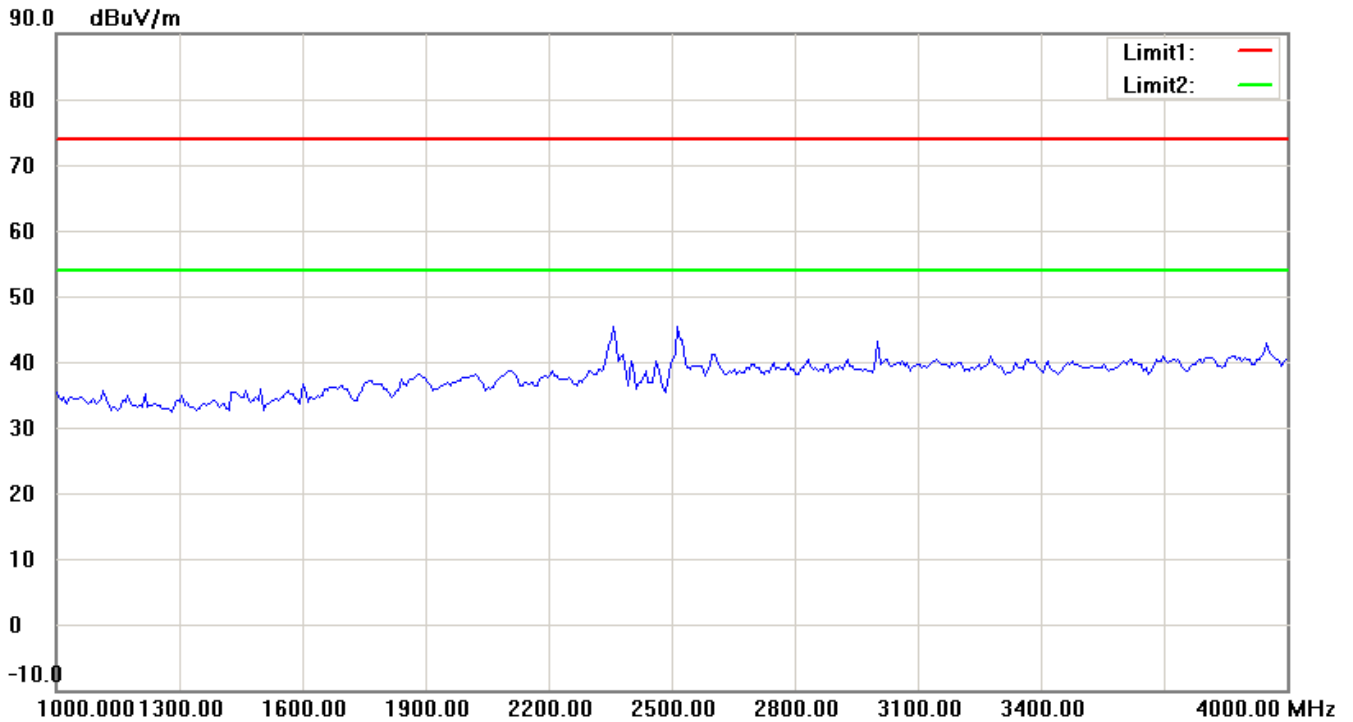
Note:

1. The attached measurement plots are preliminarily pre-scanned with peak detector for determining the final checking frequencies and are for reference only.
2. The some frequencies may exceed the limit line without the specified detectors, but that cannot present the results are failed to the specification of test standard.
3. For corrected test results are listed in the relevant table of radiated test data of this test report.



Registration number: W6M21402-13807-C-1
FCC ID: VYTLP8097

802.11n 20MHz 2437MHz
Antenna Polarization H



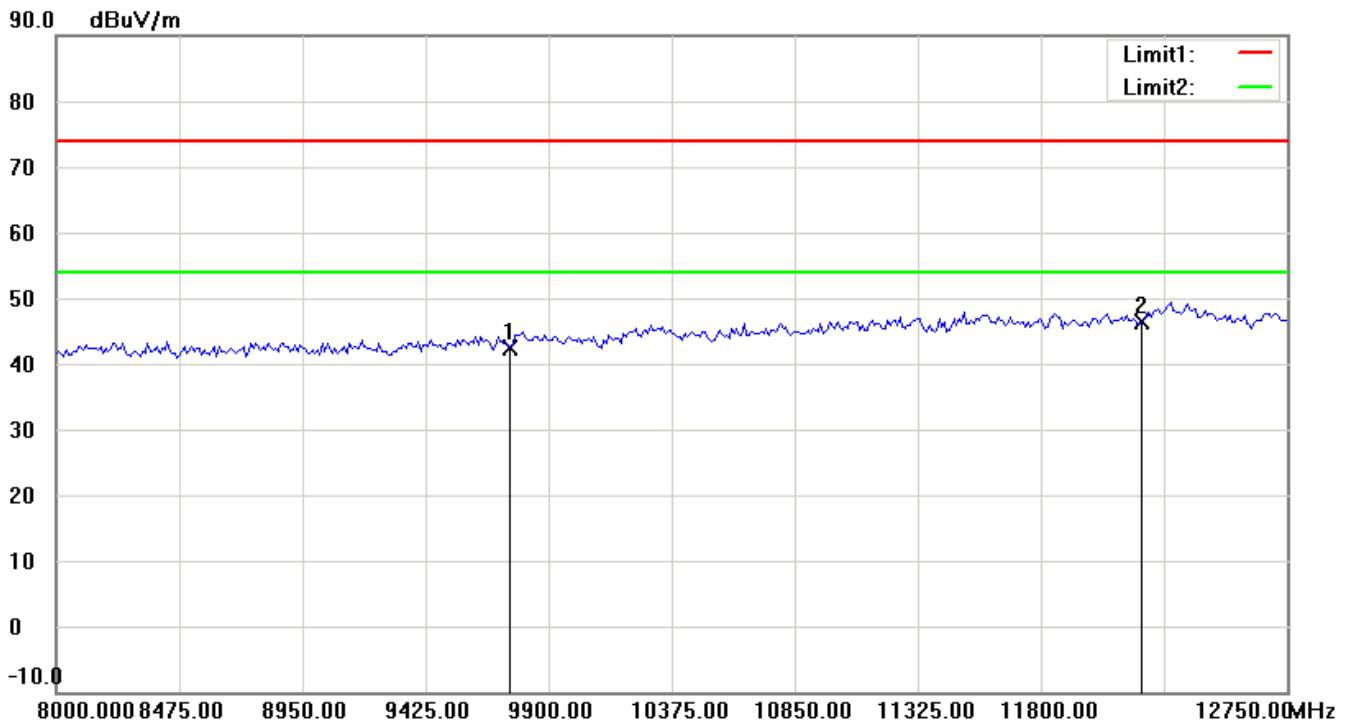
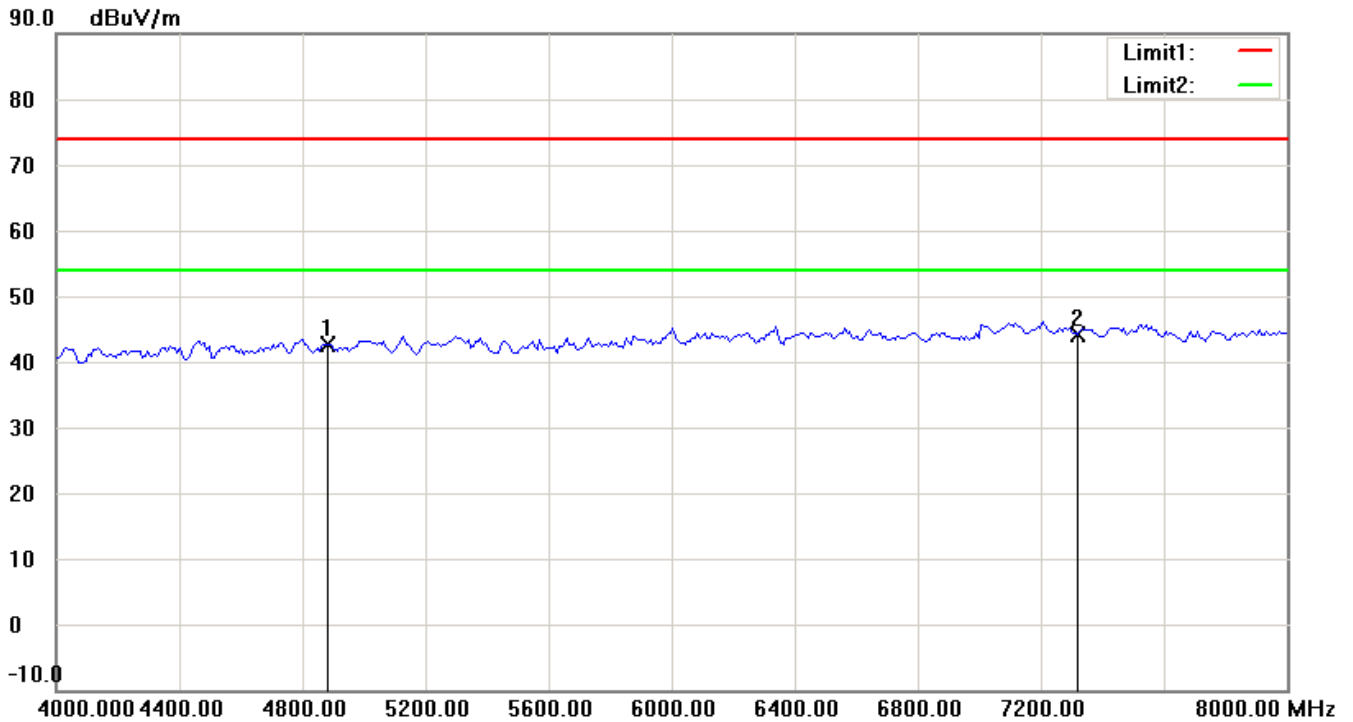
Up Line: Peak Limit Line Down Line: Ave Limit Line

Note:

1. The attached measurement plots are preliminarily pre-scanned with peak detector for determining the final checking frequencies and are for reference only.
2. The some frequencies may exceed the limit line without the specified detectors, but that cannot present the results are failed to the specification of test standard.
3. For corrected test results are listed in the relevant table of radiated test data of this test report.




Registration number: W6M21402-13807-C-1
FCC ID: VYTLP8097



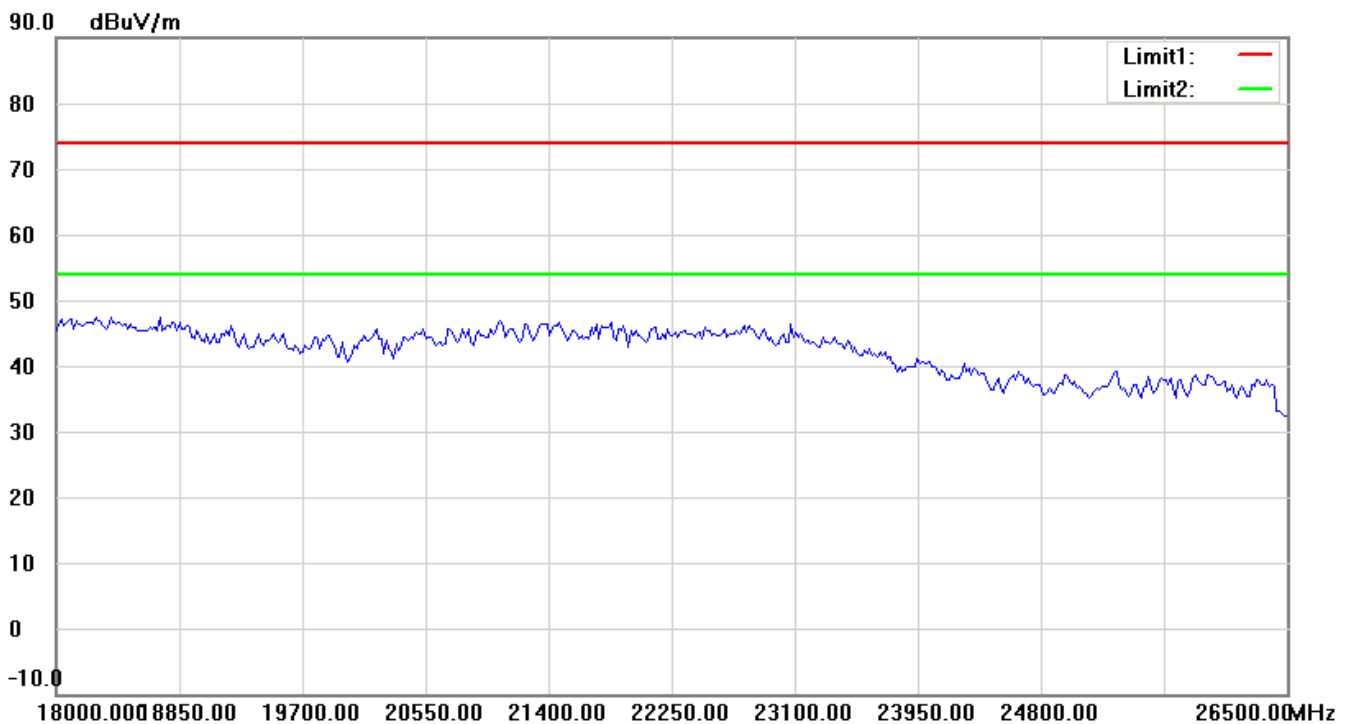
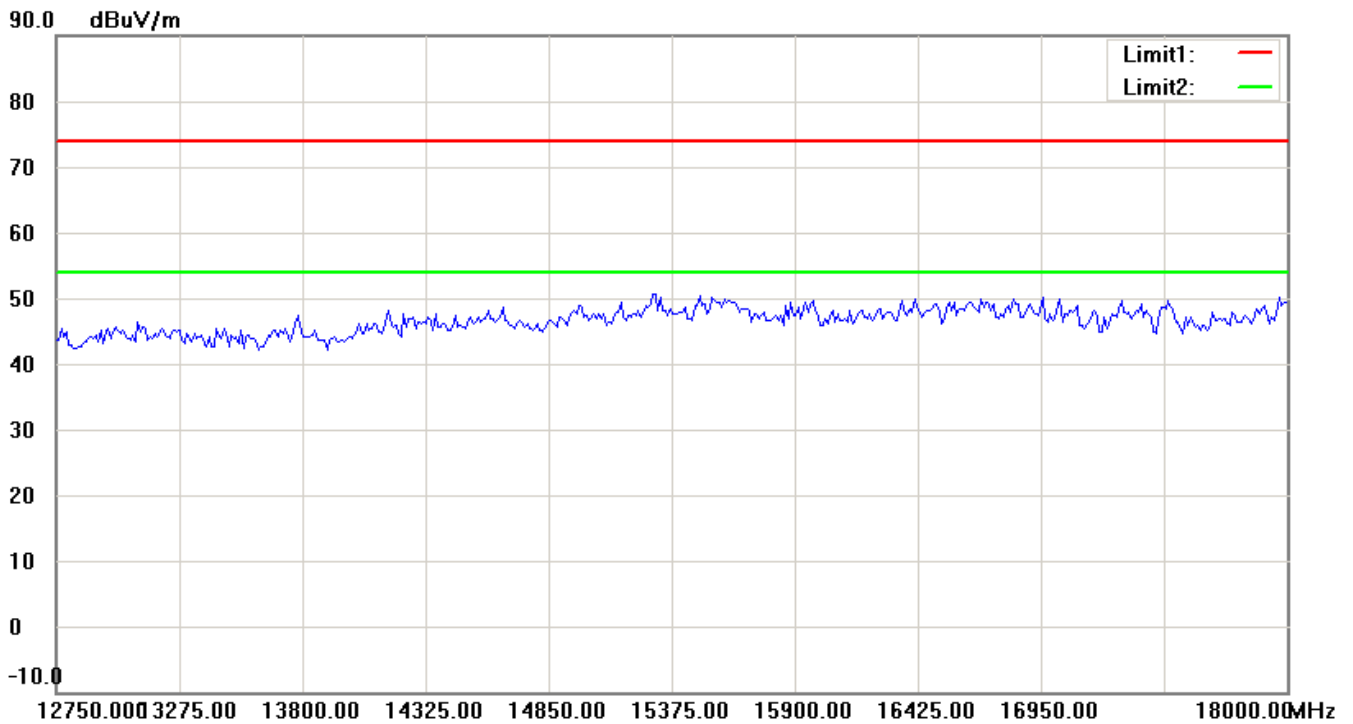
Up Line: Peak Limit Line Down Line: Ave Limit Line

Note:

1. The attached measurement plots are preliminarily pre-scanned with peak detector for determining the final checking frequencies and are for reference only.
2. The some frequencies may exceed the limit line without the specified detectors, but that cannot present the results are failed to the specification of test standard.
3. For corrected test results are listed in the relevant table of radiated test data of this test report.




Registration number: W6M21402-13807-C-1
FCC ID: VYTLP8097



Up Line: Peak Limit Line Down Line: Ave Limit Line

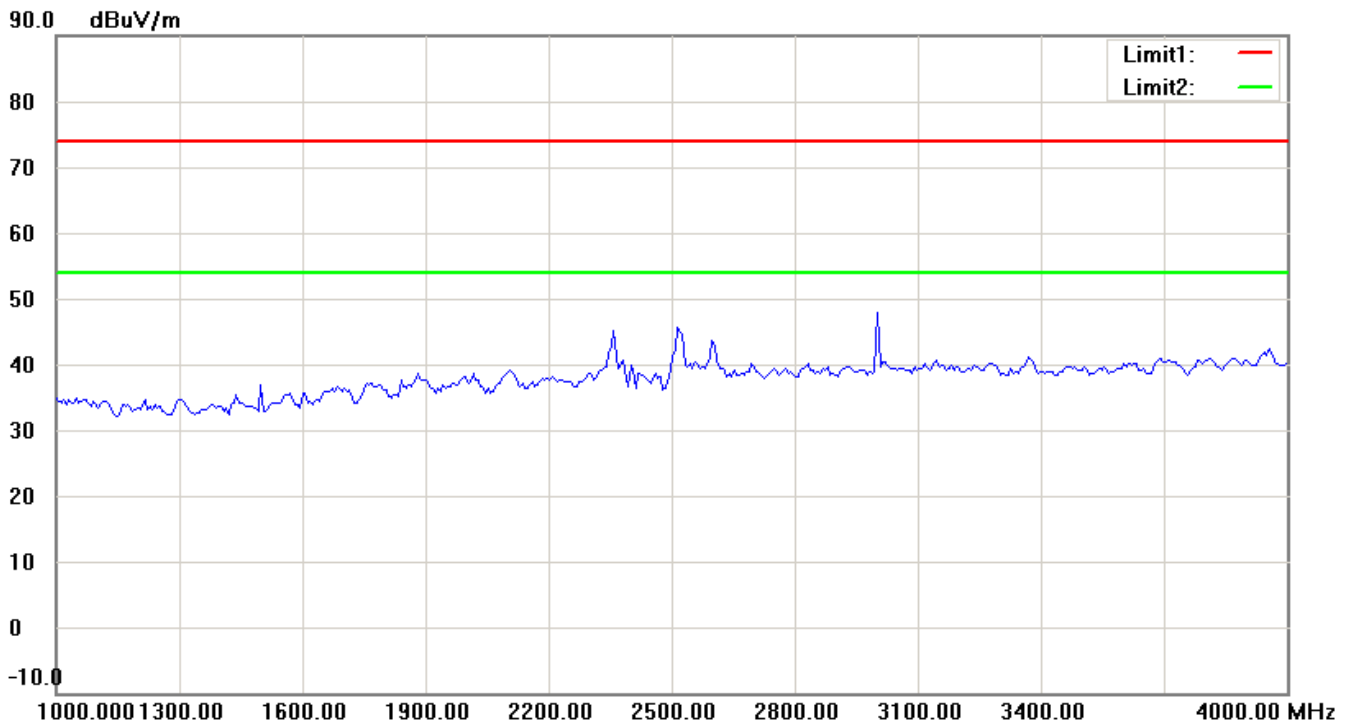
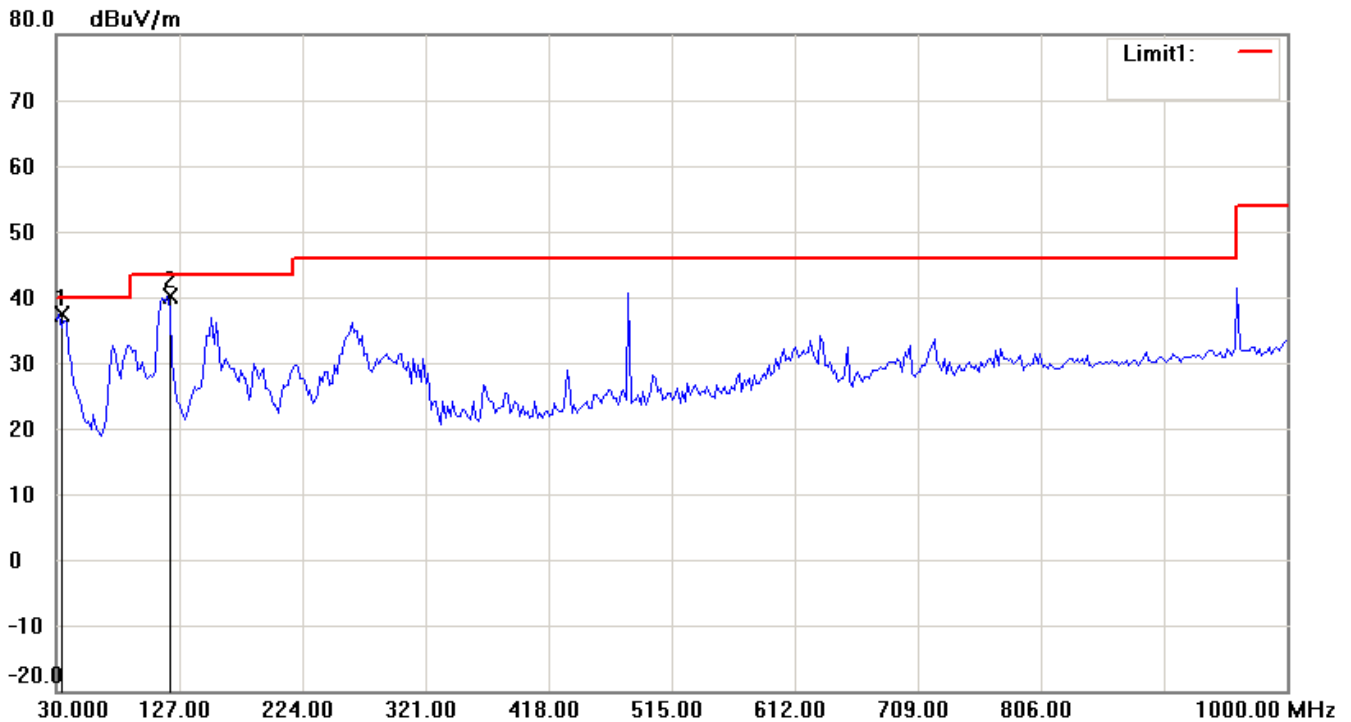
Note:

1. The attached measurement plots are preliminarily pre-scanned with peak detector for determining the final checking frequencies and are for reference only.
2. The some frequencies may exceed the limit line without the specified detectors, but that cannot present the results are failed to the specification of test standard.
3. For corrected test results are listed in the relevant table of radiated test data of this test report.



Registration number: W6M21402-13807-C-1
FCC ID: VYTLP8097

Antenna Polarization V



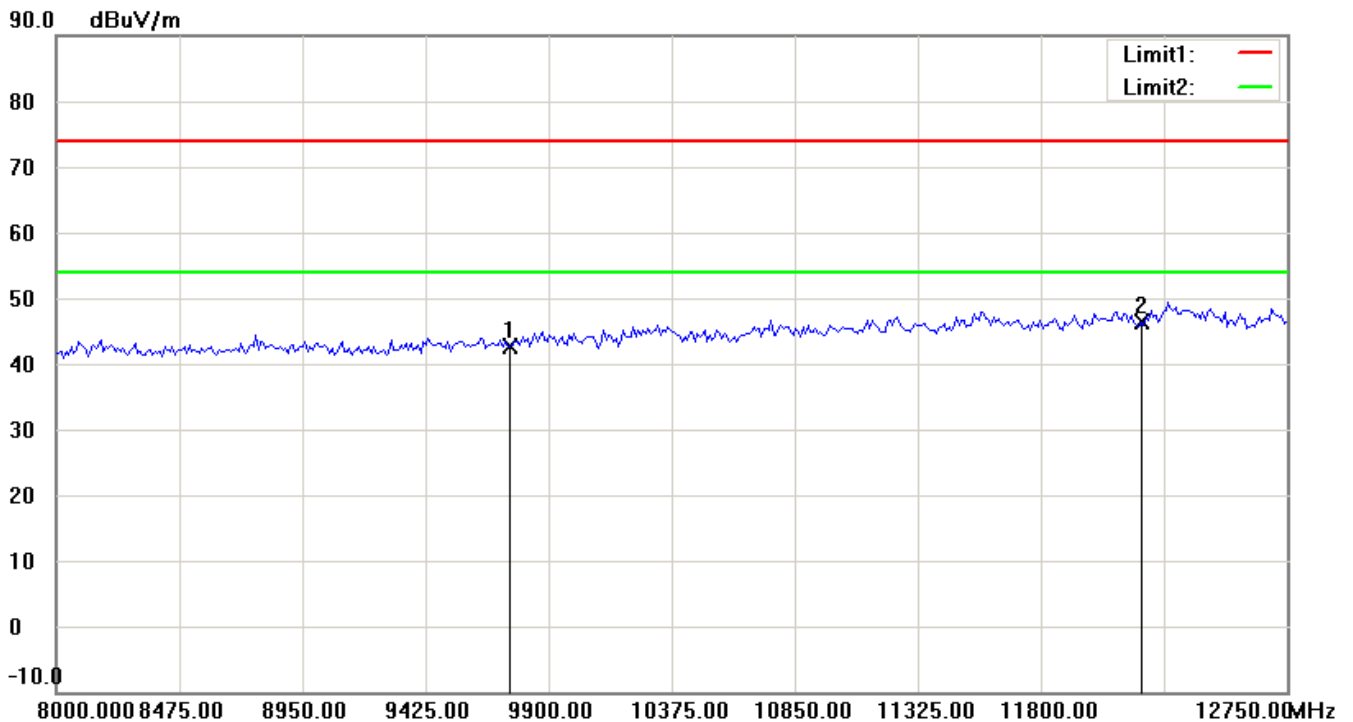
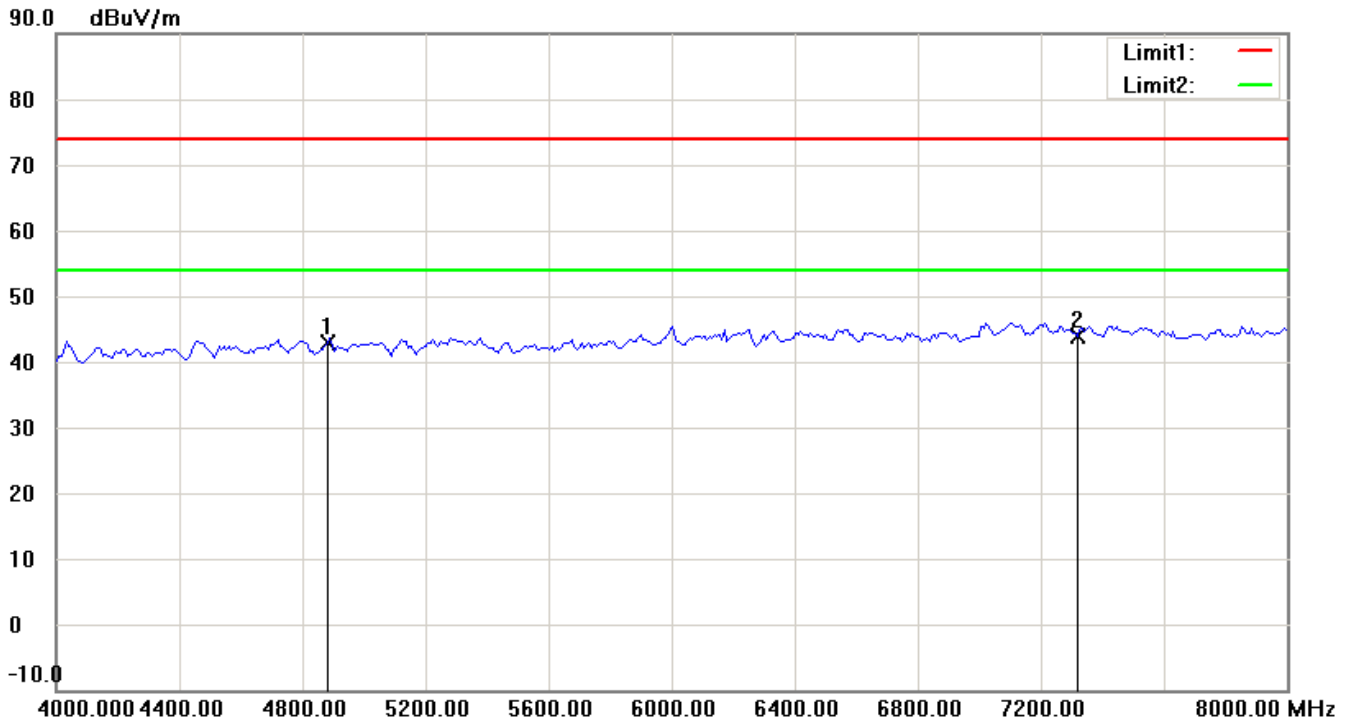
Up Line: Peak Limit Line Down Line: Ave Limit Line

Note:

1. The attached measurement plots are preliminarily pre-scanned with peak detector for determining the final checking frequencies and are for reference only.
2. The some frequencies may exceed the limit line without the specified detectors, but that cannot present the results are failed to the specification of test standard.
3. For corrected test results are listed in the relevant table of radiated test data of this test report.



Registration number: W6M21402-13807-C-1
FCC ID: VYTLP8097



Up Line: Peak Limit Line Down Line: Ave Limit Line

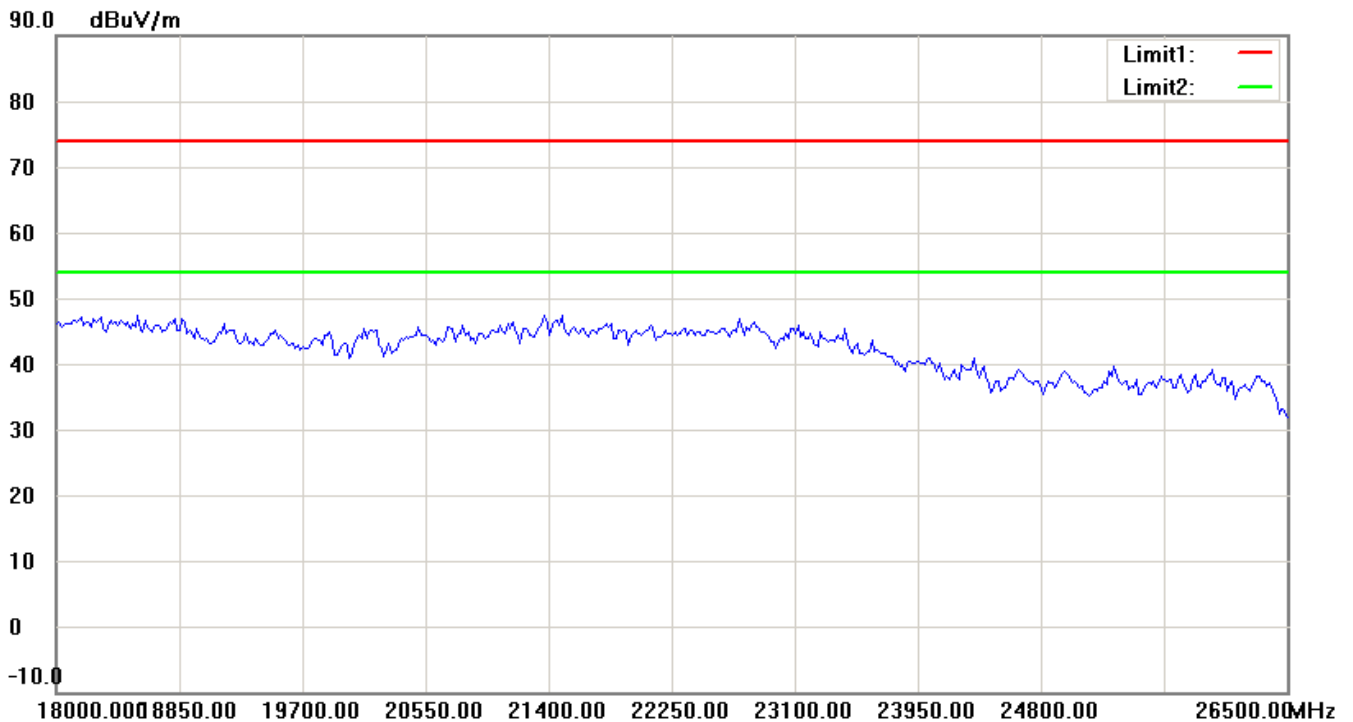
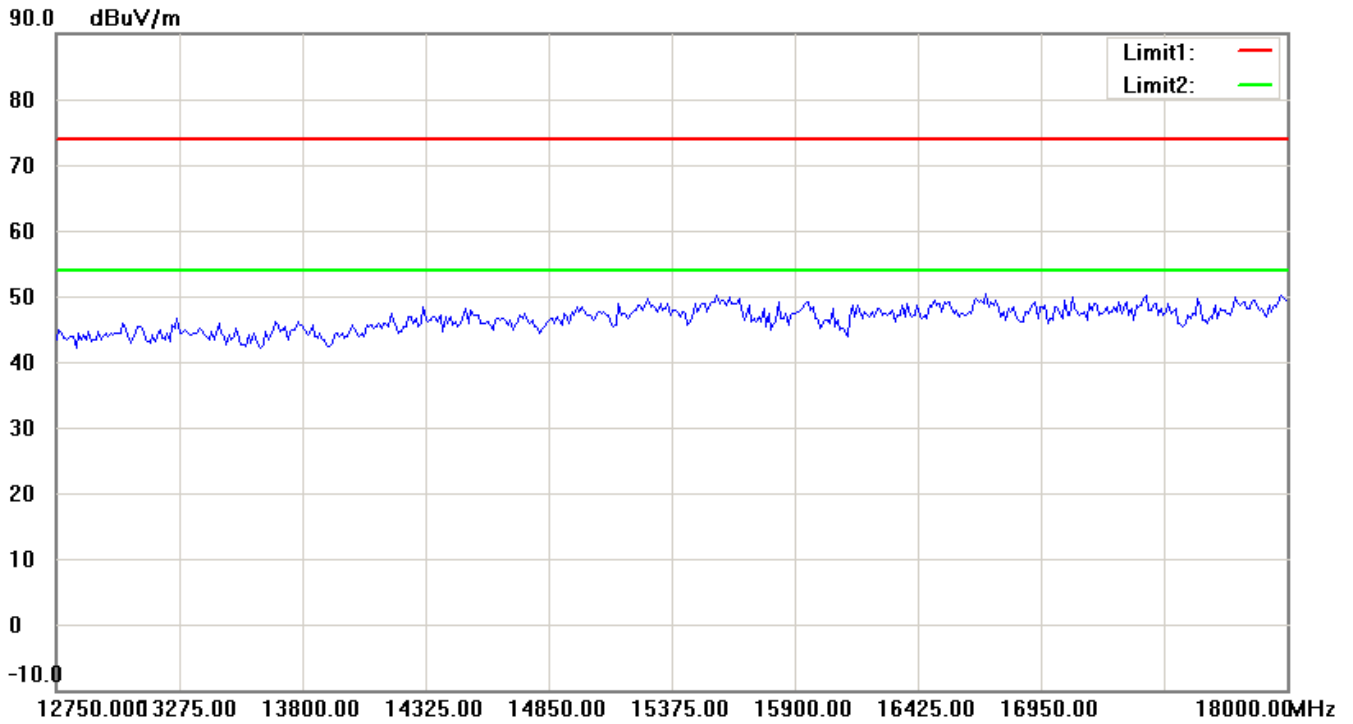
Note:

1. The attached measurement plots are preliminarily pre-scanned with peak detector for determining the final checking frequencies and are for reference only.
2. The some frequencies may exceed the limit line without the specified detectors, but that cannot present the results are failed to the specification of test standard.
3. For corrected test results are listed in the relevant table of radiated test data of this test report.



Worldwide Testing Services(Taiwan) Co., Ltd.


Registration number: W6M21402-13807-C-1
FCC ID: VYTLP8097



Up Line: Peak Limit Line Down Line: Ave Limit Line

Note:

1. The attached measurement plots are preliminarily pre-scanned with peak detector for determining the final checking frequencies and are for reference only.
2. The some frequencies may exceed the limit line without the specified detectors, but that cannot present the results are failed to the specification of test standard.
3. For corrected test results are listed in the relevant table of radiated test data of this test report.



Registration number: W6M21402-13807-C-1
FCC ID: VYTLP8097

802.11n 20MHz 2462MHz

Antenna Polarization H



Up Line: Peak Limit Line Down Line: Ave Limit Line

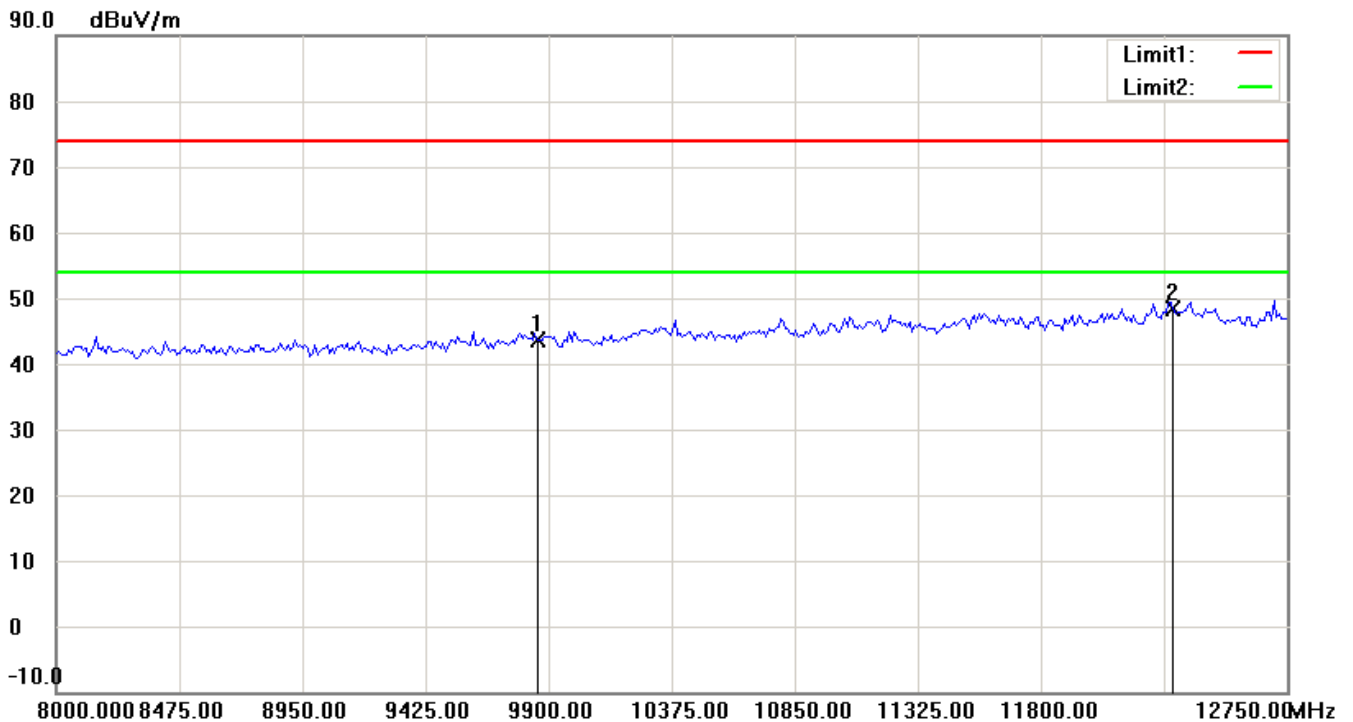
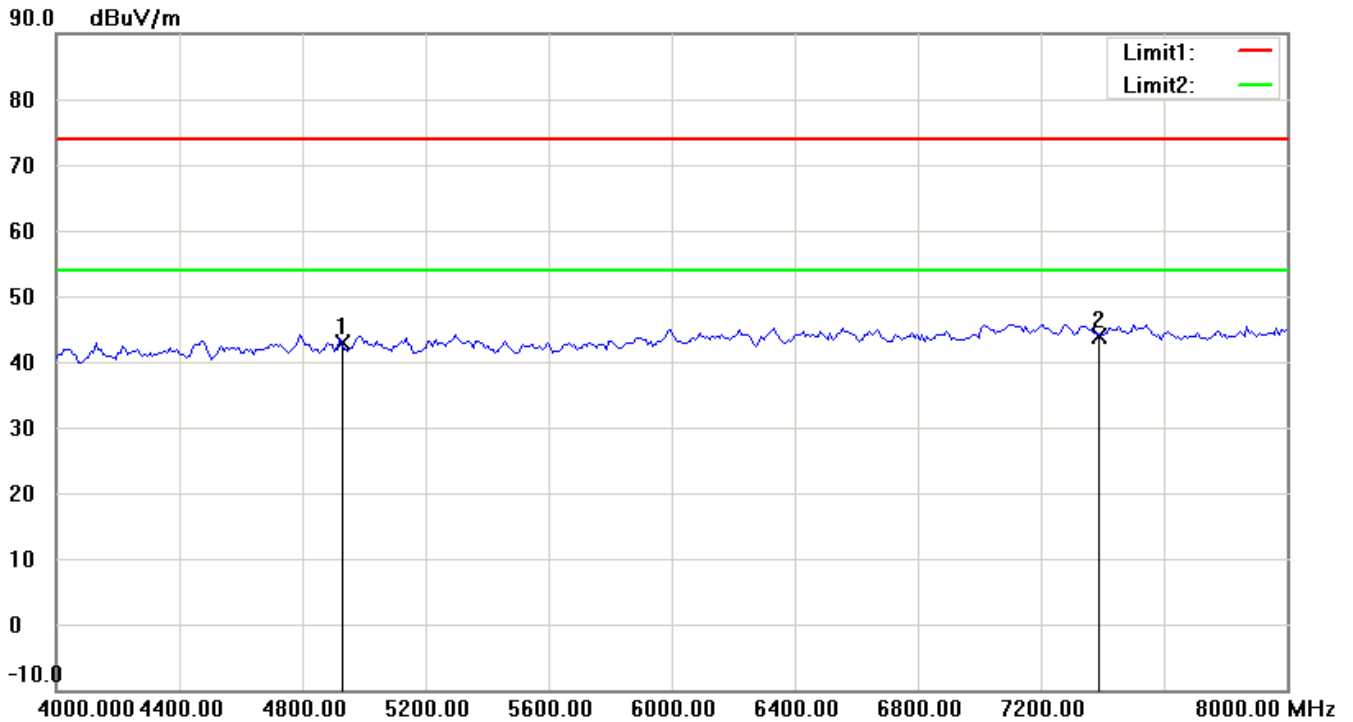
Note:

1. The attached measurement plots are preliminarily pre-scanned with peak detector for determining the final checking frequencies and are for reference only.
2. The some frequencies may exceed the limit line without the specified detectors, but that cannot present the results are failed to the specification of test standard.
3. For corrected test results are listed in the relevant table of radiated test data of this test report.



Worldwide Testing Services(Taiwan) Co., Ltd.

Registration number: W6M21402-13807-C-1
FCC ID: VYTLP8097



Up Line: Peak Limit Line Down Line: Ave Limit Line

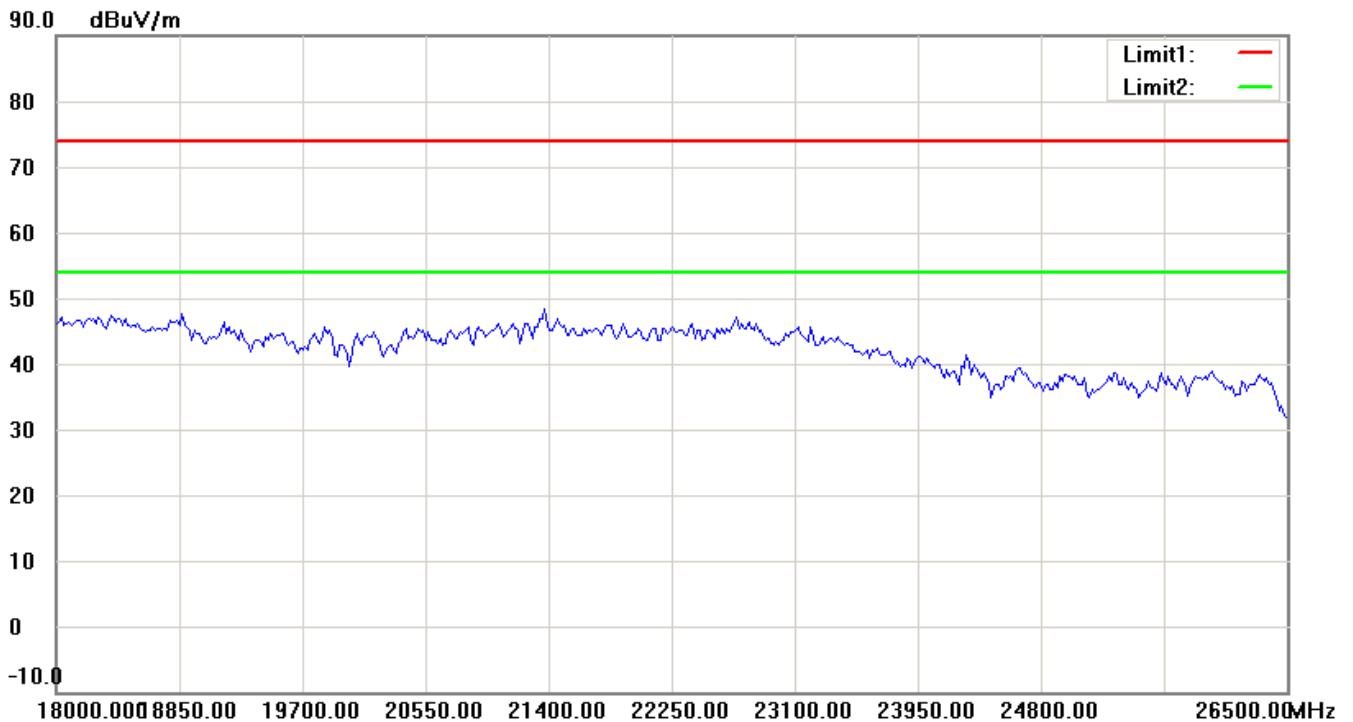
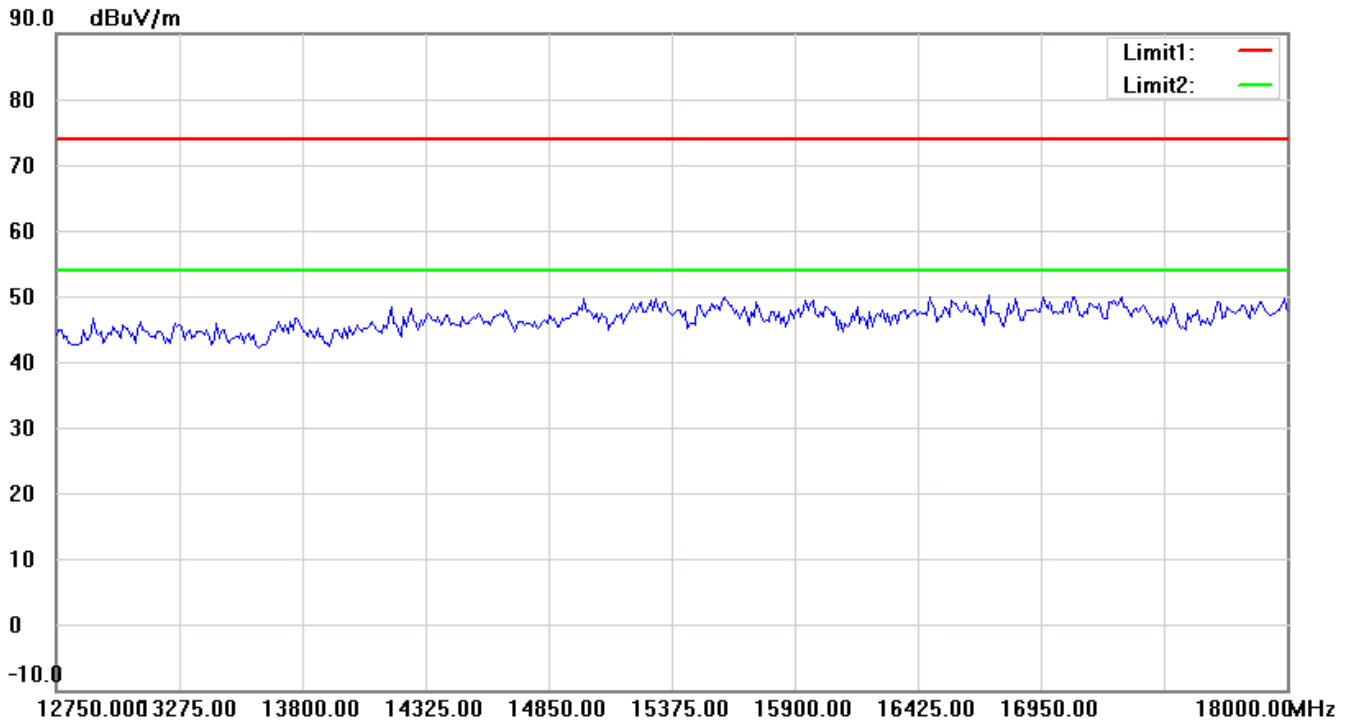
Note:

1. The attached measurement plots are preliminarily pre-scanned with peak detector for determining the final checking frequencies and are for reference only.
2. The some frequencies may exceed the limit line without the specified detectors, but that cannot present the results are failed to the specification of test standard.
3. For corrected test results are listed in the relevant table of radiated test data of this test report.



Worldwide Testing Services(Taiwan) Co., Ltd.

Registration number: W6M21402-13807-C-1
FCC ID: VYTLP8097



Up Line: Peak Limit Line Down Line: Ave Limit Line

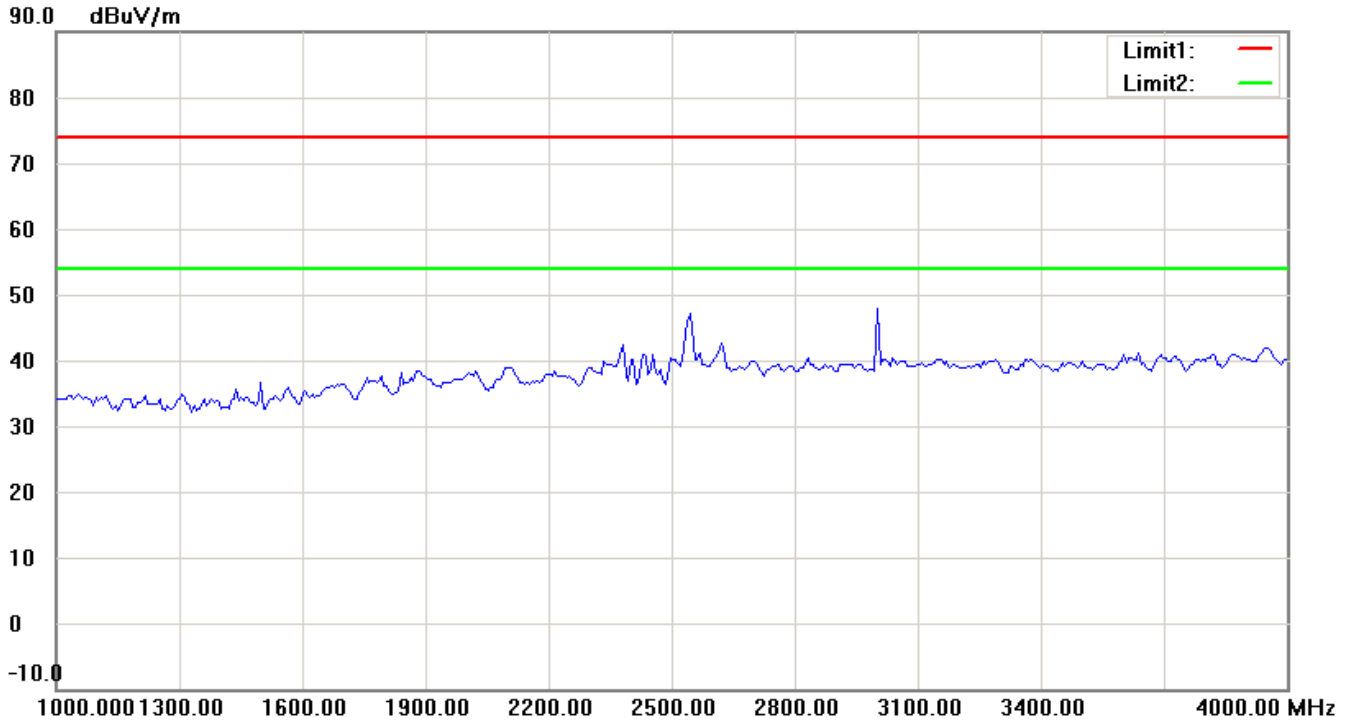
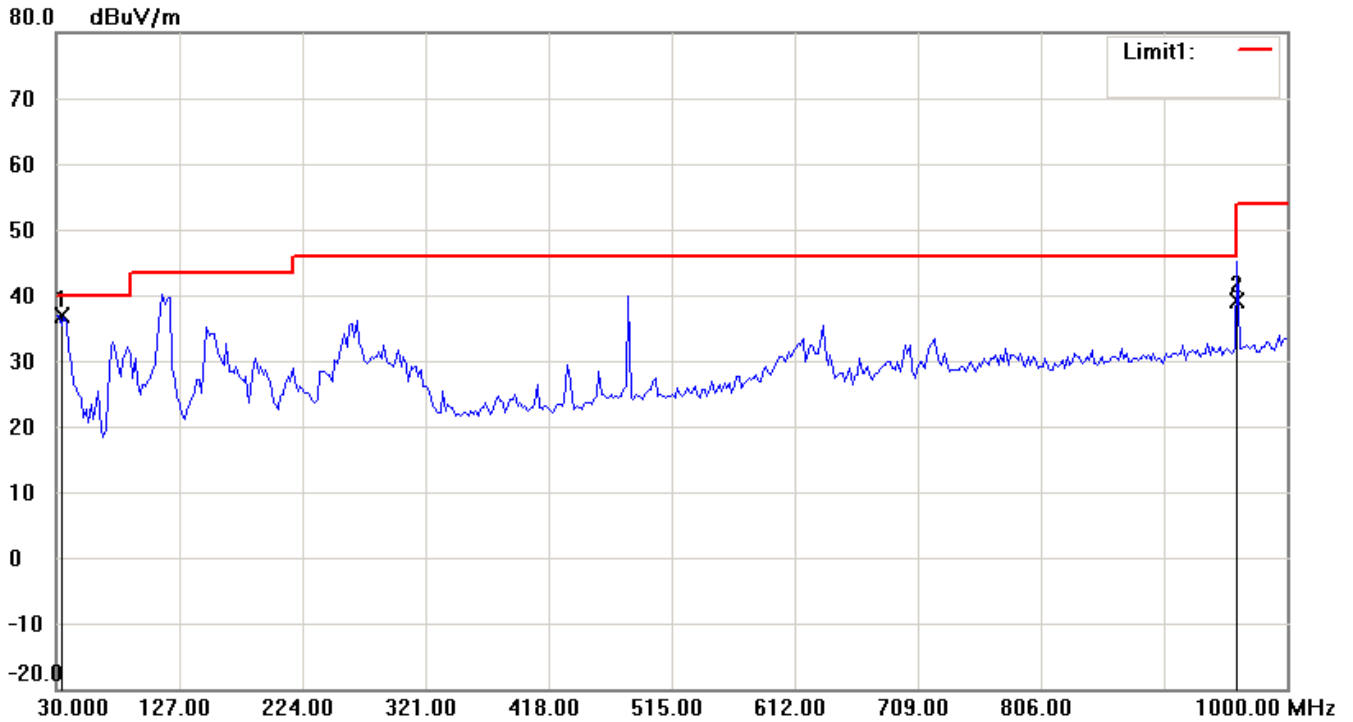
Note:

1. The attached measurement plots are preliminarily pre-scanned with peak detector for determining the final checking frequencies and are for reference only.
2. The some frequencies may exceed the limit line without the specified detectors, but that cannot present the results are failed to the specification of test standard.
3. For corrected test results are listed in the relevant table of radiated test data of this test report.



Registration number: W6M21402-13807-C-1
FCC ID: VYTLP8097

Antenna Polarization V



Up Line: Peak Limit Line Down Line: Ave Limit Line

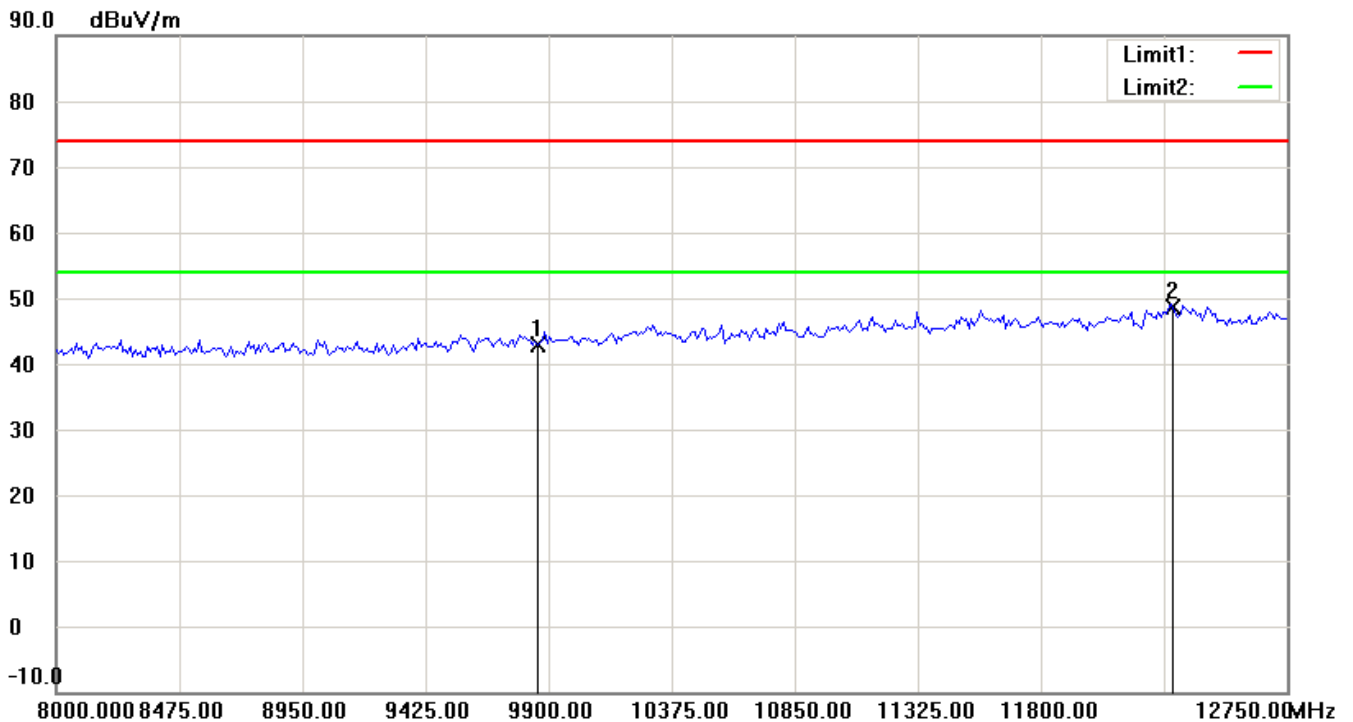
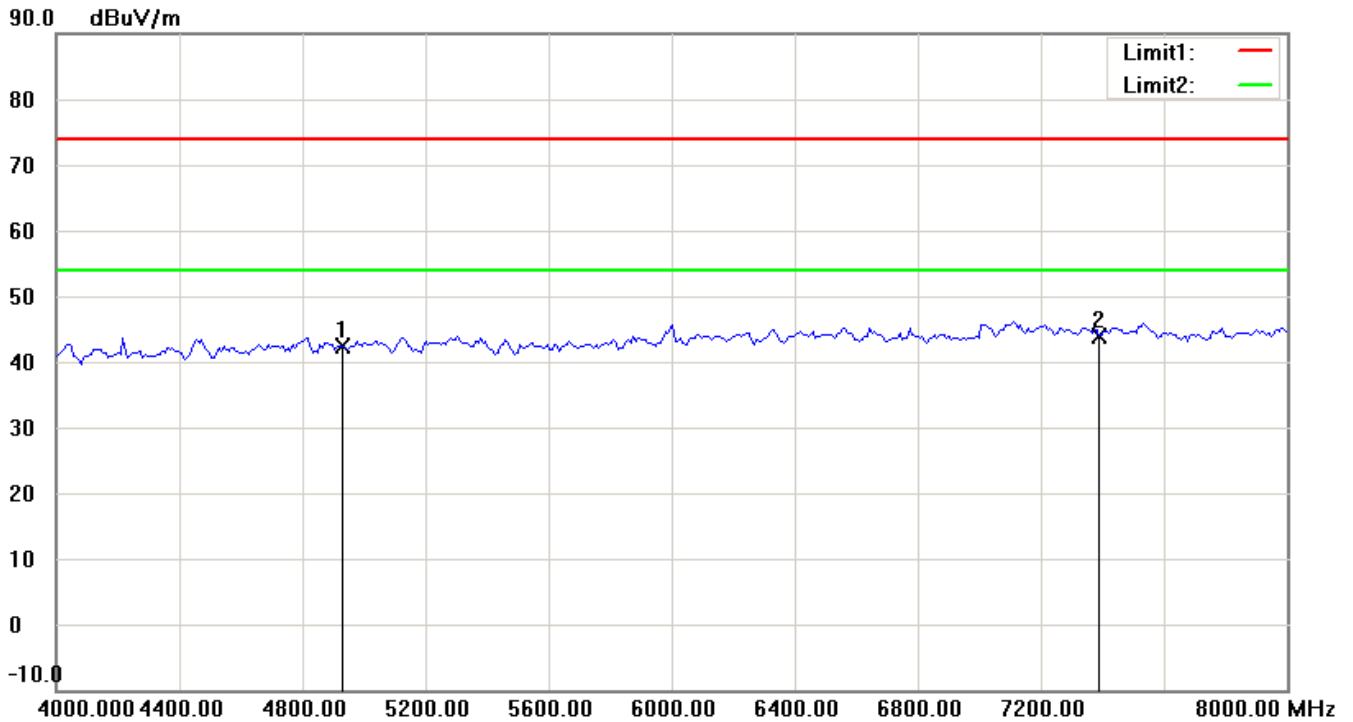
Note:

1. The attached measurement plots are preliminarily pre-scanned with peak detector for determining the final checking frequencies and are for reference only.
2. The some frequencies may exceed the limit line without the specified detectors, but that cannot present the results are failed to the specification of test standard.
3. For corrected test results are listed in the relevant table of radiated test data of this test report.



Worldwide Testing Services(Taiwan) Co., Ltd.


Registration number: W6M21402-13807-C-1
FCC ID: VYTLP8097



Up Line: Peak Limit Line Down Line: Ave Limit Line

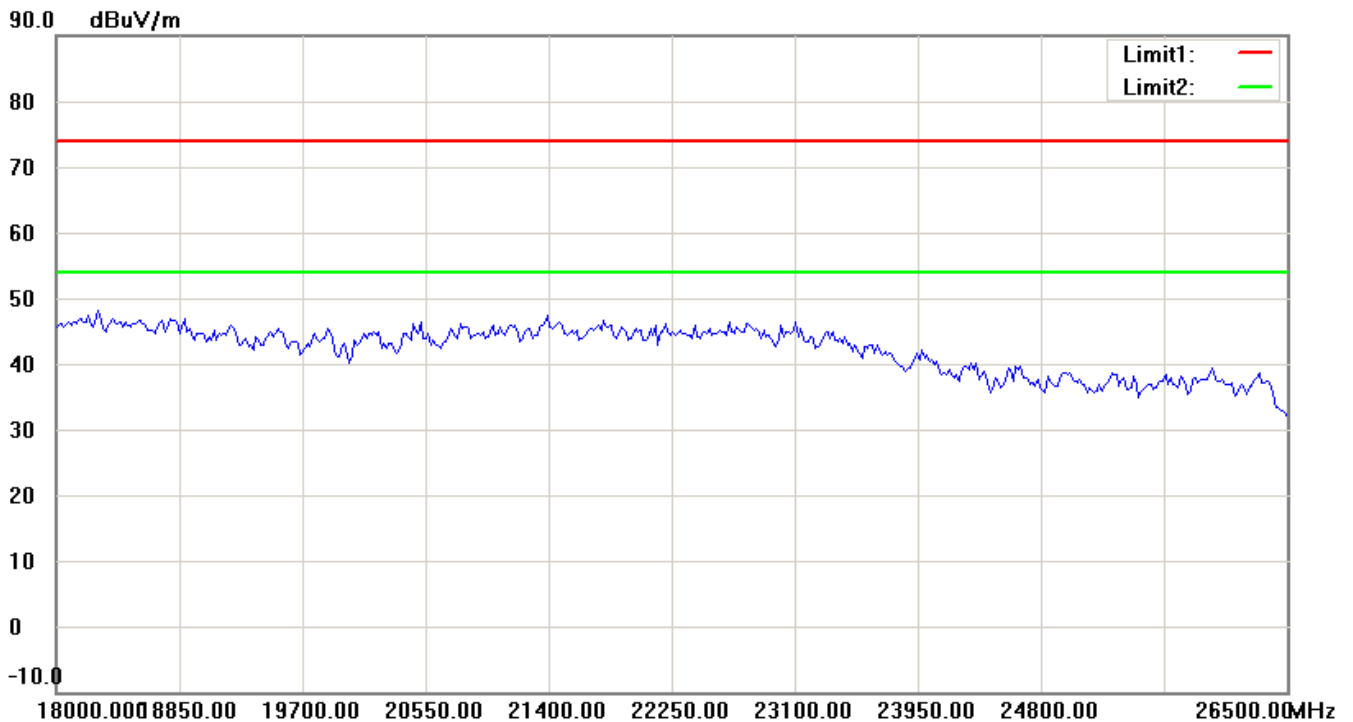
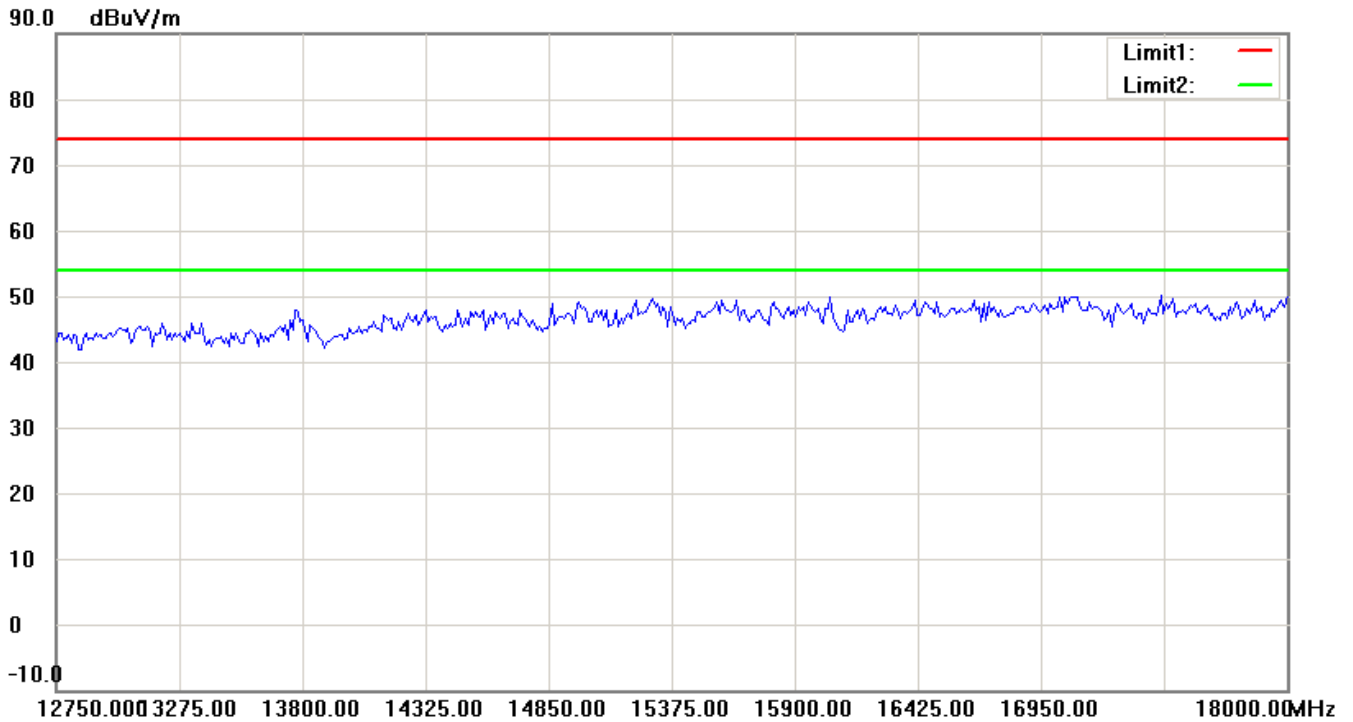
Note:

1. The attached measurement plots are preliminarily pre-scanned with peak detector for determining the final checking frequencies and are for reference only.
2. The some frequencies may exceed the limit line without the specified detectors, but that cannot present the results are failed to the specification of test standard.
3. For corrected test results are listed in the relevant table of radiated test data of this test report.



Worldwide Testing Services(Taiwan) Co., Ltd.

Registration number: W6M21402-13807-C-1
FCC ID: VYTLP8097



Up Line: Peak Limit Line Down Line: Ave Limit Line

Note:

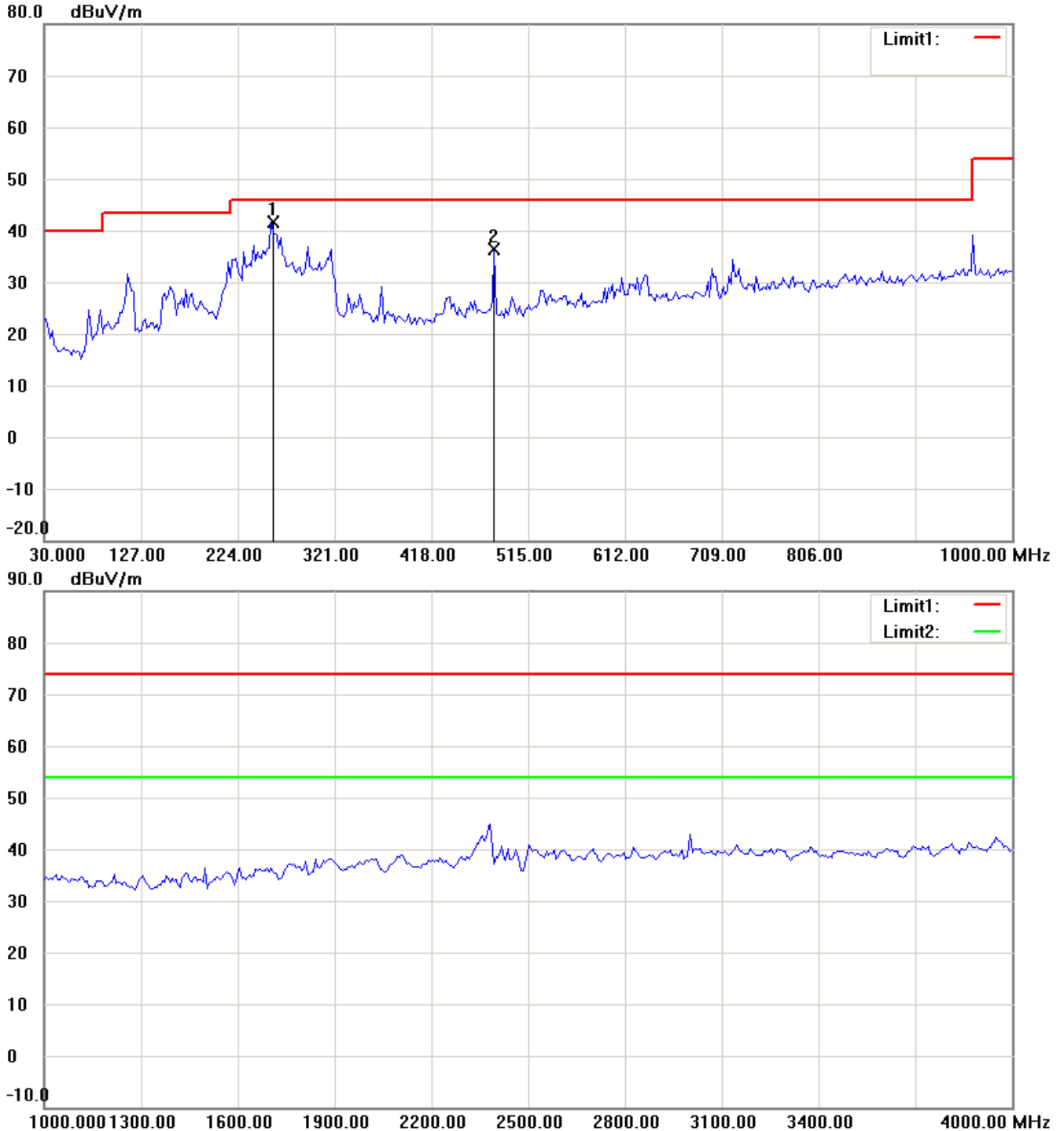
1. The attached measurement plots are preliminarily pre-scanned with peak detector for determining the final checking frequencies and are for reference only.
2. The some frequencies may exceed the limit line without the specified detectors, but that cannot present the results are failed to the specification of test standard.
3. For corrected test results are listed in the relevant table of radiated test data of this test report.



Registration number: W6M21402-13807-C-1
FCC ID: VYTLP8097

802.11n 40MHz 2422MHz

Antenna Polarization H



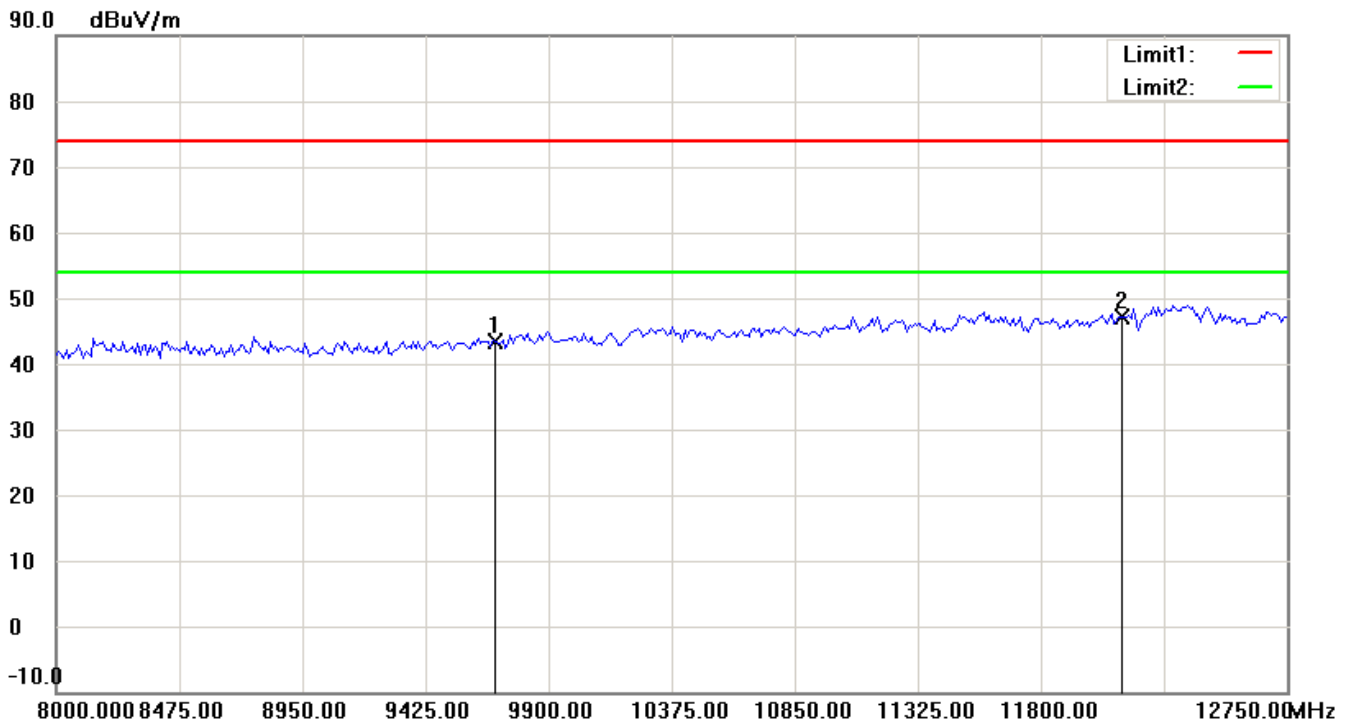
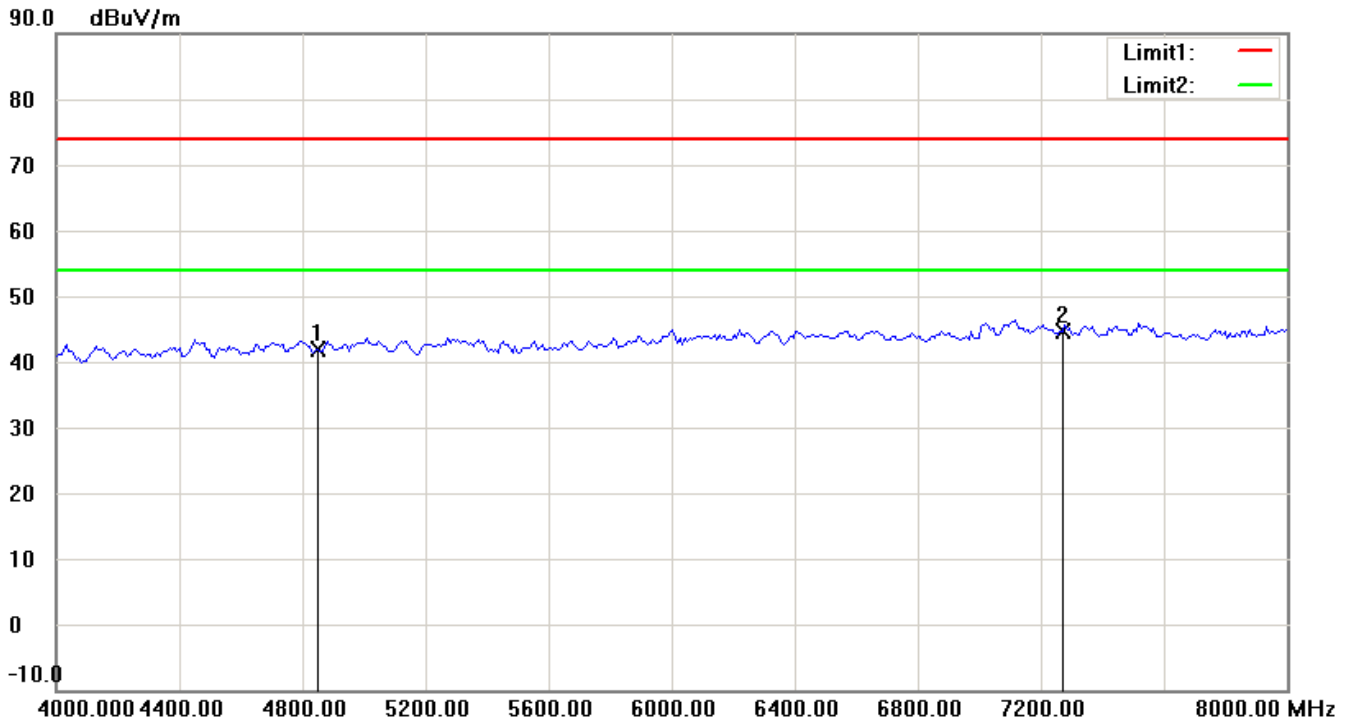
Up Line: Peak Limit Line Down Line: Ave Limit Line

Note:

1. The attached measurement plots are preliminarily pre-scanned with peak detector for determining the final checking frequencies and are for reference only.
2. The some frequencies may exceed the limit line without the specified detectors, but that cannot present the results are failed to the specification of test standard.
3. For corrected test results are listed in the relevant table of radiated test data of this test report.




Registration number: W6M21402-13807-C-1
FCC ID: VYTLP8097



Up Line: Peak Limit Line Down Line: Ave Limit Line

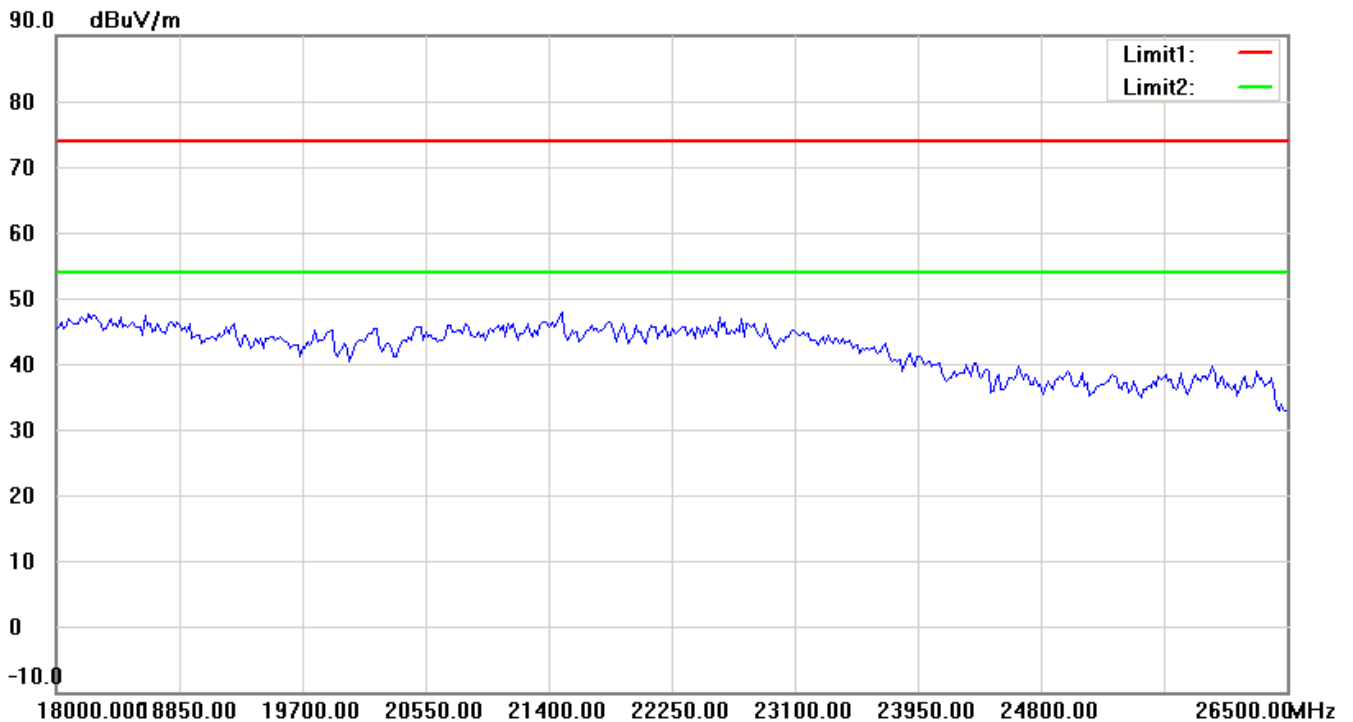
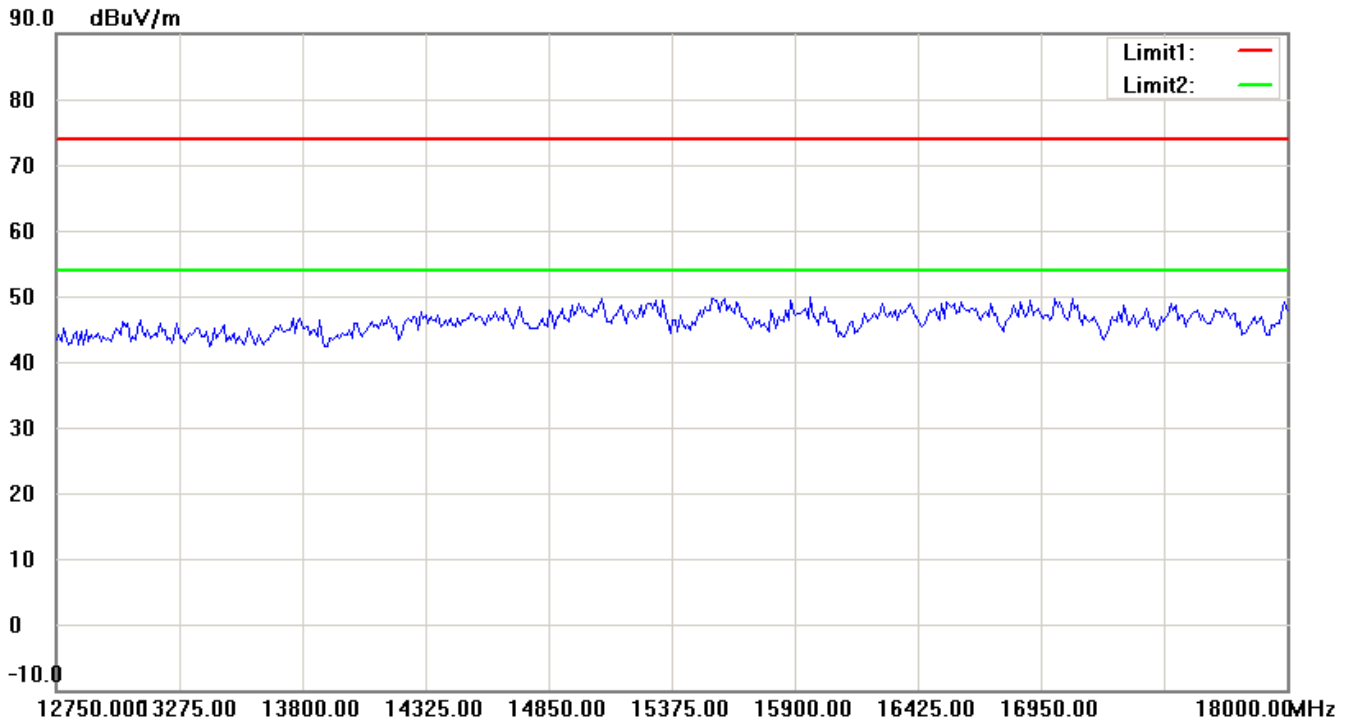
Note:

1. The attached measurement plots are preliminarily pre-scanned with peak detector for determining the final checking frequencies and are for reference only.
2. The some frequencies may exceed the limit line without the specified detectors, but that cannot present the results are failed to the specification of test standard.
3. For corrected test results are listed in the relevant table of radiated test data of this test report.



Worldwide Testing Services(Taiwan) Co., Ltd.

Registration number: W6M21402-13807-C-1
FCC ID: VYTLP8097



Up Line: Peak Limit Line Down Line: Ave Limit Line

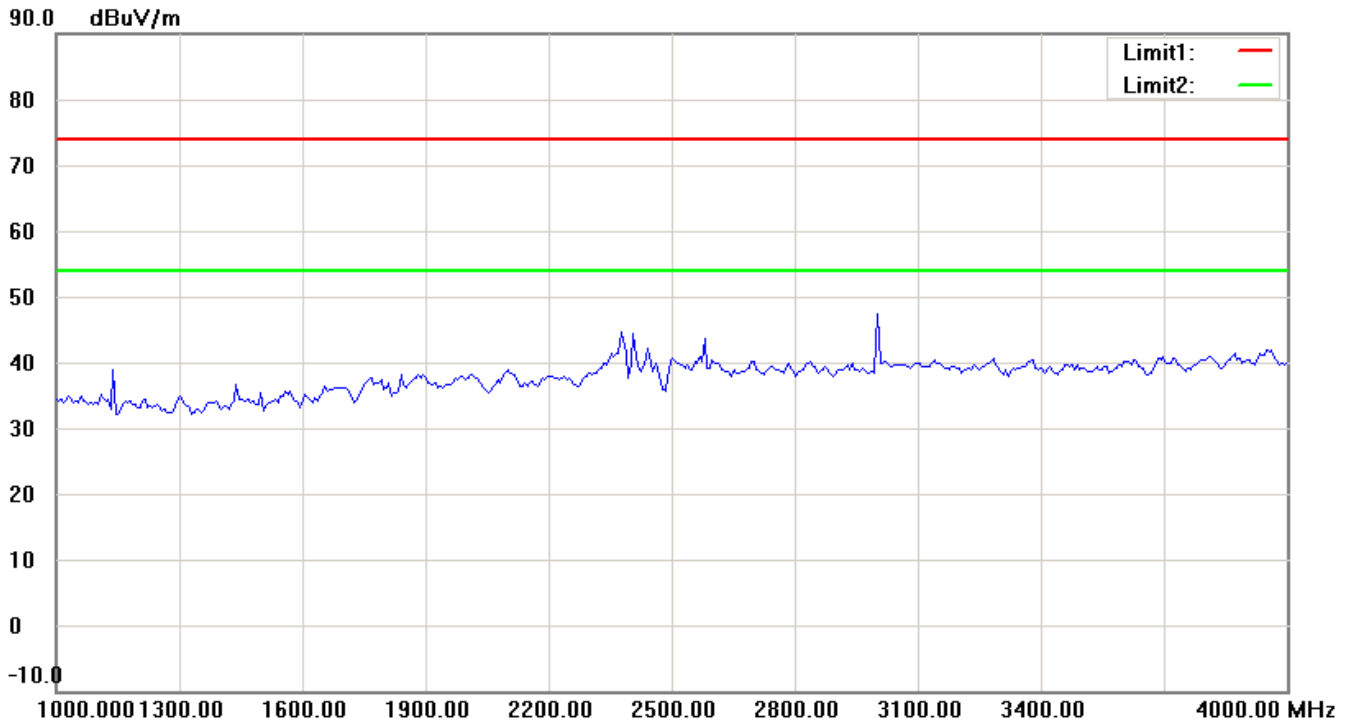
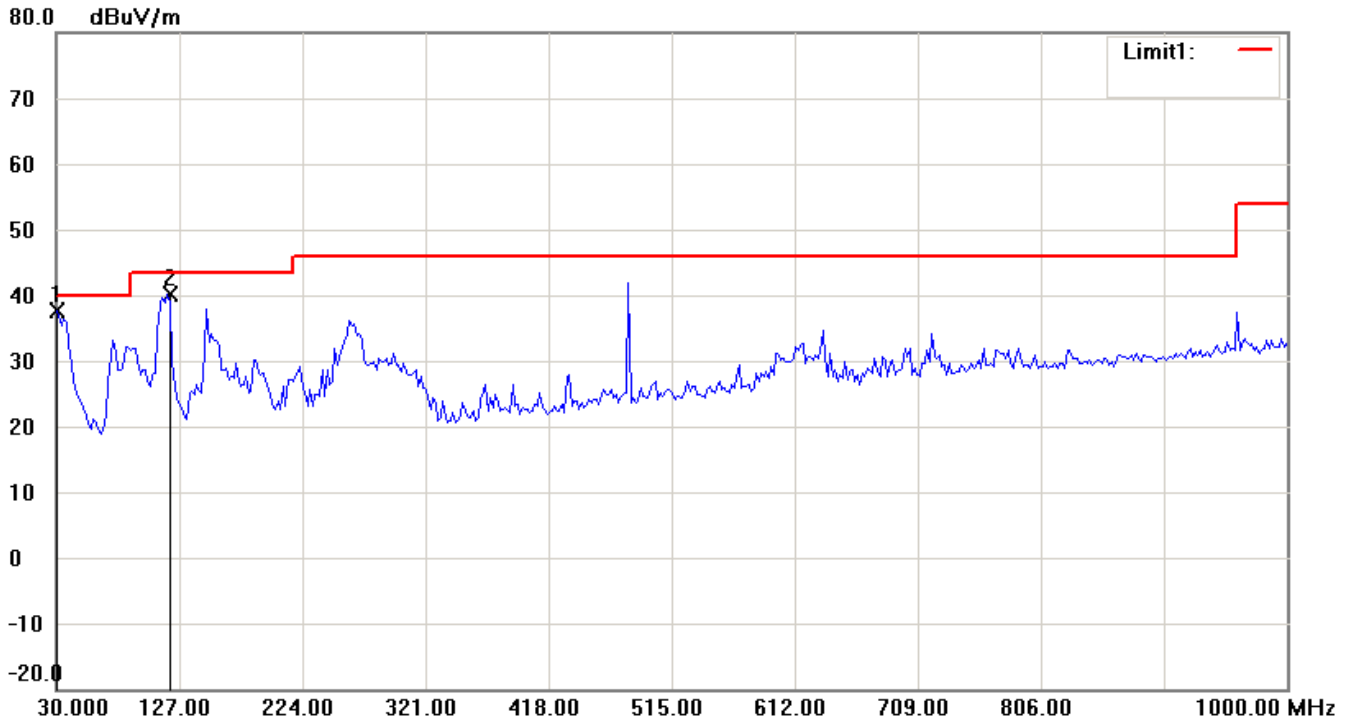
Note:

1. The attached measurement plots are preliminarily pre-scanned with peak detector for determining the final checking frequencies and are for reference only.
2. The some frequencies may exceed the limit line without the specified detectors, but that cannot present the results are failed to the specification of test standard.
3. For corrected test results are listed in the relevant table of radiated test data of this test report.



Registration number: W6M21402-13807-C-1
FCC ID: VYTLP8097

Antenna Polarization V



Up Line: Peak Limit Line Down Line: Ave Limit Line

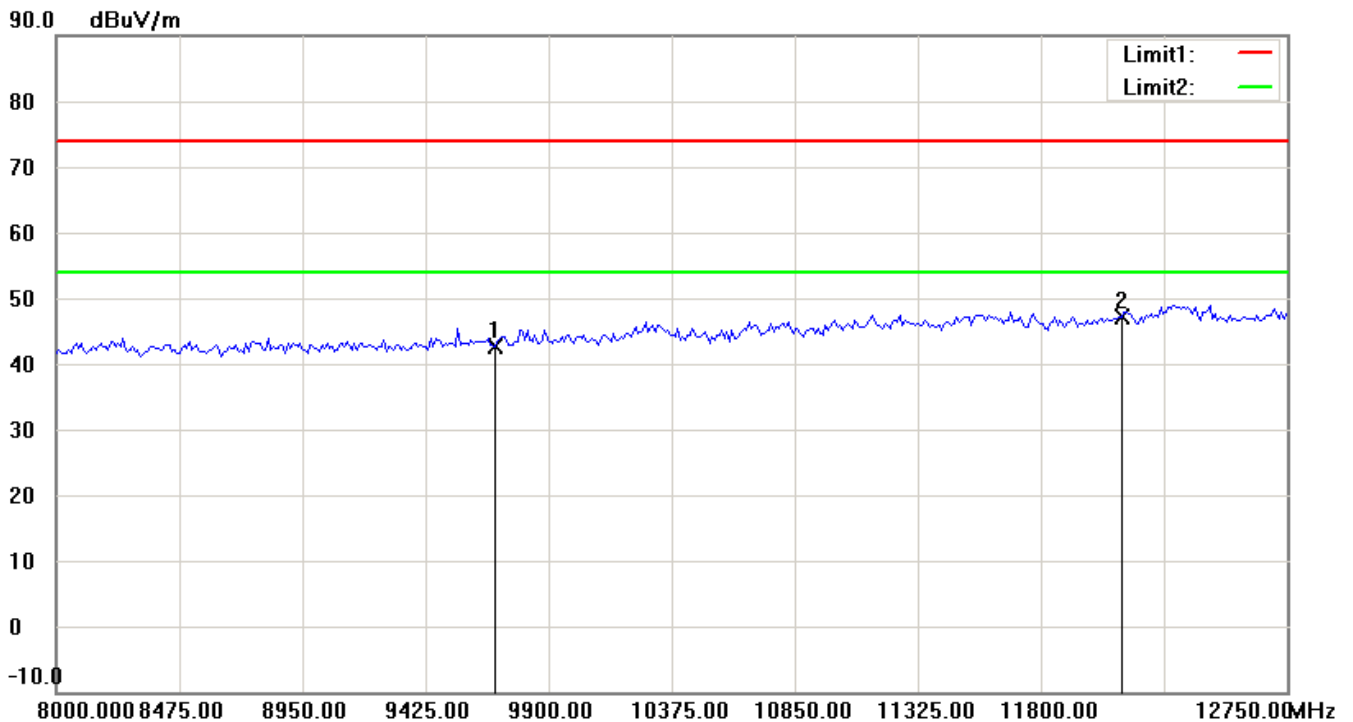
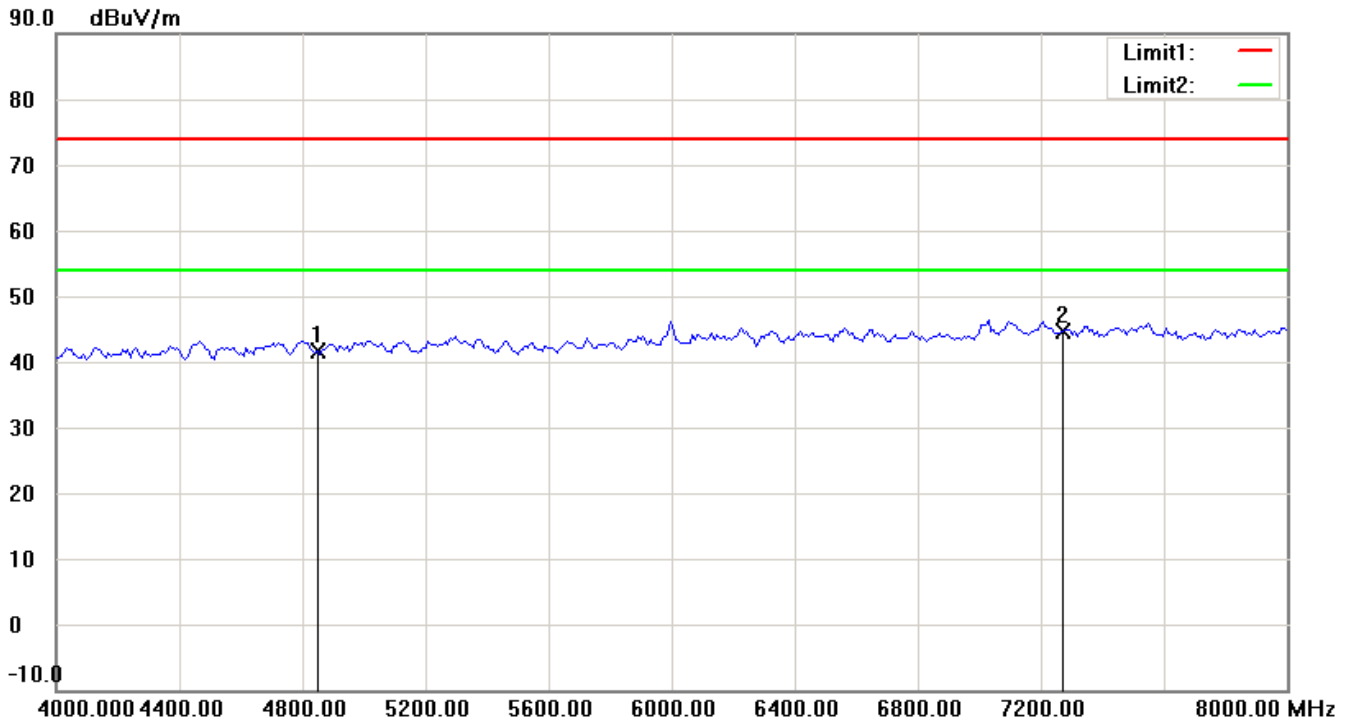
Note:

1. The attached measurement plots are preliminarily pre-scanned with peak detector for determining the final checking frequencies and are for reference only.
2. The some frequencies may exceed the limit line without the specified detectors, but that cannot present the results are failed to the specification of test standard.
3. For corrected test results are listed in the relevant table of radiated test data of this test report.



Worldwide Testing Services(Taiwan) Co., Ltd.


Registration number: W6M21402-13807-C-1
FCC ID: VYTLP8097



Up Line: Peak Limit Line Down Line: Ave Limit Line

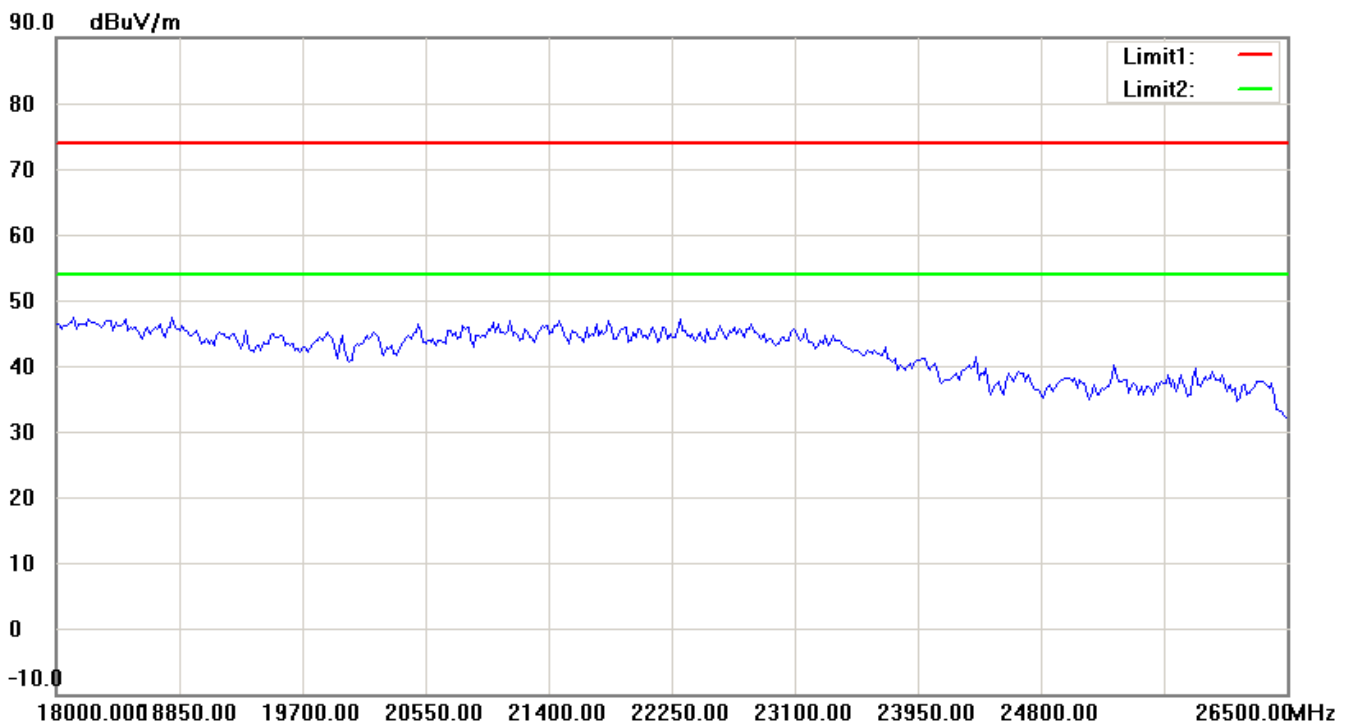
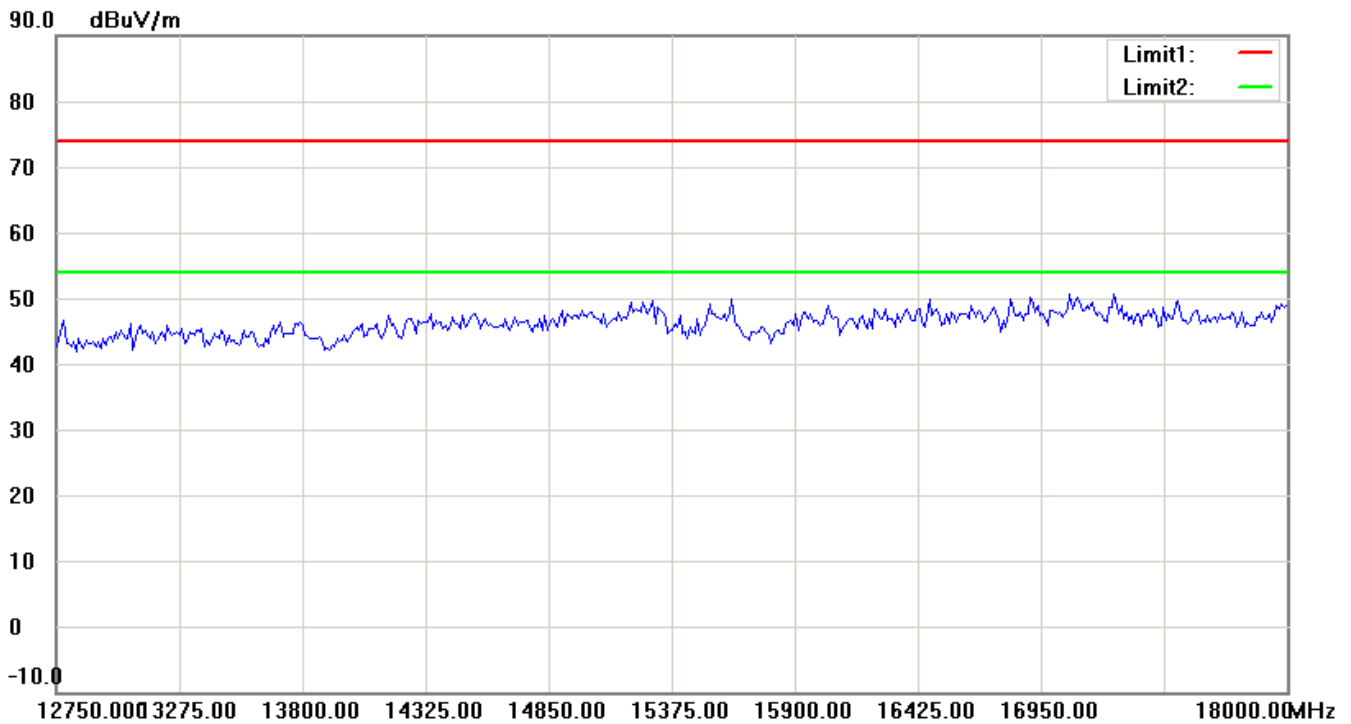
Note:

1. The attached measurement plots are preliminarily pre-scanned with peak detector for determining the final checking frequencies and are for reference only.
2. The some frequencies may exceed the limit line without the specified detectors, but that cannot present the results are failed to the specification of test standard.
3. For corrected test results are listed in the relevant table of radiated test data of this test report.



Worldwide Testing Services(Taiwan) Co., Ltd.

Registration number: W6M21402-13807-C-1
FCC ID: VYTLP8097



Up Line: Peak Limit Line Down Line: Ave Limit Line

Note:

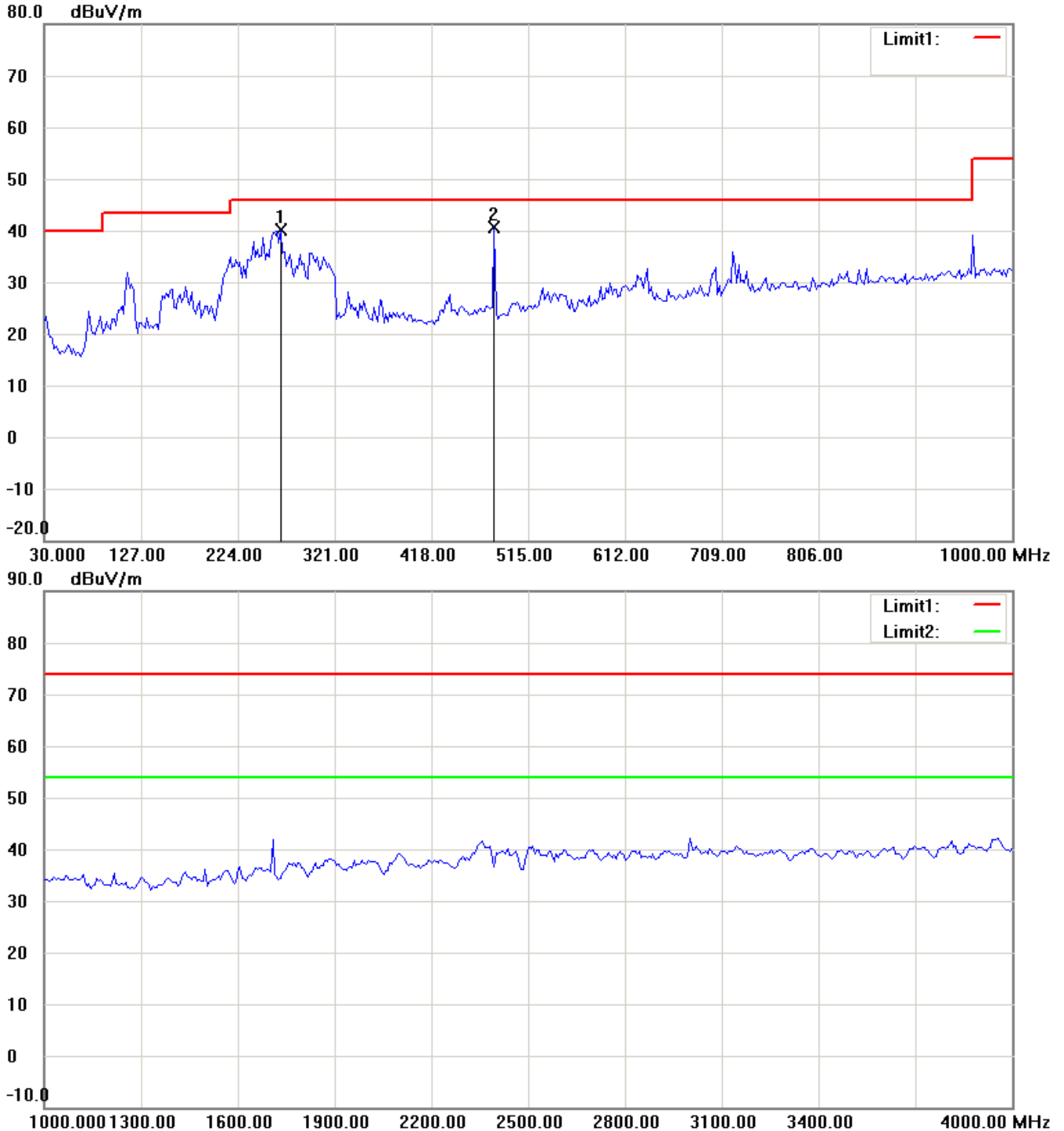
1. The attached measurement plots are preliminarily pre-scanned with peak detector for determining the final checking frequencies and are for reference only.
2. The some frequencies may exceed the limit line without the specified detectors, but that cannot present the results are failed to the specification of test standard.
3. For corrected test results are listed in the relevant table of radiated test data of this test report.



Registration number: W6M21402-13807-C-1
FCC ID: VYTLP8097

802.11n 40MHz 2437MHz

Antenna Polarization H



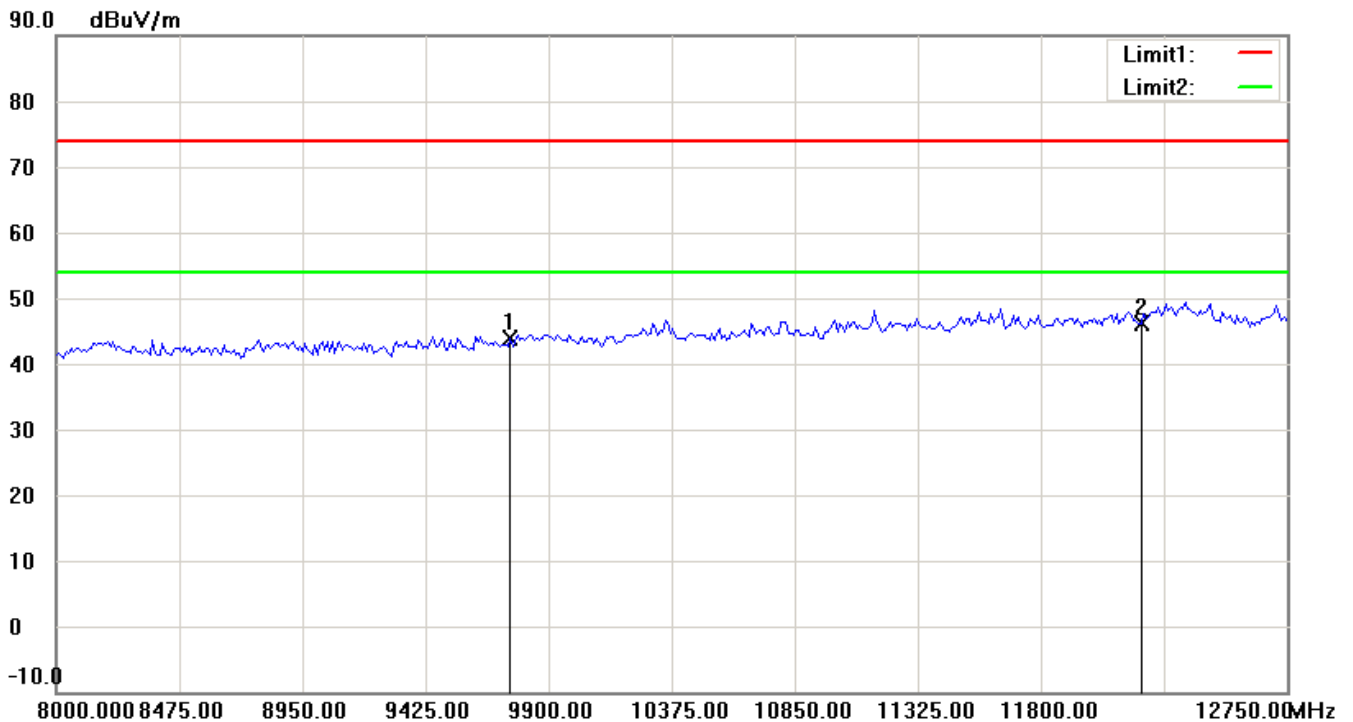
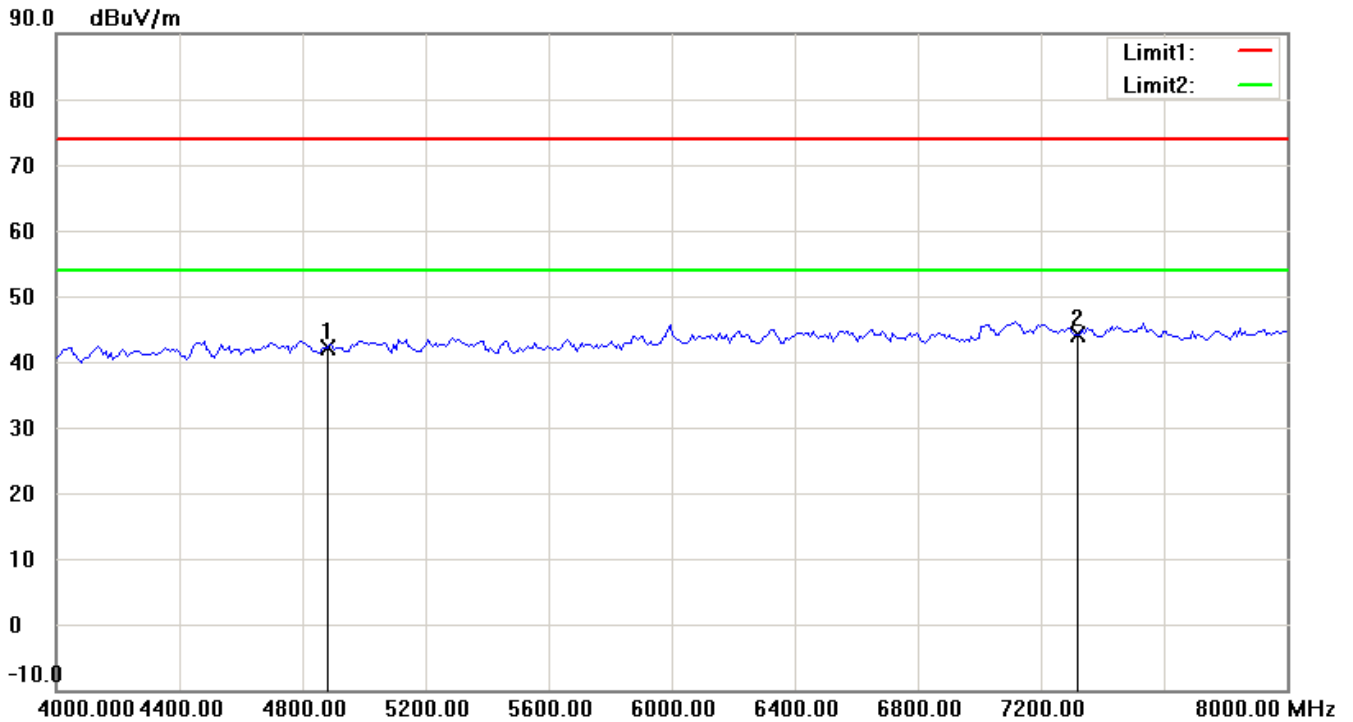
Up Line: Peak Limit Line Down Line: Ave Limit Line

Note:

1. The attached measurement plots are preliminarily pre-scanned with peak detector for determining the final checking frequencies and are for reference only.
2. The some frequencies may exceed the limit line without the specified detectors, but that cannot present the results are failed to the specification of test standard.
3. For corrected test results are listed in the relevant table of radiated test data of this test report.



Registration number: W6M21402-13807-C-1
FCC ID: VYTLP8097



Up Line: Peak Limit Line Down Line: Ave Limit Line

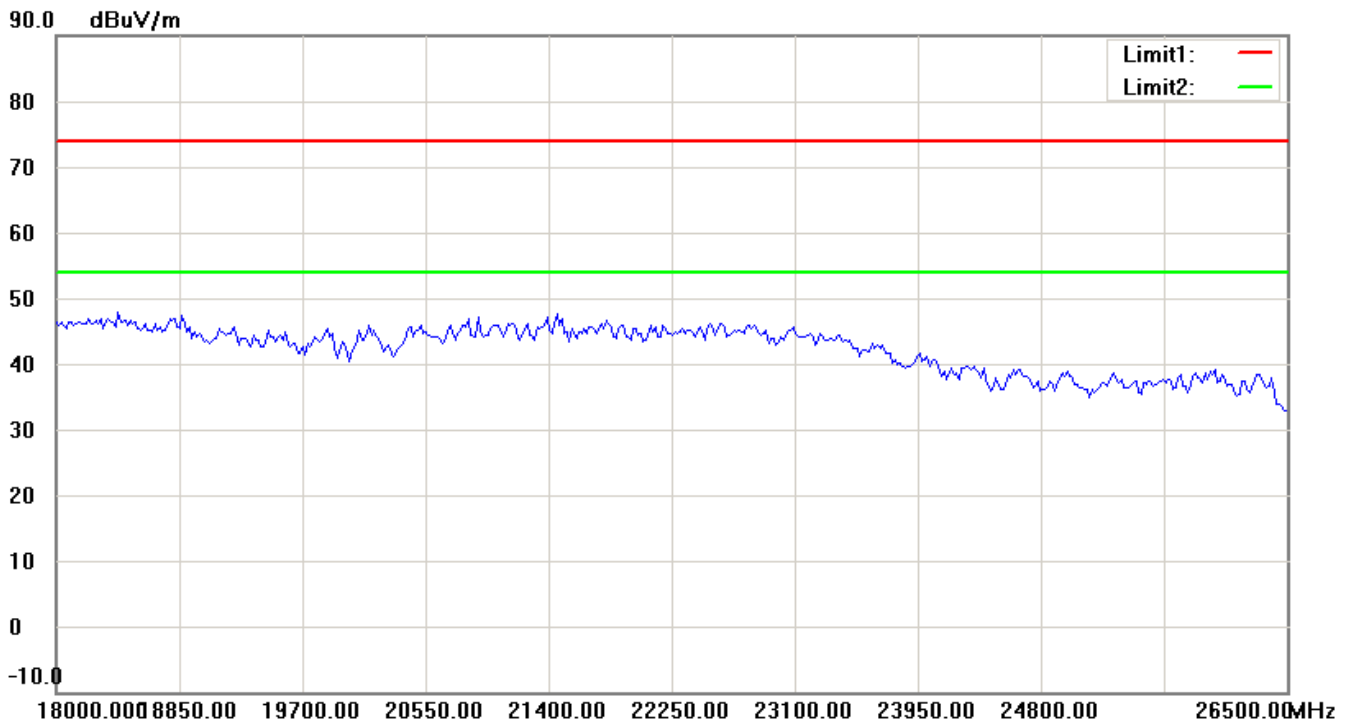
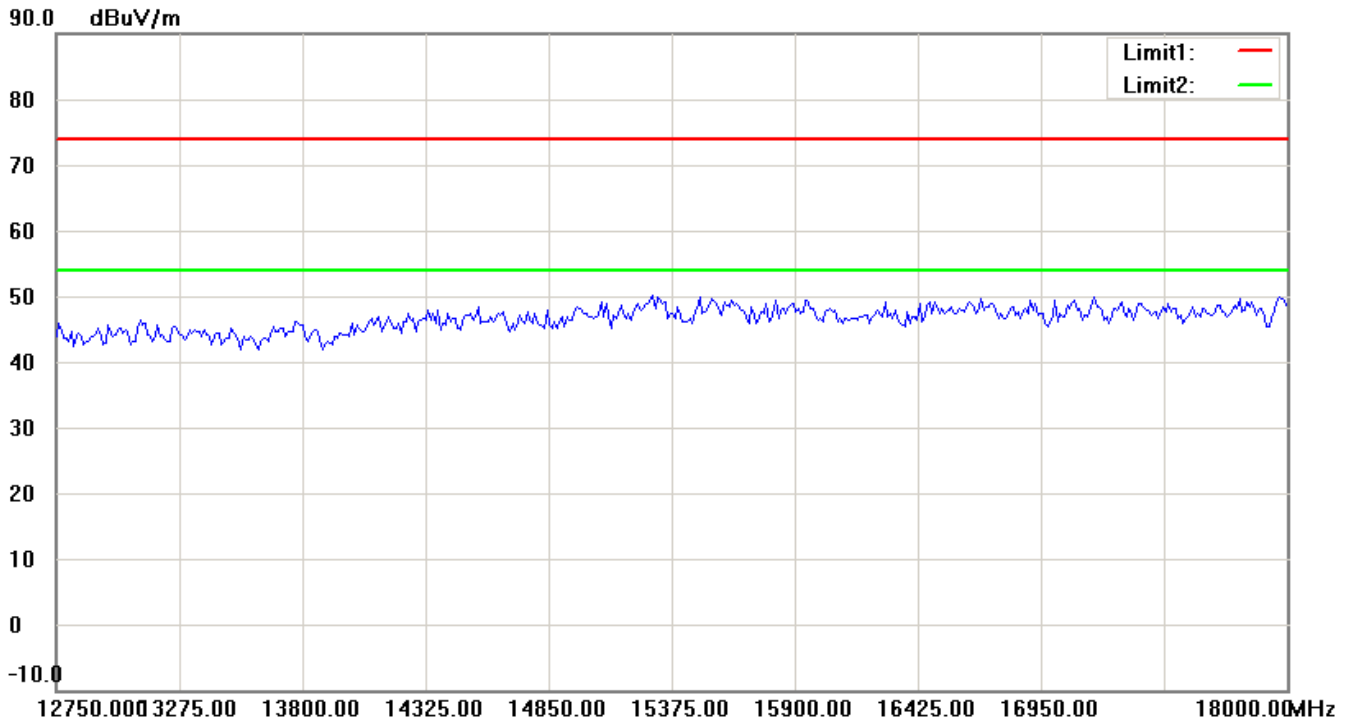
Note:

1. The attached measurement plots are preliminarily pre-scanned with peak detector for determining the final checking frequencies and are for reference only.
2. The some frequencies may exceed the limit line without the specified detectors, but that cannot present the results are failed to the specification of test standard.
3. For corrected test results are listed in the relevant table of radiated test data of this test report.



Worldwide Testing Services(Taiwan) Co., Ltd.


Registration number: W6M21402-13807-C-1
FCC ID: VYTLP8097



Up Line: Peak Limit Line Down Line: Ave Limit Line

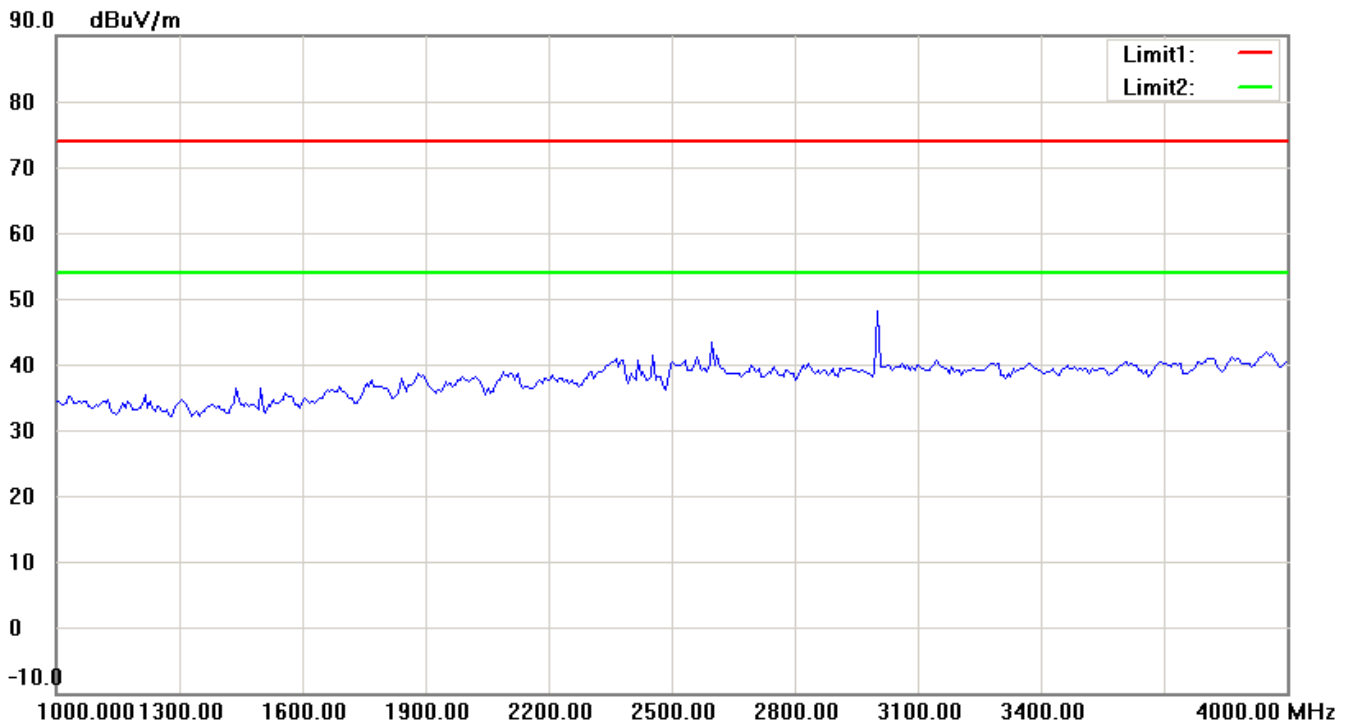
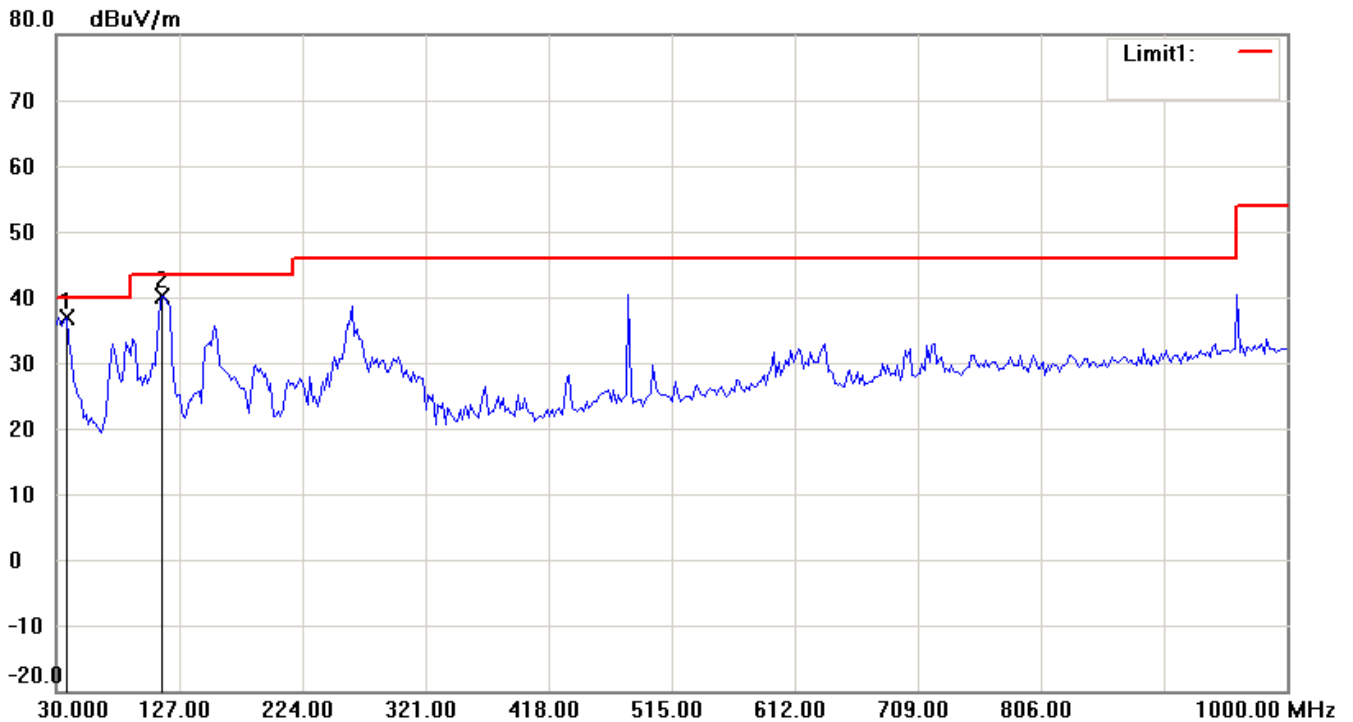
Note:

1. The attached measurement plots are preliminarily pre-scanned with peak detector for determining the final checking frequencies and are for reference only.
2. The some frequencies may exceed the limit line without the specified detectors, but that cannot present the results are failed to the specification of test standard.
3. For corrected test results are listed in the relevant table of radiated test data of this test report.



Registration number: W6M21402-13807-C-1
FCC ID: VYTLP8097

Antenna Polarization V



Up Line: Peak Limit Line Down Line: Ave Limit Line

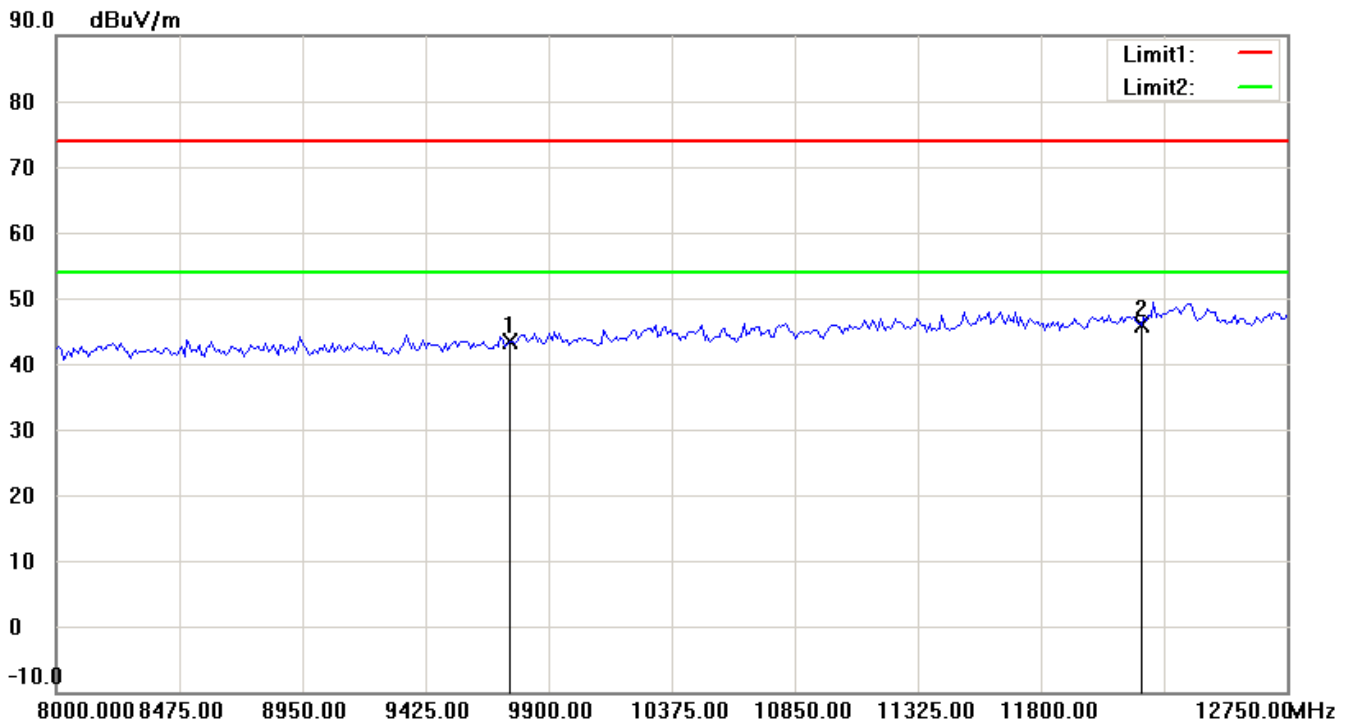
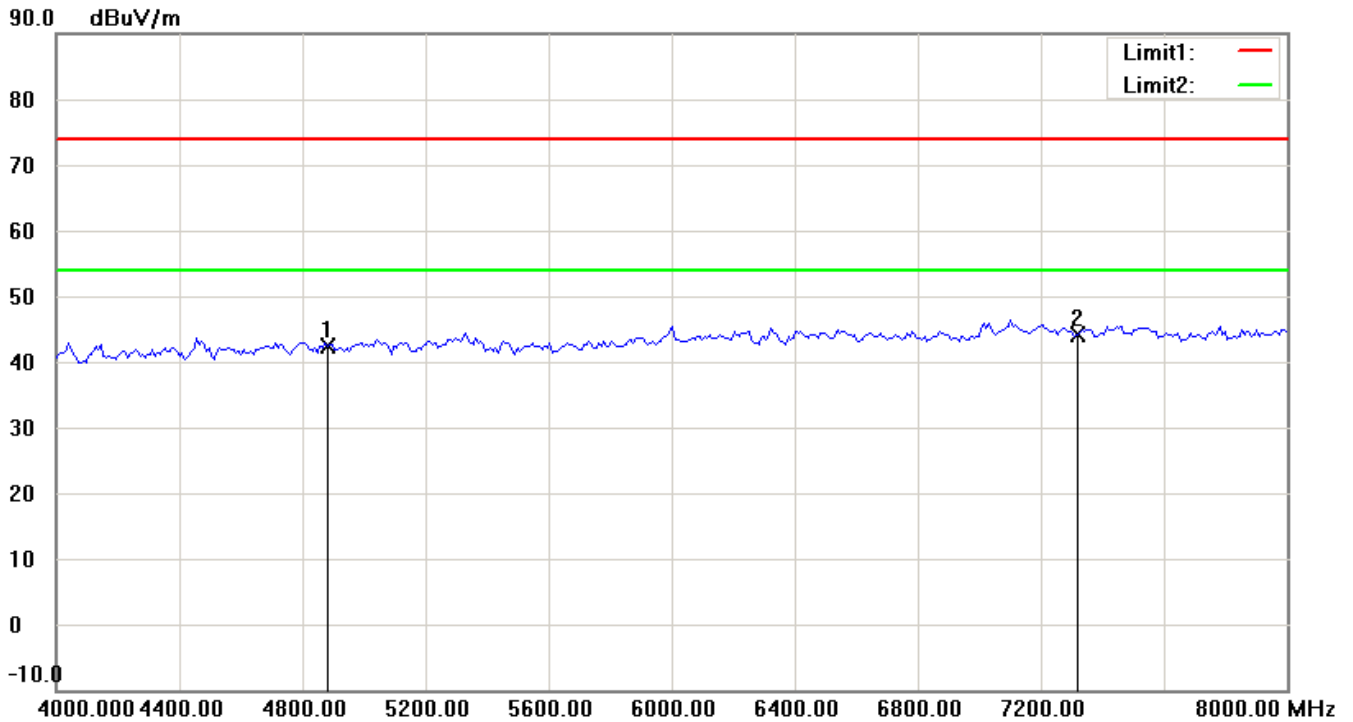
Note:

1. The attached measurement plots are preliminarily pre-scanned with peak detector for determining the final checking frequencies and are for reference only.
2. The some frequencies may exceed the limit line without the specified detectors, but that cannot present the results are failed to the specification of test standard.
3. For corrected test results are listed in the relevant table of radiated test data of this test report.



Worldwide Testing Services(Taiwan) Co., Ltd.

Registration number: W6M21402-13807-C-1
FCC ID: VYTLP8097



Up Line: Peak Limit Line Down Line: Ave Limit Line

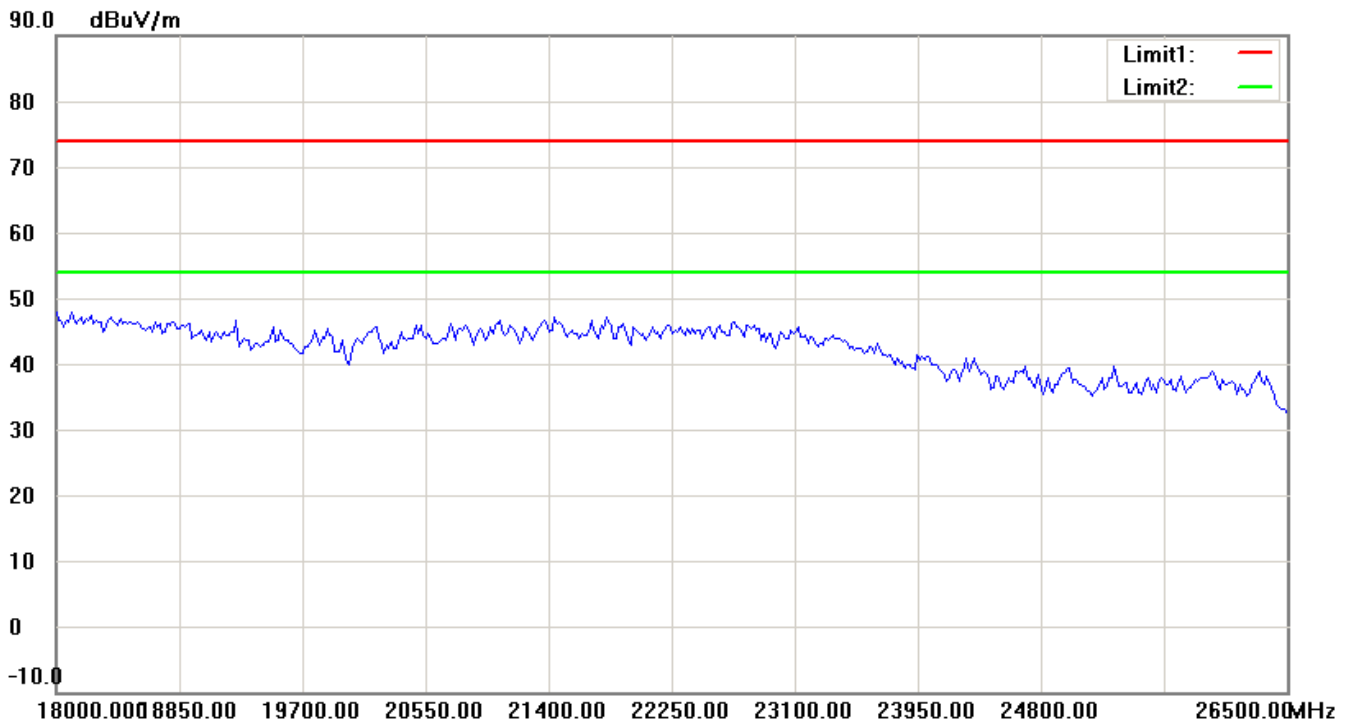
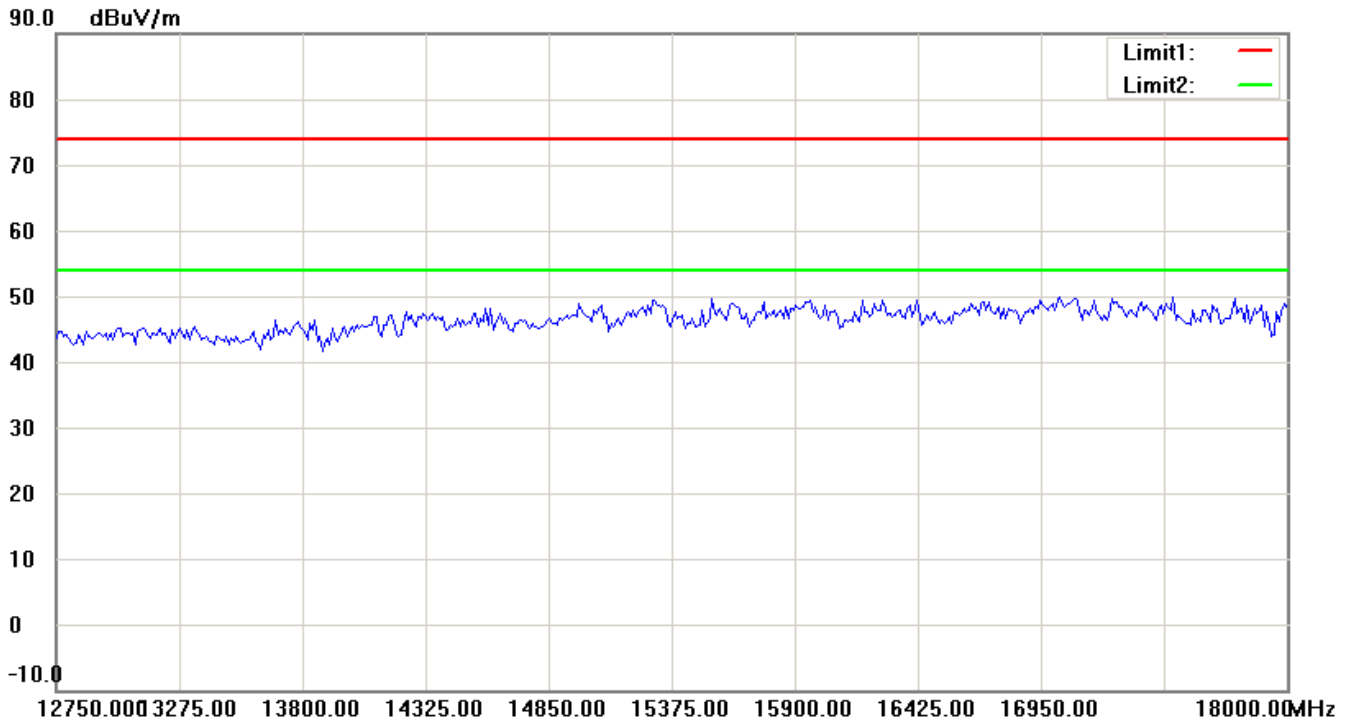
Note:

1. The attached measurement plots are preliminarily pre-scanned with peak detector for determining the final checking frequencies and are for reference only.
2. The some frequencies may exceed the limit line without the specified detectors, but that cannot present the results are failed to the specification of test standard.
3. For corrected test results are listed in the relevant table of radiated test data of this test report.



Worldwide Testing Services(Taiwan) Co., Ltd.

Registration number: W6M21402-13807-C-1
FCC ID: VYTLP8097



Up Line: Peak Limit Line Down Line: Ave Limit Line

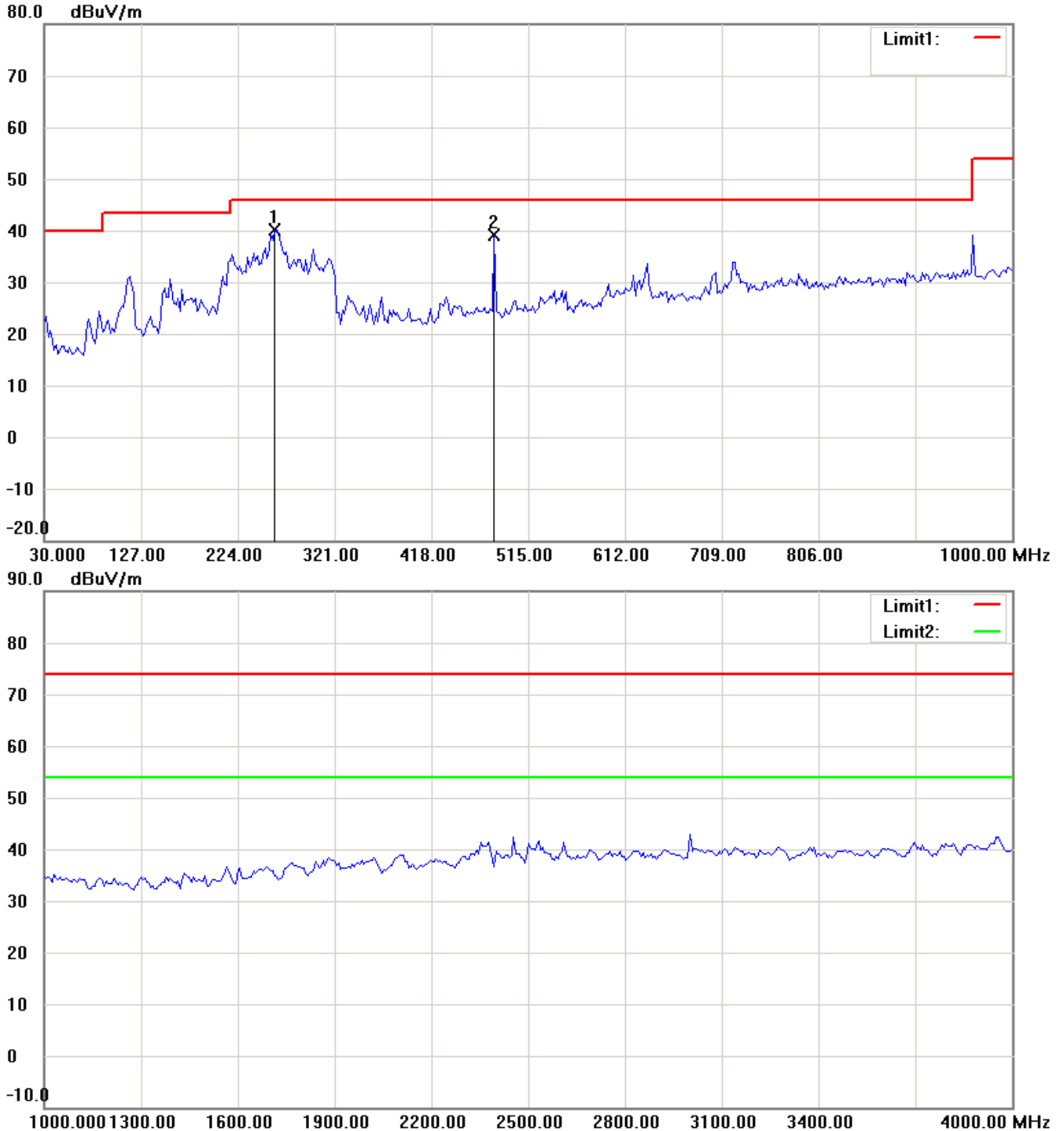
Note:

1. The attached measurement plots are preliminarily pre-scanned with peak detector for determining the final checking frequencies and are for reference only.
2. The some frequencies may exceed the limit line without the specified detectors, but that cannot present the results are failed to the specification of test standard.
3. For corrected test results are listed in the relevant table of radiated test data of this test report.



Registration number: W6M21402-13807-C-1
FCC ID: VYTLP8097

802.11n 40MHz 2452MHz
Antenna Polarization H



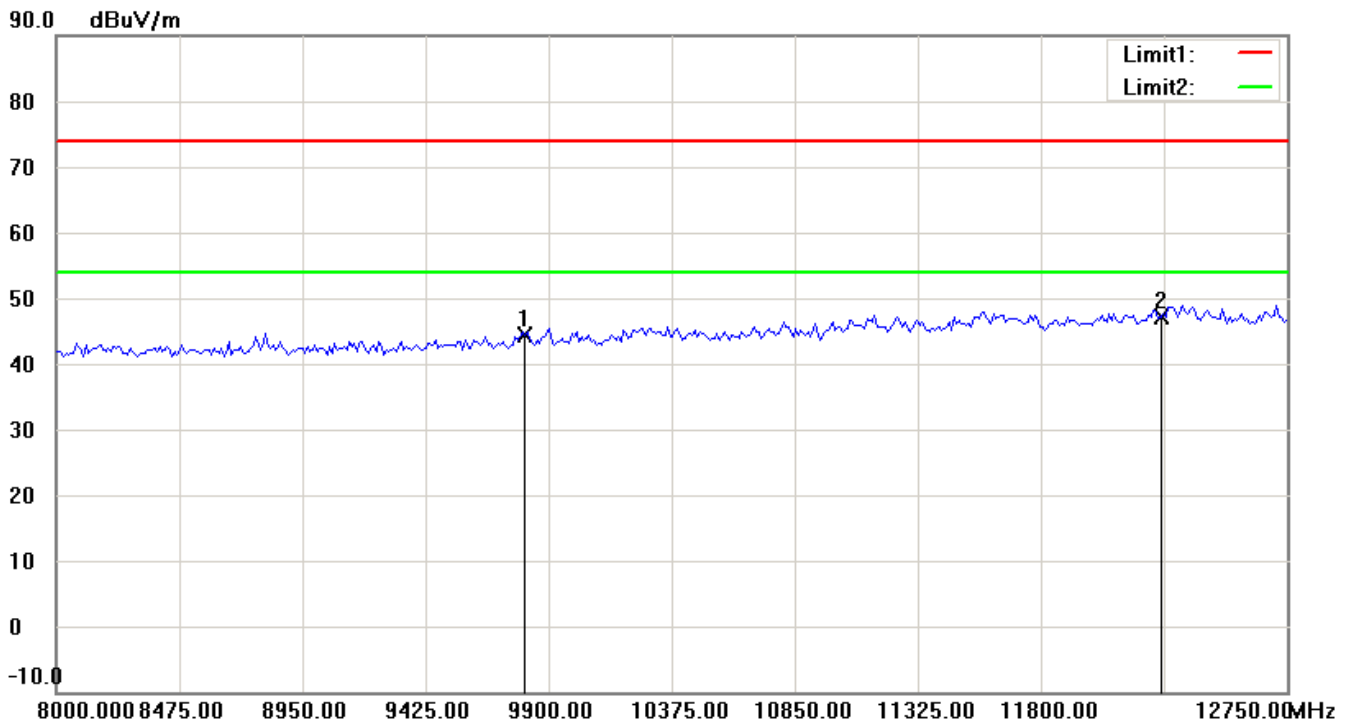
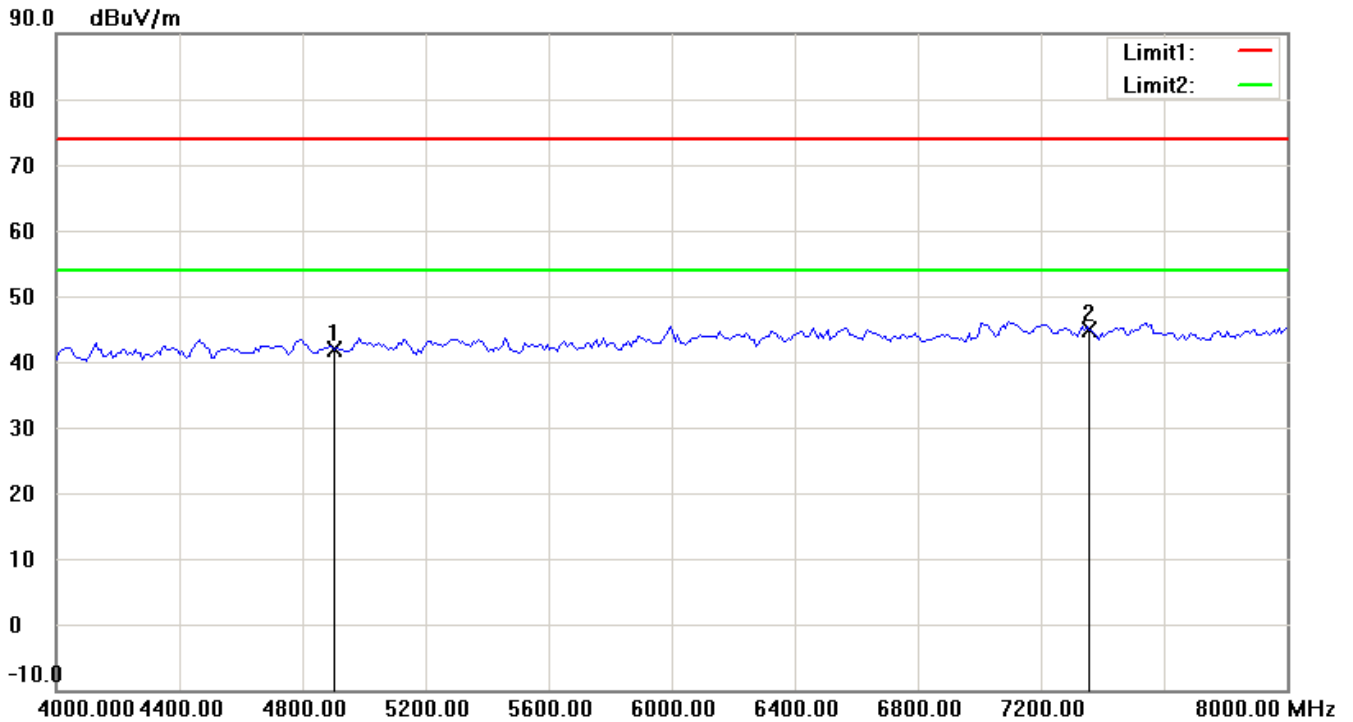
Up Line: Peak Limit Line Down Line: Ave Limit Line

Note:

1. The attached measurement plots are preliminarily pre-scanned with peak detector for determining the final checking frequencies and are for reference only.
2. The some frequencies may exceed the limit line without the specified detectors, but that cannot present the results are failed to the specification of test standard.
3. For corrected test results are listed in the relevant table of radiated test data of this test report.




Registration number: W6M21402-13807-C-1
FCC ID: VYTLP8097



Up Line: Peak Limit Line Down Line: Ave Limit Line

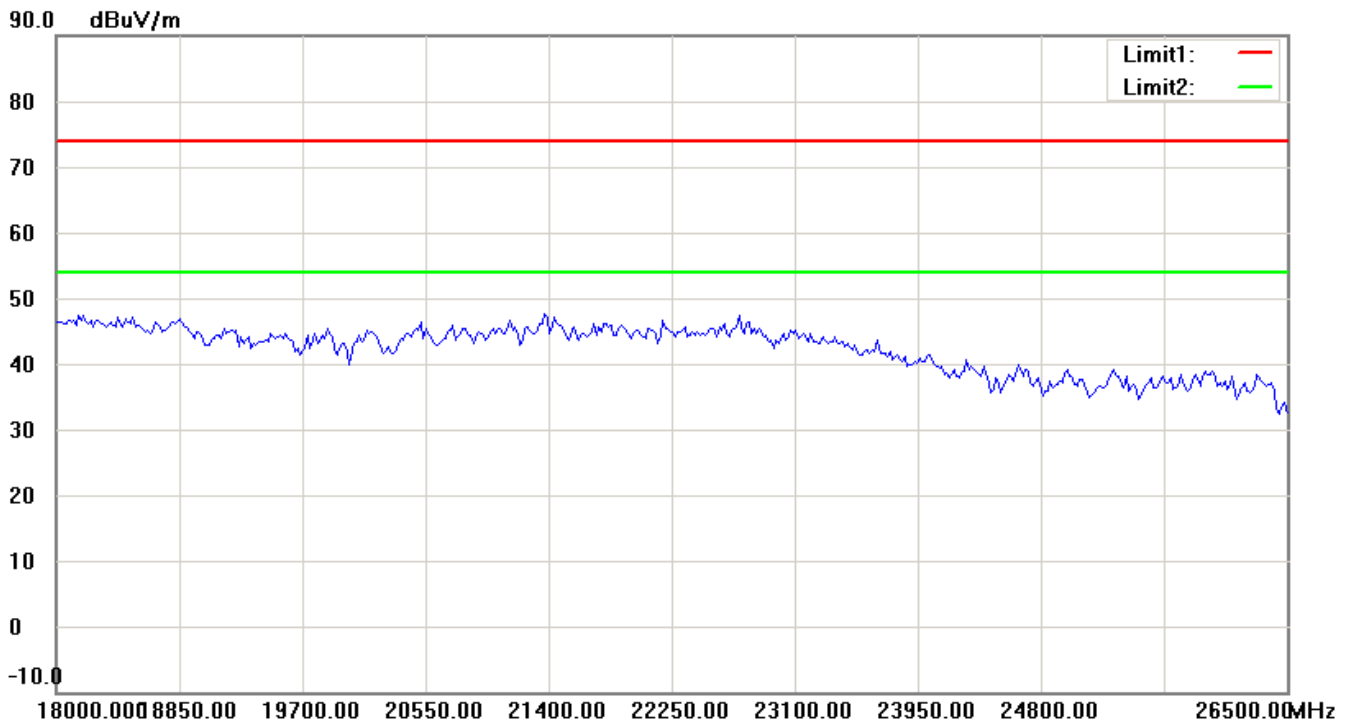
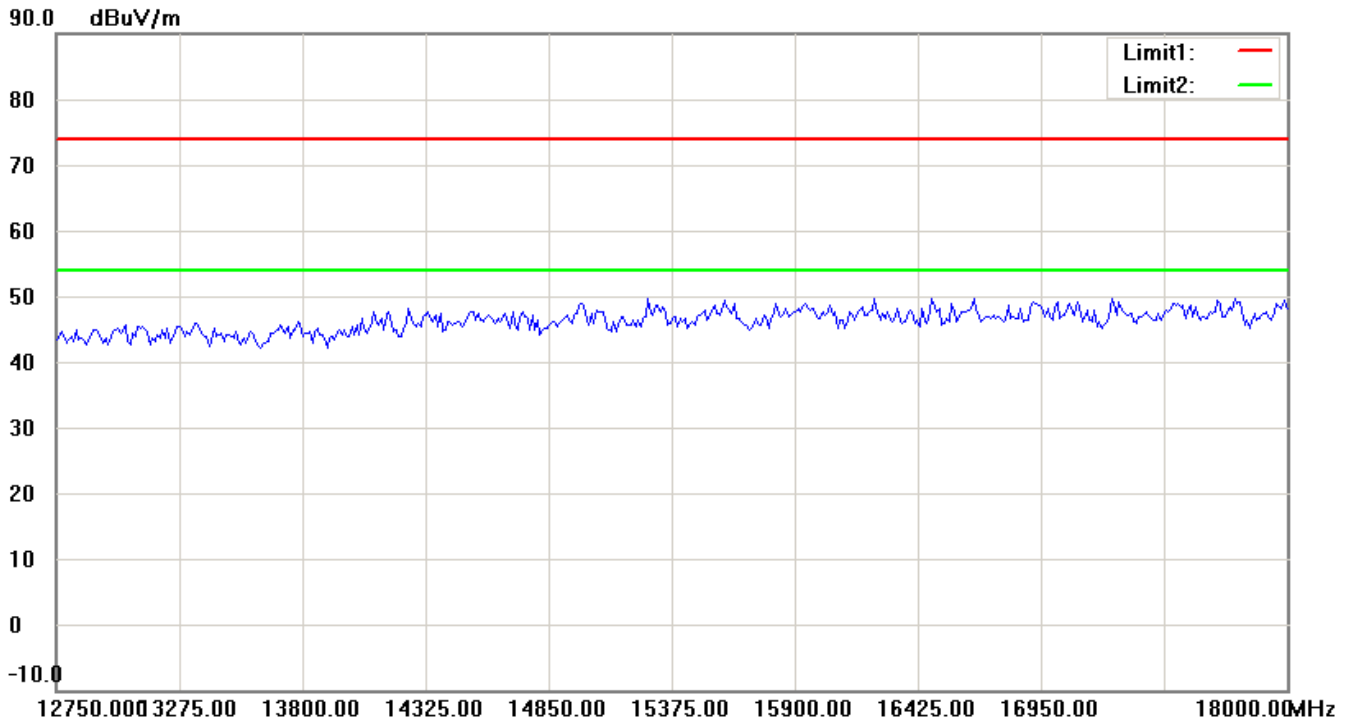
Note:

1. The attached measurement plots are preliminarily pre-scanned with peak detector for determining the final checking frequencies and are for reference only.
2. The some frequencies may exceed the limit line without the specified detectors, but that cannot present the results are failed to the specification of test standard.
3. For corrected test results are listed in the relevant table of radiated test data of this test report.



Worldwide Testing Services(Taiwan) Co., Ltd.

Registration number: W6M21402-13807-C-1
FCC ID: VYTLP8097



Up Line: Peak Limit Line Down Line: Ave Limit Line

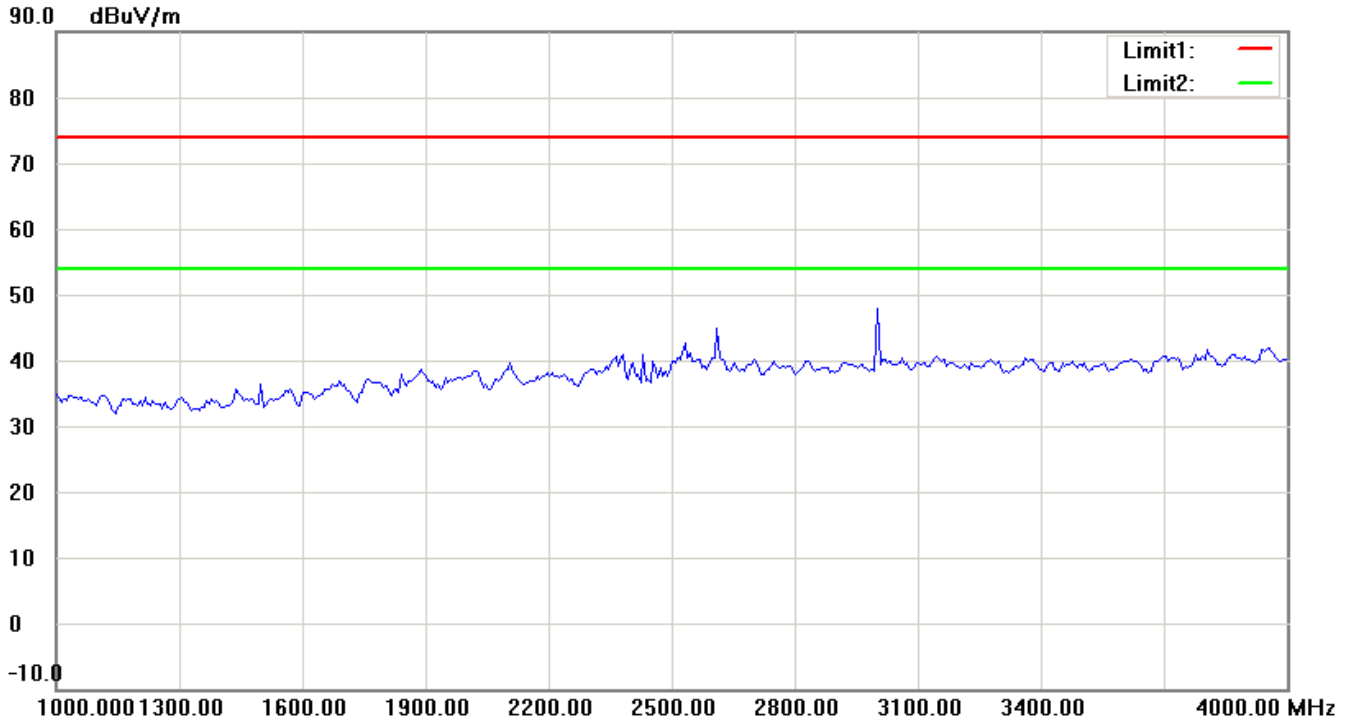
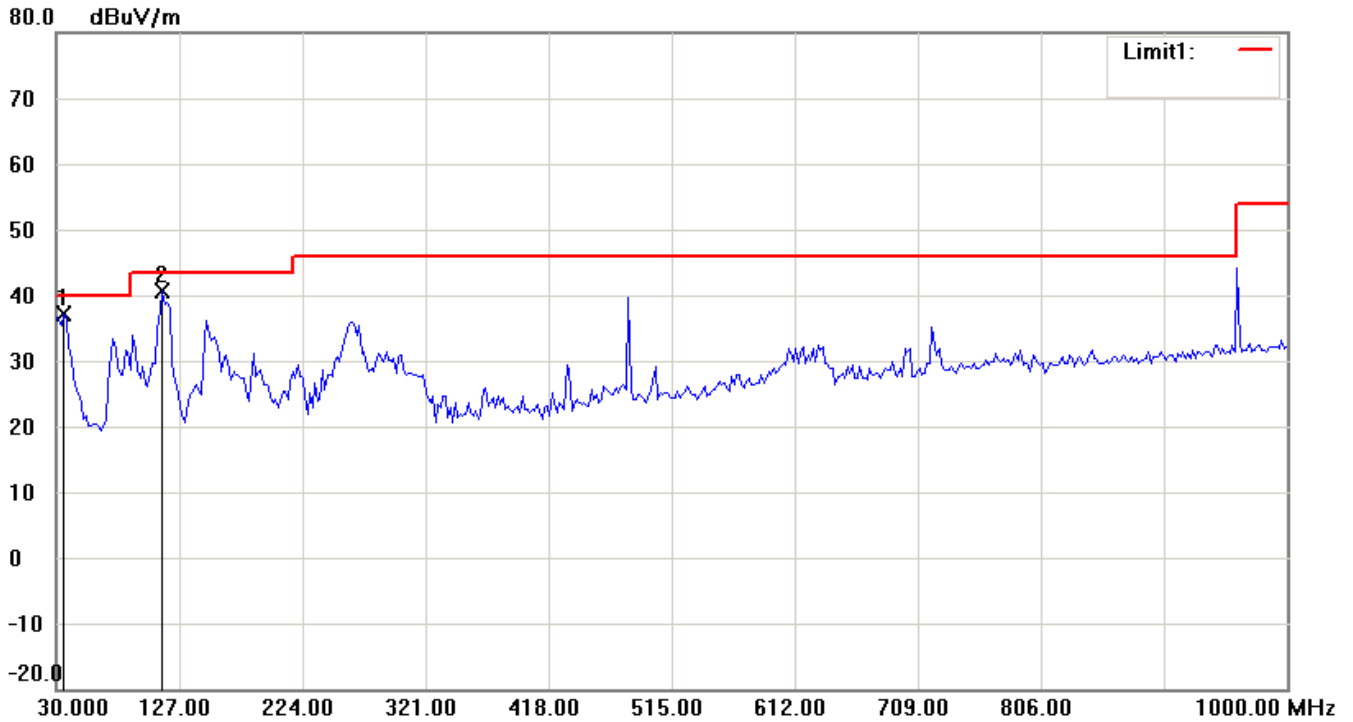
Note:

1. The attached measurement plots are preliminarily pre-scanned with peak detector for determining the final checking frequencies and are for reference only.
2. The some frequencies may exceed the limit line without the specified detectors, but that cannot present the results are failed to the specification of test standard.
3. For corrected test results are listed in the relevant table of radiated test data of this test report.



Registration number: W6M21402-13807-C-1
FCC ID: VYTLP8097

Antenna Polarization V



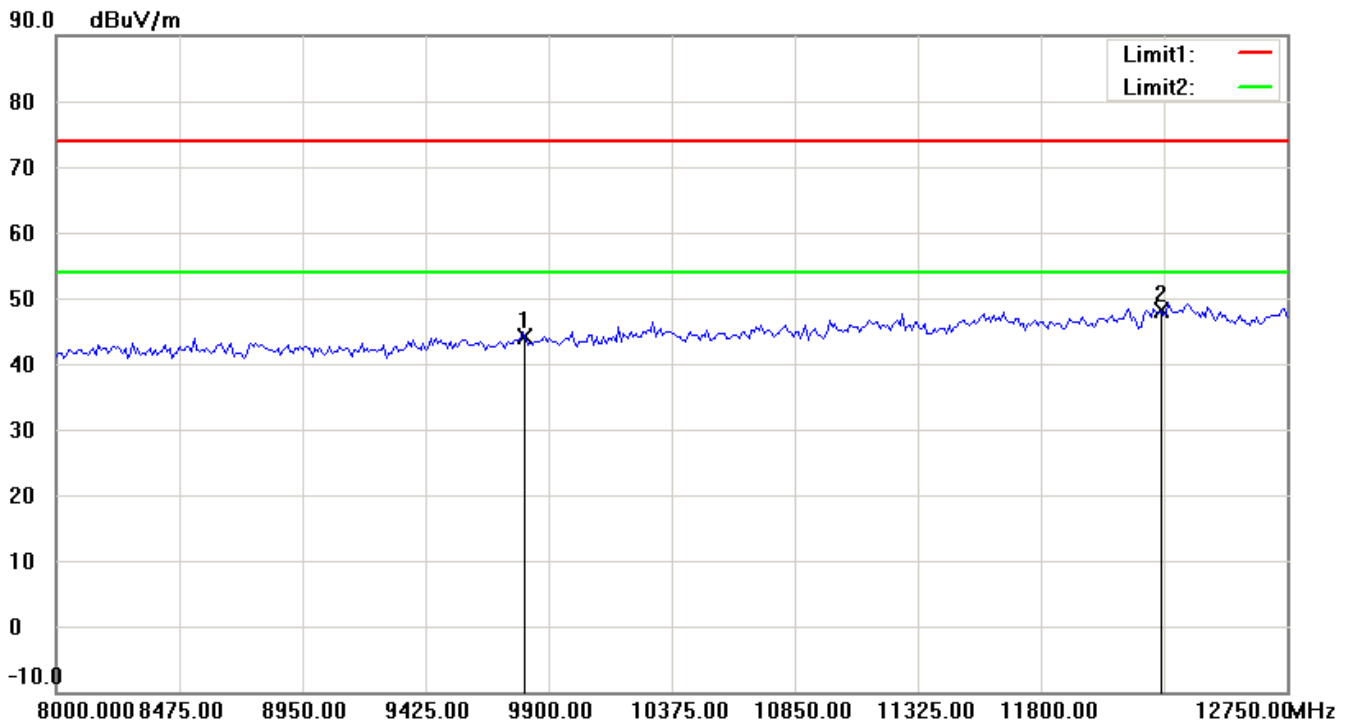
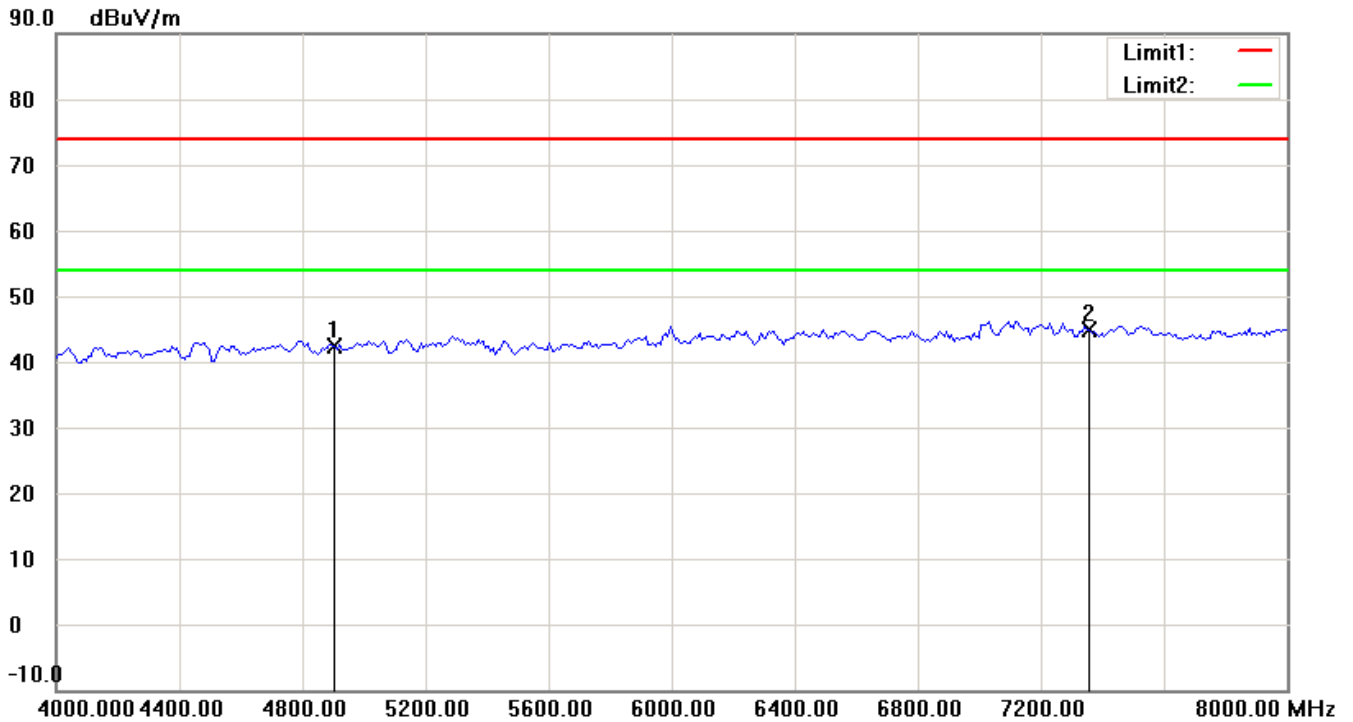
Up Line: Peak Limit Line Down Line: Ave Limit Line

Note:

1. The attached measurement plots are preliminarily pre-scanned with peak detector for determining the final checking frequencies and are for reference only.
2. The some frequencies may exceed the limit line without the specified detectors, but that cannot present the results are failed to the specification of test standard.
3. For corrected test results are listed in the relevant table of radiated test data of this test report.




Registration number: W6M21402-13807-C-1
FCC ID: VYTLP8097



Up Line: Peak Limit Line Down Line: Ave Limit Line

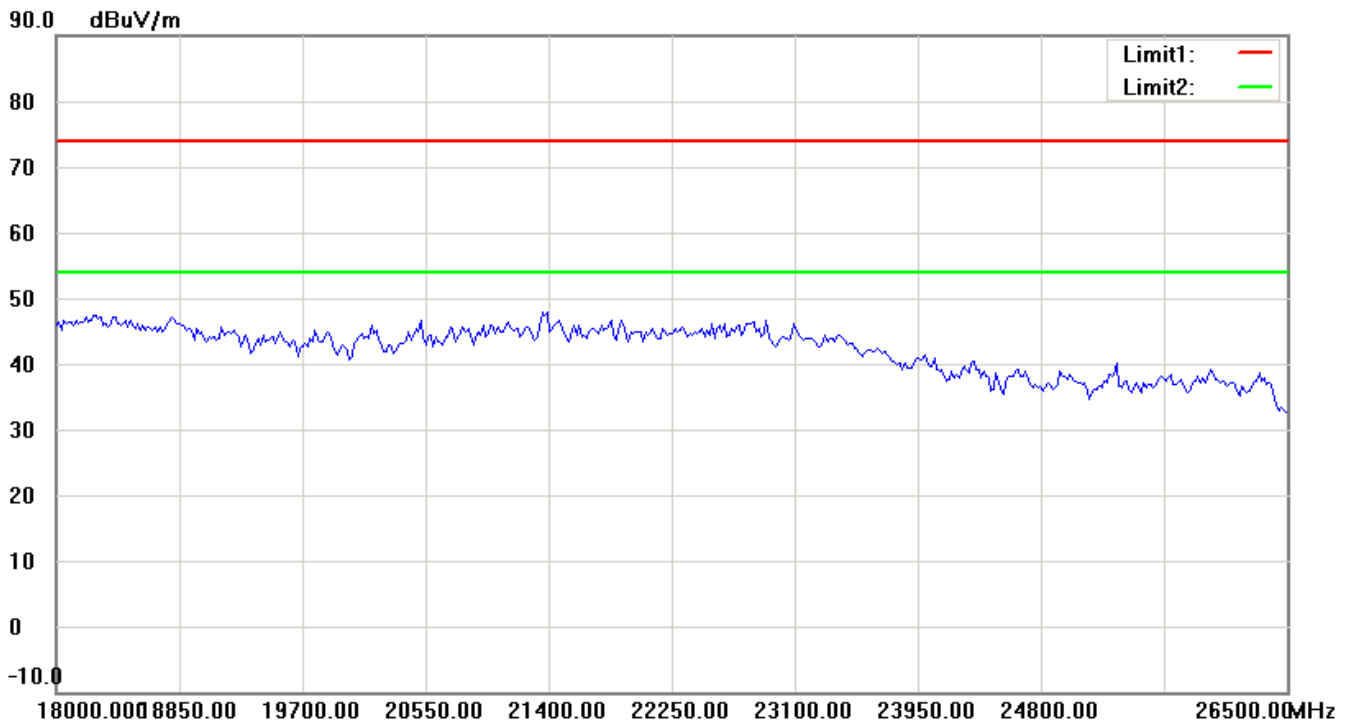
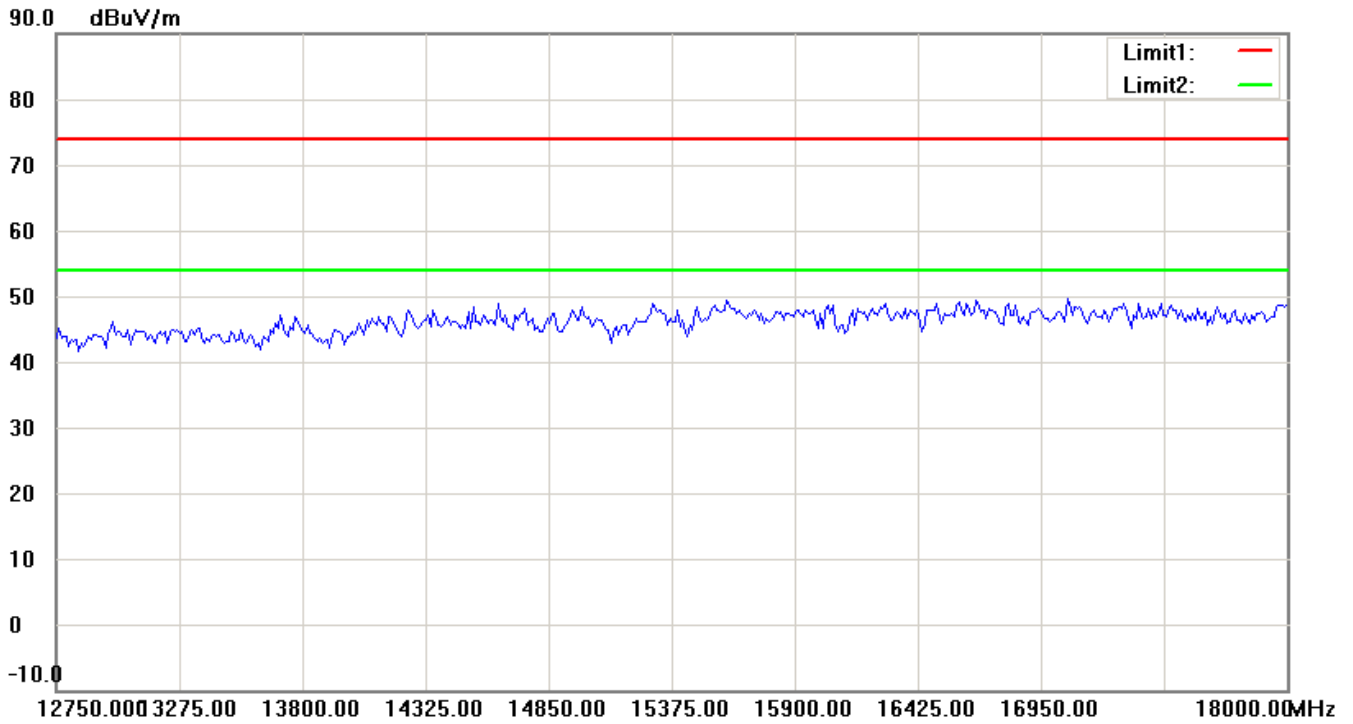
Note:

1. The attached measurement plots are preliminarily pre-scanned with peak detector for determining the final checking frequencies and are for reference only.
2. The some frequencies may exceed the limit line without the specified detectors, but that cannot present the results are failed to the specification of test standard.
3. For corrected test results are listed in the relevant table of radiated test data of this test report.



Worldwide Testing Services(Taiwan) Co., Ltd.

Registration number: W6M21402-13807-C-1
FCC ID: VYTLP8097



Up Line: Peak Limit Line Down Line: Ave Limit Line

Note:

1. The attached measurement plots are preliminarily pre-scanned with peak detector for determining the final checking frequencies and are for reference only.
2. The some frequencies may exceed the limit line without the specified detectors, but that cannot present the results are failed to the specification of test standard.
3. For corrected test results are listed in the relevant table of radiated test data of this test report.