

APPENDIX A: TEST DATA

Liquid Level Photo

Tissue MSL2600MHz D=150mm



Test Laboratory: Bureau Veritas ADT

M01-5M-QPSK1_2-Ch0 / Ant 2 / PUSC**DUT: WiMax USB Dongle ; Type: USBw25200**

Communication System: Wimax_2.6GHz 5M ; Frequency: 2498.5 MHz ; Duty Cycle: 1:3.21 ;

Modulation type: QPSK

Medium: MSL2600 Medium parameters used: $f = 2498.5$ MHz; $\sigma = 2.08$ mho/m; $\epsilon_r = 54$; $\rho = 1000$ kg/m³

Phantom section: Flat Section ; Separation distance : 5 mm (The front side of the EUT to the Phantom)

DASY4 Configuration:

- Probe: EX3DV3 - SN3504 ; ConvF(7.53, 7.53, 7.53) ; Calibrated: 2009/1/21
- Sensor-Surface: 3mm (Mechanical Surface Detection)
- Electronics: DAE3 Sn579 ; Calibrated: 2009/7/17
- Phantom: SAM 12 ; Type: SAM V4.0 ; Serial: TP 1202
- Measurement SW: DASY4, V4.7 Build 80 ; Postprocessing SW: SEMCAD, V1.8 Build 186

Low Channel 0/Area Scan (5x8x1): Measurement grid: dx=15mm, dy=15mm

Maximum value of SAR (measured) = 0.917 mW/g

Low Channel 0/Zoom Scan (7x7x7) (7x7x7)/Cube 0: Measurement grid: dx=5mm, dy=5mm, dz=5mm

Reference Value = 22.0 V/m; Power Drift = -0.102 dB

Peak SAR (extrapolated) = 1.99 W/kg

SAR(1 g) = 0.807 mW/g; SAR(10 g) = 0.314 mW/g

Maximum value of SAR (measured) = 1.16 mW/g

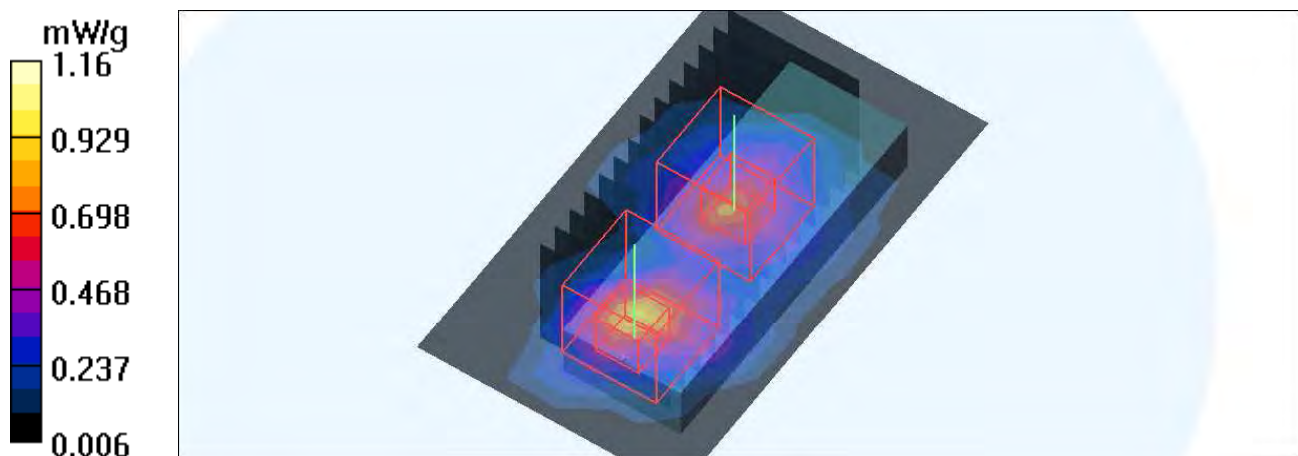
Low Channel 0/Zoom Scan (7x7x7) (7x7x7)/Cube 1: Measurement grid: dx=5mm, dy=5mm, dz=5mm

Reference Value = 22.0 V/m; Power Drift = -0.102 dB

Peak SAR (extrapolated) = 1.08 W/kg

SAR(1 g) = 0.589 mW/g; SAR(10 g) = 0.291 mW/g

Maximum value of SAR (measured) = 0.744 mW/g



Test Laboratory: Bureau Veritas ADT

M01-5M-QPSK1_2-Ch354 / Ant 2**DUT: WiMax USB Dongle ; Type: USBw25200**

Communication System: Wimax_2.6GHz 5M ; Frequency: 2587 MHz ; Duty Cycle: 1:3.21 ; Modulation type: QPSK

Medium: MSL2600 Medium parameters used: $f = 2587$ MHz; $\sigma = 2.19$ mho/m; $\epsilon_r = 53.7$; $\rho = 1000$ kg/m³
Phantom section: Flat Section ; Separation distance : 5 mm (The front side of the EUT to the Phantom)

DASY4 Configuration:

- Probe: EX3DV3 - SN3504 ; ConvF(7.33, 7.33, 7.33) ; Calibrated: 2009/1/21
- Sensor-Surface: 3mm (Mechanical Surface Detection)
- Electronics: DAE3 Sn579 ; Calibrated: 2009/7/17
- Phantom: SAM 12 ; Type: SAM V4.0 ; Serial: TP 1202
- Measurement SW: DASY4, V4.7 Build 80 ; Postprocessing SW: SEMCAD, V1.8 Build 186

Mid Channel 354/Area Scan (5x8x1): Measurement grid: dx=15mm, dy=15mm

Maximum value of SAR (measured) = 1.29 mW/g

Mid Channel 354/Zoom Scan (7x7x7) (7x7x7)/Cube 0: Measurement grid: dx=5mm, dy=5mm, dz=5mm

Reference Value = 24.5 V/m; Power Drift = -0.151 dB

Peak SAR (extrapolated) = 2.69 W/kg

SAR(1 g) = 1.08 mW/g; SAR(10 g) = 0.416 mW/g

Maximum value of SAR (measured) = 1.52 mW/g

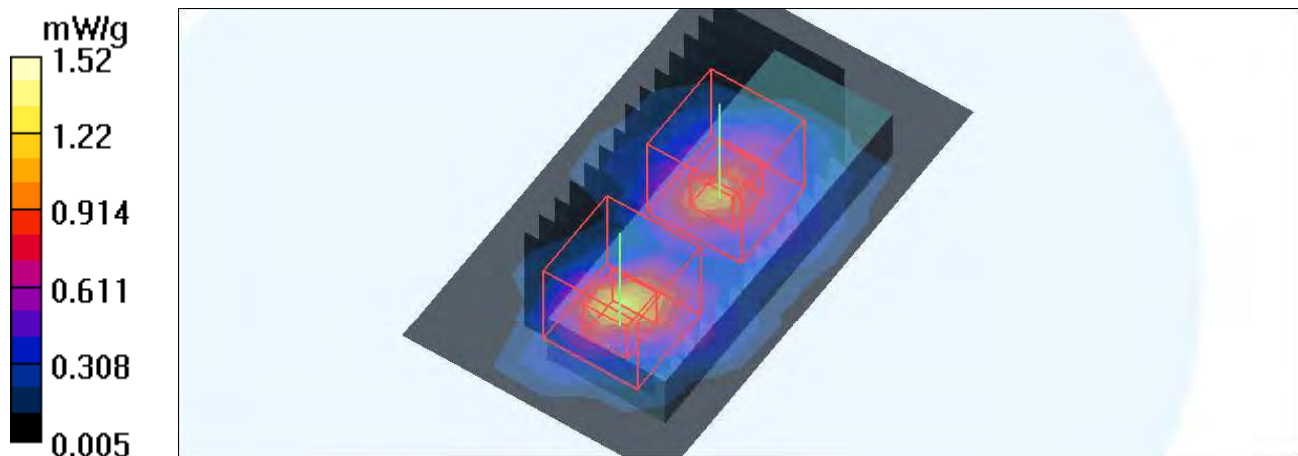
Mid Channel 354/Zoom Scan (7x7x7) (7x7x7)/Cube 1: Measurement grid: dx=5mm, dy=5mm, dz=5mm

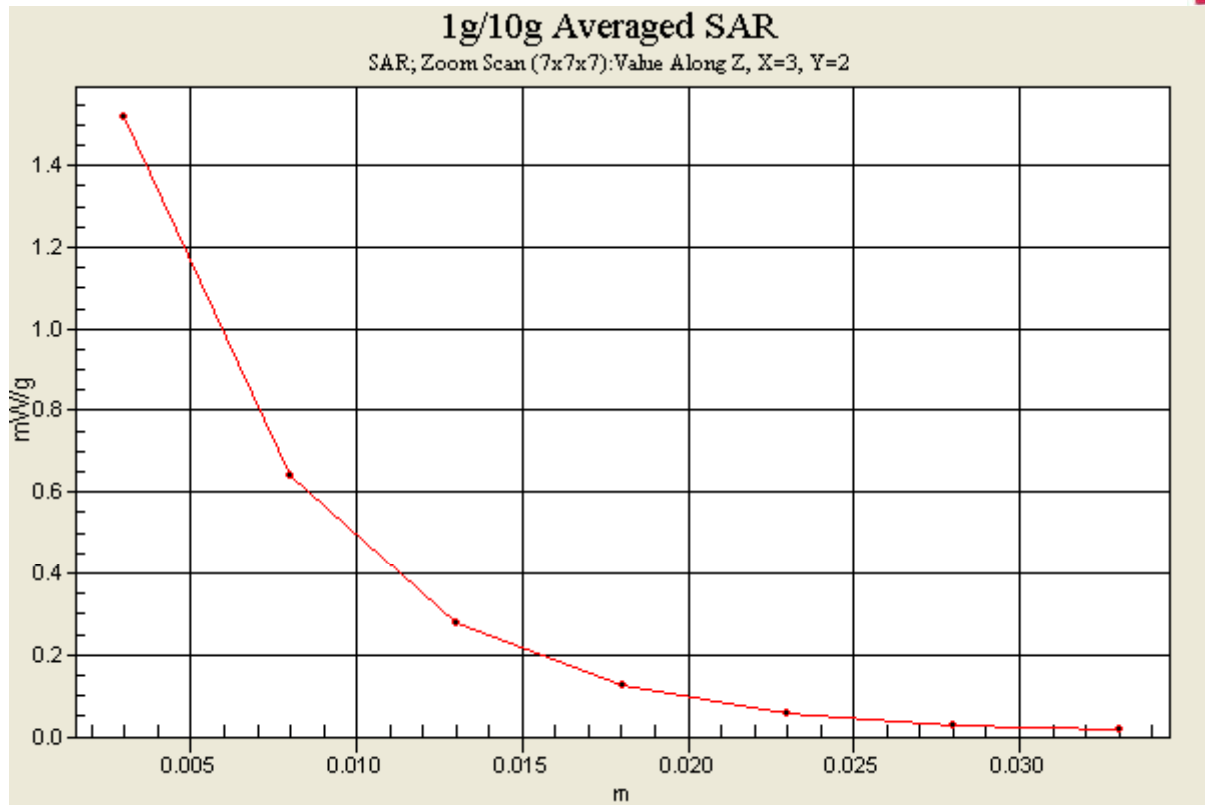
Reference Value = 24.5 V/m; Power Drift = -0.151 dB

Peak SAR (extrapolated) = 1.68 W/kg

SAR(1 g) = 0.874 mW/g; SAR(10 g) = 0.371 mW/g

Maximum value of SAR (measured) = 1.09 mW/g





Test Laboratory: Bureau Veritas ADT

M01-5M-QPSK1_2-Ch756 / Ant 2**DUT: WiMax USB Dongle ; Type: USBw25200**

Communication System: Wimax_2.6GHz 5M ; Frequency: 2687.5 MHz ; Duty Cycle: 1:3.21 ;

Modulation type: QPSK

Medium: MSL2600 Medium parameters used: $f = 2687.5$ MHz; $\sigma = 2.24$ mho/m; $\epsilon_r = 53.3$; $\rho = 1000$ kg/m³

Phantom section: Flat Section ; Separation distance : 5 mm (The front side of the EUT to the Phantom)

DASY4 Configuration:

- Probe: EX3DV3 - SN3504 ; ConvF(7.33, 7.33, 7.33) ; Calibrated: 2009/1/21
- Sensor-Surface: 3mm (Mechanical Surface Detection)
- Electronics: DAE3 Sn579 ; Calibrated: 2009/7/17
- Phantom: SAM 12 ; Type: SAM V4.0 ; Serial: TP 1202
- Measurement SW: DASY4, V4.7 Build 80 ; Postprocessing SW: SEMCAD, V1.8 Build 186

High Channel 756/Area Scan (5x8x1): Measurement grid: dx=15mm, dy=15mm

Maximum value of SAR (measured) = 1.35 mW/g

High Channel 756/Zoom Scan (7x7x7) (7x7x7)/Cube 0: Measurement grid: dx=5mm, dy=5mm, dz=5mm

Reference Value = 24.6 V/m; Power Drift = -0.112 dB

Peak SAR (extrapolated) = 2.72 W/kg

SAR(1 g) = 1.05 mW/g; SAR(10 g) = 0.412 mW/g

Maximum value of SAR (measured) = 1.43 mW/g

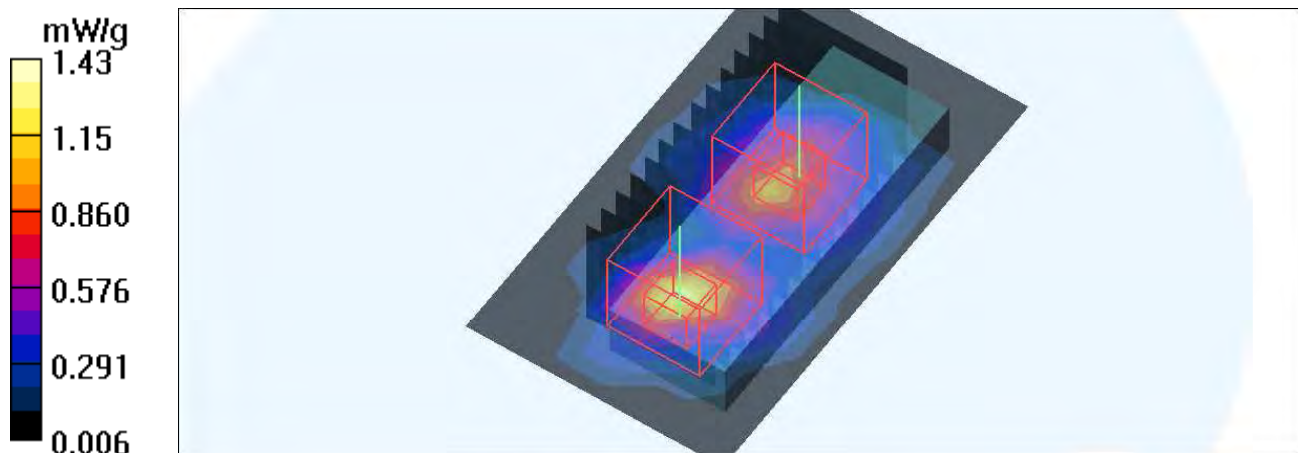
High Channel 756/Zoom Scan (7x7x7) (7x7x7)/Cube 1: Measurement grid: dx=5mm, dy=5mm, dz=5mm

Reference Value = 24.6 V/m; Power Drift = -0.112 dB

Peak SAR (extrapolated) = 1.67 W/kg

SAR(1 g) = 0.851 mW/g; SAR(10 g) = 0.362 mW/g

Maximum value of SAR (measured) = 1.06 mW/g



Test Laboratory: Bureau Veritas ADT

M02-5M-QPSK3_4-Ch354 / Ant 2**DUT: WiMax USB Dongle ; Type: USBw25200**

Communication System: Wimax_2.6GHz 5M ; Frequency: 2587 MHz ; Duty Cycle: 1:3.21 ; Modulation type: QPSK

Medium: MSL2600 Medium parameters used: $f = 2587$ MHz; $\sigma = 2.19$ mho/m; $\epsilon_r = 53.7$; $\rho = 1000$ kg/m³
Phantom section: Flat Section ; Separation distance : 5 mm (The front side of the EUT to the Phantom)

DASY4 Configuration:

- Probe: EX3DV3 - SN3504 ; ConvF(7.33, 7.33, 7.33) ; Calibrated: 2009/1/21
- Sensor-Surface: 3mm (Mechanical Surface Detection)
- Electronics: DAE3 Sn579 ; Calibrated: 2009/7/17
- Phantom: SAM 12 ; Type: SAM V4.0 ; Serial: TP 1202
- Measurement SW: DASY4, V4.7 Build 80 ; Postprocessing SW: SEMCAD, V1.8 Build 186

Mid Channel 354/Area Scan (5x8x1): Measurement grid: dx=15mm, dy=15mm

Maximum value of SAR (measured) = 1.27 mW/g

Mid Channel 354/Zoom Scan (7x7x7) (7x7x7)/Cube 0: Measurement grid: dx=5mm, dy=5mm, dz=5mm

Reference Value = 24.1 V/m; Power Drift = -0.135 dB

Peak SAR (extrapolated) = 2.64 W/kg

SAR(1 g) = 1.04 mW/g; SAR(10 g) = 0.411 mW/g

Maximum value of SAR (measured) = 1.48 mW/g

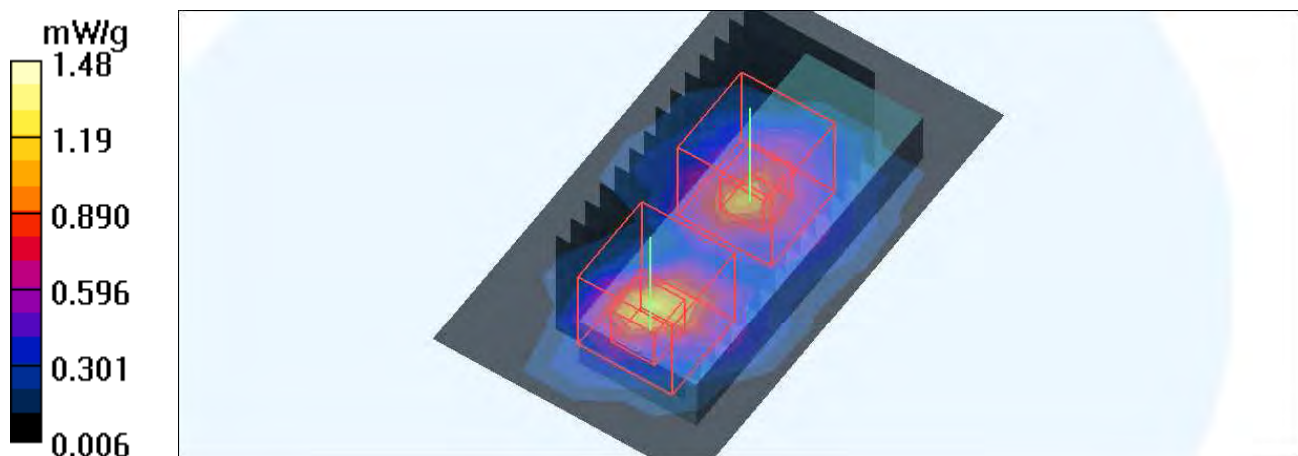
Mid Channel 354/Zoom Scan (7x7x7) (7x7x7)/Cube 1: Measurement grid: dx=5mm, dy=5mm, dz=5mm

Reference Value = 24.1 V/m; Power Drift = -0.135 dB

Peak SAR (extrapolated) = 1.61 W/kg

SAR(1 g) = 0.834 mW/g; SAR(10 g) = 0.359 mW/g

Maximum value of SAR (measured) = 1.16 mW/g



Test Laboratory: Bureau Veritas ADT

M03-5M-16Q1_2-Ch354 / Ant 2**DUT: WiMax USB Dongle ; Type: USBw25200**

Communication System: Wimax_2.6GHz 5M ; Frequency: 2587 MHz ; Duty Cycle: 1:3.21 ; Modulation type: 16QAM

Medium: MSL2600 Medium parameters used: $f = 2587$ MHz; $\sigma = 2.19$ mho/m; $\epsilon_r = 53.7$; $\rho = 1000$ kg/m³
Phantom section: Flat Section ; Separation distance : 5 mm (The front side of the EUT to the Phantom)

DASY4 Configuration:

- Probe: EX3DV3 - SN3504 ; ConvF(7.33, 7.33, 7.33) ; Calibrated: 2009/1/21
- Sensor-Surface: 3mm (Mechanical Surface Detection)
- Electronics: DAE3 Sn579 ; Calibrated: 2009/7/17
- Phantom: SAM 12 ; Type: SAM V4.0 ; Serial: TP 1202
- Measurement SW: DASY4, V4.7 Build 80 ; Postprocessing SW: SEMCAD, V1.8 Build 186

Mid Channel 354/Area Scan (5x8x1): Measurement grid: dx=15mm, dy=15mm

Maximum value of SAR (measured) = 1.24 mW/g

Mid Channel 354/Zoom Scan (7x7x7) (7x7x7)/Cube 0: Measurement grid: dx=5mm, dy=5mm, dz=5mm

Reference Value = 24.4 V/m; Power Drift = -0.116 dB

Peak SAR (extrapolated) = 2.65 W/kg

SAR(1 g) = 1.05 mW/g; SAR(10 g) = 0.414 mW/g

Maximum value of SAR (measured) = 1.48 mW/g

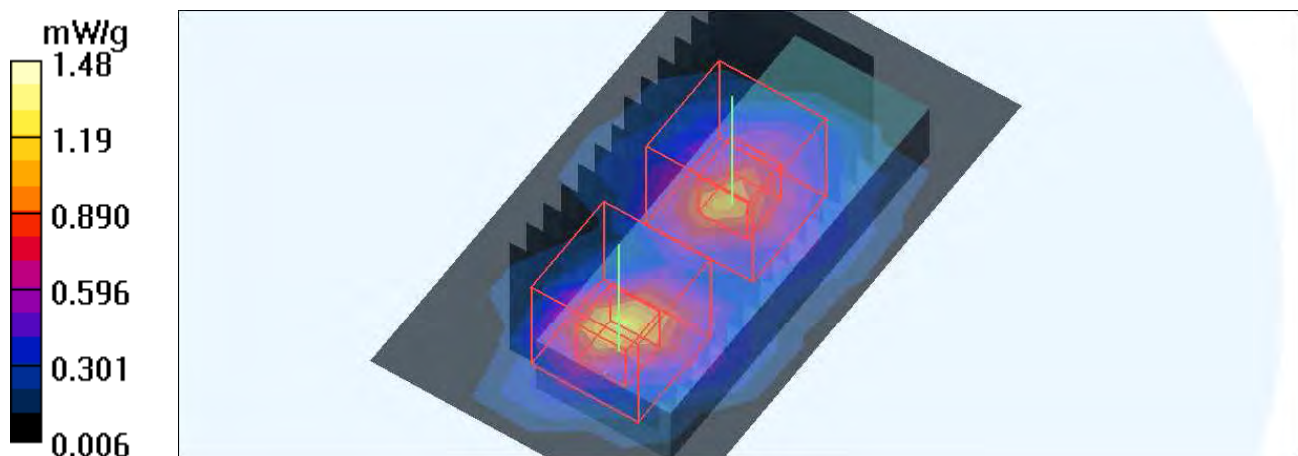
Mid Channel 354/Zoom Scan (7x7x7) (7x7x7)/Cube 1: Measurement grid: dx=5mm, dy=5mm, dz=5mm

Reference Value = 24.4 V/m; Power Drift = -0.116 dB

Peak SAR (extrapolated) = 1.61 W/kg

SAR(1 g) = 0.845 mW/g; SAR(10 g) = 0.356 mW/g

Maximum value of SAR (measured) = 1.06 mW/g



Test Laboratory: Bureau Veritas ADT

M04-5M-16Q3_4-Ch354 / Ant 2**DUT: WiMax USB Dongle ; Type: USBw25200**

Communication System: Wimax_2.6GHz 5M ; Frequency: 2587 MHz ; Duty Cycle: 1:3.21 ; Modulation type: 16QAM

Medium: MSL2600 Medium parameters used: $f = 2587$ MHz; $\sigma = 2.19$ mho/m; $\epsilon_r = 53.7$; $\rho = 1000$ kg/m³
Phantom section: Flat Section ; Separation distance : 5 mm (The front side of the EUT to the Phantom)

DASY4 Configuration:

- Probe: EX3DV3 - SN3504 ; ConvF(7.33, 7.33, 7.33) ; Calibrated: 2009/1/21
- Sensor-Surface: 3mm (Mechanical Surface Detection)
- Electronics: DAE3 Sn579 ; Calibrated: 2009/7/17
- Phantom: SAM 12 ; Type: SAM V4.0 ; Serial: TP 1202
- Measurement SW: DASY4, V4.7 Build 80 ; Postprocessing SW: SEMCAD, V1.8 Build 186

Mid Channel 354/Area Scan (5x8x1): Measurement grid: dx=15mm, dy=15mm

Maximum value of SAR (measured) = 1.33 mW/g

Mid Channel 354/Zoom Scan (7x7x7) (7x7x7)/Cube 0: Measurement grid: dx=5mm, dy=5mm, dz=5mm

Reference Value = 24.8 V/m; Power Drift = -0.057 dB

Peak SAR (extrapolated) = 2.58 W/kg

SAR(1 g) = 1.01 mW/g; SAR(10 g) = 0.409 mW/g

Maximum value of SAR (measured) = 1.45 mW/g

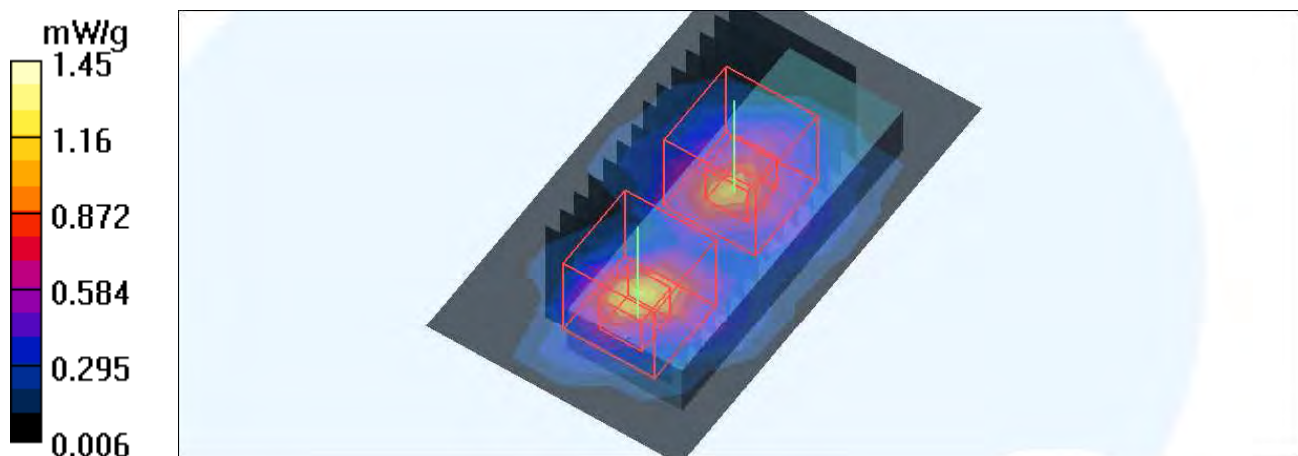
Mid Channel 354/Zoom Scan (7x7x7) (7x7x7)/Cube 1: Measurement grid: dx=5mm, dy=5mm, dz=5mm

Reference Value = 24.8 V/m; Power Drift = -0.057 dB

Peak SAR (extrapolated) = 1.59 W/kg

SAR(1 g) = 0.834 mW/g; SAR(10 g) = 0.354 mW/g

Maximum value of SAR (measured) = 1.15 mW/g



Test Laboratory: Bureau Veritas ADT

M05-5M-QPSK1_2-Ch0 / Ant 1**DUT: WiMax USB Dongle ; Type: USBw25200**

Communication System: Wimax_2.6GHz 5M ; Frequency: 2498.5 MHz ; Duty Cycle: 1:3.21 ;

Modulation type: QPSK

Medium: MSL2600 Medium parameters used: $f = 2498.5$ MHz; $\sigma = 2.08$ mho/m; $\epsilon_r = 54$; $\rho = 1000$ kg/m³

Phantom section: Flat Section ; Separation distance : 5 mm (The front side of the EUT to the Phantom)

DASY4 Configuration:

- Probe: EX3DV3 - SN3504 ; ConvF(7.53, 7.53, 7.53) ; Calibrated: 2009/1/21
- Sensor-Surface: 3mm (Mechanical Surface Detection)
- Electronics: DAE3 Sn579 ; Calibrated: 2009/7/17
- Phantom: SAM 12 ; Type: SAM V4.0 ; Serial: TP 1202
- Measurement SW: DASY4, V4.7 Build 80 ; Postprocessing SW: SEMCAD, V1.8 Build 186

Low Channel 0/Area Scan (5x8x1): Measurement grid: dx=15mm, dy=15mm

Maximum value of SAR (measured) = 0.967 mW/g

Low Channel 0/Zoom Scan (7x7x7) (7x7x7)/Cube 0: Measurement grid: dx=5mm, dy=5mm, dz=5mm

Reference Value = 20.7 V/m; Power Drift = -0.153 dB

Peak SAR (extrapolated) = 1.23 W/kg

SAR(1 g) = 0.677 mW/g; SAR(10 g) = 0.286 mW/g

Maximum value of SAR (measured) = 0.847 mW/g

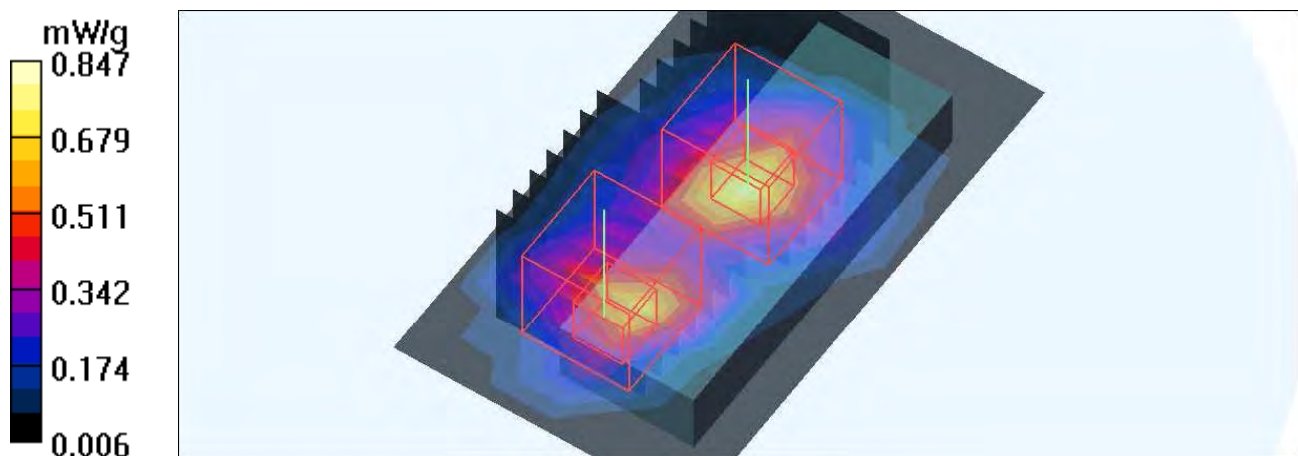
Low Channel 0/Zoom Scan (7x7x7) (7x7x7)/Cube 1: Measurement grid: dx=5mm, dy=5mm, dz=5mm

Reference Value = 20.7 V/m; Power Drift = -0.153 dB

Peak SAR (extrapolated) = 1.69 W/kg

SAR(1 g) = 0.663 mW/g; SAR(10 g) = 0.270 mW/g

Maximum value of SAR (measured) = 0.816 mW/g



Test Laboratory: Bureau Veritas ADT

M05-5M-QPSK1_2-Ch354 / Ant 1**DUT: WiMax USB Dongle ; Type: USBw25200**

Communication System: Wimax_2.6GHz 5M ; Frequency: 2587 MHz ; Duty Cycle: 1:3.21 ; Modulation type: QPSK

Medium: MSL2600 Medium parameters used: $f = 2587$ MHz; $\sigma = 2.19$ mho/m; $\epsilon_r = 53.7$; $\rho = 1000$ kg/m³
Phantom section: Flat Section ; Separation distance : 5 mm (The front side of the EUT to the Phantom)

DASY4 Configuration:

- Probe: EX3DV3 - SN3504 ; ConvF(7.33, 7.33, 7.33) ; Calibrated: 2009/1/21
- Sensor-Surface: 3mm (Mechanical Surface Detection)
- Electronics: DAE3 Sn579 ; Calibrated: 2009/7/17
- Phantom: SAM 12 ; Type: SAM V4.0 ; Serial: TP 1202
- Measurement SW: DASY4, V4.7 Build 80 ; Postprocessing SW: SEMCAD, V1.8 Build 186

Mid Channel 354/Area Scan (5x8x1): Measurement grid: dx=15mm, dy=15mm

Maximum value of SAR (measured) = 1.21 mW/g

Mid Channel 354/Zoom Scan (7x7x7) (7x7x7)/Cube 0: Measurement grid: dx=5mm, dy=5mm, dz=5mm

Reference Value = 23.9 V/m; Power Drift = -0.054 dB

Peak SAR (extrapolated) = 2.36 W/kg

SAR(1 g) = 0.904 mW/g; SAR(10 g) = 0.379 mW/g

Maximum value of SAR (measured) = 1.26 mW/g

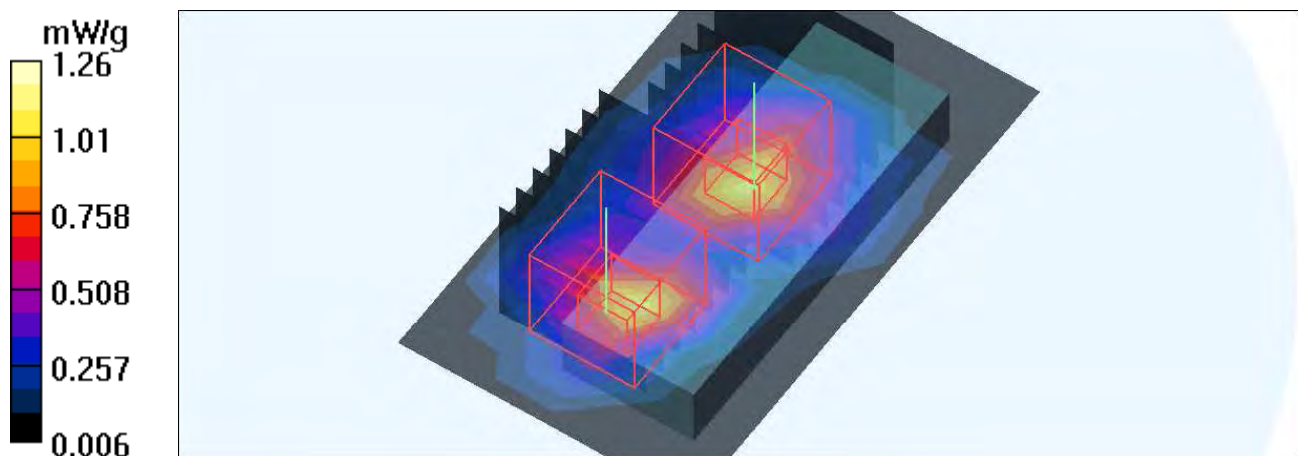
Mid Channel 354/Zoom Scan (7x7x7) (7x7x7)/Cube 1: Measurement grid: dx=5mm, dy=5mm, dz=5mm

Reference Value = 23.9 V/m; Power Drift = -0.054 dB

Peak SAR (extrapolated) = 1.96 W/kg

SAR(1 g) = 0.878 mW/g; SAR(10 g) = 0.353 mW/g

Maximum value of SAR (measured) = 1.11 mW/g



Test Laboratory: Bureau Veritas ADT

M05-5M-QPSK1_2-Ch756 / Ant 1**DUT: WiMax USB Dongle ; Type: USBw25200**

Communication System: Wimax_2.6GHz 5M ; Frequency: 2687.5 MHz ; Duty Cycle: 1:3.21 ;

Modulation type: QPSK

Medium: MSL2600 Medium parameters used: $f = 2687.5$ MHz; $\sigma = 2.24$ mho/m; $\epsilon_r = 53.3$; $\rho = 1000$ kg/m³

Phantom section: Flat Section ; Separation distance : 5 mm (The front side of the EUT to the Phantom)

DASY4 Configuration:

- Probe: EX3DV3 - SN3504 ; ConvF(7.33, 7.33, 7.33) ; Calibrated: 2009/1/21
- Sensor-Surface: 3mm (Mechanical Surface Detection)
- Electronics: DAE3 Sn579 ; Calibrated: 2009/7/17
- Phantom: SAM 12 ; Type: SAM V4.0 ; Serial: TP 1202
- Measurement SW: DASY4, V4.7 Build 80 ; Postprocessing SW: SEMCAD, V1.8 Build 186

High Channel 756/Area Scan (5x8x1): Measurement grid: dx=15mm, dy=15mm

Maximum value of SAR (measured) = 1.30 mW/g

High Channel 756/Zoom Scan (7x7x7) (7x7x7)/Cube 0: Measurement grid: dx=5mm, dy=5mm, dz=5mm

Reference Value = 23.5 V/m; Power Drift = -0.084 dB

Peak SAR (extrapolated) = 2.26 W/kg

SAR(1 g) = 0.856 mW/g; SAR(10 g) = 0.334 mW/g

Maximum value of SAR (measured) = 1.21 mW/g

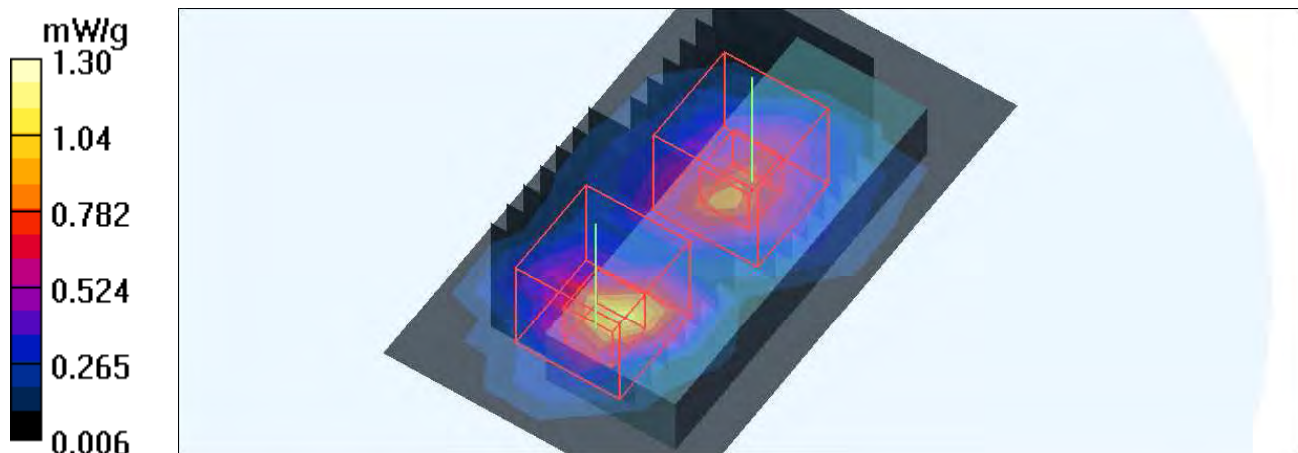
High Channel 756/Zoom Scan (7x7x7) (7x7x7)/Cube 1: Measurement grid: dx=5mm, dy=5mm, dz=5mm

Reference Value = 23.5 V/m; Power Drift = -0.084 dB

Peak SAR (extrapolated) = 1.41 W/kg

SAR(1 g) = 0.695 mW/g; SAR(10 g) = 0.321 mW/g

Maximum value of SAR (measured) = 0.904 mW/g



Test Laboratory: Bureau Veritas ADT

M06-10M-QPSK1_2-Ch0 / Ant 2**DUT: WiMax USB Dongle ; Type: USBw25200**

Communication System: Wimax_2.6GHz 10M ; Frequency: 2501 MHz ; Duty Cycle: 1:3.21 ;

Modulation type: QPSK

Medium: MSL2600 Medium parameters used: $f = 2501$ MHz; $\sigma = 2.08$ mho/m; $\epsilon_r = 53.7$; $\rho = 1000$ kg/m³

Phantom section: Flat Section ; Separation distance : 5 mm (The front side of the EUT to the Phantom)

DASY4 Configuration:

- Probe: EX3DV3 - SN3504 ; ConvF(7.33, 7.33, 7.33) ; Calibrated: 2009/1/21
- Sensor-Surface: 3mm (Mechanical Surface Detection)
- Electronics: DAE3 Sn579 ; Calibrated: 2009/7/17
- Phantom: SAM 12 ; Type: SAM V4.0 ; Serial: TP 1202
- Measurement SW: DASY4, V4.7 Build 80 ; Postprocessing SW: SEMCAD, V1.8 Build 186

Low Channel 0/Area Scan (5x8x1): Measurement grid: dx=15mm, dy=15mm

Maximum value of SAR (measured) = 0.975 mW/g

Low Channel 0/Zoom Scan (7x7x7) (7x7x7)/Cube 0: Measurement grid: dx=5mm, dy=5mm, dz=5mm

Reference Value = 22.4 V/m; Power Drift = -0.071 dB

Peak SAR (extrapolated) = 2.23 W/kg

SAR(1 g) = 0.892 mW/g; SAR(10 g) = 0.348 mW/g

Maximum value of SAR (measured) = 1.26 mW/g

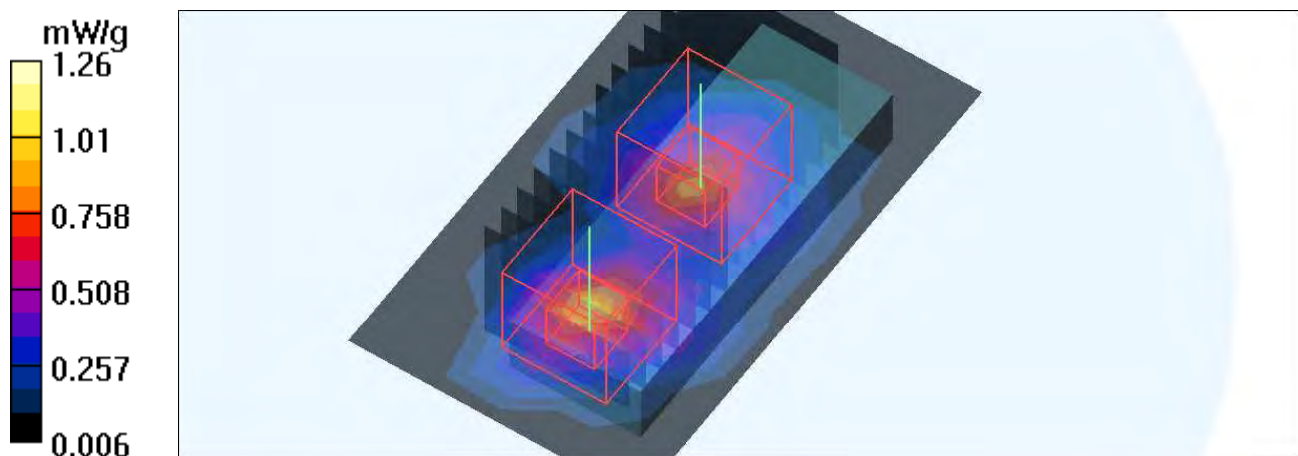
Low Channel 0/Zoom Scan (7x7x7) (7x7x7)/Cube 1: Measurement grid: dx=5mm, dy=5mm, dz=5mm

Reference Value = 22.4 V/m; Power Drift = -0.071 dB

Peak SAR (extrapolated) = 1.24 W/kg

SAR(1 g) = 0.663 mW/g; SAR(10 g) = 0.274 mW/g

Maximum value of SAR (measured) = 0.846 mW/g



Test Laboratory: Bureau Veritas ADT

M06-10M-QPSK1_2-Ch344 / Ant 2

DUT: WiMax USB Dongle ; Type: USBw25200

Communication System: Wimax_2.6GHz 10M ; Frequency: 2587 MHz ; Duty Cycle: 1:3.21 ;

Modulation type: QPSK

Medium: MSL2600 Medium parameters used: $f = 2587$ MHz; $\sigma = 2.19$ mho/m; $\epsilon_r = 53.7$; $\rho = 1000$ kg/m³

Phantom section: Flat Section ; Separation distance : 5 mm (The front side of the EUT to the Phantom)

DASY4 Configuration:

- Probe: EX3DV3 - SN3504 ; ConvF(7.33, 7.33, 7.33) ; Calibrated: 2009/1/21
- Sensor-Surface: 3mm (Mechanical Surface Detection)
- Electronics: DAE3 Sn579 ; Calibrated: 2009/7/17
- Phantom: SAM 12 ; Type: SAM V4.0 ; Serial: TP 1202
- Measurement SW: DASY4, V4.7 Build 80 ; Postprocessing SW: SEMCAD, V1.8 Build 186

Mid Channel 344/Area Scan (5x8x1): Measurement grid: dx=15mm, dy=15mm

Maximum value of SAR (measured) = 1.33 mW/g

Mid Channel 344/Zoom Scan (7x7x7) (7x7x7)/Cube 0: Measurement grid: dx=5mm, dy=5mm, dz=5mm

Reference Value = 25.0 V/m; Power Drift = -0.001 dB

Peak SAR (extrapolated) = 2.76 W/kg

SAR(1 g) = 1.07 mW/g; SAR(10 g) = 0.418 mW/g

Maximum value of SAR (measured) = 1.53 mW/g

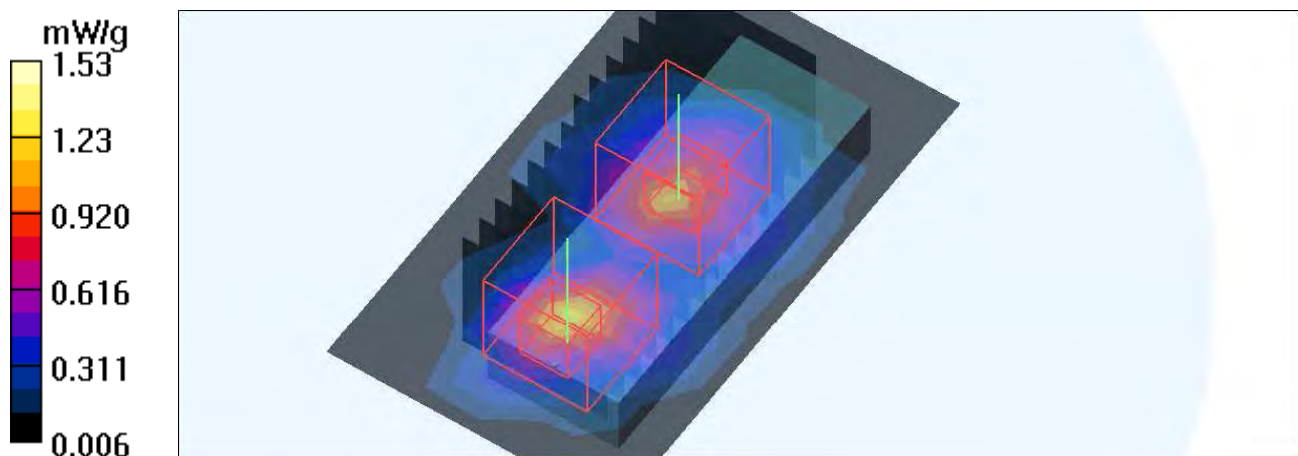
Mid Channel 344/Zoom Scan (7x7x7) (7x7x7)/Cube 1: Measurement grid: dx=5mm, dy=5mm, dz=5mm

Reference Value = 25.0 V/m; Power Drift = -0.001 dB

Peak SAR (extrapolated) = 1.67 W/kg

SAR(1 g) = 0.866 mW/g; SAR(10 g) = 0.336 mW/g

Maximum value of SAR (measured) = 1.09 mW/g



Test Laboratory: Bureau Veritas ADT

M06-10M-QPSK1_2-Ch736 / Ant 2**DUT: WiMax USB Dongle ; Type: USBw25200**

Communication System: Wimax_2.6GHz 10M ; Frequency: 2685 MHz ; Duty Cycle: 1:3.21 ;

Modulation type: QPSK

Medium: MSL2600 Medium parameters used: $f = 2685$ MHz; $\sigma = 2.24$ mho/m; $\epsilon_r = 53.3$; $\rho = 1000$ kg/m³

Phantom section: Flat Section ; Separation distance : 5 mm (The front side of the EUT to the Phantom)

DASY4 Configuration:

- Probe: EX3DV3 - SN3504 ; ConvF(7.33, 7.33, 7.33) ; Calibrated: 2009/1/21
- Sensor-Surface: 3mm (Mechanical Surface Detection)
- Electronics: DAE3 Sn579 ; Calibrated: 2009/7/17
- Phantom: SAM 12 ; Type: SAM V4.0 ; Serial: TP 1202
- Measurement SW: DASY4, V4.7 Build 80 ; Postprocessing SW: SEMCAD, V1.8 Build 186

High Channel 736/Area Scan (5x8x1): Measurement grid: dx=15mm, dy=15mm

Maximum value of SAR (measured) = 1.49 mW/g

High Channel 736/Zoom Scan (7x7x7) (7x7x7)/Cube 0: Measurement grid: dx=5mm, dy=5mm, dz=5mm

Reference Value = 25.5 V/m; Power Drift = -0.116 dB

Peak SAR (extrapolated) = 2.70 W/kg

SAR(1 g) = 1.02 mW/g; SAR(10 g) = 0.412 mW/g

Maximum value of SAR (measured) = 1.45 mW/g

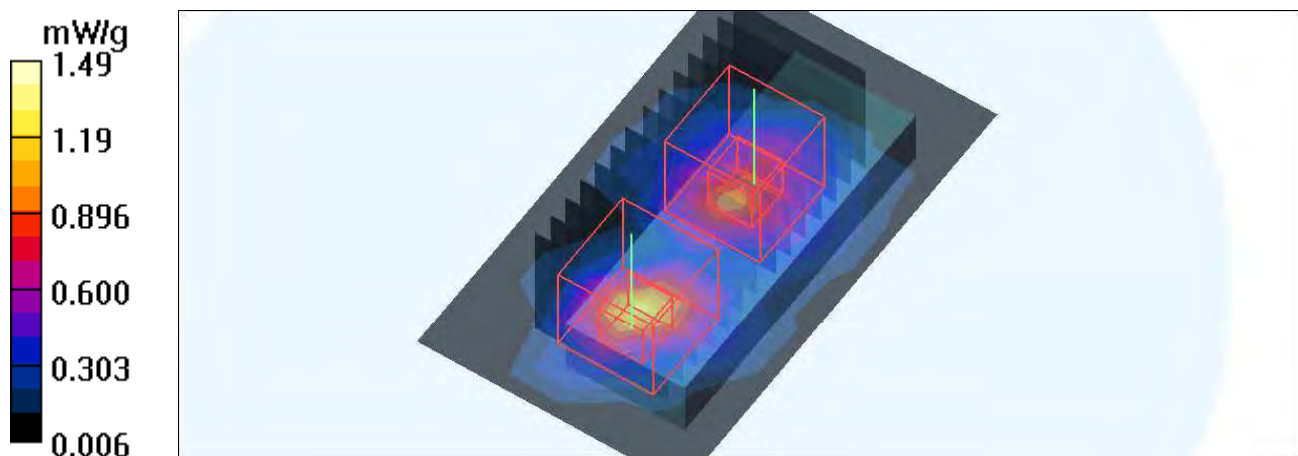
High Channel 736/Zoom Scan (7x7x7) (7x7x7)/Cube 1: Measurement grid: dx=5mm, dy=5mm, dz=5mm

Reference Value = 25.5 V/m; Power Drift = -0.116 dB

Peak SAR (extrapolated) = 1.59 W/kg

SAR(1 g) = 0.804 mW/g; SAR(10 g) = 0.374 mW/g

Maximum value of SAR (measured) = 1.02 mW/g



Test Laboratory: Bureau Veritas ADT

M07-10M-QPSK3_4-Ch344 / Ant 2**DUT: WiMax USB Dongle ; Type: USBw25200**

Communication System: Wimax_2.6GHz 10M ; Frequency: 2587 MHz ; Duty Cycle: 1:3.21 ;

Modulation type: QPSK

Medium: MSL2600 Medium parameters used: $f = 2587$ MHz; $\sigma = 2.19$ mho/m; $\epsilon_r = 53.7$; $\rho = 1000$ kg/m³

Phantom section: Flat Section ; Separation distance : 5 mm (The front side of the EUT to the Phantom)

DASY4 Configuration:

- Probe: EX3DV3 - SN3504 ; ConvF(7.33, 7.33, 7.33) ; Calibrated: 2009/1/21
- Sensor-Surface: 3mm (Mechanical Surface Detection)
- Electronics: DAE3 Sn579 ; Calibrated: 2009/7/17
- Phantom: SAM 12 ; Type: SAM V4.0 ; Serial: TP 1202
- Measurement SW: DASY4, V4.7 Build 80 ; Postprocessing SW: SEMCAD, V1.8 Build 186

Mid Channel 344/Area Scan (5x8x1): Measurement grid: dx=15mm, dy=15mm

Maximum value of SAR (measured) = 1.15 mW/g

Mid Channel 344/Zoom Scan (7x7x7) (7x7x7)/Cube 0: Measurement grid: dx=5mm, dy=5mm, dz=5mm

Reference Value = 22.9 V/m; Power Drift = -0.074 dB

Peak SAR (extrapolated) = 2.72 W/kg

SAR(1 g) = 1.03 mW/g; SAR(10 g) = 0.416 mW/g

Maximum value of SAR (measured) = 1.35 mW/g

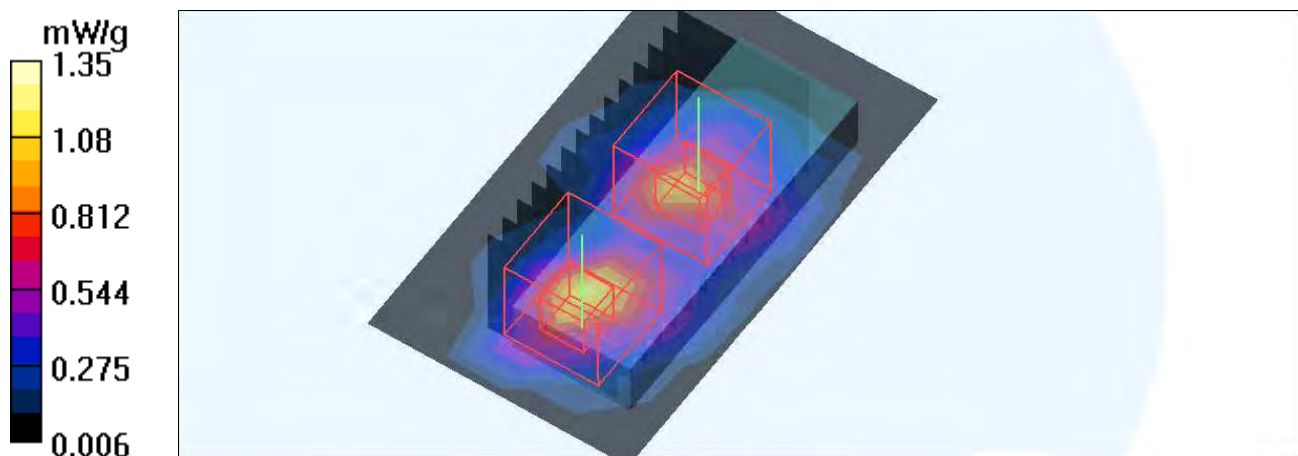
Mid Channel 344/Zoom Scan (7x7x7) (7x7x7)/Cube 1: Measurement grid: dx=5mm, dy=5mm, dz=5mm

Reference Value = 22.9 V/m; Power Drift = -0.074 dB

Peak SAR (extrapolated) = 1.43 W/kg

SAR(1 g) = 0.751 mW/g; SAR(10 g) = 0.362 mW/g

Maximum value of SAR (measured) = 0.949 mW/g



Test Laboratory: Bureau Veritas ADT

M08-10M-16Q1_2-Ch344 / Ant 2**DUT: WiMax USB Dongle ; Type: USBw25200**

Communication System: Wimax_2.6GHz 10M ; Frequency: 2587 MHz ; Duty Cycle: 1:3.21 ;

Modulation type: 16QAM

Medium: MSL2600 Medium parameters used: $f = 2587$ MHz; $\sigma = 2.19$ mho/m; $\epsilon_r = 53.7$; $\rho = 1000$ kg/m³

Phantom section: Flat Section ; Separation distance : 5 mm (The front side of the EUT to the Phantom)

DASY4 Configuration:

- Probe: EX3DV3 - SN3504 ; ConvF(7.33, 7.33, 7.33) ; Calibrated: 2009/1/21
- Sensor-Surface: 3mm (Mechanical Surface Detection)
- Electronics: DAE3 Sn579 ; Calibrated: 2009/7/17
- Phantom: SAM 12 ; Type: SAM V4.0 ; Serial: TP 1202
- Measurement SW: DASY4, V4.7 Build 80 ; Postprocessing SW: SEMCAD, V1.8 Build 186

Mid Channel 344/Area Scan (5x8x1): Measurement grid: dx=15mm, dy=15mm

Maximum value of SAR (measured) = 1.28 mW/g

Mid Channel 344/Zoom Scan (7x7x7) (7x7x7)/Cube 0: Measurement grid: dx=5mm, dy=5mm, dz=5mm

Reference Value = 24.5 V/m; Power Drift = -0.150 dB

Peak SAR (extrapolated) = 2.69 W/kg

SAR(1 g) = 1.04 mW/g; SAR(10 g) = 0.412 mW/g

Maximum value of SAR (measured) = 1.43 mW/g

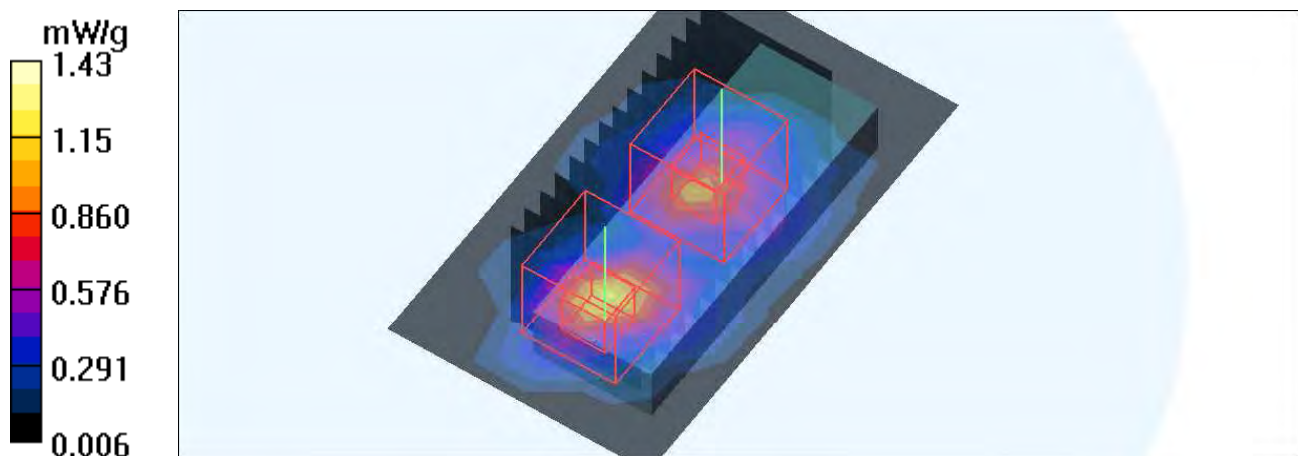
Mid Channel 344/Zoom Scan (7x7x7) (7x7x7)/Cube 1: Measurement grid: dx=5mm, dy=5mm, dz=5mm

Reference Value = 24.5 V/m; Power Drift = -0.150 dB

Peak SAR (extrapolated) = 1.45 W/kg

SAR(1 g) = 0.754 mW/g; SAR(10 g) = 0.363 mW/g

Maximum value of SAR (measured) = 0.940 mW/g



Test Laboratory: Bureau Veritas ADT

M09-10M-16Q3_4-Ch344 / Ant 2**DUT: WiMax USB Dongle ; Type: USBw25200**

Communication System: Wimax_2.6GHz 10M ; Frequency: 2587 MHz ; Duty Cycle: 1:3.21 ;

Modulation type: 16QAM

Medium: MSL2600 Medium parameters used: $f = 2587$ MHz; $\sigma = 2.19$ mho/m; $\epsilon_r = 53.7$; $\rho = 1000$ kg/m³

Phantom section: Flat Section ; Separation distance : 5 mm (The front side of the EUT to the Phantom)

DASY4 Configuration:

- Probe: EX3DV3 - SN3504 ; ConvF(7.33, 7.33, 7.33) ; Calibrated: 2009/1/21
- Sensor-Surface: 3mm (Mechanical Surface Detection)
- Electronics: DAE3 Sn579 ; Calibrated: 2009/7/17
- Phantom: SAM 12 ; Type: SAM V4.0 ; Serial: TP 1202
- Measurement SW: DASY4, V4.7 Build 80 ; Postprocessing SW: SEMCAD, V1.8 Build 186

Mid Channel 344/Area Scan (5x8x1): Measurement grid: dx=15mm, dy=15mm

Maximum value of SAR (measured) = 1.29 mW/g

Mid Channel 344/Zoom Scan (7x7x7) (7x7x7)/Cube 0: Measurement grid: dx=5mm, dy=5mm, dz=5mm

Reference Value = 24.8 V/m; Power Drift = -0.180 dB

Peak SAR (extrapolated) = 2.54 W/kg

SAR(1 g) = 1.01 mW/g; SAR(10 g) = 0.408 mW/g

Maximum value of SAR (measured) = 1.46 mW/g

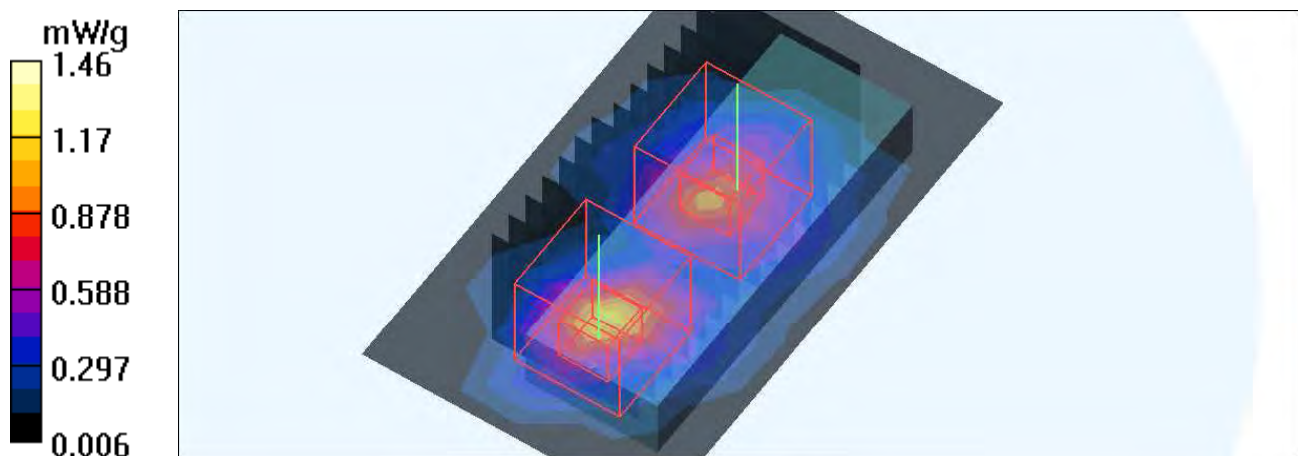
Mid Channel 344/Zoom Scan (7x7x7) (7x7x7)/Cube 1: Measurement grid: dx=5mm, dy=5mm, dz=5mm

Reference Value = 24.8 V/m; Power Drift = -0.180 dB

Peak SAR (extrapolated) = 1.44 W/kg

SAR(1 g) = 0.758 mW/g; SAR(10 g) = 0.366 mW/g

Maximum value of SAR (measured) = 0.957 mW/g



Test Laboratory: Bureau Veritas ADT

M10-10M-QPSK1_2-Ch0 / Ant 1**DUT: WiMax USB Dongle ; Type: USBw25200**

Communication System: Wimax_2.6GHz 10M ; Frequency: 2501 MHz ; Duty Cycle: 1:3.21 ;

Modulation type: QPSK

Medium: MSL2600 Medium parameters used: $f = 2501$ MHz; $\sigma = 2.08$ mho/m; $\epsilon_r = 53.7$; $\rho = 1000$ kg/m³

Phantom section: Flat Section ; Separation distance : 5 mm (The front side of the EUT to the Phantom)

DASY4 Configuration:

- Probe: EX3DV3 - SN3504 ; ConvF(7.33, 7.33, 7.33) ; Calibrated: 2009/1/21
- Sensor-Surface: 3mm (Mechanical Surface Detection)
- Electronics: DAE3 Sn579 ; Calibrated: 2009/7/17
- Phantom: SAM 12 ; Type: SAM V4.0 ; Serial: TP 1202
- Measurement SW: DASY4, V4.7 Build 80 ; Postprocessing SW: SEMCAD, V1.8 Build 186

Low Channel 0/Area Scan (5x8x1): Measurement grid: dx=15mm, dy=15mm

Maximum value of SAR (measured) = 0.907 mW/g

Low Channel 0/Zoom Scan (7x7x7) (7x7x7)/Cube 0: Measurement grid: dx=5mm, dy=5mm, dz=5mm

Reference Value = 22.4 V/m; Power Drift = -0.062 dB

Peak SAR (extrapolated) = 1.87 W/kg

SAR(1 g) = 0.736 mW/g; SAR(10 g) = 0.294 mW/g

Maximum value of SAR (measured) = 0.933 mW/g

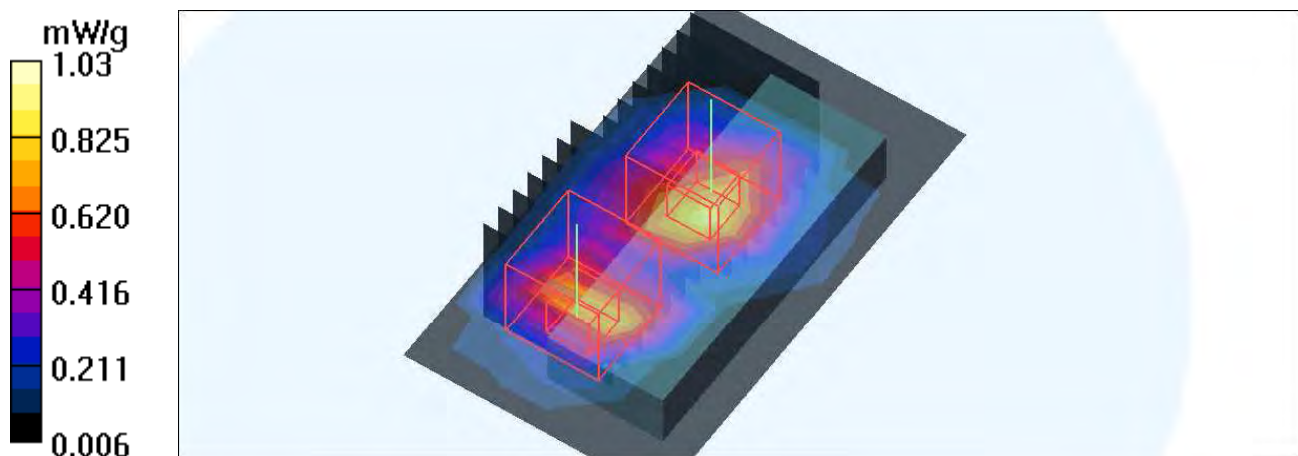
Low Channel 0/Zoom Scan (7x7x7) (7x7x7)/Cube 1: Measurement grid: dx=5mm, dy=5mm, dz=5mm

Reference Value = 22.4 V/m; Power Drift = -0.062 dB

Peak SAR (extrapolated) = 1.41 W/kg

SAR(1 g) = 0.747 mW/g; SAR(10 g) = 0.306 mW/g

Maximum value of SAR (measured) = 1.03 mW/g



Test Laboratory: Bureau Veritas ADT

M10-10M-QPSK1_2-Ch344 / Ant 1**DUT: WiMax USB Dongle ; Type: USBw25200**

Communication System: Wimax_2.6GHz 10M ; Frequency: 2587 MHz ; Duty Cycle: 1:3.21 ;

Modulation type: QPSK

Medium: MSL2600 Medium parameters used: $f = 2587$ MHz; $\sigma = 2.19$ mho/m; $\epsilon_r = 53.7$; $\rho = 1000$ kg/m³

Phantom section: Flat Section ; Separation distance : 5 mm (The front side of the EUT to the Phantom)

DASY4 Configuration:

- Probe: EX3DV3 - SN3504 ; ConvF(7.33, 7.33, 7.33) ; Calibrated: 2009/1/21
- Sensor-Surface: 3mm (Mechanical Surface Detection)
- Electronics: DAE3 Sn579 ; Calibrated: 2009/7/17
- Phantom: SAM 12 ; Type: SAM V4.0 ; Serial: TP 1202
- Measurement SW: DASY4, V4.7 Build 80 ; Postprocessing SW: SEMCAD, V1.8 Build 186

Mid Channel 344/Area Scan (5x8x1): Measurement grid: dx=15mm, dy=15mm

Maximum value of SAR (measured) = 0.961 mW/g

Mid Channel 344/Zoom Scan (7x7x7) (7x7x7)/Cube 0: Measurement grid: dx=5mm, dy=5mm, dz=5mm

Reference Value = 22.6 V/m; Power Drift = -0.077 dB

Peak SAR (extrapolated) = 1.74 W/kg

SAR(1 g) = 0.912 mW/g; SAR(10 g) = 0.392 mW/g

Maximum value of SAR (measured) = 1.13 mW/g

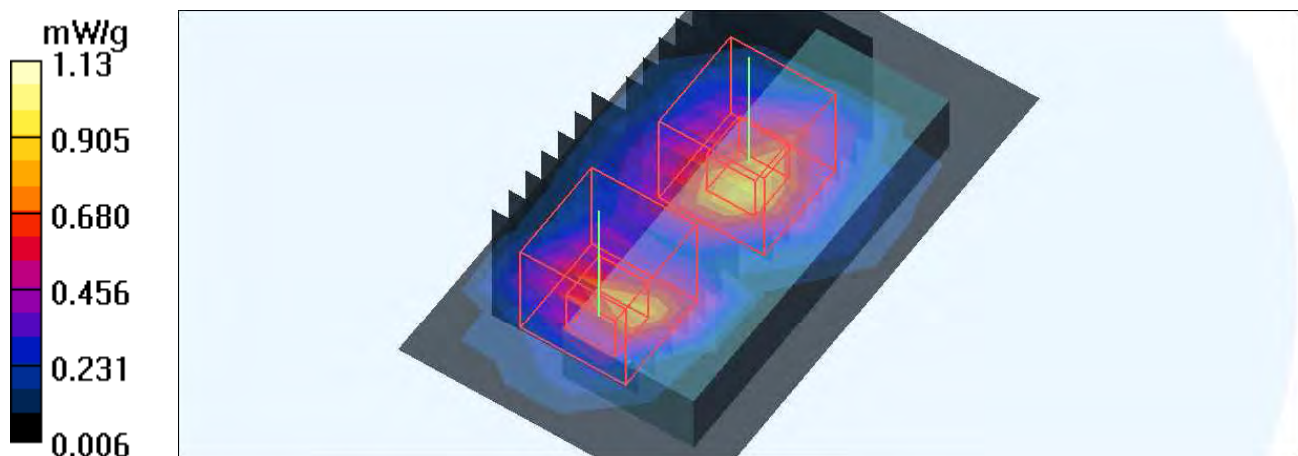
Mid Channel 344/Zoom Scan (7x7x7) (7x7x7)/Cube 1: Measurement grid: dx=5mm, dy=5mm, dz=5mm

Reference Value = 22.6 V/m; Power Drift = -0.077 dB

Peak SAR (extrapolated) = 2.41 W/kg

SAR(1 g) = 0.805 mW/g; SAR(10 g) = 0.358 mW/g

Maximum value of SAR (measured) = 1.02 mW/g



Test Laboratory: Bureau Veritas ADT

M10-10M-QPSK1_2-Ch736 / Ant 1**DUT: WiMax USB Dongle ; Type: USBw25200**

Communication System: Wimax_2.6GHz 10M ; Frequency: 2685 MHz ; Duty Cycle: 1:3.21 ;

Modulation type: QPSK

Medium: MSL2600 Medium parameters used: $f = 2685$ MHz; $\sigma = 2.24$ mho/m; $\epsilon_r = 53.3$; $\rho = 1000$ kg/m³

Phantom section: Flat Section ; Separation distance : 5 mm (The front side of the EUT to the Phantom)

DASY4 Configuration:

- Probe: EX3DV3 - SN3504 ; ConvF(7.33, 7.33, 7.33) ; Calibrated: 2009/1/21
- Sensor-Surface: 3mm (Mechanical Surface Detection)
- Electronics: DAE3 Sn579 ; Calibrated: 2009/7/17
- Phantom: SAM 12 ; Type: SAM V4.0 ; Serial: TP 1202
- Measurement SW: DASY4, V4.7 Build 80 ; Postprocessing SW: SEMCAD, V1.8 Build 186

High Channel 736/Area Scan (5x8x1): Measurement grid: dx=15mm, dy=15mm

Maximum value of SAR (measured) = 0.918 mW/g

High Channel 736/Zoom Scan (7x7x7) (7x7x7)/Cube 0: Measurement grid: dx=5mm, dy=5mm, dz=5mm

Reference Value = 23.1 V/m; Power Drift = -0.047 dB

Peak SAR (extrapolated) = 2.44 W/kg

SAR(1 g) = 0.903 mW/g; SAR(10 g) = 0.385 mW/g

Maximum value of SAR (measured) = 1.24 mW/g

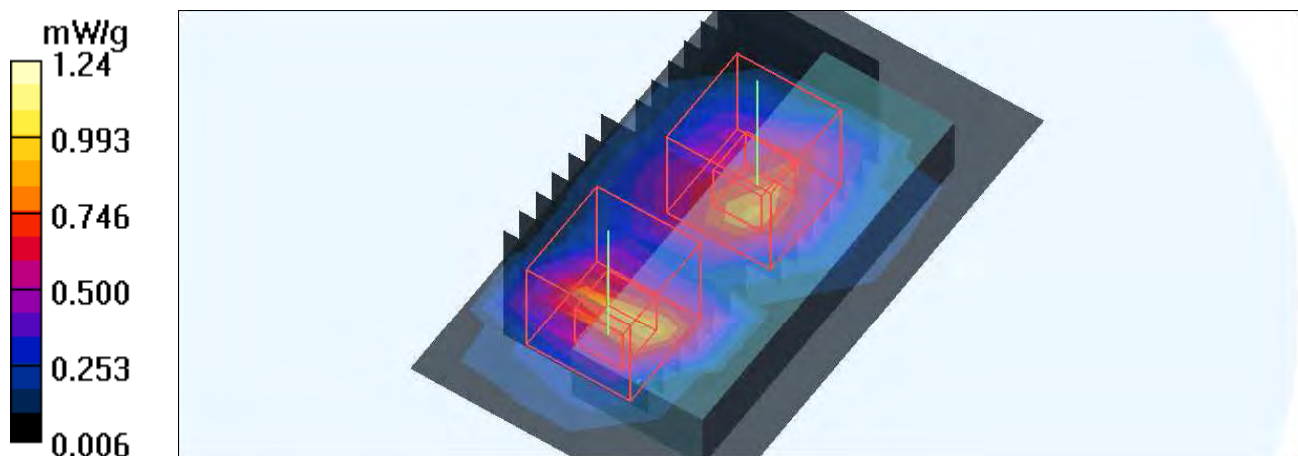
High Channel 736/Zoom Scan (7x7x7) (7x7x7)/Cube 1: Measurement grid: dx=5mm, dy=5mm, dz=5mm

Reference Value = 23.1 V/m; Power Drift = -0.047 dB

Peak SAR (extrapolated) = 1.51 W/kg

SAR(1 g) = 0.754 mW/g; SAR(10 g) = 0.343 mW/g

Maximum value of SAR (measured) = 0.982 mW/g



Test Laboratory: Bureau Veritas ADT

M11-5M-QPSK1_2-Ch0 / Ant 2**DUT: WiMax USB Dongle ; Type: USBw25200**

Communication System: Wimax_2.6GHz 5M ; Frequency: 2498.5 MHz ; Duty Cycle: 1:3.21 ;

Modulation type: QPSK

Medium: MSL2600 Medium parameters used: $f = 2498.5$ MHz; $\sigma = 2.08$ mho/m; $\epsilon_r = 54$; $\rho = 1000$ kg/m³

Phantom section: Flat Section ; Separation distance : 5 mm (The back side of the EUT to the Phantom)

DASY4 Configuration:

- Probe: EX3DV3 - SN3504 ; ConvF(7.53, 7.53, 7.53) ; Calibrated: 2009/1/21
- Sensor-Surface: 3mm (Mechanical Surface Detection)
- Electronics: DAE3 Sn579 ; Calibrated: 2009/7/17
- Phantom: SAM 12 ; Type: SAM V4.0 ; Serial: TP 1202
- Measurement SW: DASY4, V4.7 Build 80 ; Postprocessing SW: SEMCAD, V1.8 Build 186

Low Channel 0/Area Scan (5x8x1): Measurement grid: dx=15mm, dy=15mm

Maximum value of SAR (measured) = 0.488 mW/g

Low Channel 0/Zoom Scan (7x7x7) (7x7x7)/Cube 0: Measurement grid: dx=5mm, dy=5mm, dz=5mm

Reference Value = 13.5 V/m; Power Drift = 0.080 dB

Peak SAR (extrapolated) = 0.719 W/kg

SAR(1 g) = 0.417 mW/g; SAR(10 g) = 0.227 mW/g

Maximum value of SAR (measured) = 0.496 mW/g

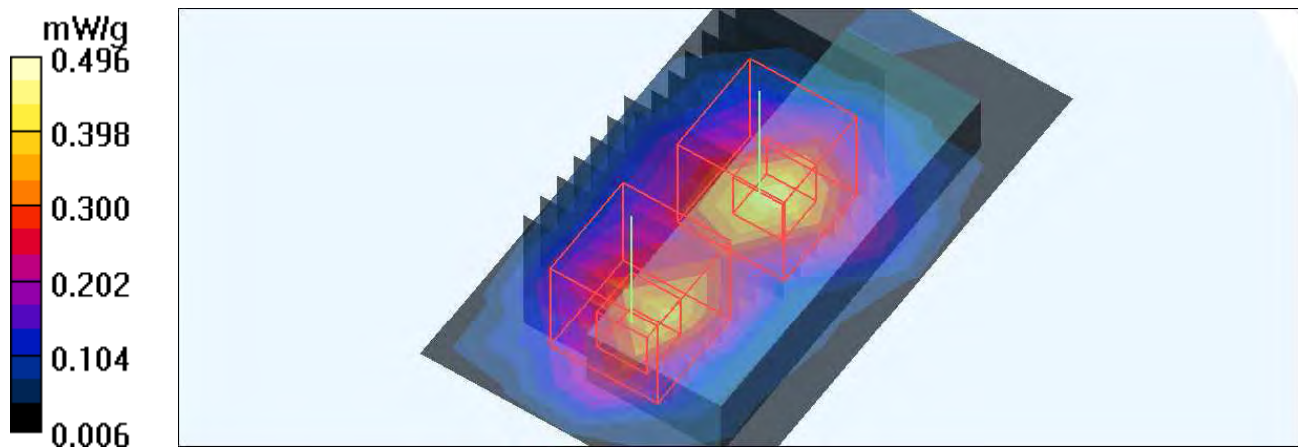
Low Channel 0/Zoom Scan (7x7x7) (7x7x7)/Cube 1: Measurement grid: dx=5mm, dy=5mm, dz=5mm

Reference Value = 13.5 V/m; Power Drift = 0.080 dB

Peak SAR (extrapolated) = 0.703 W/kg

SAR(1 g) = 0.401 mW/g; SAR(10 g) = 0.209 mW/g

Maximum value of SAR (measured) = 0.482 mW/g



Test Laboratory: Bureau Veritas ADT

M11-5M-QPSK1_2-Ch354 / Ant 2**DUT: WiMax USB Dongle ; Type: USBw25200**

Communication System: Wimax_2.6GHz 5M ; Frequency: 2587 MHz ; Duty Cycle: 1:3.21 ; Modulation type: QPSK

Medium: MSL2600 Medium parameters used: $f = 2587$ MHz; $\sigma = 2.19$ mho/m; $\epsilon_r = 53.7$; $\rho = 1000$ kg/m³
Phantom section: Flat Section ; Separation distance : 5 mm (The back side of the EUT to the Phantom)

DASY4 Configuration:

- Probe: EX3DV3 - SN3504 ; ConvF(7.33, 7.33, 7.33) ; Calibrated: 2009/1/21
- Sensor-Surface: 3mm (Mechanical Surface Detection)
- Electronics: DAE3 Sn579 ; Calibrated: 2009/7/17
- Phantom: SAM 12 ; Type: SAM V4.0 ; Serial: TP 1202
- Measurement SW: DASY4, V4.7 Build 80 ; Postprocessing SW: SEMCAD, V1.8 Build 186

Mid Channel 354/Area Scan (5x8x1): Measurement grid: dx=15mm, dy=15mm

Maximum value of SAR (measured) = 0.613 mW/g

Mid Channel 354/Zoom Scan (7x7x7) (7x7x7)/Cube 0: Measurement grid: dx=5mm, dy=5mm, dz=5mm

Reference Value = 14.0 V/m; Power Drift = -0.118 dB

Peak SAR (extrapolated) = 0.921 W/kg

SAR(1 g) = 0.485 mW/g; SAR(10 g) = 0.260 mW/g

Maximum value of SAR (measured) = 0.605 mW/g

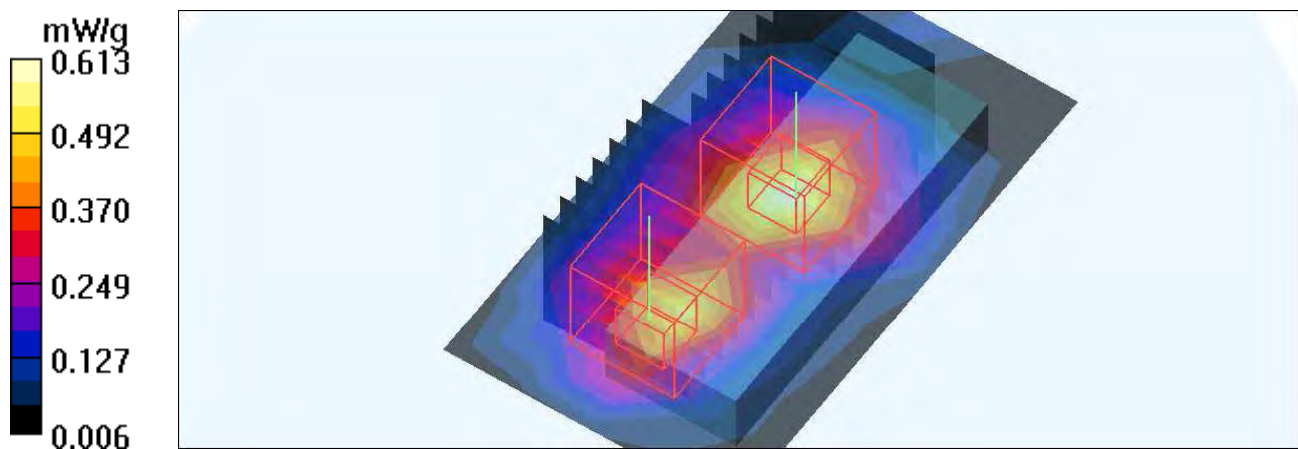
Mid Channel 354/Zoom Scan (7x7x7) (7x7x7)/Cube 1: Measurement grid: dx=5mm, dy=5mm, dz=5mm

Reference Value = 14.0 V/m; Power Drift = -0.118 dB

Peak SAR (extrapolated) = 0.898 W/kg

SAR(1 g) = 0.451 mW/g; SAR(10 g) = 0.245 mW/g

Maximum value of SAR (measured) = 0.585 mW/g



Test Laboratory: Bureau Veritas ADT

M11-5M-QPSK1_2-Ch756 / Ant 2**DUT: WiMax USB Dongle ; Type: USBw25200**

Communication System: Wimax_2.6GHz 5M ; Frequency: 2687.5 MHz ; Duty Cycle: 1:3.21 ;

Modulation type: QPSK

Medium: MSL2600 Medium parameters used: $f = 2687.5$ MHz; $\sigma = 2.24$ mho/m; $\epsilon_r = 53.3$; $\rho = 1000$ kg/m³

Phantom section: Flat Section ; Separation distance : 5 mm (The back side of the EUT to the Phantom)

DASY4 Configuration:

- Probe: EX3DV3 - SN3504 ; ConvF(7.33, 7.33, 7.33) ; Calibrated: 2009/1/21
- Sensor-Surface: 3mm (Mechanical Surface Detection)
- Electronics: DAE3 Sn579 ; Calibrated: 2009/7/17
- Phantom: SAM 12 ; Type: SAM V4.0 ; Serial: TP 1202
- Measurement SW: DASY4, V4.7 Build 80 ; Postprocessing SW: SEMCAD, V1.8 Build 186

High Channel 756/Area Scan (5x8x1): Measurement grid: dx=15mm, dy=15mm

Maximum value of SAR (measured) = 0.534 mW/g

High Channel 756/Zoom Scan (7x7x7) (7x7x7)/Cube 0: Measurement grid: dx=5mm, dy=5mm, dz=5mm

Reference Value = 15.0 V/m; Power Drift = -0.164 dB

Peak SAR (extrapolated) = 0.830 W/kg

SAR(1 g) = 0.423 mW/g; SAR(10 g) = 0.220 mW/g

Maximum value of SAR (measured) = 0.531 mW/g

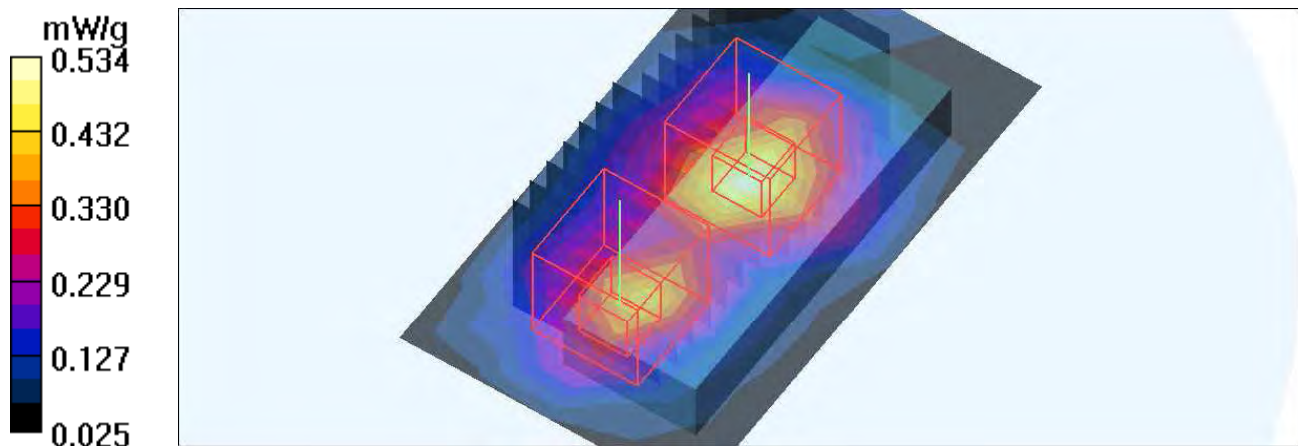
High Channel 756/Zoom Scan (7x7x7) (7x7x7)/Cube 1: Measurement grid: dx=5mm, dy=5mm, dz=5mm

Reference Value = 15.0 V/m; Power Drift = -0.164 dB

Peak SAR (extrapolated) = 0.838 W/kg

SAR(1 g) = 0.368 mW/g; SAR(10 g) = 0.173 mW/g

Maximum value of SAR (measured) = 0.484 mW/g



Test Laboratory: Bureau Veritas ADT

M12-5M-QPSK1_2-Ch0 / Ant 1**DUT: WiMax USB Dongle ; Type: USBw25200**

Communication System: Wimax_2.6GHz 5M ; Frequency: 2498.5 MHz ; Duty Cycle: 1:3.21 ;

Modulation type: QPSK

Medium: MSL2600 Medium parameters used: $f = 2498.5$ MHz; $\sigma = 2.08$ mho/m; $\epsilon_r = 54$; $\rho = 1000$ kg/m³

Phantom section: Flat Section ; Separation distance : 5 mm (The back side of the EUT to the Phantom)

DASY4 Configuration:

- Probe: EX3DV3 - SN3504 ; ConvF(7.53, 7.53, 7.53) ; Calibrated: 2009/1/21
- Sensor-Surface: 3mm (Mechanical Surface Detection)
- Electronics: DAE3 Sn579 ; Calibrated: 2009/7/17
- Phantom: SAM 12 ; Type: SAM V4.0 ; Serial: TP 1202
- Measurement SW: DASY4, V4.7 Build 80 ; Postprocessing SW: SEMCAD, V1.8 Build 186

Low Channel 0/Area Scan (5x8x1): Measurement grid: dx=15mm, dy=15mm

Maximum value of SAR (measured) = 0.488 mW/g

Low Channel 0/Zoom Scan (7x7x7) (7x7x7)/Cube 0: Measurement grid: dx=5mm, dy=5mm, dz=5mm

Reference Value = 12.0 V/m; Power Drift = -0.069 dB

Peak SAR (extrapolated) = 0.695 W/kg

SAR(1 g) = 0.381 mW/g; SAR(10 g) = 0.207 mW/g

Maximum value of SAR (measured) = 0.463 mW/g

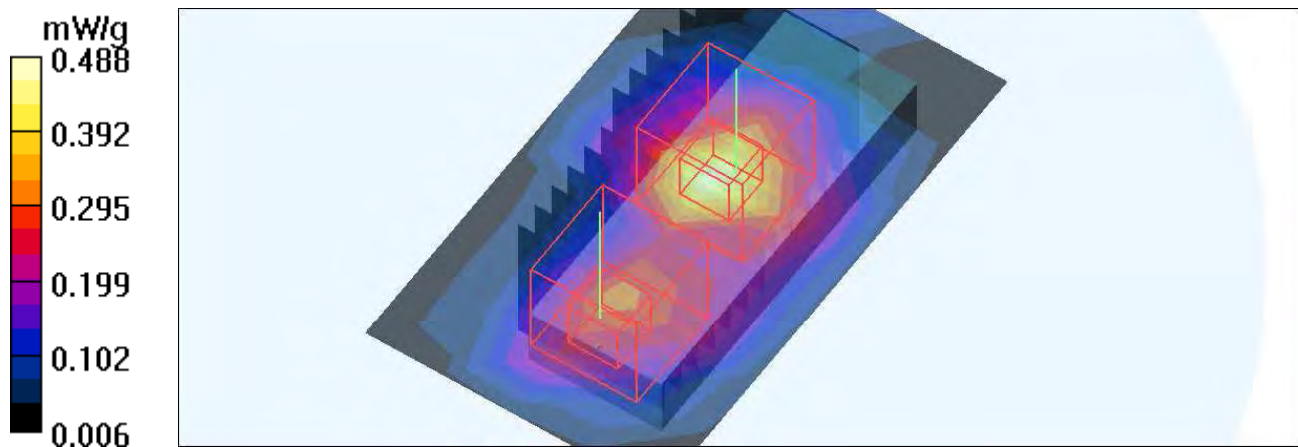
Low Channel 0/Zoom Scan (7x7x7) (7x7x7)/Cube 1: Measurement grid: dx=5mm, dy=5mm, dz=5mm

Reference Value = 12.0 V/m; Power Drift = -0.069 dB

Peak SAR (extrapolated) = 0.660 W/kg

SAR(1 g) = 0.306 mW/g; SAR(10 g) = 0.156 mW/g

Maximum value of SAR (measured) = 0.393 mW/g



Test Laboratory: Bureau Veritas ADT

M12-5M-QPSK1_2-Ch354 / Ant 1**DUT: WiMax USB Dongle ; Type: USBw25200**

Communication System: Wimax_2.6GHz 5M ; Frequency: 2587 MHz ; Duty Cycle: 1:3.21 ; Modulation type: QPSK

Medium: MSL2600 Medium parameters used: $f = 2587$ MHz; $\sigma = 2.19$ mho/m; $\epsilon_r = 53.7$; $\rho = 1000$ kg/m³
Phantom section: Flat Section ; Separation distance : 5 mm (The back side of the EUT to the Phantom)

DASY4 Configuration:

- Probe: EX3DV3 - SN3504 ; ConvF(7.33, 7.33, 7.33) ; Calibrated: 2009/1/21
- Sensor-Surface: 3mm (Mechanical Surface Detection)
- Electronics: DAE3 Sn579 ; Calibrated: 2009/7/17
- Phantom: SAM 12 ; Type: SAM V4.0 ; Serial: TP 1202
- Measurement SW: DASY4, V4.7 Build 80 ; Postprocessing SW: SEMCAD, V1.8 Build 186

Mid Channel 354/Area Scan (5x8x1): Measurement grid: dx=15mm, dy=15mm

Maximum value of SAR (measured) = 0.558 mW/g

Mid Channel 354/Zoom Scan (7x7x7) (7x7x7)/Cube 0: Measurement grid: dx=5mm, dy=5mm, dz=5mm

Reference Value = 15.0 V/m; Power Drift = -0.016 dB

Peak SAR (extrapolated) = 0.838 W/kg

SAR(1 g) = 0.453 mW/g; SAR(10 g) = 0.242 mW/g

Maximum value of SAR (measured) = 0.559 mW/g

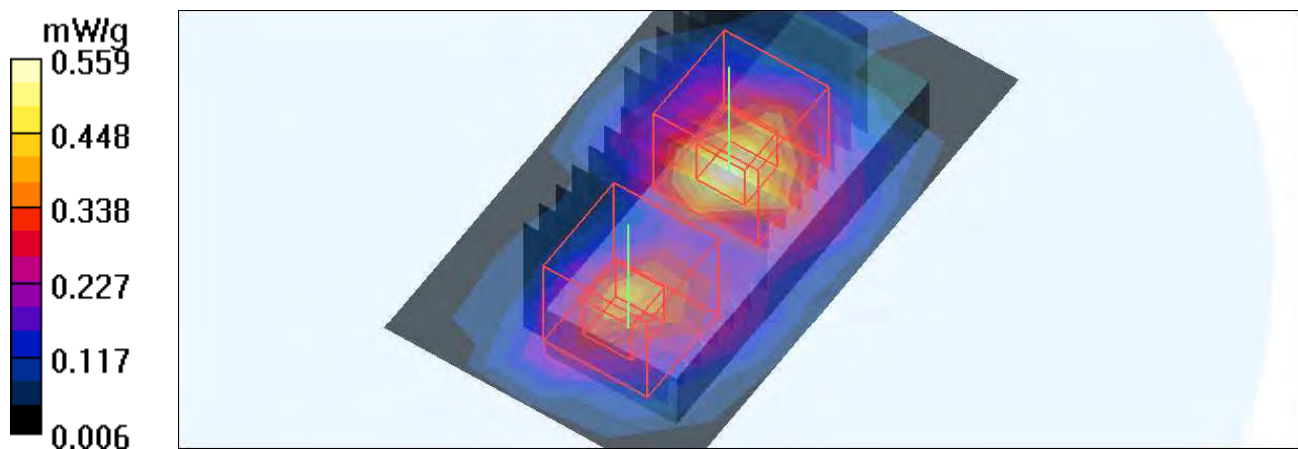
Mid Channel 354/Zoom Scan (7x7x7) (7x7x7)/Cube 1: Measurement grid: dx=5mm, dy=5mm, dz=5mm

Reference Value = 15.0 V/m; Power Drift = -0.016 dB

Peak SAR (extrapolated) = 0.809 W/kg

SAR(1 g) = 0.377 mW/g; SAR(10 g) = 0.183 mW/g

Maximum value of SAR (measured) = 0.482 mW/g



Test Laboratory: Bureau Veritas ADT

M12-5M-QPSK1_2-Ch756 / Ant 1**DUT: WiMax USB Dongle ; Type: USBw25200**

Communication System: Wimax_2.6GHz 5M ; Frequency: 2687.5 MHz ; Duty Cycle: 1:3.21 ;

Modulation type: QPSK

Medium: MSL2600 Medium parameters used: $f = 2687.5$ MHz; $\sigma = 2.24$ mho/m; $\epsilon_r = 53.3$; $\rho = 1000$ kg/m³

Phantom section: Flat Section ; Separation distance : 5 mm (The back side of the EUT to the Phantom)

DASY4 Configuration:

- Probe: EX3DV3 - SN3504 ; ConvF(7.33, 7.33, 7.33) ; Calibrated: 2009/1/21
- Sensor-Surface: 3mm (Mechanical Surface Detection)
- Electronics: DAE3 Sn579 ; Calibrated: 2009/7/17
- Phantom: SAM 12 ; Type: SAM V4.0 ; Serial: TP 1202
- Measurement SW: DASY4, V4.7 Build 80 ; Postprocessing SW: SEMCAD, V1.8 Build 186

High Channel 756/Area Scan (5x8x1): Measurement grid: dx=15mm, dy=15mm

Maximum value of SAR (measured) = 0.489 mW/g

High Channel 756/Zoom Scan (7x7x7) (7x7x7)/Cube 0: Measurement grid: dx=5mm, dy=5mm, dz=5mm

Reference Value = 14.9 V/m; Power Drift = -0.065 dB

Peak SAR (extrapolated) = 0.905 W/kg

SAR(1 g) = 0.406 mW/g; SAR(10 g) = 0.216 mW/g

Maximum value of SAR (measured) = 0.531 mW/g

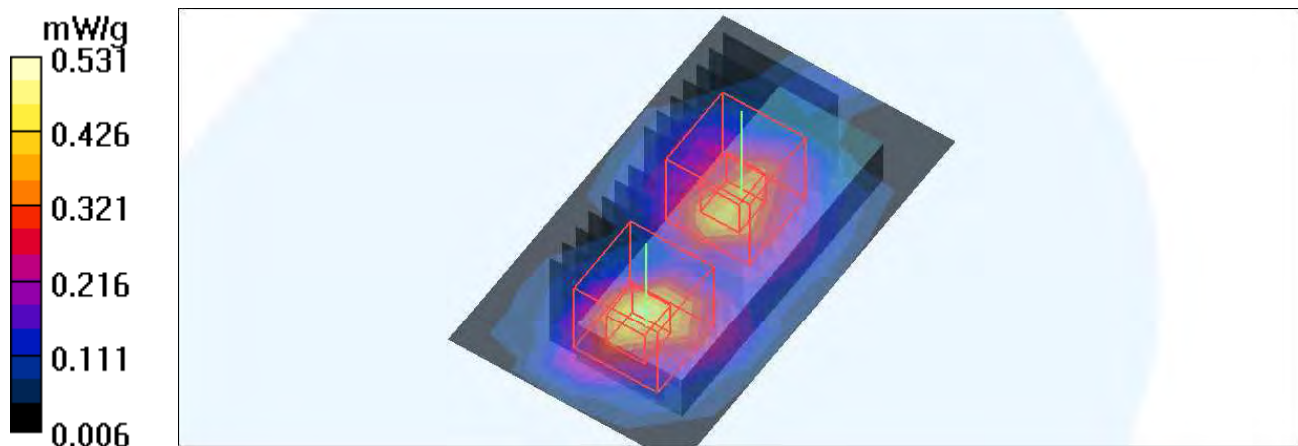
High Channel 756/Zoom Scan (7x7x7) (7x7x7)/Cube 1: Measurement grid: dx=5mm, dy=5mm, dz=5mm

Reference Value = 14.9 V/m; Power Drift = -0.065 dB

Peak SAR (extrapolated) = 0.686 W/kg

SAR(1 g) = 0.348 mW/g; SAR(10 g) = 0.161 mW/g

Maximum value of SAR (measured) = 0.431 mW/g



Test Laboratory: Bureau Veritas ADT

M13-10M-QPSK1_2-Ch0 / Ant 2**DUT: WiMax USB Dongle ; Type: USBw25200**

Communication System: Wimax_2.6GHz 10M ; Frequency: 2501 MHz ; Duty Cycle: 1:3.21 ;

Modulation type: QPSK

Medium: MSL2600 Medium parameters used: $f = 2501$ MHz; $\sigma = 2.08$ mho/m; $\epsilon_r = 53.7$; $\rho = 1000$ kg/m³

Phantom section: Flat Section ; Separation distance : 5 mm (The back side of the EUT to the Phantom)

DASY4 Configuration:

- Probe: EX3DV3 - SN3504 ; ConvF(7.33, 7.33, 7.33) ; Calibrated: 2009/1/21
- Sensor-Surface: 3mm (Mechanical Surface Detection)
- Electronics: DAE3 Sn579 ; Calibrated: 2009/7/17
- Phantom: SAM 12 ; Type: SAM V4.0 ; Serial: TP 1202
- Measurement SW: DASY4, V4.7 Build 80 ; Postprocessing SW: SEMCAD, V1.8 Build 186

Low Channel 0/Area Scan (5x8x1): Measurement grid: dx=15mm, dy=15mm

Maximum value of SAR (measured) = 0.462 mW/g

Low Channel 0/Zoom Scan (7x7x7) (7x7x7)/Cube 0: Measurement grid: dx=5mm, dy=5mm, dz=5mm

Reference Value = 14.7 V/m; Power Drift = -0.074 dB

Peak SAR (extrapolated) = 0.695 W/kg

SAR(1 g) = 0.382 mW/g; SAR(10 g) = 0.204 mW/g

Maximum value of SAR (measured) = 0.466 mW/g

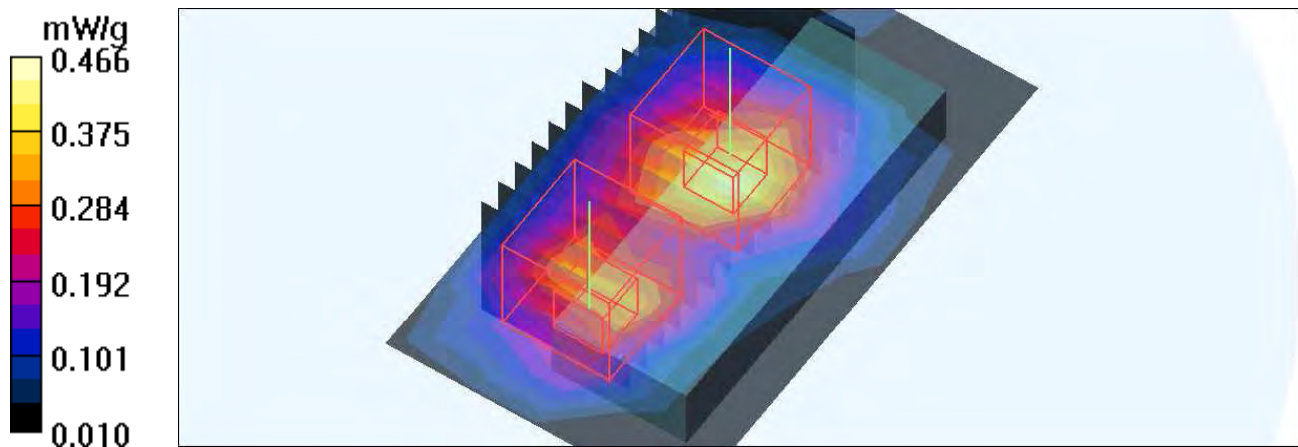
Low Channel 0/Zoom Scan (7x7x7) (7x7x7)/Cube 1: Measurement grid: dx=5mm, dy=5mm, dz=5mm

Reference Value = 14.7 V/m; Power Drift = -0.074 dB

Peak SAR (extrapolated) = 0.675 W/kg

SAR(1 g) = 0.358 mW/g; SAR(10 g) = 0.164 mW/g

Maximum value of SAR (measured) = 0.439 mW/g



Test Laboratory: Bureau Veritas ADT

M13-10M-QPSK1_2-Ch344 / Ant 2**DUT: WiMax USB Dongle ; Type: USBw25200**

Communication System: Wimax_2.6GHz 10M ; Frequency: 2587 MHz ; Duty Cycle: 1:3.21 ;

Modulation type: QPSK

Medium: MSL2600 Medium parameters used: $f = 2587$ MHz; $\sigma = 2.19$ mho/m; $\epsilon_r = 53.7$; $\rho = 1000$ kg/m³

Phantom section: Flat Section ; Separation distance : 5 mm (The back side of the EUT to the Phantom)

DASY4 Configuration:

- Probe: EX3DV3 - SN3504 ; ConvF(7.33, 7.33, 7.33) ; Calibrated: 2009/1/21
- Sensor-Surface: 3mm (Mechanical Surface Detection)
- Electronics: DAE3 Sn579 ; Calibrated: 2009/7/17
- Phantom: SAM 12 ; Type: SAM V4.0 ; Serial: TP 1202
- Measurement SW: DASY4, V4.7 Build 80 ; Postprocessing SW: SEMCAD, V1.8 Build 186

Mid Channel 344/Area Scan (5x8x1): Measurement grid: dx=15mm, dy=15mm

Maximum value of SAR (measured) = 0.584 mW/g

Mid Channel 344/Zoom Scan (7x7x7) (7x7x7)/Cube 0: Measurement grid: dx=5mm, dy=5mm, dz=5mm

Reference Value = 16.8 V/m; Power Drift = -0.128 dB

Peak SAR (extrapolated) = 0.922 W/kg

SAR(1 g) = 0.493 mW/g; SAR(10 g) = 0.259 mW/g

Maximum value of SAR (measured) = 0.615 mW/g

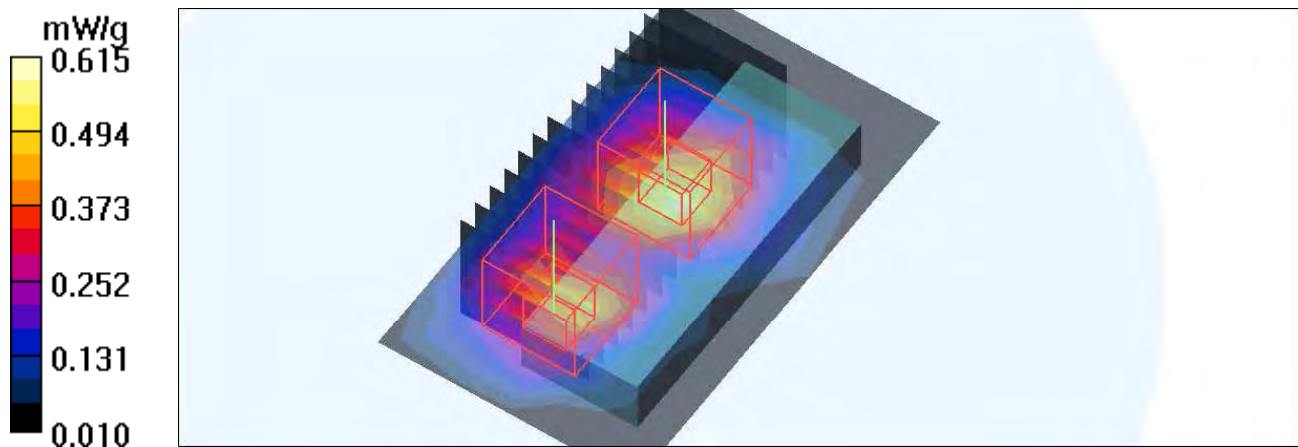
Mid Channel 344/Zoom Scan (7x7x7) (7x7x7)/Cube 1: Measurement grid: dx=5mm, dy=5mm, dz=5mm

Reference Value = 16.8 V/m; Power Drift = -0.128 dB

Peak SAR (extrapolated) = 0.908 W/kg

SAR(1 g) = 0.456 mW/g; SAR(10 g) = 0.210 mW/g

Maximum value of SAR (measured) = 0.604 mW/g



Test Laboratory: Bureau Veritas ADT

M13-10M-QPSK1_2-Ch736 / Ant 2**DUT: WiMax USB Dongle ; Type: USBw25200**

Communication System: Wimax_2.6GHz 10M ; Frequency: 2685 MHz ; Duty Cycle: 1:3.21 ;

Modulation type: QPSK

Medium: MSL2600 Medium parameters used: $f = 2685$ MHz; $\sigma = 2.24$ mho/m; $\epsilon_r = 53.3$; $\rho = 1000$ kg/m³

Phantom section: Flat Section ; Separation distance : 5 mm (The back side of the EUT to the Phantom)

DASY4 Configuration:

- Probe: EX3DV3 - SN3504 ; ConvF(7.33, 7.33, 7.33) ; Calibrated: 2009/1/21
- Sensor-Surface: 3mm (Mechanical Surface Detection)
- Electronics: DAE3 Sn579 ; Calibrated: 2009/7/17
- Phantom: SAM 12 ; Type: SAM V4.0 ; Serial: TP 1202
- Measurement SW: DASY4, V4.7 Build 80 ; Postprocessing SW: SEMCAD, V1.8 Build 186

High Channel 736/Area Scan (5x8x1): Measurement grid: dx=15mm, dy=15mm

Maximum value of SAR (measured) = 0.588 mW/g

High Channel 736/Zoom Scan (7x7x7) (7x7x7)/Cube 0: Measurement grid: dx=5mm, dy=5mm, dz=5mm

Reference Value = 16.6 V/m; Power Drift = -0.152 dB

Peak SAR (extrapolated) = 1.01 W/kg

SAR(1 g) = 0.517 mW/g; SAR(10 g) = 0.265 mW/g

Maximum value of SAR (measured) = 0.660 mW/g

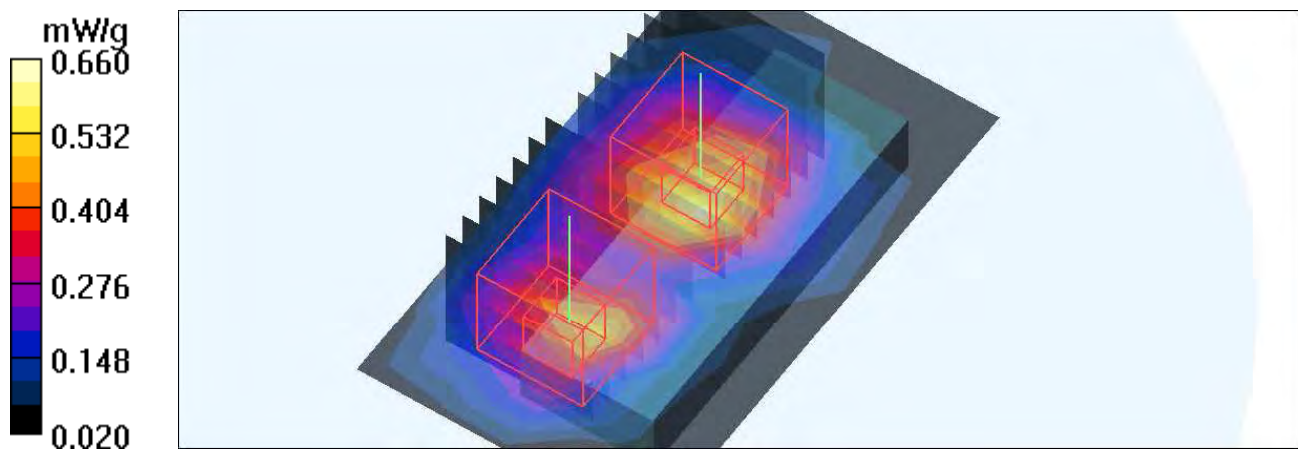
High Channel 736/Zoom Scan (7x7x7) (7x7x7)/Cube 1: Measurement grid: dx=5mm, dy=5mm, dz=5mm

Reference Value = 16.6 V/m; Power Drift = -0.152 dB

Peak SAR (extrapolated) = 0.961 W/kg

SAR(1 g) = 0.452 mW/g; SAR(10 g) = 0.209 mW/g

Maximum value of SAR (measured) = 0.579 mW/g



Test Laboratory: Bureau Veritas ADT

M14-10M-QPSK1_2-Ch0 / Ant 1**DUT: WiMax USB Dongle ; Type: USBw25200**

Communication System: Wimax_2.6GHz 10M ; Frequency: 2501 MHz ; Duty Cycle: 1:3.21 ;

Modulation type: QPSK

Medium: MSL2600 Medium parameters used: $f = 2501$ MHz; $\sigma = 2.08$ mho/m; $\epsilon_r = 53.7$; $\rho = 1000$ kg/m³

Phantom section: Flat Section ; Separation distance : 5 mm (The back side of the EUT to the Phantom)

DASY4 Configuration:

- Probe: EX3DV3 - SN3504 ; ConvF(7.33, 7.33, 7.33) ; Calibrated: 2009/1/21
- Sensor-Surface: 3mm (Mechanical Surface Detection)
- Electronics: DAE3 Sn579 ; Calibrated: 2009/7/17
- Phantom: SAM 12 ; Type: SAM V4.0 ; Serial: TP 1202
- Measurement SW: DASY4, V4.7 Build 80 ; Postprocessing SW: SEMCAD, V1.8 Build 186

Low Channel 0/Area Scan (5x8x1): Measurement grid: dx=15mm, dy=15mm

Maximum value of SAR (measured) = 0.457 mW/g

Low Channel 0/Zoom Scan (7x7x7) (7x7x7)/Cube 0: Measurement grid: dx=5mm, dy=5mm, dz=5mm

Reference Value = 14.7 V/m; Power Drift = -0.063 dB

Peak SAR (extrapolated) = 0.688 W/kg

SAR(1 g) = 0.377 mW/g; SAR(10 g) = 0.201 mW/g

Maximum value of SAR (measured) = 0.460 mW/g

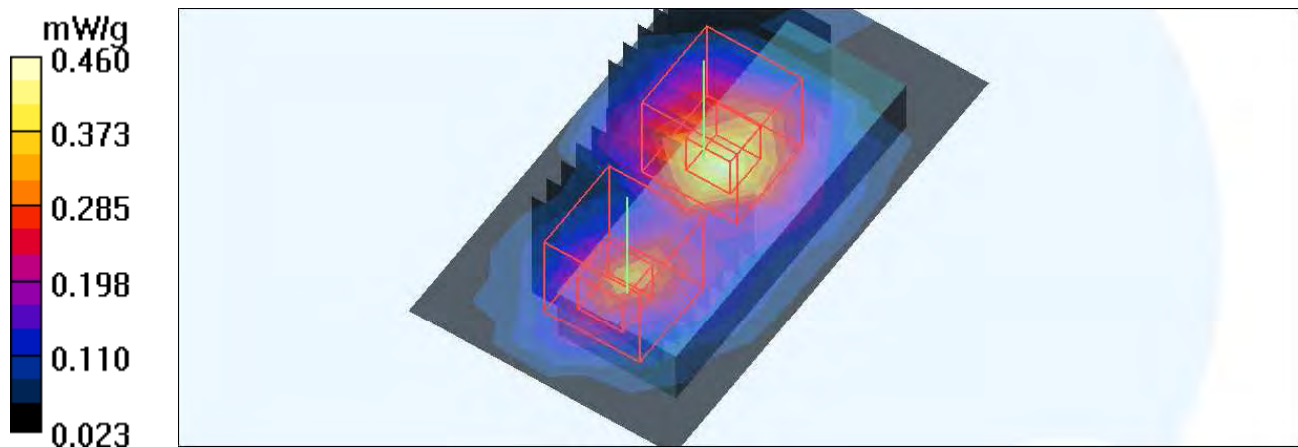
Low Channel 0/Zoom Scan (7x7x7) (7x7x7)/Cube 1: Measurement grid: dx=5mm, dy=5mm, dz=5mm

Reference Value = 14.7 V/m; Power Drift = -0.063 dB

Peak SAR (extrapolated) = 0.643 W/kg

SAR(1 g) = 0.301 mW/g; SAR(10 g) = 0.144 mW/g

Maximum value of SAR (measured) = 0.394 mW/g



Test Laboratory: Bureau Veritas ADT

M14-10M-QPSK1_2-Ch344 / Ant 1**DUT: WiMax USB Dongle ; Type: USBw25200**

Communication System: Wimax_2.6GHz 10M ; Frequency: 2587 MHz ; Duty Cycle: 1:3.21 ;

Modulation type: QPSK

Medium: MSL2600 Medium parameters used: $f = 2587$ MHz; $\sigma = 2.19$ mho/m; $\epsilon_r = 53.7$; $\rho = 1000$ kg/m³

Phantom section: Flat Section ; Separation distance : 5 mm (The back side of the EUT to the Phantom)

DASY4 Configuration:

- Probe: EX3DV3 - SN3504 ; ConvF(7.33, 7.33, 7.33) ; Calibrated: 2009/1/21
- Sensor-Surface: 3mm (Mechanical Surface Detection)
- Electronics: DAE3 Sn579 ; Calibrated: 2009/7/17
- Phantom: SAM 12 ; Type: SAM V4.0 ; Serial: TP 1202
- Measurement SW: DASY4, V4.7 Build 80 ; Postprocessing SW: SEMCAD, V1.8 Build 186

Mid Channel 344/Area Scan (5x8x1): Measurement grid: dx=15mm, dy=15mm

Maximum value of SAR (measured) = 0.546 mW/g

Mid Channel 344/Zoom Scan (7x7x7) (7x7x7)/Cube 0: Measurement grid: dx=5mm, dy=5mm, dz=5mm

Reference Value = 15.7 V/m; Power Drift = -0.092 dB

Peak SAR (extrapolated) = 0.866 W/kg

SAR(1 g) = 0.463 mW/g; SAR(10 g) = 0.242 mW/g

Maximum value of SAR (measured) = 0.576 mW/g

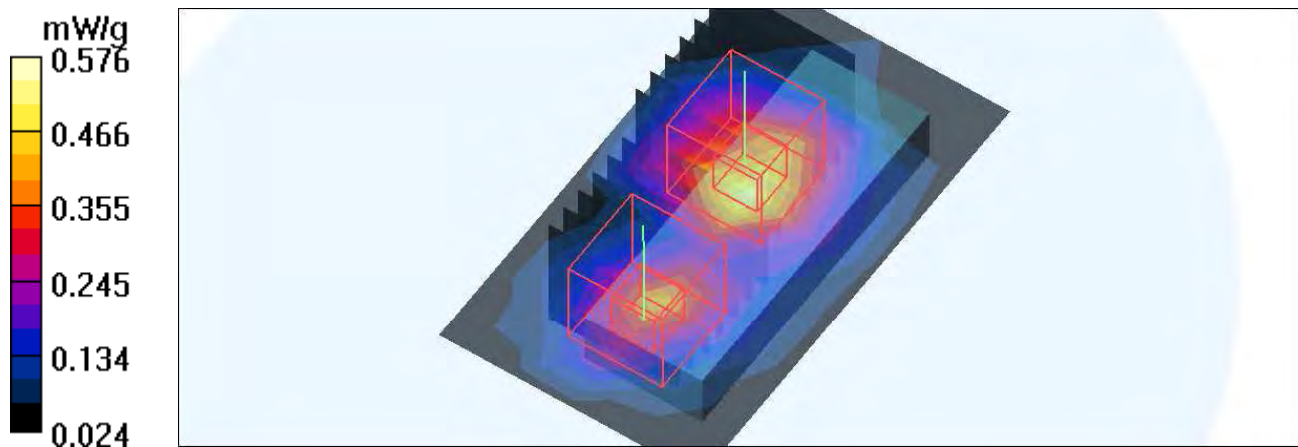
Mid Channel 344/Zoom Scan (7x7x7) (7x7x7)/Cube 1: Measurement grid: dx=5mm, dy=5mm, dz=5mm

Reference Value = 15.7 V/m; Power Drift = -0.092 dB

Peak SAR (extrapolated) = 0.804 W/kg

SAR(1 g) = 0.372 mW/g; SAR(10 g) = 0.175 mW/g

Maximum value of SAR (measured) = 0.492 mW/g



Test Laboratory: Bureau Veritas ADT

M14-10M-QPSK1_2-Ch736 / Ant 1

DUT: WiMax USB Dongle ; Type: USBw25200

Communication System: Wimax_2.6GHz 10M ; Frequency: 2685 MHz ; Duty Cycle: 1:3.21 ;

Modulation type: QPSK

Medium: MSL2600 Medium parameters used: $f = 2685$ MHz; $\sigma = 2.24$ mho/m; $\epsilon_r = 53.3$; $\rho = 1000$ kg/m³

Phantom section: Flat Section ; Separation distance : 5 mm (The back side of the EUT to the Phantom)

DASY4 Configuration:

- Probe: EX3DV3 - SN3504 ; ConvF(7.33, 7.33, 7.33) ; Calibrated: 2009/1/21
- Sensor-Surface: 3mm (Mechanical Surface Detection)
- Electronics: DAE3 Sn579 ; Calibrated: 2009/7/17
- Phantom: SAM 12 ; Type: SAM V4.0 ; Serial: TP 1202
- Measurement SW: DASY4, V4.7 Build 80 ; Postprocessing SW: SEMCAD, V1.8 Build 186

High Channel 736/Area Scan (5x8x1): Measurement grid: dx=15mm, dy=15mm

Maximum value of SAR (measured) = 0.592 mW/g

High Channel 736/Zoom Scan (7x7x7) (7x7x7)/Cube 0: Measurement grid: dx=5mm, dy=5mm, dz=5mm

Reference Value = 14.2 V/m; Power Drift = -0.137 dB

Peak SAR (extrapolated) = 0.917 W/kg

SAR(1 g) = 0.473 mW/g; SAR(10 g) = 0.244 mW/g

Maximum value of SAR (measured) = 0.605 mW/g

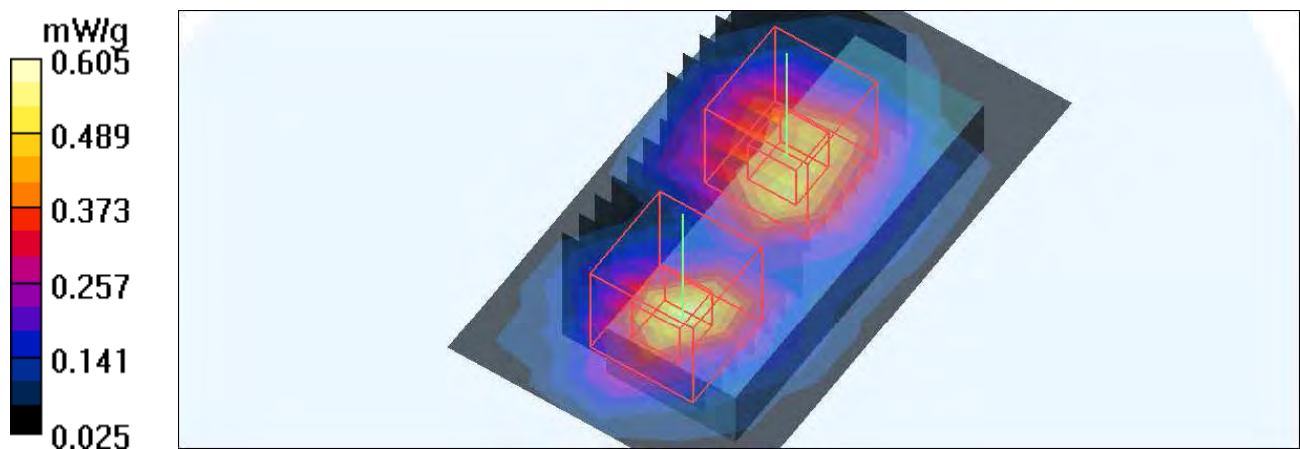
High Channel 736/Zoom Scan (7x7x7) (7x7x7)/Cube 1: Measurement grid: dx=5mm, dy=5mm, dz=5mm

Reference Value = 14.2 V/m; Power Drift = -0.137 dB

Peak SAR (extrapolated) = 0.896 W/kg

SAR(1 g) = 0.399 mW/g; SAR(10 g) = 0.185 mW/g

Maximum value of SAR (measured) = 0.514 mW/g



Test Laboratory: Bureau Veritas ADT

M15-5M-QPSK1_2-Ch354 / Ant 2**DUT: WiMax USB Dongle ; Type: USBw25200**

Communication System: Wimax_2.6GHz 5M ; Frequency: 2587 MHz ; Duty Cycle: 1:3.21 ; Modulation type: QPSK

Medium: MSL2600 Medium parameters used: $f = 2587$ MHz; $\sigma = 2.19$ mho/m; $\epsilon_r = 53.7$; $\rho = 1000$ kg/m³

Phantom section: Flat Section ; Separation distance : 5 mm (The right edge side of the EUT to the Phantom)

DASY4 Configuration:

- Probe: EX3DV3 - SN3504 ; ConvF(7.33, 7.33, 7.33) ; Calibrated: 2009/1/21
- Sensor-Surface: 3mm (Mechanical Surface Detection)
- Electronics: DAE3 Sn579 ; Calibrated: 2009/7/17
- Phantom: SAM 12 ; Type: SAM V4.0 ; Serial: TP 1202
- Measurement SW: DASY4, V4.7 Build 80 ; Postprocessing SW: SEMCAD, V1.8 Build 186

Mid Channel 354/Area Scan (5x8x1): Measurement grid: dx=15mm, dy=15mm

Maximum value of SAR (measured) = 0.442 mW/g

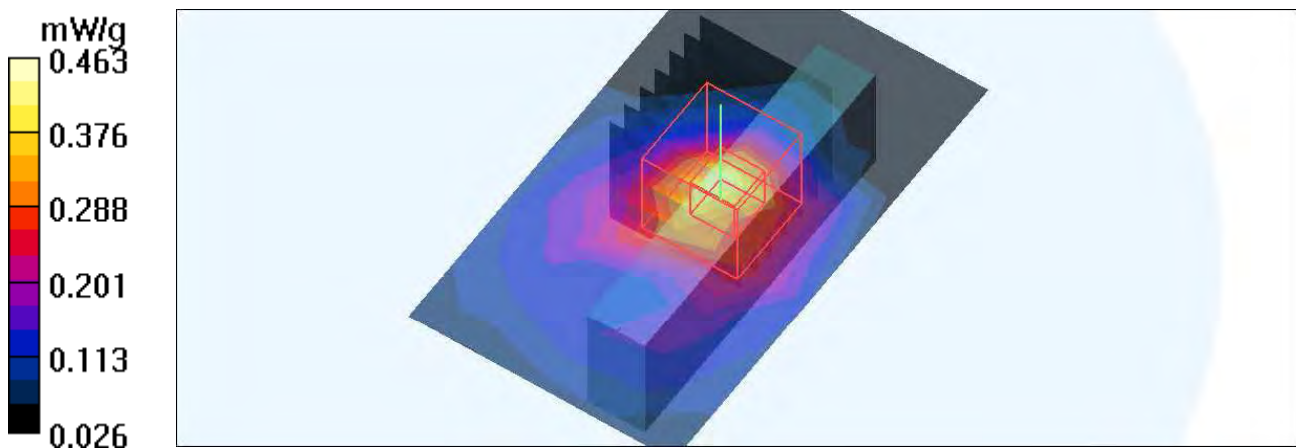
Mid Channel 354/Zoom Scan (7x7x7) (7x7x7)/Cube 0: Measurement grid: dx=5mm, dy=5mm, dz=5mm

Reference Value = 14.9 V/m; Power Drift = -0.071 dB

Peak SAR (extrapolated) = 0.713 W/kg

SAR(1 g) = **0.362 mW/g**; SAR(10 g) = **0.192 mW/g**

Maximum value of SAR (measured) = 0.463 mW/g



Test Laboratory: Bureau Veritas ADT

M16-5M-QPSK1_2-Ch0 / Ant 1**DUT: WiMax USB Dongle ; Type: USBw25200**Communication System: Wimax_2.6GHz 5M ; Frequency: 2498.5 MHz ; Duty Cycle: 1:3.21 ;
Modulation type: QPSKMedium: MSL2600 Medium parameters used: $f = 2498.5$ MHz; $\sigma = 2.08$ mho/m; $\epsilon_r = 54$; $\rho = 1000$ kg/m³
Phantom section: Flat Section ; Separation distance : 5 mm (The right edge side of the EUT to the Phantom)

DASY4 Configuration:

- Probe: EX3DV3 - SN3504 ; ConvF(7.53, 7.53, 7.53) ; Calibrated: 2009/1/21
- Sensor-Surface: 3mm (Mechanical Surface Detection)
- Electronics: DAE3 Sn579 ; Calibrated: 2009/7/17
- Phantom: SAM 12 ; Type: SAM V4.0 ; Serial: TP 1202
- Measurement SW: DASY4, V4.7 Build 80 ; Postprocessing SW: SEMCAD, V1.8 Build 186

Low Channel 0/Area Scan (5x8x1): Measurement grid: dx=15mm, dy=15mm

Maximum value of SAR (measured) = 0.881 mW/g

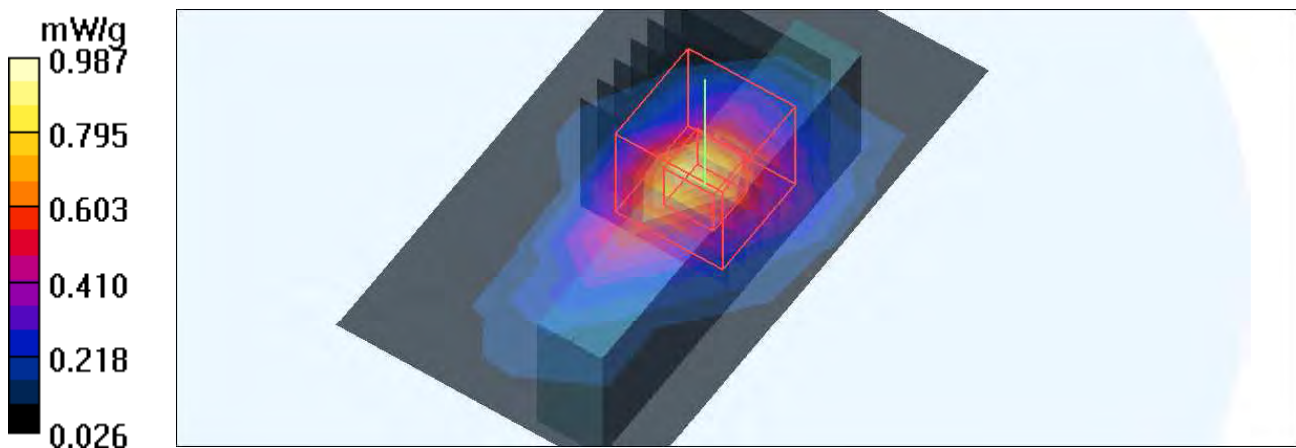
Low Channel 0/Zoom Scan (7x7x7) (7x7x7)/Cube 0: Measurement grid: dx=5mm, dy=5mm, dz=5mm

Reference Value = 18.8 V/m; Power Drift = -0.109 dB

Peak SAR (extrapolated) = 1.51 W/kg

SAR(1 g) = 0.753 mW/g; SAR(10 g) = 0.358 mW/g

Maximum value of SAR (measured) = 0.987 mW/g



Test Laboratory: Bureau Veritas ADT

M16-5M-QPSK1_2-Ch354 / Ant 1**DUT: WiMax USB Dongle ; Type: USBw25200**

Communication System: Wimax_2.6GHz 5M ; Frequency: 2587 MHz ; Duty Cycle: 1:3.21 ; Modulation type: QPSK

Medium: MSL2600 Medium parameters used: $f = 2587$ MHz; $\sigma = 2.19$ mho/m; $\epsilon_r = 53.7$; $\rho = 1000$ kg/m³

Phantom section: Flat Section ; Separation distance : 5 mm (The right edge side of the EUT to the Phantom)

DASY4 Configuration:

- Probe: EX3DV3 - SN3504 ; ConvF(7.33, 7.33, 7.33) ; Calibrated: 2009/1/21
- Sensor-Surface: 3mm (Mechanical Surface Detection)
- Electronics: DAE3 Sn579 ; Calibrated: 2009/7/17
- Phantom: SAM 12 ; Type: SAM V4.0 ; Serial: TP 1202
- Measurement SW: DASY4, V4.7 Build 80 ; Postprocessing SW: SEMCAD, V1.8 Build 186

Mid Channel 354/Area Scan (5x8x1): Measurement grid: dx=15mm, dy=15mm

Maximum value of SAR (measured) = 1.05 mW/g

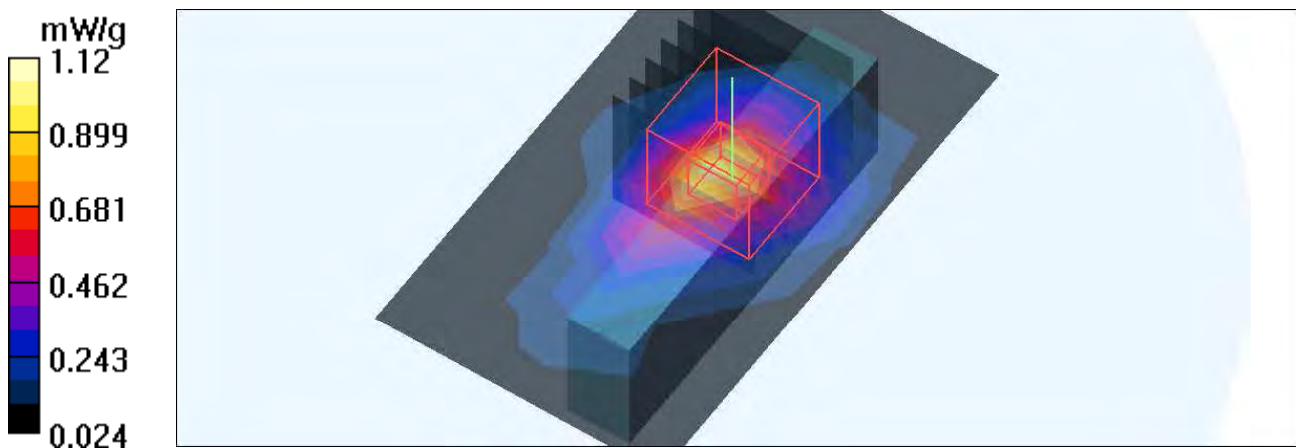
Mid Channel 354/Zoom Scan (7x7x7) (7x7x7)/Cube 0: Measurement grid: dx=5mm, dy=5mm, dz=5mm

Reference Value = 22.1 V/m; Power Drift = -0.079 dB

Peak SAR (extrapolated) = 1.82 W/kg

SAR(1 g) = **0.851 mW/g**; SAR(10 g) = 0.383 mW/g

Maximum value of SAR (measured) = 1.12 mW/g



Test Laboratory: Bureau Veritas ADT

M16-5M-QPSK1_2-Ch756 / Ant 1**DUT: WiMax USB Dongle ; Type: USBw25200**Communication System: Wimax_2.6GHz 5M ; Frequency: 2687.5 MHz ; Duty Cycle: 1:3.21 ;
Modulation type: QPSKMedium: MSL2600 Medium parameters used: $f = 2687.5$ MHz; $\sigma = 2.24$ mho/m; $\epsilon_r = 53.3$; $\rho = 1000$ kg/m³

Phantom section: Flat Section ; Separation distance : 5 mm (The right edge side of the EUT to the Phantom)

DASY4 Configuration:

- Probe: EX3DV3 - SN3504 ; ConvF(7.33, 7.33, 7.33) ; Calibrated: 2009/1/21
- Sensor-Surface: 3mm (Mechanical Surface Detection)
- Electronics: DAE3 Sn579 ; Calibrated: 2009/7/17
- Phantom: SAM 12 ; Type: SAM V4.0 ; Serial: TP 1202
- Measurement SW: DASY4, V4.7 Build 80 ; Postprocessing SW: SEMCAD, V1.8 Build 186

High Channel 756/Area Scan (5x8x1): Measurement grid: dx=15mm, dy=15mm

Maximum value of SAR (measured) = 0.977 mW/g

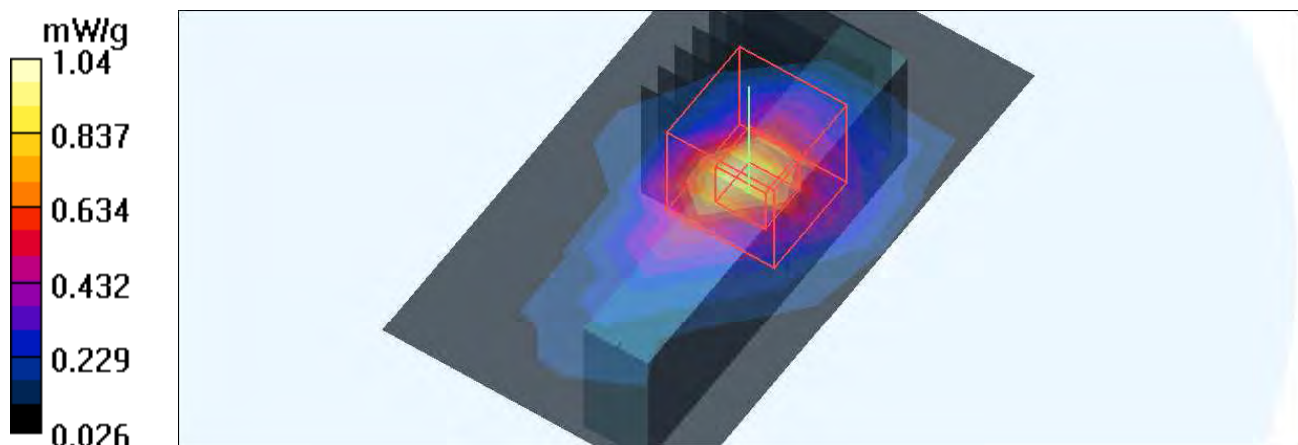
High Channel 756/Zoom Scan (7x7x7) (7x7x7)/Cube 0: Measurement grid: dx=5mm, dy=5mm, dz=5mm

Reference Value = 21.3 V/m; Power Drift = -0.112 dB

Peak SAR (extrapolated) = 1.69 W/kg

SAR(1 g) = **0.792 mW/g**; SAR(10 g) = 0.366 mW/g

Maximum value of SAR (measured) = 1.04 mW/g



Test Laboratory: Bureau Veritas ADT

M17-10M-QPSK1_2-Ch344 / Ant 2**DUT: WiMax USB Dongle ; Type: USBw25200**

Communication System: Wimax_2.6GHz 10M ; Frequency: 2587 MHz ; Duty Cycle: 1:3.21 ;

Modulation type: QPSK

Medium: MSL2600 Medium parameters used: $f = 2587$ MHz; $\sigma = 2.19$ mho/m; $\epsilon_r = 53.7$; $\rho = 1000$ kg/m³

Phantom section: Flat Section ; Separation distance : 5 mm (The right edge side of the EUT to the Phantom)

DASY4 Configuration:

- Probe: EX3DV3 - SN3504 ; ConvF(7.33, 7.33, 7.33) ; Calibrated: 2009/1/21
- Sensor-Surface: 3mm (Mechanical Surface Detection)
- Electronics: DAE3 Sn579 ; Calibrated: 2009/7/17
- Phantom: SAM 12 ; Type: SAM V4.0 ; Serial: TP 1202
- Measurement SW: DASY4, V4.7 Build 80 ; Postprocessing SW: SEMCAD, V1.8 Build 186

Mid Channel 344/Area Scan (5x8x1): Measurement grid: dx=15mm, dy=15mm

Maximum value of SAR (measured) = 0.353 mW/g

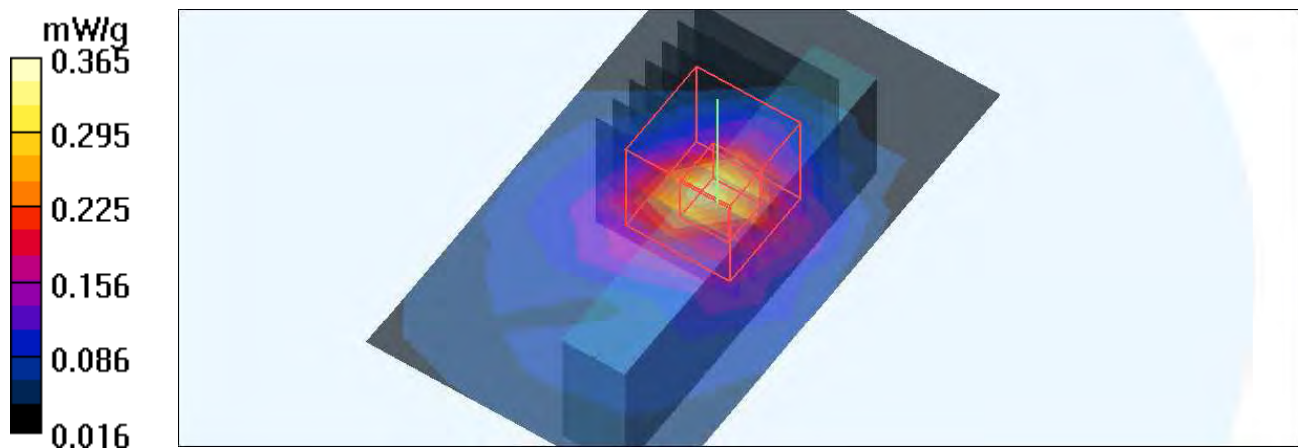
Mid Channel 344/Zoom Scan (7x7x7) (7x7x7)/Cube 0: Measurement grid: dx=5mm, dy=5mm, dz=5mm

Reference Value = 13.1 V/m; Power Drift = -0.053 dB

Peak SAR (extrapolated) = 0.569 W/kg

SAR(1 g) = 0.287 mW/g; SAR(10 g) = 0.140 mW/g

Maximum value of SAR (measured) = 0.365 mW/g



Test Laboratory: Bureau Veritas ADT

M18-10M-QPSK1_2-Ch0 / Ant 1**DUT: WiMax USB Dongle ; Type: USBw25200**

Communication System: Wimax_2.6GHz 10M ; Frequency: 2501 MHz ; Duty Cycle: 1:3.21 ;

Modulation type: QPSK

Medium: MSL2600 Medium parameters used: $f = 2501$ MHz; $\sigma = 2.08$ mho/m; $\epsilon_r = 53.7$; $\rho = 1000$ kg/m³

Phantom section: Flat Section ; Separation distance : 5 mm (The right edge side of the EUT to the Phantom)

DASY4 Configuration:

- Probe: EX3DV3 - SN3504 ; ConvF(7.33, 7.33, 7.33) ; Calibrated: 2009/1/21

- Sensor-Surface: 3mm (Mechanical Surface Detection)

- Electronics: DAE3 Sn579 ; Calibrated: 2009/7/17

- Phantom: SAM 12 ; Type: SAM V4.0 ; Serial: TP 1202

- Measurement SW: DASY4, V4.7 Build 80 ; Postprocessing SW: SEMCAD, V1.8 Build 186

Low Channel 0/Area Scan (5x8x1): Measurement grid: dx=15mm, dy=15mm

Maximum value of SAR (measured) = 0.823 mW/g

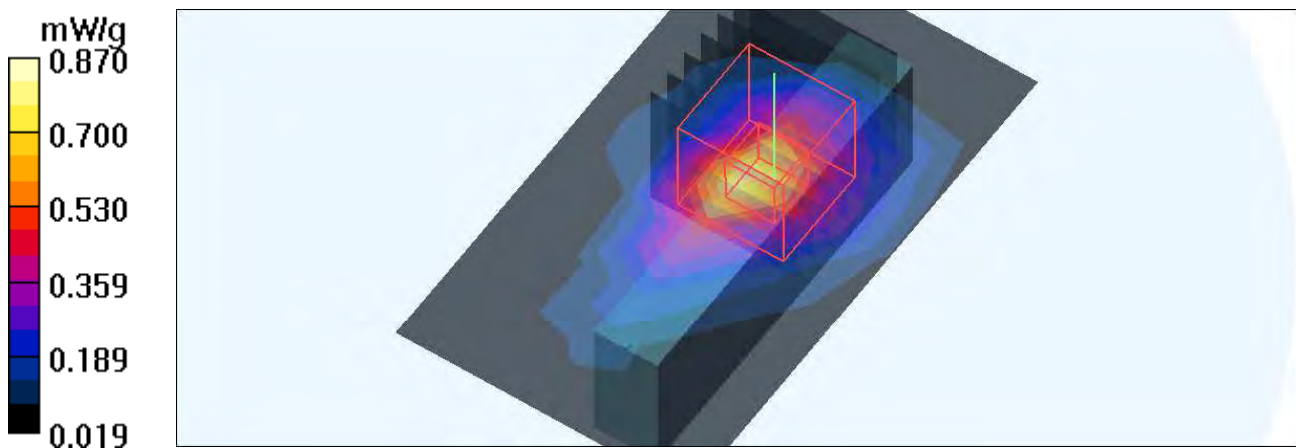
Low Channel 0/Zoom Scan (7x7x7) (7x7x7)/Cube 0: Measurement grid: dx=5mm, dy=5mm, dz=5mm

Reference Value = 19.3 V/m; Power Drift = -0.103 dB

Peak SAR (extrapolated) = 1.34 W/kg

SAR(1 g) = 0.668 mW/g; SAR(10 g) = 0.319 mW/g

Maximum value of SAR (measured) = 0.870 mW/g



Test Laboratory: Bureau Veritas ADT

M18-10M-QPSK1_2-Ch344 / Ant 1**DUT: WiMax USB Dongle ; Type: USBw25200**

Communication System: Wimax_2.6GHz 10M ; Frequency: 2587 MHz ; Duty Cycle: 1:3.21 ;

Modulation type: QPSK

Medium: MSL2600 Medium parameters used: $f = 2587$ MHz; $\sigma = 2.19$ mho/m; $\epsilon_r = 53.7$; $\rho = 1000$ kg/m³

Phantom section: Flat Section ; Separation distance : 5 mm (The right edge side of the EUT to the Phantom)

DASY4 Configuration:

- Probe: EX3DV3 - SN3504 ; ConvF(7.33, 7.33, 7.33) ; Calibrated: 2009/1/21

- Sensor-Surface: 3mm (Mechanical Surface Detection)

- Electronics: DAE3 Sn579 ; Calibrated: 2009/7/17

- Phantom: SAM 12 ; Type: SAM V4.0 ; Serial: TP 1202

- Measurement SW: DASY4, V4.7 Build 80 ; Postprocessing SW: SEMCAD, V1.8 Build 186

Mid Channel 344/Area Scan (5x8x1): Measurement grid: dx=15mm, dy=15mm

Maximum value of SAR (measured) = 0.955 mW/g

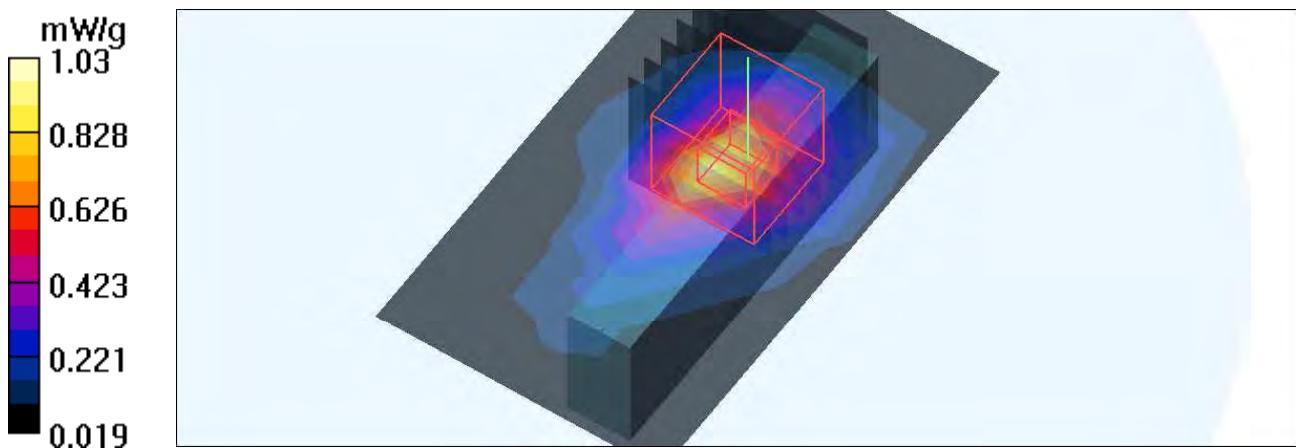
Mid Channel 344/Zoom Scan (7x7x7) (7x7x7)/Cube 0: Measurement grid: dx=5mm, dy=5mm, dz=5mm

Reference Value = 20.1 V/m; Power Drift = -0.138 dB

Peak SAR (extrapolated) = 1.66 W/kg

SAR(1 g) = 0.796 mW/g; SAR(10 g) = 0.369 mW/g

Maximum value of SAR (measured) = 1.03 mW/g



Test Laboratory: Bureau Veritas ADT

M18-10M-QPSK1_2-Ch736 / Ant 1**DUT: WiMax USB Dongle ; Type: USBw25200**

Communication System: Wimax_2.6GHz 10M ; Frequency: 2685 MHz ; Duty Cycle: 1:3.21 ;

Modulation type: QPSK

Medium: MSL2600 Medium parameters used: $f = 2685$ MHz; $\sigma = 2.24$ mho/m; $\epsilon_r = 53.3$; $\rho = 1000$ kg/m³

Phantom section: Flat Section ; Separation distance : 5 mm (The right edge side of the EUT to the Phantom)

DASY4 Configuration:

- Probe: EX3DV3 - SN3504 ; ConvF(7.33, 7.33, 7.33) ; Calibrated: 2009/1/21
- Sensor-Surface: 3mm (Mechanical Surface Detection)
- Electronics: DAE3 Sn579 ; Calibrated: 2009/7/17
- Phantom: SAM 12 ; Type: SAM V4.0 ; Serial: TP 1202
- Measurement SW: DASY4, V4.7 Build 80 ; Postprocessing SW: SEMCAD, V1.8 Build 186

High Channel 736/Area Scan (5x8x1): Measurement grid: dx=15mm, dy=15mm

Maximum value of SAR (measured) = 0.932 mW/g

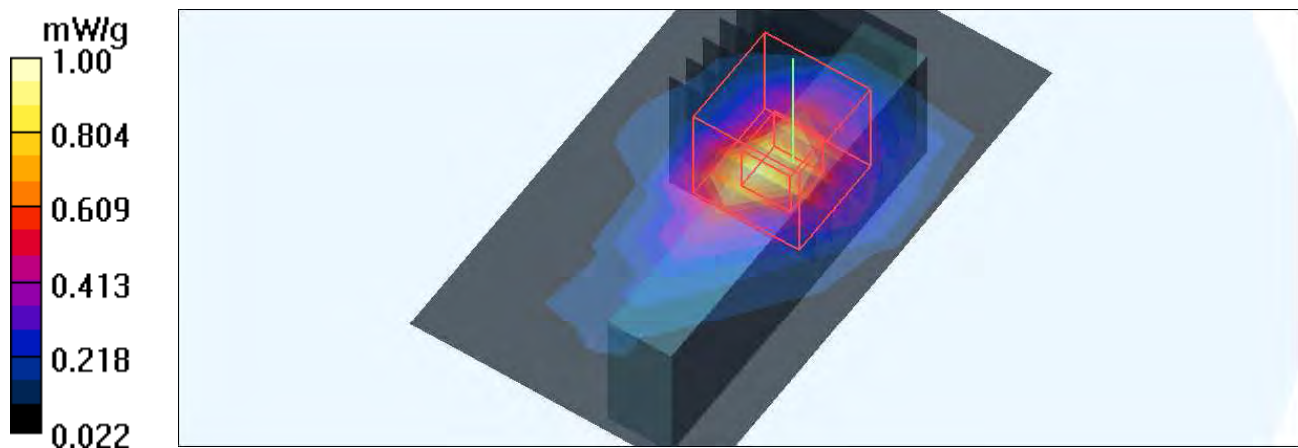
High Channel 736/Zoom Scan (7x7x7) (7x7x7)/Cube 0: Measurement grid: dx=5mm, dy=5mm, dz=5mm

Reference Value = 20.1 V/m; Power Drift = -0.032 dB

Peak SAR (extrapolated) = 1.62 W/kg

SAR(1 g) = 0.767 mW/g; SAR(10 g) = 0.350 mW/g

Maximum value of SAR (measured) = 1.00 mW/g



Test Laboratory: Bureau Veritas ADT

M19-5M-QPSK1_2-Ch0 / Ant 2**DUT: WiMax USB Dongle ; Type: USBw25200**Communication System: Wimax_2.6GHz 5M ; Frequency: 2498.5 MHz ; Duty Cycle: 1:3.21 ;
Modulation type: QPSKMedium: MSL2600 Medium parameters used: $f = 2498.5$ MHz; $\sigma = 2.08$ mho/m; $\epsilon_r = 54$; $\rho = 1000$ kg/m³
Phantom section: Flat Section ; Separation distance : 5 mm (The left edge side of the EUT to the Phantom)

DASY4 Configuration:

- Probe: EX3DV3 - SN3504 ; ConvF(7.53, 7.53, 7.53) ; Calibrated: 2009/1/21
- Sensor-Surface: 3mm (Mechanical Surface Detection)
- Electronics: DAE3 Sn579 ; Calibrated: 2009/7/17
- Phantom: SAM 12 ; Type: SAM V4.0 ; Serial: TP 1202
- Measurement SW: DASY4, V4.7 Build 80 ; Postprocessing SW: SEMCAD, V1.8 Build 186

Low Channel 0/Area Scan (5x8x1): Measurement grid: dx=15mm, dy=15mm

Maximum value of SAR (measured) = 0.716 mW/g

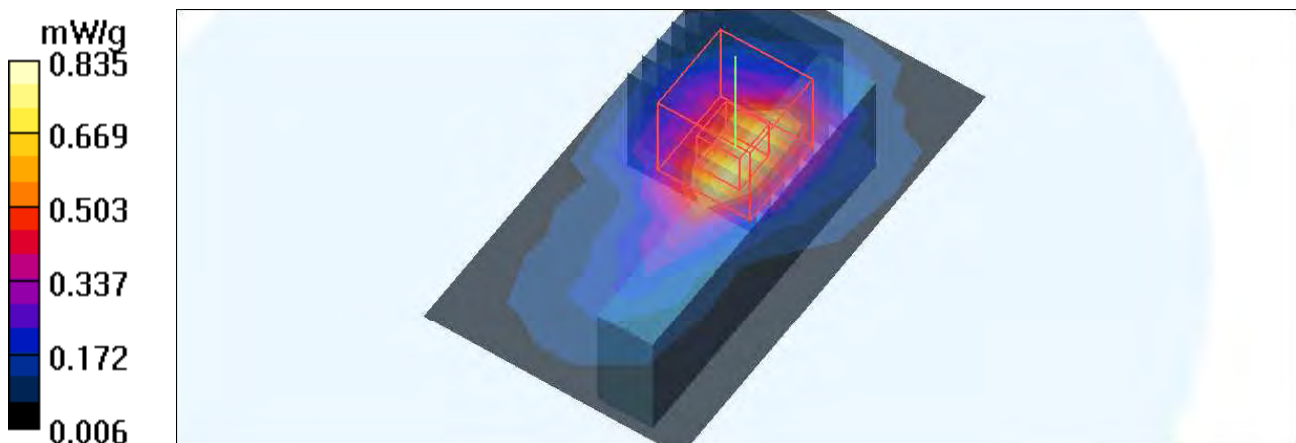
Low Channel 0/Zoom Scan (7x7x7) (7x7x7)/Cube 0: Measurement grid: dx=5mm, dy=5mm, dz=5mm

Reference Value = 18.0 V/m; Power Drift = -0.161 dB

Peak SAR (extrapolated) = 1.29 W/kg

SAR(1 g) = 0.635 mW/g; SAR(10 g) = 0.298 mW/g

Maximum value of SAR (measured) = 0.835 mW/g



Test Laboratory: Bureau Veritas ADT

M19-5M-QPSK1_2-Ch354 / Ant 2**DUT: WiMax USB Dongle ; Type: USBw25200**

Communication System: Wimax_2.6GHz 5M ; Frequency: 2587 MHz ; Duty Cycle: 1:3.21 ; Modulation type: QPSK

Medium: MSL2600 Medium parameters used: $f = 2587$ MHz; $\sigma = 2.19$ mho/m; $\epsilon_r = 53.7$; $\rho = 1000$ kg/m³

Phantom section: Flat Section ; Separation distance : 5 mm (The left edge side of the EUT to the Phantom)

DASY4 Configuration:

- Probe: EX3DV3 - SN3504 ; ConvF(7.33, 7.33, 7.33) ; Calibrated: 2009/1/21
- Sensor-Surface: 3mm (Mechanical Surface Detection)
- Electronics: DAE3 Sn579 ; Calibrated: 2009/7/17
- Phantom: SAM 12 ; Type: SAM V4.0 ; Serial: TP 1202
- Measurement SW: DASY4, V4.7 Build 80 ; Postprocessing SW: SEMCAD, V1.8 Build 186

Mid Channel 354/Area Scan (5x8x1): Measurement grid: dx=15mm, dy=15mm

Maximum value of SAR (measured) = 1.11 mW/g

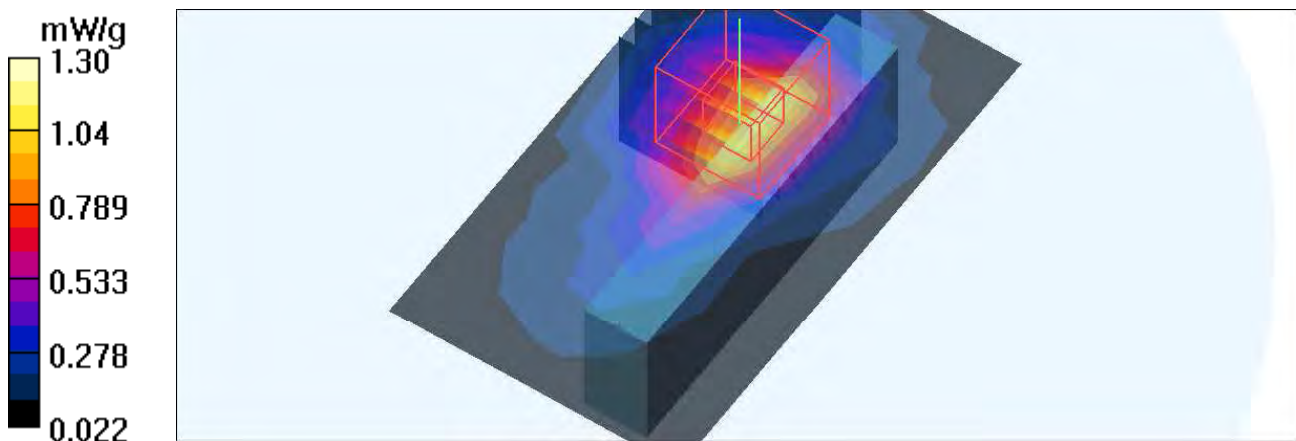
Mid Channel 354/Zoom Scan (7x7x7) (7x7x7)/Cube 0: Measurement grid: dx=5mm, dy=5mm, dz=5mm

Reference Value = 20.8 V/m; Power Drift = -0.004 dB

Peak SAR (extrapolated) = 1.99 W/kg

SAR(1 g) = **0.986 mW/g**; SAR(10 g) = 0.463 mW/g

Maximum value of SAR (measured) = 1.30 mW/g



Test Laboratory: Bureau Veritas ADT

M19-5M-QPSK1_2-Ch756 / Ant 2**DUT: WiMax USB Dongle ; Type: USBw25200**Communication System: Wimax_2.6GHz 5M ; Frequency: 2687.5 MHz ; Duty Cycle: 1:3.21 ;
Modulation type: QPSKMedium: MSL2600 Medium parameters used: $f = 2687.5$ MHz; $\sigma = 2.24$ mho/m; $\epsilon_r = 53.3$; $\rho = 1000$ kg/m³

Phantom section: Flat Section ; Separation distance : 5 mm (The left edge side of the EUT to the Phantom)

DASY4 Configuration:

- Probe: EX3DV3 - SN3504 ; ConvF(7.33, 7.33, 7.33) ; Calibrated: 2009/1/21
- Sensor-Surface: 3mm (Mechanical Surface Detection)
- Electronics: DAE3 Sn579 ; Calibrated: 2009/7/17
- Phantom: SAM 12 ; Type: SAM V4.0 ; Serial: TP 1202
- Measurement SW: DASY4, V4.7 Build 80 ; Postprocessing SW: SEMCAD, V1.8 Build 186

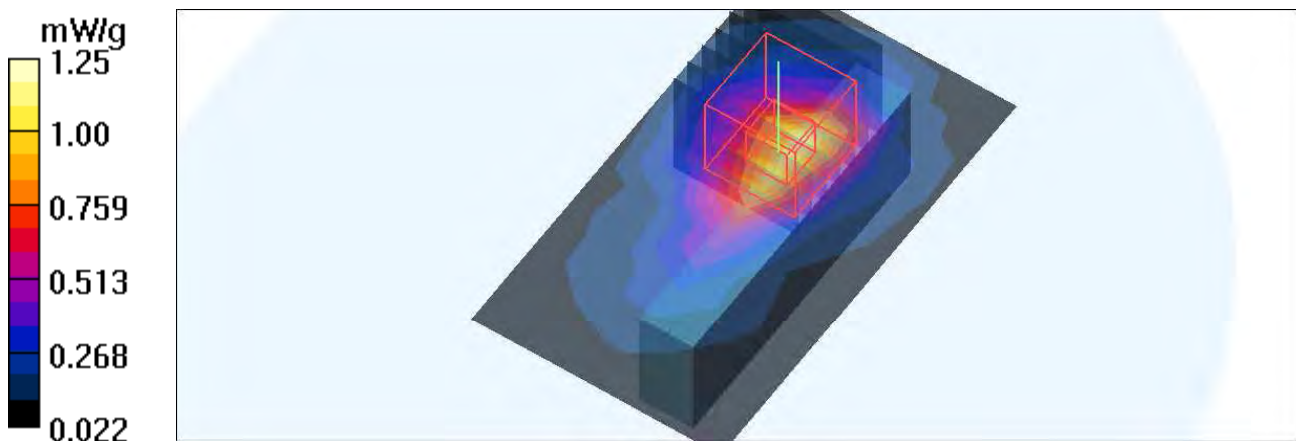
High Channel 756/Area Scan (5x8x1): Measurement grid: dx=15mm, dy=15mm
Maximum value of SAR (measured) = 1.16 mW/g**High Channel 756/Zoom Scan (7x7x7) (7x7x7)/Cube 0:** Measurement grid: dx=5mm, dy=5mm, dz=5mm

Reference Value = 20.7 V/m; Power Drift = -0.135 dB

Peak SAR (extrapolated) = 1.99 W/kg

SAR(1 g) = **0.941 mW/g**; SAR(10 g) = 0.429 mW/g

Maximum value of SAR (measured) = 1.25 mW/g



Test Laboratory: Bureau Veritas ADT

M20-5M-QPSK1_2-Ch354 / Ant 1**DUT: WiMax USB Dongle ; Type: USBw25200**

Communication System: Wimax_2.6GHz 5M ; Frequency: 2587 MHz ; Duty Cycle: 1:3.21 ; Modulation type: QPSK

Medium: MSL2600 Medium parameters used: $f = 2587$ MHz; $\sigma = 2.19$ mho/m; $\epsilon_r = 53.7$; $\rho = 1000$ kg/m³

Phantom section: Flat Section ; Separation distance : 5 mm (The left edge side of the EUT to the Phantom)

DASY4 Configuration:

- Probe: EX3DV3 - SN3504 ; ConvF(7.33, 7.33, 7.33) ; Calibrated: 2009/1/21
- Sensor-Surface: 3mm (Mechanical Surface Detection)
- Electronics: DAE3 Sn579 ; Calibrated: 2009/7/17
- Phantom: SAM 12 ; Type: SAM V4.0 ; Serial: TP 1202
- Measurement SW: DASY4, V4.7 Build 80 ; Postprocessing SW: SEMCAD, V1.8 Build 186

Mid Channel 354/Area Scan (5x8x1): Measurement grid: dx=15mm, dy=15mm

Maximum value of SAR (measured) = 0.348 mW/g

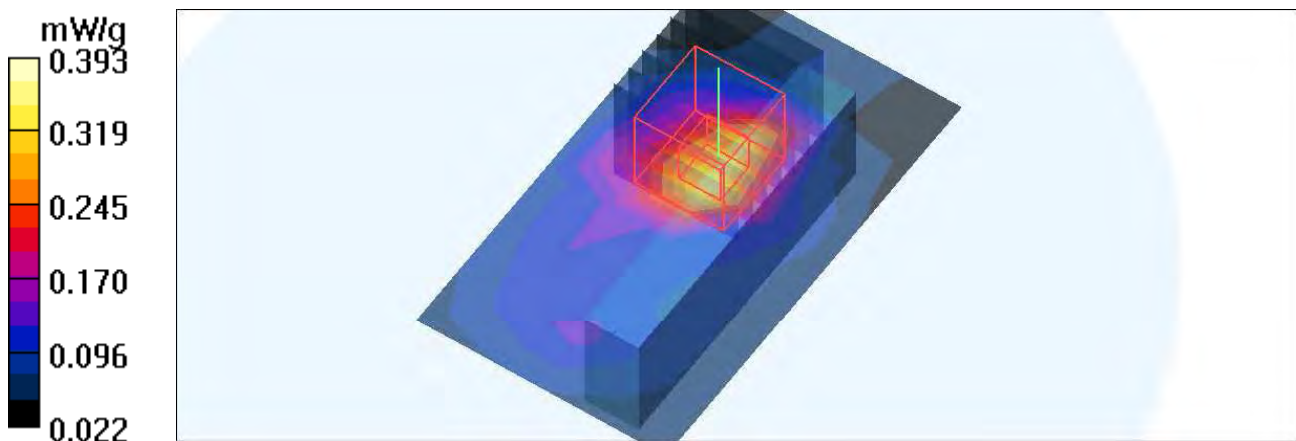
Mid Channel 354/Zoom Scan (7x7x7) (7x7x7)/Cube 0: Measurement grid: dx=5mm, dy=5mm, dz=5mm

Reference Value = 13.8 V/m; Power Drift = -0.065 dB

Peak SAR (extrapolated) = 0.639 W/kg

SAR(1 g) = 0.300 mW/g; SAR(10 g) = 0.141 mW/g

Maximum value of SAR (measured) = 0.393 mW/g



Test Laboratory: Bureau Veritas ADT

M21-10M-QPSK1_2-Ch0 / Ant 2**DUT: WiMax USB Dongle ; Type: USBw25200**

Communication System: Wimax_2.6GHz 10M ; Frequency: 2501 MHz ; Duty Cycle: 1:3.21 ;

Modulation type: QPSK

Medium: MSL2600 Medium parameters used: $f = 2501$ MHz; $\sigma = 2.08$ mho/m; $\epsilon_r = 53.7$; $\rho = 1000$ kg/m³

Phantom section: Flat Section ; Separation distance : 5 mm (The left edge side of the EUT to the Phantom)

DASY4 Configuration:

- Probe: EX3DV3 - SN3504 ; ConvF(7.33, 7.33, 7.33) ; Calibrated: 2009/1/21
- Sensor-Surface: 3mm (Mechanical Surface Detection)
- Electronics: DAE3 Sn579 ; Calibrated: 2009/7/17
- Phantom: SAM 12 ; Type: SAM V4.0 ; Serial: TP 1202
- Measurement SW: DASY4, V4.7 Build 80 ; Postprocessing SW: SEMCAD, V1.8 Build 186

Low Channel 0/Area Scan (5x8x1): Measurement grid: dx=15mm, dy=15mm

Maximum value of SAR (measured) = 0.698 mW/g

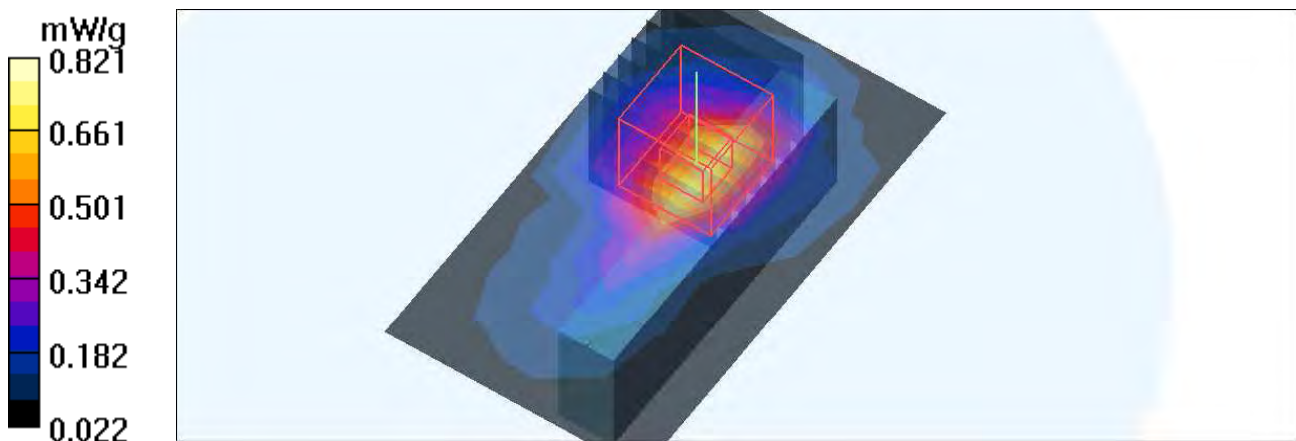
Low Channel 0/Zoom Scan (7x7x7) (7x7x7)/Cube 0: Measurement grid: dx=5mm, dy=5mm, dz=5mm

Reference Value = 16.6 V/m; Power Drift = -0.143 dB

Peak SAR (extrapolated) = 1.25 W/kg

SAR(1 g) = 0.631 mW/g; SAR(10 g) = 0.303 mW/g

Maximum value of SAR (measured) = 0.821 mW/g



Test Laboratory: Bureau Veritas ADT

M21-10M-QPSK1_2-Ch344 / Ant 2**DUT: WiMax USB Dongle ; Type: USBw25200**

Communication System: Wimax_2.6GHz 10M ; Frequency: 2587 MHz ; Duty Cycle: 1:3.21 ;

Modulation type: QPSK

Medium: MSL2600 Medium parameters used: $f = 2587$ MHz; $\sigma = 2.19$ mho/m; $\epsilon_r = 53.7$; $\rho = 1000$ kg/m³

Phantom section: Flat Section ; Separation distance : 5 mm (The left edge side of the EUT to the Phantom)

DASY4 Configuration:

- Probe: EX3DV3 - SN3504 ; ConvF(7.33, 7.33, 7.33) ; Calibrated: 2009/1/21

- Sensor-Surface: 3mm (Mechanical Surface Detection)

- Electronics: DAE3 Sn579 ; Calibrated: 2009/7/17

- Phantom: SAM 12 ; Type: SAM V4.0 ; Serial: TP 1202

- Measurement SW: DASY4, V4.7 Build 80 ; Postprocessing SW: SEMCAD, V1.8 Build 186

Mid Channel 344/Area Scan (5x8x1): Measurement grid: dx=15mm, dy=15mm

Maximum value of SAR (measured) = 1.10 mW/g

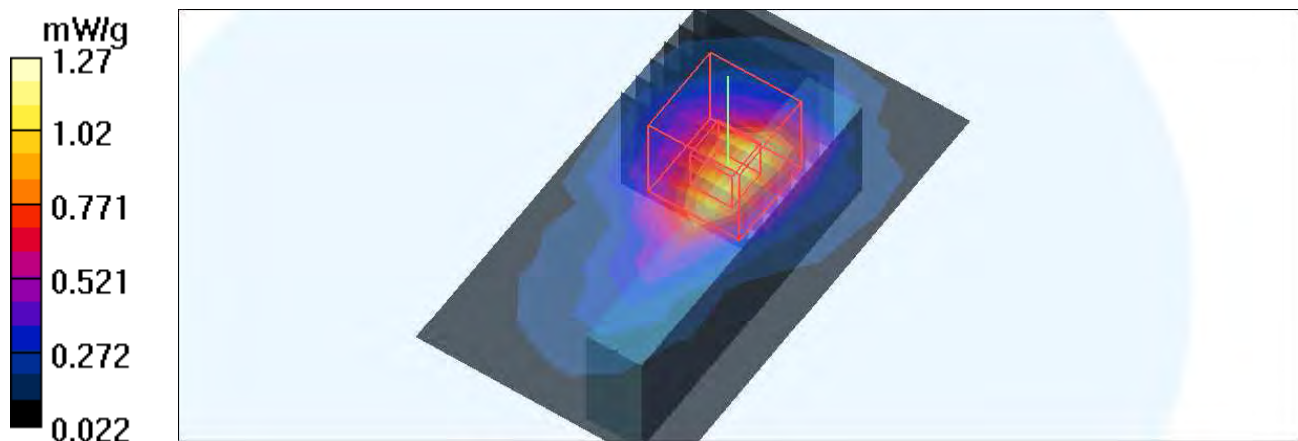
Mid Channel 344/Zoom Scan (7x7x7) (7x7x7)/Cube 0: Measurement grid: dx=5mm, dy=5mm, dz=5mm

Reference Value = 21.2 V/m; Power Drift = -0.184 dB

Peak SAR (extrapolated) = 1.97 W/kg

SAR(1 g) = 0.967 mW/g; SAR(10 g) = 0.452 mW/g

Maximum value of SAR (measured) = 1.27 mW/g



Test Laboratory: Bureau Veritas ADT

M21-10M-QPSK1_2-Ch736 / Ant 2**DUT: WiMax USB Dongle ; Type: USBw25200**

Communication System: Wimax_2.6GHz 10M ; Frequency: 2685 MHz ; Duty Cycle: 1:3.21 ;

Modulation type: QPSK

Medium: MSL2600 Medium parameters used: $f = 2685$ MHz; $\sigma = 2.24$ mho/m; $\epsilon_r = 53.3$; $\rho = 1000$ kg/m³

Phantom section: Flat Section ; Separation distance : 5 mm (The left edge side of the EUT to the Phantom)

DASY4 Configuration:

- Probe: EX3DV3 - SN3504 ; ConvF(7.33, 7.33, 7.33) ; Calibrated: 2009/1/21

- Sensor-Surface: 3mm (Mechanical Surface Detection)

- Electronics: DAE3 Sn579 ; Calibrated: 2009/7/17

- Phantom: SAM 12 ; Type: SAM V4.0 ; Serial: TP 1202

- Measurement SW: DASY4, V4.7 Build 80 ; Postprocessing SW: SEMCAD, V1.8 Build 186

High Channel 736/Area Scan (5x8x1): Measurement grid: $dx=15$ mm, $dy=15$ mm

Maximum value of SAR (measured) = 1.09 mW/g

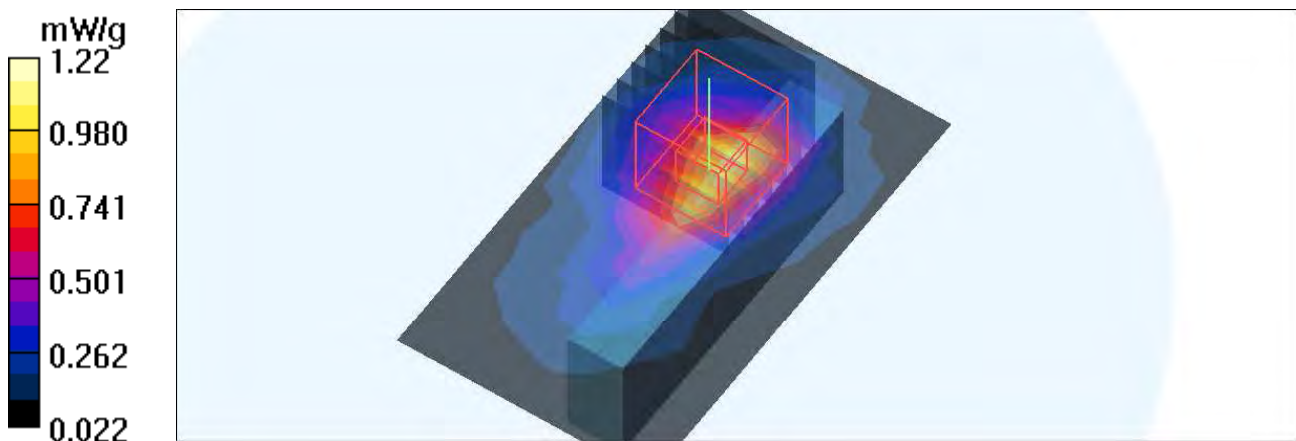
High Channel 736/Zoom Scan (7x7x7) (7x7x7)/Cube 0: Measurement grid: $dx=5$ mm, $dy=5$ mm, $dz=5$ mm

Reference Value = 21.6 V/m; Power Drift = -0.149 dB

Peak SAR (extrapolated) = 1.95 W/kg

SAR(1 g) = **0.920** mW/g; SAR(10 g) = **0.424** mW/g

Maximum value of SAR (measured) = 1.22 mW/g



Test Laboratory: Bureau Veritas ADT

M22-10M-QPSK1_2-Ch344 / Ant 1**DUT: WiMax USB Dongle ; Type: USBw25200**

Communication System: Wimax_2.6GHz 10M ; Frequency: 2587 MHz ; Duty Cycle: 1:3.21 ;

Modulation type: QPSK

Medium: MSL2600 Medium parameters used: $f = 2587$ MHz; $\sigma = 2.19$ mho/m; $\epsilon_r = 53.7$; $\rho = 1000$ kg/m³

Phantom section: Flat Section ; Separation distance : 5 mm (The left edge side of the EUT to the Phantom)

DASY4 Configuration:

- Probe: EX3DV3 - SN3504 ; ConvF(7.33, 7.33, 7.33) ; Calibrated: 2009/1/21
- Sensor-Surface: 3mm (Mechanical Surface Detection)
- Electronics: DAE3 Sn579 ; Calibrated: 2009/7/17
- Phantom: SAM 12 ; Type: SAM V4.0 ; Serial: TP 1202
- Measurement SW: DASY4, V4.7 Build 80 ; Postprocessing SW: SEMCAD, V1.8 Build 186

Mid Channel 344/Area Scan (5x8x1): Measurement grid: dx=15mm, dy=15mm

Maximum value of SAR (measured) = 0.336 mW/g

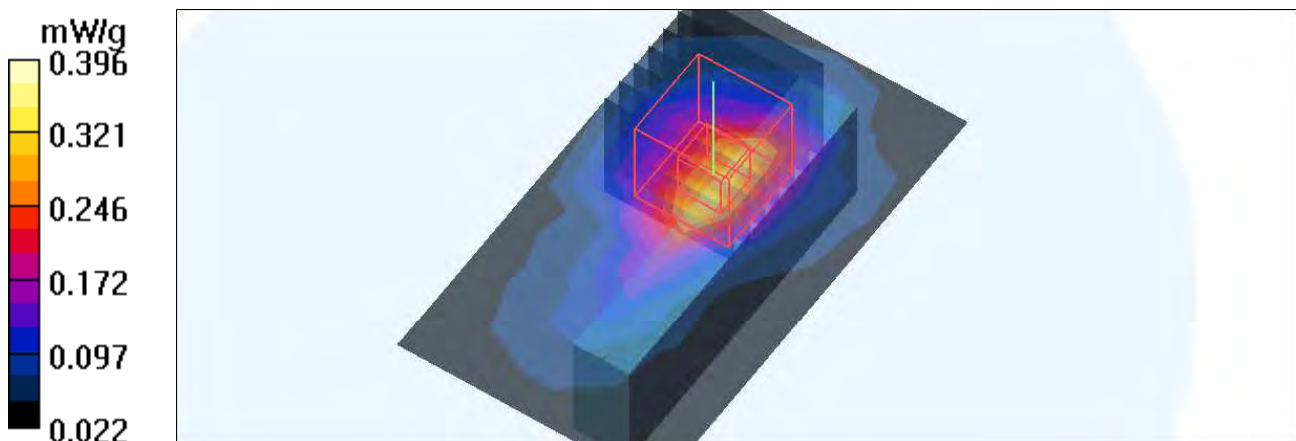
Mid Channel 344/Zoom Scan (7x7x7) (7x7x7)/Cube 0: Measurement grid: dx=5mm, dy=5mm, dz=5mm

Reference Value = 11.2 V/m; Power Drift = -0.077 dB

Peak SAR (extrapolated) = 0.642 W/kg

SAR(1 g) = 0.302 mW/g; SAR(10 g) = 0.142 mW/g

Maximum value of SAR (measured) = 0.396 mW/g



Test Laboratory: Bureau Veritas ADT

M23-5M-QPSK1_2-Ch0 / Ant 2**DUT: WiMax USB Dongle ; Type: USBw25200**

Communication System: Wimax_2.6GHz 5M ; Frequency: 2498.5 MHz ; Duty Cycle: 1:3.21 ;

Modulation type: QPSK

Medium: MSL2600 Medium parameters used: $f = 2498.5$ MHz; $\sigma = 2.08$ mho/m; $\epsilon_r = 54$; $\rho = 1000$ kg/m³

Phantom section: Flat Section ; Separation distance : 5 mm (The tip side of the EUT to the Phantom)

DASY4 Configuration:

- Probe: EX3DV3 - SN3504 ; ConvF(7.53, 7.53, 7.53) ; Calibrated: 2009/1/21

- Sensor-Surface: 3mm (Mechanical Surface Detection)

- Electronics: DAE3 Sn579 ; Calibrated: 2009/7/17

- Phantom: SAM 12 ; Type: SAM V4.0 ; Serial: TP 1202

- Measurement SW: DASY4, V4.7 Build 80 ; Postprocessing SW: SEMCAD, V1.8 Build 186

Low Channel 0/Area Scan (5x5x1): Measurement grid: dx=15mm, dy=15mm

Maximum value of SAR (measured) = 0.729 mW/g

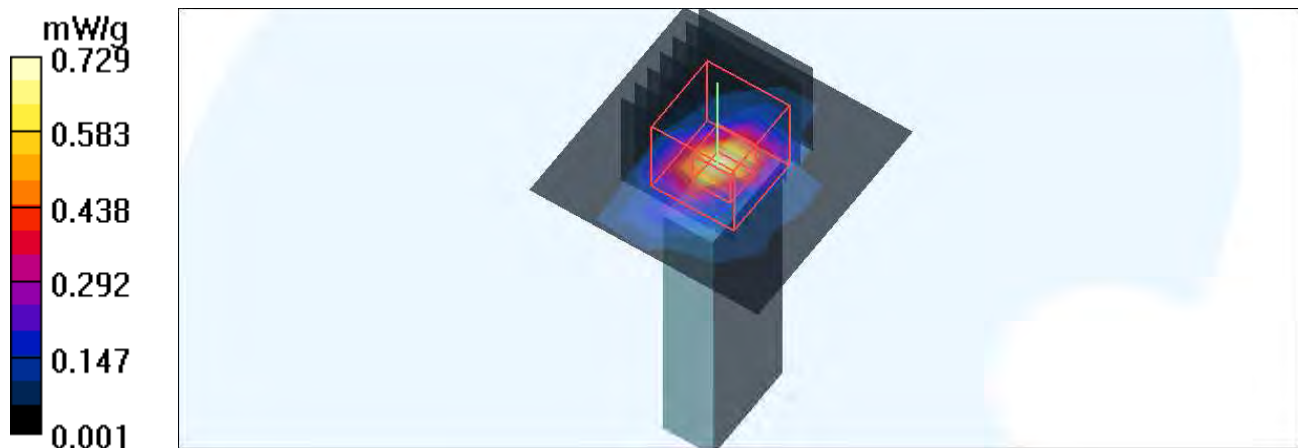
Low Channel 0/Zoom Scan (7x7x7) (7x7x7)/Cube 0: Measurement grid: dx=5mm, dy=5mm, dz=5mm

Reference Value = 19.0 V/m; Power Drift = -0.149 dB

Peak SAR (extrapolated) = 1.25 W/kg

SAR(1 g) = **0.518** mW/g; SAR(10 g) = **0.195** mW/g

Maximum value of SAR (measured) = 0.725 mW/g



Test Laboratory: Bureau Veritas ADT

M23-5M-QPSK1_2-Ch354 / Ant 2**DUT: WiMax USB Dongle ; Type: USBw25200**

Communication System: Wimax_2.6GHz 5M ; Frequency: 2587 MHz ; Duty Cycle: 1:3.21 ; Modulation type: QPSK

Medium: MSL2600 Medium parameters used: $f = 2587$ MHz; $\sigma = 2.19$ mho/m; $\epsilon_r = 53.7$; $\rho = 1000$ kg/m³
Phantom section: Flat Section ; Separation distance : 5 mm (The tip side of the EUT to the Phantom)

DASY4 Configuration:

- Probe: EX3DV3 - SN3504 ; ConvF(7.33, 7.33, 7.33) ; Calibrated: 2009/1/21
- Sensor-Surface: 3mm (Mechanical Surface Detection)
- Electronics: DAE3 Sn579 ; Calibrated: 2009/7/17
- Phantom: SAM 12 ; Type: SAM V4.0 ; Serial: TP 1202
- Measurement SW: DASY4, V4.7 Build 80 ; Postprocessing SW: SEMCAD, V1.8 Build 186

Mid Channel 354/Area Scan (5x5x1): Measurement grid: dx=15mm, dy=15mm

Maximum value of SAR (measured) = 1.11 mW/g

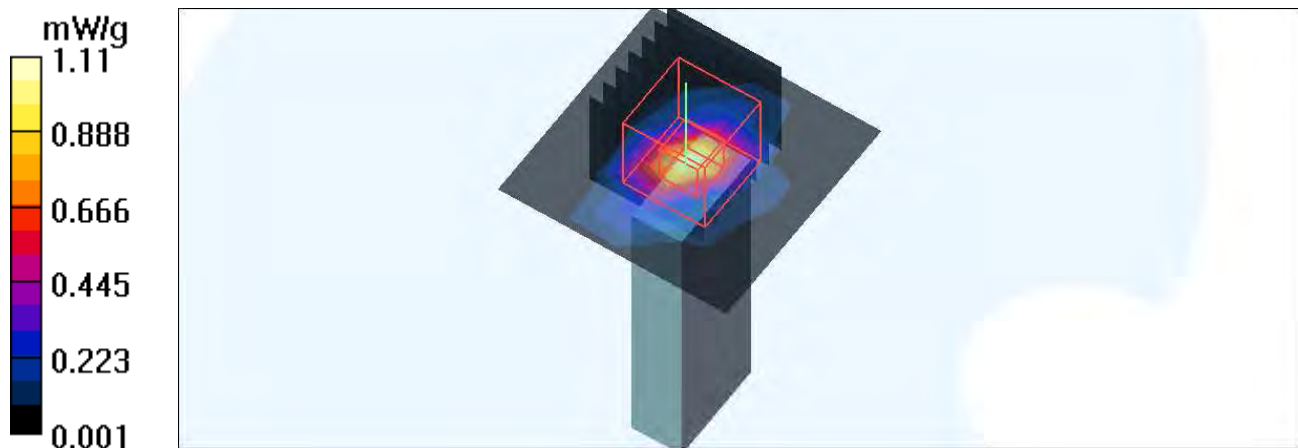
Mid Channel 354/Zoom Scan (7x7x7) (7x7x7)/Cube 0: Measurement grid: dx=5mm, dy=5mm, dz=5mm

Reference Value = 22.5 V/m; Power Drift = -0.060 dB

Peak SAR (extrapolated) = 1.96 W/kg

SAR(1 g) = 0.766 mW/g; SAR(10 g) = 0.279 mW/g

Maximum value of SAR (measured) = 1.08 mW/g



Test Laboratory: Bureau Veritas ADT

M23-5M-QPSK1_2-Ch756 / Ant 2**DUT: WiMax USB Dongle ; Type: USBw25200**Communication System: Wimax_2.6GHz 5M ; Frequency: 2687.5 MHz ; Duty Cycle: 1:3.21 ;
Modulation type: QPSKMedium: MSL2600 Medium parameters used: $f = 2687.5$ MHz; $\sigma = 2.24$ mho/m; $\epsilon_r = 53.3$; $\rho = 1000$ kg/m³

Phantom section: Flat Section ; Separation distance : 5 mm (The tip side of the EUT to the Phantom)

DASY4 Configuration:

- Probe: EX3DV3 - SN3504 ; ConvF(7.33, 7.33, 7.33) ; Calibrated: 2009/1/21
- Sensor-Surface: 3mm (Mechanical Surface Detection)
- Electronics: DAE3 Sn579 ; Calibrated: 2009/7/17
- Phantom: SAM 12 ; Type: SAM V4.0 ; Serial: TP 1202
- Measurement SW: DASY4, V4.7 Build 80 ; Postprocessing SW: SEMCAD, V1.8 Build 186

High Channel 756/Area Scan (5x5x1): Measurement grid: dx=15mm, dy=15mm

Maximum value of SAR (measured) = 1.02 mW/g

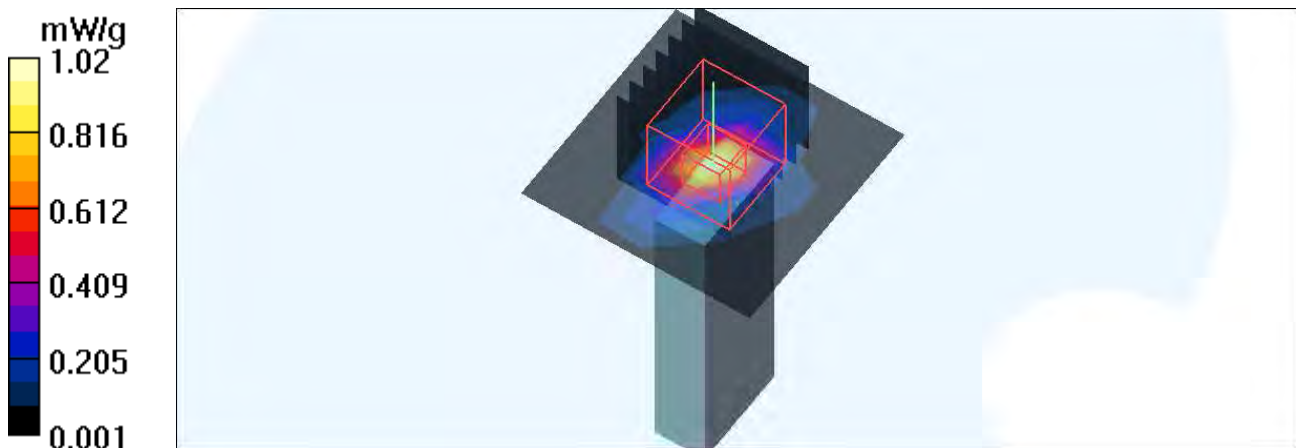
High Channel 756/Zoom Scan (7x7x7) (7x7x7)/Cube 0: Measurement grid: dx=5mm, dy=5mm, dz=5mm

Reference Value = 21.7 V/m; Power Drift = -0.165 dB

Peak SAR (extrapolated) = 1.78 W/kg

SAR(1 g) = 0.718 mW/g; SAR(10 g) = 0.264 mW/g

Maximum value of SAR (measured) = 1.00 mW/g



Test Laboratory: Bureau Veritas ADT

M24-5M-QPSK1_2-Ch0 / Ant 1**DUT: WiMax USB Dongle ; Type: USBw25200**

Communication System: Wimax_2.6GHz 5M ; Frequency: 2498.5 MHz ; Duty Cycle: 1:3.21 ;

Modulation type: QPSK

Medium: MSL2600 Medium parameters used: $f = 2498.5$ MHz; $\sigma = 2.08$ mho/m; $\epsilon_r = 54$; $\rho = 1000$ kg/m³

Phantom section: Flat Section ; Separation distance : 5 mm (The tip side of the EUT to the Phantom)

DASY4 Configuration:

- Probe: EX3DV3 - SN3504 ; ConvF(7.53, 7.53, 7.53) ; Calibrated: 2009/1/21

- Sensor-Surface: 3mm (Mechanical Surface Detection)

- Electronics: DAE3 Sn579 ; Calibrated: 2009/7/17

- Phantom: SAM 12 ; Type: SAM V4.0 ; Serial: TP 1202

- Measurement SW: DASY4, V4.7 Build 80 ; Postprocessing SW: SEMCAD, V1.8 Build 186

Low Channel 0/Area Scan (5x5x1): Measurement grid: dx=15mm, dy=15mm

Maximum value of SAR (measured) = 0.651 mW/g

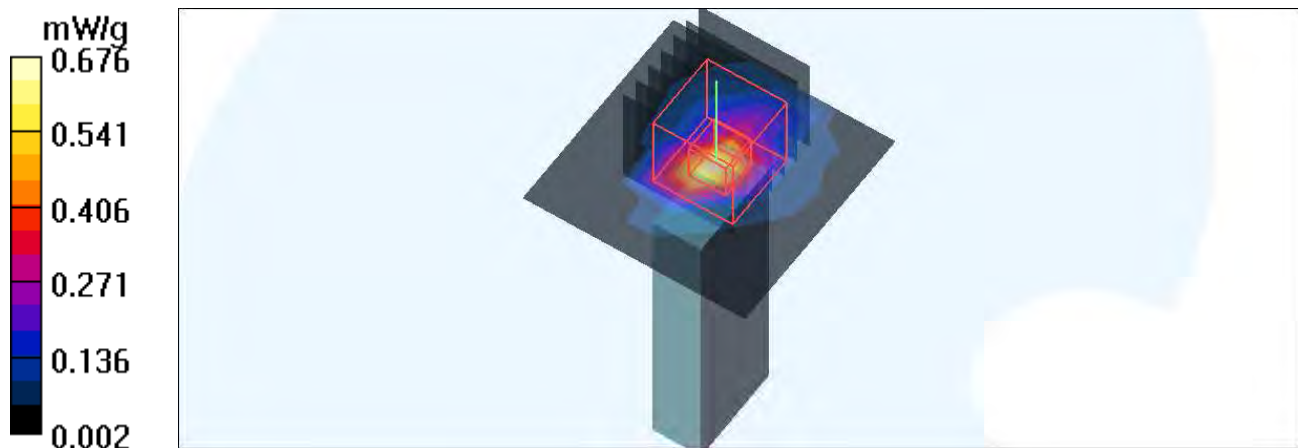
Low Channel 0/Zoom Scan (7x7x7) (7x7x7)/Cube 0: Measurement grid: dx=5mm, dy=5mm, dz=5mm

Reference Value = 18.2 V/m; Power Drift = -0.194 dB

Peak SAR (extrapolated) = 1.14 W/kg

SAR(1 g) = 0.478 mW/g; SAR(10 g) = 0.183 mW/g

Maximum value of SAR (measured) = 0.676 mW/g



Test Laboratory: Bureau Veritas ADT

M24-5M-QPSK1_2-Ch354 / Ant 1**DUT: WiMax USB Dongle ; Type: USBw25200**

Communication System: Wimax_2.6GHz 5M ; Frequency: 2587 MHz ; Duty Cycle: 1:3.21 ; Modulation type: QPSK

Medium: MSL2600 Medium parameters used: $f = 2587$ MHz; $\sigma = 2.19$ mho/m; $\epsilon_r = 53.7$; $\rho = 1000$ kg/m³
Phantom section: Flat Section ; Separation distance : 5 mm (The tip side of the EUT to the Phantom)

DASY4 Configuration:

- Probe: EX3DV3 - SN3504 ; ConvF(7.33, 7.33, 7.33) ; Calibrated: 2009/1/21
- Sensor-Surface: 3mm (Mechanical Surface Detection)
- Electronics: DAE3 Sn579 ; Calibrated: 2009/7/17
- Phantom: SAM 12 ; Type: SAM V4.0 ; Serial: TP 1202
- Measurement SW: DASY4, V4.7 Build 80 ; Postprocessing SW: SEMCAD, V1.8 Build 186

Mid Channel 354/Area Scan (5x5x1): Measurement grid: dx=15mm, dy=15mm

Maximum value of SAR (measured) = 0.883 mW/g

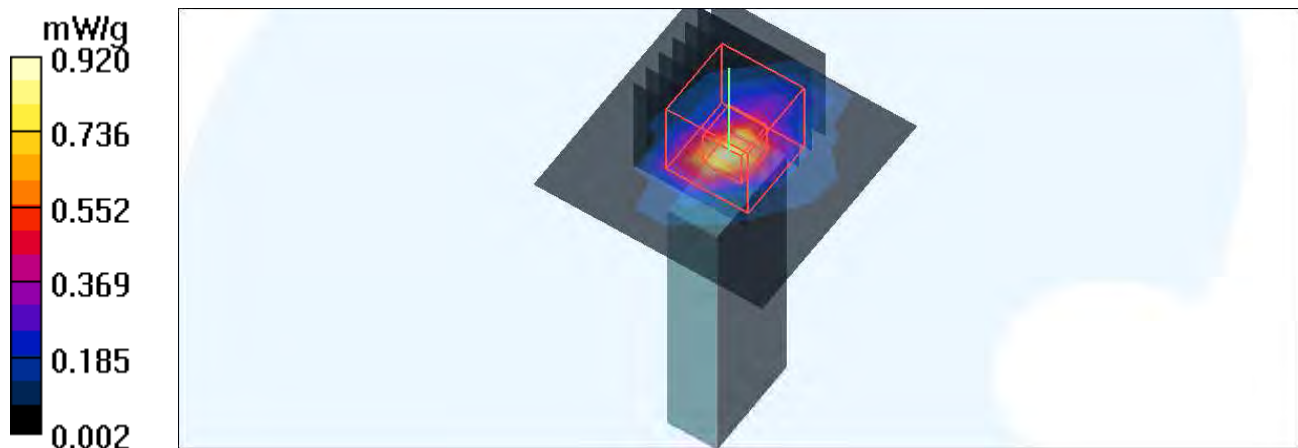
Mid Channel 354/Zoom Scan (7x7x7) (7x7x7)/Cube 0: Measurement grid: dx=5mm, dy=5mm, dz=5mm

Reference Value = 20.2 V/m; Power Drift = 0.067 dB

Peak SAR (extrapolated) = 1.64 W/kg

SAR(1 g) = **0.649 mW/g**; SAR(10 g) = **0.242 mW/g**

Maximum value of SAR (measured) = 0.920 mW/g



Test Laboratory: Bureau Veritas ADT

M24-5M-QPSK1_2-Ch756 / Ant 1**DUT: WiMax USB Dongle ; Type: USBw25200**Communication System: Wimax_2.6GHz 5M ; Frequency: 2687.5 MHz ; Duty Cycle: 1:3.21 ;
Modulation type: QPSKMedium: MSL2600 Medium parameters used: $f = 2687.5$ MHz; $\sigma = 2.24$ mho/m; $\epsilon_r = 53.3$; $\rho = 1000$ kg/m³

Phantom section: Flat Section ; Separation distance : 5 mm (The tip side of the EUT to the Phantom)

DASY4 Configuration:

- Probe: EX3DV3 - SN3504 ; ConvF(7.33, 7.33, 7.33) ; Calibrated: 2009/1/21
- Sensor-Surface: 3mm (Mechanical Surface Detection)
- Electronics: DAE3 Sn579 ; Calibrated: 2009/7/17
- Phantom: SAM 12 ; Type: SAM V4.0 ; Serial: TP 1202
- Measurement SW: DASY4, V4.7 Build 80 ; Postprocessing SW: SEMCAD, V1.8 Build 186

High Channel 756/Area Scan (5x5x1): Measurement grid: dx=15mm, dy=15mm

Maximum value of SAR (measured) = 0.802 mW/g

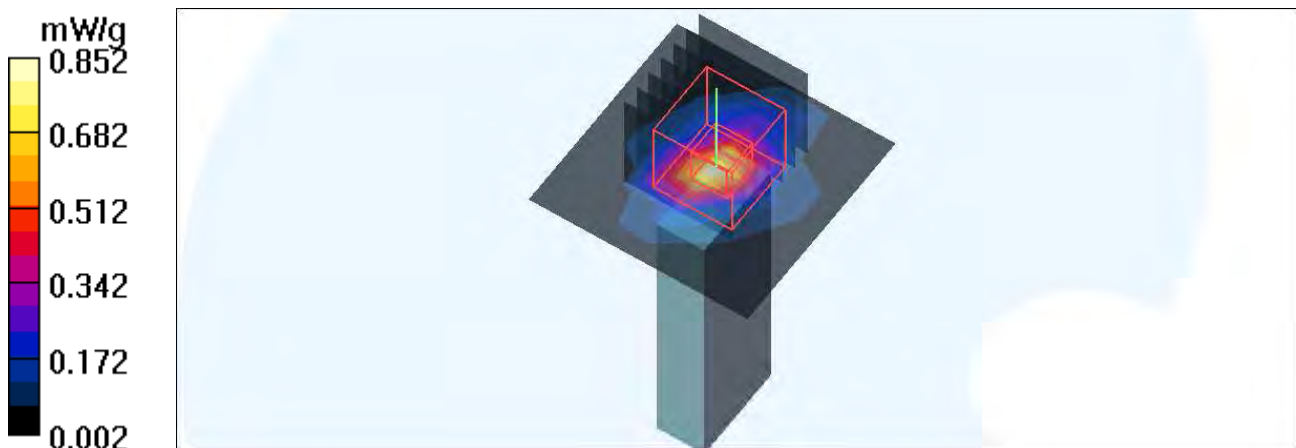
High Channel 756/Zoom Scan (7x7x7) (7x7x7)/Cube 0: Measurement grid: dx=5mm, dy=5mm, dz=5mm

Reference Value = 19.3 V/m; Power Drift = -0.073 dB

Peak SAR (extrapolated) = 1.48 W/kg

SAR(1 g) = 0.603 mW/g; SAR(10 g) = 0.227 mW/g

Maximum value of SAR (measured) = 0.852 mW/g



Test Laboratory: Bureau Veritas ADT

M25-10M-QPSK1_2-Ch0 / Ant 2**DUT: WiMax USB Dongle ; Type: USBw25200**

Communication System: Wimax_2.6GHz 10M ; Frequency: 2501 MHz ; Duty Cycle: 1:3.21 ;

Modulation type: QPSK

Medium: MSL2600 Medium parameters used: $f = 2501$ MHz; $\sigma = 2.08$ mho/m; $\epsilon_r = 53.7$; $\rho = 1000$ kg/m³

Phantom section: Flat Section ; Separation distance : 5 mm (The tip side of the EUT to the Phantom)

DASY4 Configuration:

- Probe: EX3DV3 - SN3504 ; ConvF(7.33, 7.33, 7.33) ; Calibrated: 2009/1/21
- Sensor-Surface: 3mm (Mechanical Surface Detection)
- Electronics: DAE3 Sn579 ; Calibrated: 2009/7/17
- Phantom: SAM 12 ; Type: SAM V4.0 ; Serial: TP 1202
- Measurement SW: DASY4, V4.7 Build 80 ; Postprocessing SW: SEMCAD, V1.8 Build 186

Low Channel 0/Area Scan (5x5x1): Measurement grid: dx=15mm, dy=15mm

Maximum value of SAR (measured) = 0.743 mW/g

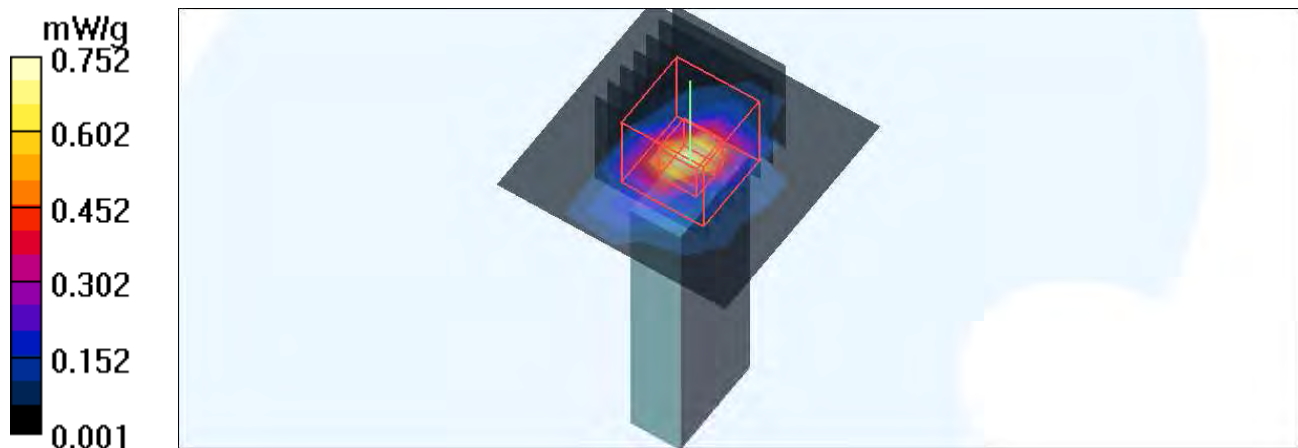
Low Channel 0/Zoom Scan (7x7x7) (7x7x7)/Cube 0: Measurement grid: dx=5mm, dy=5mm, dz=5mm

Reference Value = 19.2 V/m; Power Drift = -0.137 dB

Peak SAR (extrapolated) = 1.27 W/kg

SAR(1 g) = 0.528 mW/g; SAR(10 g) = 0.198 mW/g

Maximum value of SAR (measured) = 0.752 mW/g



Test Laboratory: Bureau Veritas ADT

M25-10M-QPSK1_2-Ch344 / Ant 2**DUT: WiMax USB Dongle ; Type: USBw25200**

Communication System: Wimax_2.6GHz 10M ; Frequency: 2587 MHz ; Duty Cycle: 1:3.21 ;

Modulation type: QPSK

Medium: MSL2600 Medium parameters used: $f = 2587$ MHz; $\sigma = 2.19$ mho/m; $\epsilon_r = 53.7$; $\rho = 1000$ kg/m³

Phantom section: Flat Section ; Separation distance : 5 mm (The tip side of the EUT to the Phantom)

DASY4 Configuration:

- Probe: EX3DV3 - SN3504 ; ConvF(7.33, 7.33, 7.33) ; Calibrated: 2009/1/21
- Sensor-Surface: 3mm (Mechanical Surface Detection)
- Electronics: DAE3 Sn579 ; Calibrated: 2009/7/17
- Phantom: SAM 12 ; Type: SAM V4.0 ; Serial: TP 1202
- Measurement SW: DASY4, V4.7 Build 80 ; Postprocessing SW: SEMCAD, V1.8 Build 186

Mid Channel 344/Area Scan (5x5x1): Measurement grid: dx=15mm, dy=15mm

Maximum value of SAR (measured) = 1.11 mW/g

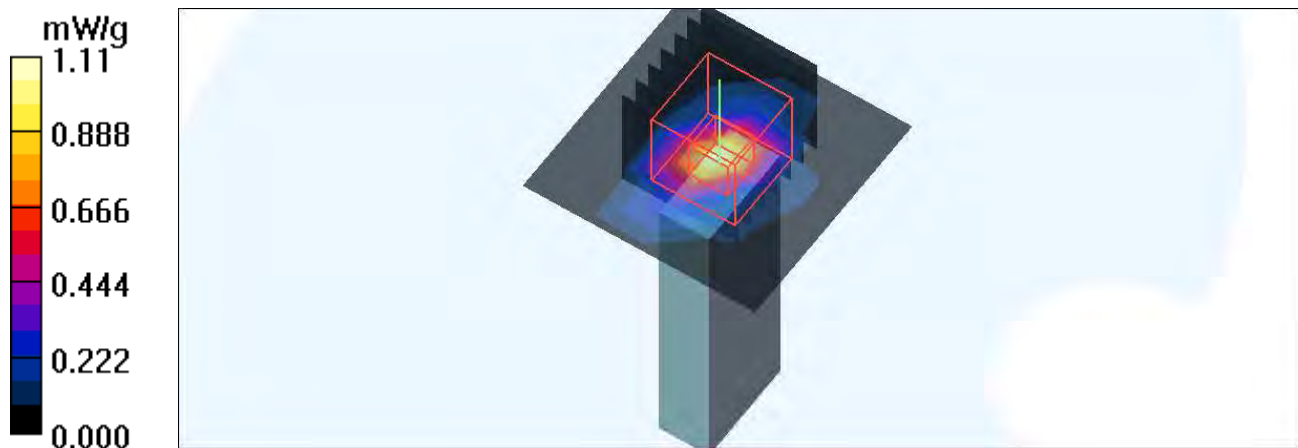
Mid Channel 344/Zoom Scan (7x7x7) (7x7x7)/Cube 0: Measurement grid: dx=5mm, dy=5mm, dz=5mm

Reference Value = 22.6 V/m; Power Drift = -0.065 dB

Peak SAR (extrapolated) = 1.96 W/kg

SAR(1 g) = 0.764 mW/g; SAR(10 g) = 0.227 mW/g

Maximum value of SAR (measured) = 1.08 mW/g



Test Laboratory: Bureau Veritas ADT

M25-10M-QPSK1_2-Ch736 / Ant 2**DUT: WiMax USB Dongle ; Type: USBw25200**

Communication System: Wimax_2.6GHz 10M ; Frequency: 2685 MHz ; Duty Cycle: 1:3.21 ;

Modulation type: QPSK

Medium: MSL2600 Medium parameters used: $f = 2685$ MHz; $\sigma = 2.24$ mho/m; $\epsilon_r = 53.3$; $\rho = 1000$ kg/m³

Phantom section: Flat Section ; Separation distance : 5 mm (The tip side of the EUT to the Phantom)

DASY4 Configuration:

- Probe: EX3DV3 - SN3504 ; ConvF(7.33, 7.33, 7.33) ; Calibrated: 2009/1/21
- Sensor-Surface: 3mm (Mechanical Surface Detection)
- Electronics: DAE3 Sn579 ; Calibrated: 2009/7/17
- Phantom: SAM 12 ; Type: SAM V4.0 ; Serial: TP 1202
- Measurement SW: DASY4, V4.7 Build 80 ; Postprocessing SW: SEMCAD, V1.8 Build 186

High Channel 736/Area Scan (5x5x1): Measurement grid: dx=15mm, dy=15mm

Maximum value of SAR (measured) = 1.01 mW/g

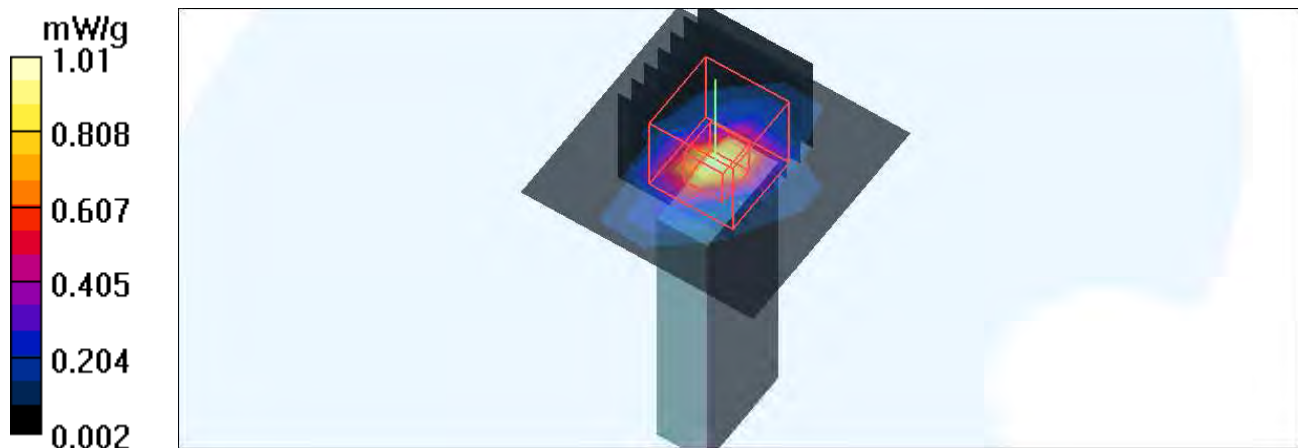
High Channel 736/Zoom Scan (7x7x7) (7x7x7)/Cube 0: Measurement grid: dx=5mm, dy=5mm, dz=5mm

Reference Value = 21.8 V/m; Power Drift = -0.111 dB

Peak SAR (extrapolated) = 1.71 W/kg

SAR(1 g) = 0.707 mW/g; SAR(10 g) = 0.263 mW/g

Maximum value of SAR (measured) = 0.997 mW/g



Test Laboratory: Bureau Veritas ADT

M26-10M-QPSK1_2-Ch0 / Ant 1**DUT: WiMax USB Dongle ; Type: USBw25200**

Communication System: Wimax_2.6GHz 10M ; Frequency: 2501 MHz ; Duty Cycle: 1:3.21 ;

Modulation type: QPSK

Medium: MSL2600 Medium parameters used: $f = 2501$ MHz; $\sigma = 2.08$ mho/m; $\epsilon_r = 53.7$; $\rho = 1000$ kg/m³

Phantom section: Flat Section ; Separation distance : 5 mm (The tip side of the EUT to the Phantom)

DASY4 Configuration:

- Probe: EX3DV3 - SN3504 ; ConvF(7.33, 7.33, 7.33) ; Calibrated: 2009/1/21

- Sensor-Surface: 3mm (Mechanical Surface Detection)

- Electronics: DAE3 Sn579 ; Calibrated: 2009/7/17

- Phantom: SAM 12 ; Type: SAM V4.0 ; Serial: TP 1202

- Measurement SW: DASY4, V4.7 Build 80 ; Postprocessing SW: SEMCAD, V1.8 Build 186

Low Channel 0/Area Scan (5x5x1): Measurement grid: dx=15mm, dy=15mm

Maximum value of SAR (measured) = 0.628 mW/g

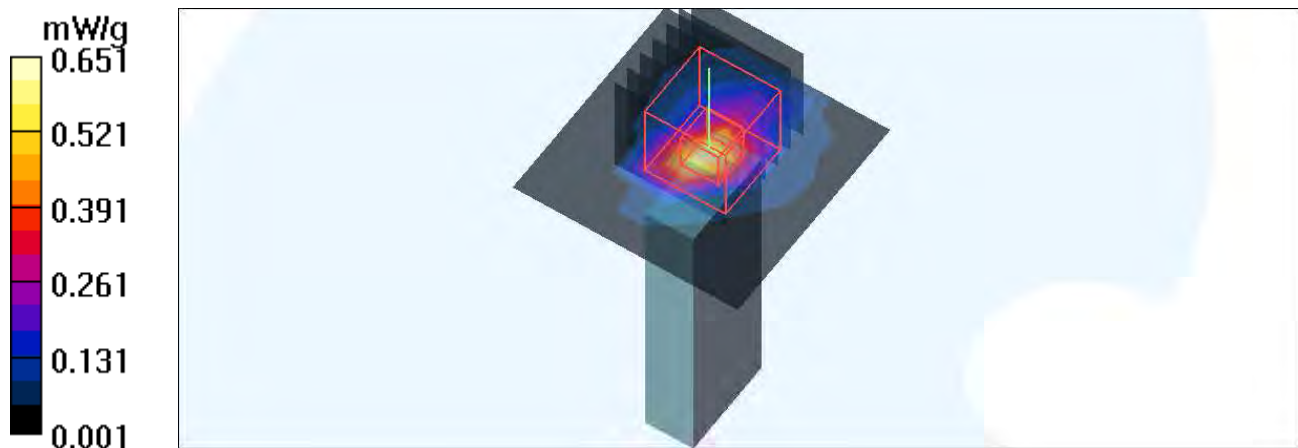
Low Channel 0/Zoom Scan (7x7x7) (7x7x7)/Cube 0: Measurement grid: dx=5mm, dy=5mm, dz=5mm

Reference Value = 17.8 V/m; Power Drift = -0.142 dB

Peak SAR (extrapolated) = 1.10 W/kg

SAR(1 g) = 0.461 mW/g; SAR(10 g) = 0.177 mW/g

Maximum value of SAR (measured) = 0.651 mW/g



Test Laboratory: Bureau Veritas ADT

M26-10M-QPSK1_2-Ch344 / Ant 1**DUT: WiMax USB Dongle ; Type: USBw25200**

Communication System: Wimax_2.6GHz 10M ; Frequency: 2587 MHz ; Duty Cycle: 1:3.21 ;

Modulation type: QPSK

Medium: MSL2600 Medium parameters used: $f = 2587$ MHz; $\sigma = 2.19$ mho/m; $\epsilon_r = 53.7$; $\rho = 1000$ kg/m³

Phantom section: Flat Section ; Separation distance : 5 mm (The tip side of the EUT to the Phantom)

DASY4 Configuration:

- Probe: EX3DV3 - SN3504 ; ConvF(7.33, 7.33, 7.33) ; Calibrated: 2009/1/21
- Sensor-Surface: 3mm (Mechanical Surface Detection)
- Electronics: DAE3 Sn579 ; Calibrated: 2009/7/17
- Phantom: SAM 12 ; Type: SAM V4.0 ; Serial: TP 1202
- Measurement SW: DASY4, V4.7 Build 80 ; Postprocessing SW: SEMCAD, V1.8 Build 186

Mid Channel 344/Area Scan (5x5x1): Measurement grid: dx=15mm, dy=15mm

Maximum value of SAR (measured) = 0.909 mW/g

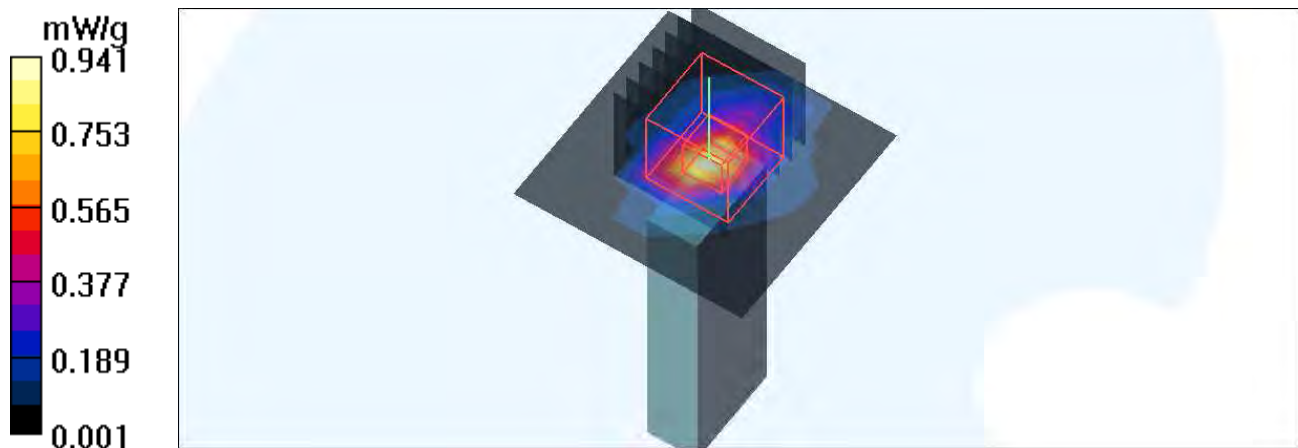
Mid Channel 344/Zoom Scan (7x7x7) (7x7x7)/Cube 0: Measurement grid: dx=5mm, dy=5mm, dz=5mm

Reference Value = 20.3 V/m; Power Drift = -0.033 dB

Peak SAR (extrapolated) = 1.69 W/kg

SAR(1 g) = 0.665 mW/g; SAR(10 g) = 0.247 mW/g

Maximum value of SAR (measured) = 0.941 mW/g



Test Laboratory: Bureau Veritas ADT

M26-10M-QPSK1_2-Ch736 / Ant 1**DUT: WiMax USB Dongle ; Type: USBw25200**

Communication System: Wimax_2.6GHz 10M ; Frequency: 2685 MHz ; Duty Cycle: 1:3.21 ;

Modulation type: QPSK

Medium: MSL2600 Medium parameters used: $f = 2685$ MHz; $\sigma = 2.24$ mho/m; $\epsilon_r = 53.3$; $\rho = 1000$ kg/m³

Phantom section: Flat Section ; Separation distance : 5 mm (The tip side of the EUT to the Phantom)

DASY4 Configuration:

- Probe: EX3DV3 - SN3504 ; ConvF(7.33, 7.33, 7.33) ; Calibrated: 2009/1/21

- Sensor-Surface: 3mm (Mechanical Surface Detection)

- Electronics: DAE3 Sn579 ; Calibrated: 2009/7/17

- Phantom: SAM 12 ; Type: SAM V4.0 ; Serial: TP 1202

- Measurement SW: DASY4, V4.7 Build 80 ; Postprocessing SW: SEMCAD, V1.8 Build 186

High Channel 736/Area Scan (5x5x1): Measurement grid: dx=15mm, dy=15mm

Maximum value of SAR (measured) = 0.831 mW/g

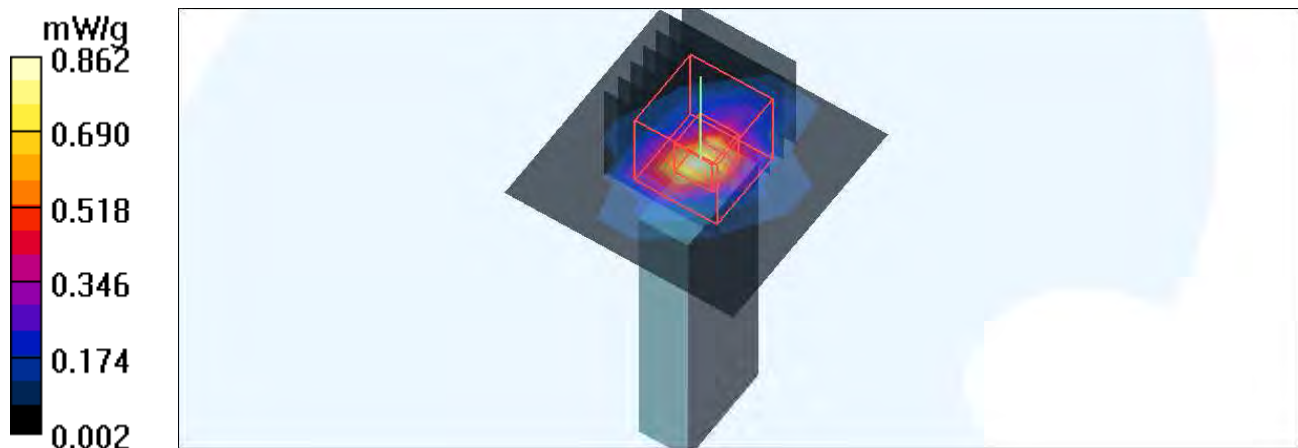
High Channel 736/Zoom Scan (7x7x7) (7x7x7)/Cube 0: Measurement grid: dx=5mm, dy=5mm, dz=5mm

Reference Value = 19.7 V/m; Power Drift = -0.111 dB

Peak SAR (extrapolated) = 1.49 W/kg

SAR(1 g) = **0.608 mW/g**; SAR(10 g) = **0.228 mW/g**

Maximum value of SAR (measured) = 0.862 mW/g



Test Laboratory: Bureau Veritas ADT

System Validation Check-MSL 2600MHz

DUT: Dipole 2600 MHz ; Type: D2600V2 ; Serial: 1020 ; Test Frequency: 2600 MHz

Communication System: CW ; Frequency: 2600 MHz; Duty Cycle: 1:1; Modulation type: CW
Medium: MSL2600; Medium parameters used: $f = 2600$ MHz; $\sigma = 2.2$ mho/m; $\epsilon_r = 53.7$; $\rho = 1000$ kg/m³ ;
Liquid level : 150 mm
Phantom section: Flat Section ; Separation distance : 10 mm (The feetpoint of the dipole to the Phantom) Air temp. : 22.6 degrees ; Liquid temp. : 21.3 degrees

DASY4 Configuration:

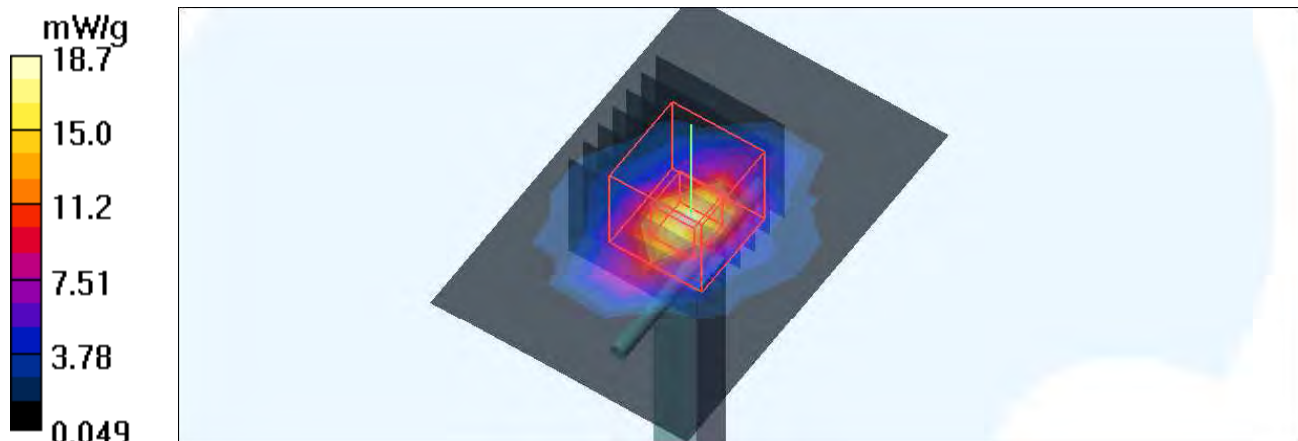
- Probe: EX3DV3 - SN3504 ; ConvF(7.33, 7.33, 7.33) ; Calibrated: 2009/1/21
- Sensor-Surface: 3mm (Mechanical Surface Detection)
- Electronics: DAE3 Sn579 ; Calibrated: 2009/7/17
- Phantom: SAM 12; Type: SAM V4.0; Serial: TP 1202
- Measurement SW: DASY4, V4.7 Build 80; Postprocessing SW: SEMCAD, V1.8 Build 186

d=10mm, Pin=250mW/Area Scan (5x7x1): Measurement grid: dx=15mm, dy=15mm
Maximum value of SAR (measured) = 18.7 mW/g

d=10mm, Pin=250mW/Zoom Scan (7x7x7)/Cube 0: Measurement grid: dx=5mm, dy=5mm, dz=5mm

Reference Value = 92.5 V/m; Power Drift = -0.049 dB

Peak SAR (extrapolated) = 31.2 W/kg

SAR(1 g) = **13.8 mW/g**; SAR(10 g) = 6.12 mW/g

Test Laboratory: Bureau Veritas ADT

Ant2-5M-QPSK1_2-Ch354**DUT: WiMax USB Dongle ; Type: US215**

Communication System: Wimax_2.6GHz 5M ; Frequency: 2587 MHz ; Duty Cycle: 1:3.24 ; Modulation type: QPSK

Medium: MSL2600 Medium parameters used: $f = 2587$ MHz; $\sigma = 2.16$ mho/m; $\epsilon_r = 54.1$; $\rho = 1000$ kg/m³
Phantom section: Flat Section ; Separation distance : 5 mm (The front side of the EUT to the Phantom)

DASY4 Configuration:

- Probe: EX3DV3 - SN3504 ; ConvF(7.33, 7.33, 7.33) ; Calibrated: 2009/1/21
- Sensor-Surface: 3mm (Mechanical Surface Detection)
- Electronics: DAE3 Sn579 ; Calibrated: 2009/7/17
- Phantom: SAM 12 ; Type: SAM V4.0 ; Serial: TP 1202
- Measurement SW: DASY4, V4.7 Build 80 ; Postprocessing SW: SEMCAD, V1.8 Build 186

Mid Channel 354/Area Scan (5x8x1): Measurement grid: dx=15mm, dy=15mm

Maximum value of SAR (measured) = 1.33 mW/g

Mid Channel 354/Zoom Scan (7x7x7)/Cube 0: Measurement grid: dx=5mm, dy=5mm, dz=5mm

Reference Value = 25.1 V/m; Power Drift = -0.140 dB

Peak SAR (extrapolated) = 2.88 W/kg

SAR(1 g) = 1.07 mW/g; SAR(10 g) = 0.403 mW/g

Maximum value of SAR (measured) = 1.51 mW/g

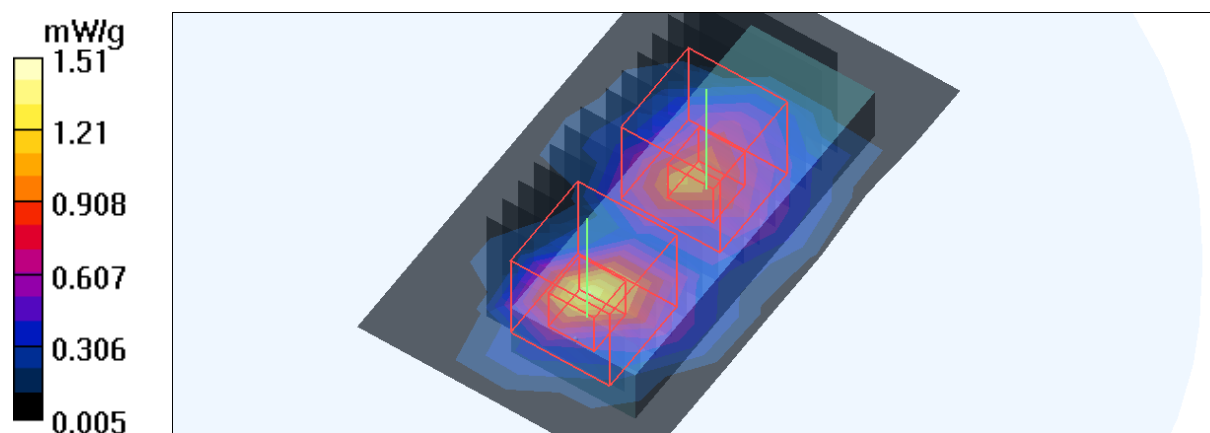
Mid Channel 354/Zoom Scan (7x7x7)/Cube 1: Measurement grid: dx=5mm, dy=5mm, dz=5mm

Reference Value = 25.1 V/m; Power Drift = -0.140 dB

Peak SAR (extrapolated) = 1.73 W/kg

SAR(1 g) = 0.837 mW/g; SAR(10 g) = 0.402 mW/g

Maximum value of SAR (measured) = 1.09 mW/g



Test Laboratory: Bureau Veritas ADT

Ant2-5M-QPSK1_2-Ch354 / step size minimum**DUT: WiMax USB Dongle ; Type: US215**

Communication System: Wimax_2.6GHz 5M ; Frequency: 2587 MHz ; Duty Cycle: 1:3.24 ; Modulation type: QPSK

Medium: MSL2600 Medium parameters used: $f = 2587$ MHz; $\sigma = 2.16$ mho/m; $\epsilon_r = 54.1$; $\rho = 1000$ kg/m³
Phantom section: Flat Section ; Separation distance : 5 mm (The front side of the EUT to the Phantom)

DASY4 Configuration:

- Probe: EX3DV3 - SN3504 ; ConvF(7.33, 7.33, 7.33) ; Calibrated: 2009/1/21
- Sensor-Surface: 2mm (Mechanical Surface Detection)
- Electronics: DAE3 Sn579 ; Calibrated: 2009/7/17
- Phantom: SAM 12 ; Type: SAM V4.0 ; Serial: TP 1202
- Measurement SW: DASY4, V4.7 Build 80 ; Postprocessing SW: SEMCAD, V1.8 Build 186

Mid Channel 354/Area Scan (9x15x1): Measurement grid: dx=7.5mm, dy=7.5mm

Maximum value of SAR (measured) = 1.33 mW/g

Mid Channel 354/Zoom Scan (13x13x13)/Cube 0: Measurement grid: dx=2.5mm, dy=2.5mm, dz=2.5mm

Reference Value = 24.8 V/m; Power Drift = -0.084 dB

Peak SAR (extrapolated) = 2.84 W/kg

SAR(1 g) = 1.08 mW/g; SAR(10 g) = 0.409 mW/g

Maximum value of SAR (measured) = 1.88 mW/g

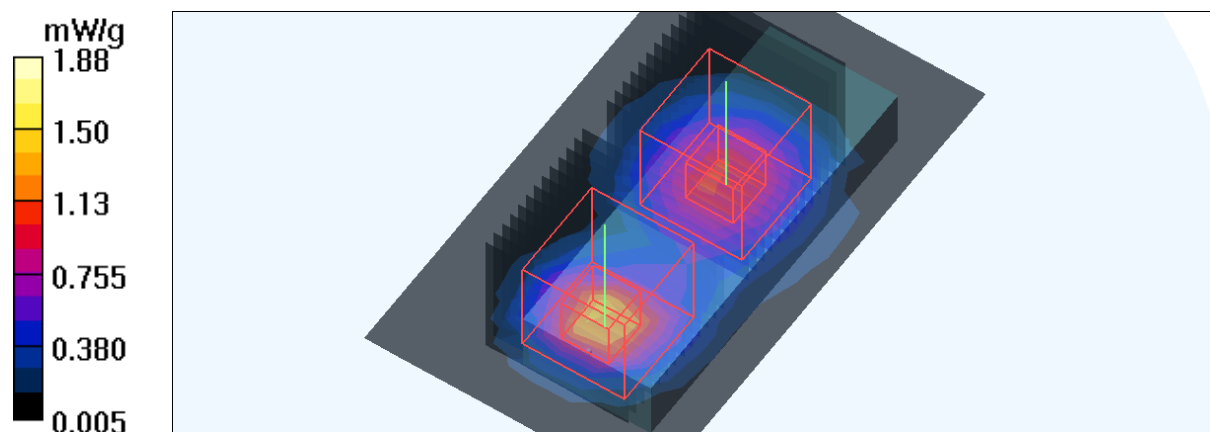
Mid Channel 354/Zoom Scan (13x13x13)/Cube 1: Measurement grid: dx=2.5mm, dy=2.5mm, dz=2.5mm

Reference Value = 24.8 V/m; Power Drift = -0.084 dB

Peak SAR (extrapolated) = 1.67 W/kg

SAR(1 g) = 0.852 mW/g; SAR(10 g) = 0.401 mW/g

Maximum value of SAR (measured) = 1.26 mW/g



Test Laboratory: Bureau Veritas ADT

System Validation Check-MSL 2600MHz

DUT: Dipole 2600 MHz ; Type: D2600V2 ; Serial: 1003 ; Test Frequency: 2600 MHz

Communication System: CW ; Frequency: 2600 MHz; Duty Cycle: 1:1; Modulation type: CW
Medium: MSL2600; Medium parameters used: $f = 2600$ MHz; $\sigma = 2.17$ mho/m; $\epsilon_r = 54.1$; $\rho = 1000$ kg/m³ ; Liquid level : 150 mm
Phantom section: Flat Section ; Separation distance : 10 mm (The feetpoint of the dipole to the Phantom) Air temp. : 22.1 degrees ; Liquid temp. : 21.2 degrees

DASY4 Configuration:

- Probe: EX3DV3 - SN3504 ; ConvF(7.33, 7.33, 7.33) ; Calibrated: 2009/1/21
- Sensor-Surface: 3mm (Mechanical Surface Detection)
- Electronics: DAE3 Sn579; Calibrated: 2009/7/17
- Phantom: SAM 12; Type: SAM V4.0; Serial: TP 1202
- Measurement SW: DASY4, V4.7 Build 80; Postprocessing SW: SEMCAD, V1.8 Build 186

d=10mm, Pin=250mW/Area Scan (5x7x1): Measurement grid: dx=15mm, dy=15mm
Maximum value of SAR (measured) = 18.9 mW/g

d=10mm, Pin=250mW/Zoom Scan (7x7x7)/Cube 0: Measurement grid: dx=5mm, dy=5mm, dz=5mm

Reference Value = 93.1 V/m; Power Drift = -0.057 dB

Peak SAR (extrapolated) = 32.9 W/kg

SAR(1 g) = 13.9 mW/g; SAR(10 g) = 6.16 mW/g

Maximum value of SAR (measured) = 18.7 mW/g

