



**Test Mode:** TX / IEEE 802.11n HT 20 MHz / 5580MHz /(CH Mid) **Tested by:** Saber Huang

**Ambient temperature:** 24°C **Relative humidity:** 52% RH **Date:** August 12, 2017

Frequency (MHz)	Reading (dBuV)	Correction Factor (dB/m)	Result (dBuV/m)	Limit (dBuV/m)	Margin (dB)	Antenna Pole (V/H)	Remark
7068.000	31.36	7.83	39.19	68.23	-29.04	V	peak
8004.000	31.08	9.65	40.73	68.23	-27.50	V	peak
8436.000	31.37	9.41	40.78	68.23	-27.45	V	peak
9060.000	30.78	9.27	40.05	68.23	-28.18	V	peak
9648.000	29.76	10.97	40.73	68.23	-27.50	V	peak
11160.000	31.15	15.01	46.16	68.23	-22.07	V	peak
7380.000	31.18	8.44	39.62	68.23	-28.61	H	Peak
8412.000	31.14	9.42	40.56	68.23	-27.67	H	Peak
8604.000	30.20	9.32	39.52	68.23	-28.71	H	Peak
9876.000	30.20	11.62	41.82	68.23	-26.41	H	peak
10932.000	29.70	14.87	44.57	68.23	-23.66	H	peak
11412.000	30.73	14.90	45.63	68.23	-22.60	H	peak

**Remark:**

1. Measuring frequencies from 1 GHz to the 10th harmonic of highest fundamental frequency.
2. Radiated emissions measured in frequency above 1000MHz were made with an instrument using peak/average detector mode.
3. Average test would be performed if the peak result were greater than the average limit.
4. Data of measurement within this frequency range shown " --- " in the table above means the reading of emissions are attenuated more than 20dB below the permissible limits or the field strength is too small to be measured.
5. Measurements above show only up to 6 maximum emissions noted, or would be lesser, with " N/A " remark, if no specific emissions from the EUT are recorded (ie: margin>20dB from the applicable limit) and considered that's already beyond the background noise floor.
6. Margin (dB) = Remark result (dBuV/m) – Average limit (dBuV/m).



**Test Mode:** TX / IEEE 802.11n HT 20 MHz / 5700MHz /(CH High) **Tested by:** Saber Huang

**Ambient temperature:** 24°C **Relative humidity:** 52% RH

**Date:** August 12, 2017

Frequency (MHz)	Reading (dBuV)	Correction Factor (dB/m)	Result (dBuV/m)	Limit (dBuV/m)	Margin (dB)	Antenna Pole (V/H)	Remark
7248.000	30.77	8.18	38.95	68.23	-29.28	V	peak
7644.000	31.48	8.96	40.44	68.23	-27.79	V	peak
8280.000	31.88	9.50	41.38	68.23	-26.85	V	peak
8604.000	30.54	9.32	39.86	68.23	-28.37	V	peak
9912.000	30.46	11.73	42.19	68.23	-26.04	V	peak
11292.000	30.57	14.95	45.52	68.23	-22.71	V	peak
8364.000	31.93	9.45	41.38	68.23	-26.85	H	Peak
9108.000	31.07	9.41	40.48	68.23	-27.75	H	Peak
9852.000	30.67	11.55	42.22	68.23	-26.01	H	Peak
10620.000	29.62	13.90	43.52	68.23	-24.71	H	peak
11052.000	29.21	15.06	44.27	68.23	-23.96	H	peak
11928.000	29.96	14.67	44.63	68.23	-23.60	H	peak

**Remark:**

1. Measuring frequencies from 1 GHz to the 10th harmonic of highest fundamental frequency.
2. Radiated emissions measured in frequency above 1000MHz were made with an instrument using peak/average detector mode.
3. Average test would be performed if the peak result were greater than the average limit.
4. Data of measurement within this frequency range shown " --- " in the table above means the reading of emissions are attenuated more than 20dB below the permissible limits or the field strength is too small to be measured.
5. Measurements above show only up to 6 maximum emissions noted, or would be lesser, with " N/A " remark, if no specific emissions from the EUT are recorded (ie: margin>20dB from the applicable limit) and considered that's already beyond the background noise floor.
6. Margin (dB) = Remark result (dBuV/m) – Average limit (dBuV/m).



**Test Mode:** TX / IEEE 802.11n HT 20 MHz / 5745MHz /(CH Low) **Tested by:** Saber Huang

**Ambient temperature:** 24°C **Relative humidity:** 52% RH **Date:** August 12, 2017

Frequency (MHz)	Reading (dBuV)	Correction Factor (dB/m)	Result (dBuV/m)	Limit (dBuV/m)	Margin (dB)	Antenna Pole (V/H)	Remark
6756.000	31.80	7.30	39.10	68.23	-29.13	V	peak
7740.000	31.86	9.14	41.00	68.23	-27.23	V	peak
7980.000	31.51	9.61	41.12	68.23	-27.11	V	peak
8676.000	30.63	9.28	39.91	68.23	-28.32	V	peak
9432.000	30.71	10.34	41.05	68.23	-27.18	V	peak
11148.000	31.16	15.01	46.17	68.23	-22.06	V	peak
7284.000	30.80	8.25	39.05	68.23	-29.18	H	Peak
8004.000	31.55	9.65	41.20	68.23	-27.03	H	Peak
8316.000	31.47	9.48	40.95	68.23	-27.28	H	Peak
9408.000	30.87	10.28	41.15	68.23	-27.08	H	peak
10584.000	29.80	13.79	43.59	68.23	-24.64	H	peak
11028.000	29.70	15.07	44.77	68.23	-23.46	H	peak

**Remark:**

1. Measuring frequencies from 1 GHz to the 10th harmonic of highest fundamental frequency.
2. Radiated emissions measured in frequency above 1000MHz were made with an instrument using peak/average detector mode.
3. Average test would be performed if the peak result were greater than the average limit.
4. Data of measurement within this frequency range shown " --- " in the table above means the reading of emissions are attenuated more than 20dB below the permissible limits or the field strength is too small to be measured.
5. Measurements above show only up to 6 maximum emissions noted, or would be lesser, with " N/A " remark, if no specific emissions from the EUT are recorded (ie: margin>20dB from the applicable limit) and considered that's already beyond the background noise floor.
6. Margin (dB) = Remark result (dBuV/m) – Average limit (dBuV/m).



**Test Mode:** TX / IEEE 802.11n HT 20 MHz / 5785MHz /(CH Mid) **Tested by:** Saber Huang

**Ambient temperature:** 24°C **Relative humidity:** 52% RH

**Date:** August 12, 2017

Frequency (MHz)	Reading (dBuV)	Correction Factor (dB/m)	Result (dBuV/m)	Limit (dBuV/m)	Margin (dB)	Antenna Pole (V/H)	Remark
7044.000	31.26	7.79	39.05	68.23	-29.18	V	peak
8532.000	31.38	9.36	40.74	68.23	-27.49	V	peak
9444.000	30.65	10.38	41.03	68.23	-27.20	V	peak
10356.000	30.59	13.08	43.67	68.23	-24.56	V	peak
11184.000	31.05	15.00	46.05	68.23	-22.18	V	peak
12024.000	30.12	14.72	44.84	68.23	-23.39	V	peak
6828.000	31.46	7.42	38.88	68.23	-29.35	H	Peak
8028.000	31.31	9.63	40.94	68.23	-27.29	H	Peak
8712.000	30.22	9.26	39.48	68.23	-28.75	H	Peak
9336.000	30.66	10.07	40.73	68.23	-27.50	H	peak
10032.000	29.96	12.08	42.04	68.23	-26.19	H	peak
10584.000	30.09	13.79	43.88	68.23	-24.35	H	peak

**Remark:**

1. Measuring frequencies from 1 GHz to the 10th harmonic of highest fundamental frequency.
2. Radiated emissions measured in frequency above 1000MHz were made with an instrument using peak/average detector mode.
3. Average test would be performed if the peak result were greater than the average limit.
4. Data of measurement within this frequency range shown " --- " in the table above means the reading of emissions are attenuated more than 20dB below the permissible limits or the field strength is too small to be measured.
5. Measurements above show only up to 6 maximum emissions noted, or would be lesser, with " N/A " remark, if no specific emissions from the EUT are recorded (ie: margin>20dB from the applicable limit) and considered that's already beyond the background noise floor.
6. Margin (dB) = Remark result (dBuV/m) – Average limit (dBuV/m).



**Test Mode:** TX / IEEE 802.11n HT 20 MHz / 5825MHz /(CH High) **Tested by:** Saber Huang

**Ambient temperature:** 24°C **Relative humidity:** 52% RH **Date:** August 12, 2017

Frequency (MHz)	Reading (dBuV)	Correction Factor (dB/m)	Result (dBuV/m)	Limit (dBuV/m)	Margin (dB)	Antenna Pole (V/H)	Remark
7236.000	30.97	8.16	39.13	68.23	-29.10	V	peak
7740.000	31.21	9.14	40.35	68.23	-27.88	V	peak
8556.000	31.37	9.34	40.71	68.23	-27.52	V	peak
9576.000	30.08	10.76	40.84	68.23	-27.39	V	peak
10632.000	30.73	13.94	44.67	68.23	-23.56	V	peak
11988.000	30.16	14.65	44.81	68.23	-23.42	V	peak
6756.000	31.59	7.30	38.89	68.23	-29.34	H	Peak
7668.000	31.68	9.00	40.68	68.23	-27.55	H	Peak
8352.000	31.97	9.46	41.43	68.23	-26.80	H	Peak
8940.000	30.19	9.13	39.32	68.23	-28.91	H	peak
9828.000	30.40	11.48	41.88	68.23	-26.35	H	peak
10356.000	30.12	13.08	43.20	68.23	-25.03	H	peak

**Remark:**

1. Measuring frequencies from 1 GHz to the 10th harmonic of highest fundamental frequency.
2. Radiated emissions measured in frequency above 1000MHz were made with an instrument using peak/average detector mode.
3. Average test would be performed if the peak result were greater than the average limit.
4. Data of measurement within this frequency range shown " --- " in the table above means the reading of emissions are attenuated more than 20dB below the permissible limits or the field strength is too small to be measured.
5. Measurements above show only up to 6 maximum emissions noted, or would be lesser, with " N/A " remark, if no specific emissions from the EUT are recorded (ie: margin>20dB from the applicable limit) and considered that's already beyond the background noise floor.
6. Margin (dB) = Remark result (dBuV/m) – Average limit (dBuV/m).

**Combine with Antenna 0 and Antenna 1 and Antenna 2****Test Mode:** TX / IEEE 802.11n HT 40 MHz / 5190MHz /(CH Low) **Tested by:** Saber Huang**Ambient temperature:** 24°C **Relative humidity:** 52% RH **Date:** August 12, 2017

Frequency (MHz)	Reading (dBuV)	Correction Factor (dB/m)	Result (dBuV/m)	Limit (dBuV/m)	Margin (dB)	Antenna Pole (V/H)	Remark
7320.000	31.20	8.32	39.52	68.23	-28.71	V	peak
8100.000	31.73	9.60	41.33	68.23	-26.90	V	peak
9012.000	31.17	9.13	40.30	68.23	-27.93	V	peak
10116.000	30.07	12.34	42.41	68.23	-25.82	V	peak
10704.000	29.91	14.16	44.07	68.23	-24.16	V	peak
11256.000	30.95	14.97	45.92	68.23	-22.31	V	peak
6348.000	31.81	6.64	38.45	68.23	-29.78	H	Peak
7932.000	31.11	9.52	40.63	68.23	-27.60	H	Peak
8112.000	31.27	9.59	40.86	68.23	-27.37	H	Peak
9024.000	30.47	9.17	39.64	68.23	-28.59	H	peak
9924.000	30.19	11.76	41.95	68.23	-26.28	H	peak
11532.000	31.07	14.85	45.92	68.23	-22.31	H	peak

**Remark:**

1. Measuring frequencies from 1 GHz to the 10th harmonic of highest fundamental frequency.
2. Radiated emissions measured in frequency above 1000MHz were made with an instrument using peak/average detector mode.
3. Average test would be performed if the peak result were greater than the average limit.
4. Data of measurement within this frequency range shown " --- " in the table above means the reading of emissions are attenuated more than 20dB below the permissible limits or the field strength is too small to be measured.
5. Measurements above show only up to 6 maximum emissions noted, or would be lesser, with " N/A " remark, if no specific emissions from the EUT are recorded (ie: margin>20dB from the applicable limit) and considered that's already beyond the background noise floor.
6. Margin (dB) = Remark result (dBuV/m) – Average limit (dBuV/m).



**Test Mode:** TX / IEEE 802.11n HT 40 MHz / 5230MHz /(CH High) **Tested by:** Saber Huang

**Ambient temperature:** 24°C **Relative humidity:** 52% RH **Date:** August 12, 2017

Frequency (MHz)	Reading (dBuV)	Correction Factor (dB/m)	Result (dBuV/m)	Limit (dBuV/m)	Margin (dB)	Antenna Pole (V/H)	Remark
7596.000	31.12	8.86	39.98	68.23	-28.25	V	peak
8592.000	30.59	9.32	39.91	68.23	-28.32	V	peak
9252.000	30.78	9.83	40.61	68.23	-27.62	V	peak
9828.000	29.90	11.48	41.38	68.23	-26.85	V	peak
11148.000	30.63	15.01	45.64	68.23	-22.59	V	peak
11952.000	30.06	14.66	44.72	68.23	-23.51	V	peak
7416.000	31.36	8.51	39.87	68.23	-28.36	H	Peak
8112.000	31.63	9.59	41.22	68.23	-27.01	H	Peak
8544.000	30.83	9.35	40.18	68.23	-28.05	H	Peak
9888.000	30.84	11.66	42.50	68.23	-25.73	H	peak
10572.000	30.36	13.75	44.11	68.23	-24.12	H	peak
11196.000	30.81	14.99	45.80	68.23	-22.43	H	peak

**Remark:**

1. Measuring frequencies from 1 GHz to the 10th harmonic of highest fundamental frequency.
2. Radiated emissions measured in frequency above 1000MHz were made with an instrument using peak/average detector mode.
3. Average test would be performed if the peak result were greater than the average limit.
4. Data of measurement within this frequency range shown " --- " in the table above means the reading of emissions are attenuated more than 20dB below the permissible limits or the field strength is too small to be measured.
5. Measurements above show only up to 6 maximum emissions noted, or would be lesser, with " N/A " remark, if no specific emissions from the EUT are recorded (ie: margin>20dB from the applicable limit) and considered that's already beyond the background noise floor.
6. Margin (dB) = Remark result (dBuV/m) – Average limit (dBuV/m).



**Test Mode:** TX / IEEE 802.11n HT 40 MHz / 5270MHz /(CH Low) **Tested by:** Saber Huang

**Ambient temperature:** 24°C **Relative humidity:** 52% RH **Date:** August 12, 2017

Frequency (MHz)	Reading (dBuV)	Correction Factor (dB/m)	Result (dBuV/m)	Limit (dBuV/m)	Margin (dB)	Antenna Pole (V/H)	Remark
7560.000	30.54	8.79	39.33	68.23	-28.90	V	peak
8628.000	30.44	9.30	39.74	68.23	-28.49	V	peak
9312.000	30.06	10.00	40.06	68.23	-28.17	V	peak
9576.000	30.75	10.76	41.51	68.23	-26.72	V	peak
10368.000	30.34	13.12	43.46	68.23	-24.77	V	peak
11232.000	31.27	14.98	46.25	68.23	-21.98	V	peak
7068.000	31.36	7.83	39.19	68.23	-29.04	H	Peak
8184.000	32.26	9.55	41.81	68.23	-26.42	H	Peak
8976.000	30.59	9.11	39.70	68.23	-28.53	H	Peak
9900.000	30.28	11.69	41.97	68.23	-26.26	H	peak
10968.000	29.24	14.98	44.22	68.23	-24.01	H	peak
11544.000	31.21	14.84	46.05	68.23	-22.18	H	peak

**Remark:**

1. Measuring frequencies from 1 GHz to the 10th harmonic of highest fundamental frequency.
2. Radiated emissions measured in frequency above 1000MHz were made with an instrument using peak/average detector mode.
3. Average test would be performed if the peak result were greater than the average limit.
4. Data of measurement within this frequency range shown " --- " in the table above means the reading of emissions are attenuated more than 20dB below the permissible limits or the field strength is too small to be measured.
5. Measurements above show only up to 6 maximum emissions noted, or would be lesser, with " N/A " remark, if no specific emissions from the EUT are recorded (ie: margin>20dB from the applicable limit) and considered that's already beyond the background noise floor.
6. Margin (dB) = Remark result (dBuV/m) – Average limit (dBuV/m).





**Test Mode:** TX / IEEE 802.11n HT 40 MHz / 5310MHz /(CH High) **Tested by:** Saber Huang

**Ambient temperature:** 24°C **Relative humidity:** 52% RH **Date:** August 12, 2017

Frequency (MHz)	Reading (dBuV)	Correction Factor (dB/m)	Result (dBuV/m)	Limit (dBuV/m)	Margin (dB)	Antenna Pole (V/H)	Remark
7800.000	31.37	9.26	40.63	68.23	-27.60	V	peak
8340.000	31.45	9.46	40.91	68.23	-27.32	V	peak
8532.000	31.42	9.36	40.78	68.23	-27.45	V	peak
9336.000	30.29	10.07	40.36	68.23	-27.87	V	peak
10032.000	30.15	12.08	42.23	68.23	-26.00	V	peak
11040.000	29.12	15.06	44.18	68.23	-24.05	V	peak
7968.000	31.37	9.59	40.96	68.23	-27.27	H	Peak
8604.000	30.83	9.32	40.15	68.23	-28.08	H	Peak
9720.000	29.78	11.17	40.95	68.23	-27.28	H	Peak
10932.000	29.62	14.87	44.49	68.23	-23.74	H	peak
11304.000	30.96	14.95	45.91	68.23	-22.32	H	peak
12156.000	30.02	15.16	45.18	68.23	-23.05	H	peak

**Remark:**

1. Measuring frequencies from 1 GHz to the 10th harmonic of highest fundamental frequency.
2. Radiated emissions measured in frequency above 1000MHz were made with an instrument using peak/average detector mode.
3. Average test would be performed if the peak result were greater than the average limit.
4. Data of measurement within this frequency range shown " --- " in the table above means the reading of emissions are attenuated more than 20dB below the permissible limits or the field strength is too small to be measured.
5. Measurements above show only up to 6 maximum emissions noted, or would be lesser, with " N/A " remark, if no specific emissions from the EUT are recorded (ie: margin>20dB from the applicable limit) and considered that's already beyond the background noise floor.
6. Margin (dB) = Remark result (dBuV/m) – Average limit (dBuV/m).



**Test Mode:** TX / IEEE 802.11n HT 40 MHz / 5510MHz /(CH Low) **Tested by:** Saber Huang

**Ambient temperature:** 24°C **Relative humidity:** 52% RH

**Date:** August 12, 2017

Frequency (MHz)	Reading (dBuV)	Correction Factor (dB/m)	Result (dBuV/m)	Limit (dBuV/m)	Margin (dB)	Antenna Pole (V/H)	Remark
6720.000	31.65	7.25	38.90	68.23	-29.33	V	peak
8076.000	31.25	9.61	40.86	68.23	-27.37	V	peak
8484.000	30.43	9.38	39.81	68.23	-28.42	V	peak
9540.000	30.14	10.66	40.80	68.23	-27.43	V	peak
10560.000	30.40	13.72	44.12	68.23	-24.11	V	peak
11172.000	30.67	15.00	45.67	68.23	-22.56	V	peak
6672.000	31.32	7.17	38.49	68.23	-29.74	H	Peak
7776.000	31.13	9.21	40.34	68.23	-27.89	H	Peak
8124.000	31.67	9.58	41.25	68.23	-26.98	H	Peak
9336.000	30.89	10.07	40.96	68.23	-27.27	H	peak
10356.000	29.90	13.08	42.98	68.23	-25.25	H	peak
10884.000	29.38	14.72	44.10	68.23	-24.13	H	peak

**Remark:**

1. Measuring frequencies from 1 GHz to the 10th harmonic of highest fundamental frequency.
2. Radiated emissions measured in frequency above 1000MHz were made with an instrument using peak/average detector mode.
3. Average test would be performed if the peak result were greater than the average limit.
4. Data of measurement within this frequency range shown " --- " in the table above means the reading of emissions are attenuated more than 20dB below the permissible limits or the field strength is too small to be measured.
5. Measurements above show only up to 6 maximum emissions noted, or would be lesser, with " N/A " remark, if no specific emissions from the EUT are recorded (ie: margin>20dB from the applicable limit) and considered that's already beyond the background noise floor.
6. Margin (dB) = Remark result (dBuV/m) – Average limit (dBuV/m).



Test Mode: TX / IEEE 802.11n HT 40 MHz / 5550MHz /(CH Mid) Tested by: Saber Huang

Ambient temperature: 24°C Relative humidity: 52% RH Date: August 12, 2017

Frequency (MHz)	Reading (dBuV)	Correction Factor (dB/m)	Result (dBuV/m)	Limit (dBuV/m)	Margin (dB)	Antenna Pole (V/H)	Remark
7476.000	31.05	8.63	39.68	68.23	-28.55	V	peak
8424.000	31.38	9.42	40.80	68.23	-27.43	V	peak
9000.000	31.49	9.10	40.59	68.23	-27.64	V	peak
9588.000	30.41	10.79	41.20	68.23	-27.03	V	peak
10356.000	30.34	13.08	43.42	68.23	-24.81	V	peak
12300.000	29.16	15.63	44.79	68.23	-23.44	V	peak
7320.000	31.85	8.32	40.17	68.23	-28.06	H	Peak
8028.000	30.96	9.63	40.59	68.23	-27.64	H	Peak
9252.000	30.49	9.83	40.32	68.23	-27.91	H	Peak
9996.000	30.14	11.97	42.11	68.23	-26.12	H	peak
10608.000	30.36	13.86	44.22	68.23	-24.01	H	peak
11664.000	29.98	14.79	44.77	68.23	-23.46	H	peak

**Remark:**

1. Measuring frequencies from 1 GHz to the 10th harmonic of highest fundamental frequency.
2. Radiated emissions measured in frequency above 1000MHz were made with an instrument using peak/average detector mode.
3. Average test would be performed if the peak result were greater than the average limit.
4. Data of measurement within this frequency range shown “ --- ” in the table above means the reading of emissions are attenuated more than 20dB below the permissible limits or the field strength is too small to be measured.
5. Measurements above show only up to 6 maximum emissions noted, or would be lesser, with “ N/A ” remark, if no specific emissions from the EUT are recorded (ie: margin>20dB from the applicable limit) and considered that's already beyond the background noise floor.
6. Margin (dB) = Remark result (dBuV/m) – Average limit (dBuV/m).



**Test Mode:** TX / IEEE 802.11n HT 40 MHz / 5670MHz /(CH High) **Tested by:** Saber Huang  
**Ambient temperature:** 24°C **Relative humidity:** 52% RH **Date:** August 12, 2017

Frequency (MHz)	Reading (dBuV)	Correction Factor (dB/m)	Result (dBuV/m)	Limit (dBuV/m)	Margin (dB)	Antenna Pole (V/H)	Remark
7296.000	31.10	8.28	39.38	68.23	-28.85	V	peak
8040.000	31.07	9.63	40.70	68.23	-27.53	V	peak
8976.000	31.52	9.11	40.63	68.23	-27.60	V	peak
9396.000	30.81	10.24	41.05	68.23	-27.18	V	peak
10116.000	29.81	12.34	42.15	68.23	-26.08	V	peak
10944.000	29.51	14.91	44.42	68.23	-23.81	V	peak
7560.000	31.64	8.79	40.43	68.23	-27.80	H	Peak
8820.000	30.97	9.20	40.17	68.23	-28.06	H	Peak
9348.000	30.80	10.10	40.90	68.23	-27.33	H	Peak
9936.000	30.07	11.80	41.87	68.23	-26.36	H	peak
10824.000	29.79	14.53	44.32	68.23	-23.91	H	peak
12480.000	30.04	16.23	46.27	68.23	-21.96	H	peak

**Remark:**

1. Measuring frequencies from 1 GHz to the 10th harmonic of highest fundamental frequency.
2. Radiated emissions measured in frequency above 1000MHz were made with an instrument using peak/average detector mode.
3. Average test would be performed if the peak result were greater than the average limit.
4. Data of measurement within this frequency range shown " --- " in the table above means the reading of emissions are attenuated more than 20dB below the permissible limits or the field strength is too small to be measured.
5. Measurements above show only up to 6 maximum emissions noted, or would be lesser, with " N/A " remark, if no specific emissions from the EUT are recorded (ie: margin>20dB from the applicable limit) and considered that's already beyond the background noise floor.
6. Margin (dB) = Remark result (dBuV/m) – Average limit (dBuV/m).



**Test Mode:** TX / IEEE 802.11n HT 40 MHz / 5755MHz /(CH Low) **Tested by:** Saber Huang  
**Ambient temperature:** 24°C **Relative humidity:** 52% RH **Date:** August 12, 2017

Frequency (MHz)	Reading (dBuV)	Correction Factor (dB/m)	Result (dBuV/m)	Limit (dBuV/m)	Margin (dB)	Antenna Pole (V/H)	Remark
7320.000	30.68	8.32	39.00	68.23	-29.23	V	peak
8076.000	31.03	9.61	40.64	68.23	-27.59	V	peak
8652.000	30.73	9.29	40.02	68.23	-28.21	V	peak
9696.000	30.19	11.10	41.29	68.23	-26.94	V	peak
11148.000	30.72	15.01	45.73	68.23	-22.50	V	peak
11784.000	30.05	14.74	44.79	68.23	-23.44	V	peak
7704.000	30.72	9.07	39.79	68.23	-28.44	H	Peak
8004.000	31.38	9.65	41.03	68.23	-27.20	H	Peak
9000.000	31.89	9.10	40.99	68.23	-27.24	H	Peak
10560.000	30.12	13.72	43.84	68.23	-24.39	H	peak
11004.000	29.75	15.08	44.83	68.23	-23.40	H	peak
12336.000	29.27	15.75	45.02	68.23	-23.21	H	peak

**Remark:**

1. Measuring frequencies from 1 GHz to the 10th harmonic of highest fundamental frequency.
2. Radiated emissions measured in frequency above 1000MHz were made with an instrument using peak/average detector mode.
3. Average test would be performed if the peak result were greater than the average limit.
4. Data of measurement within this frequency range shown " --- " in the table above means the reading of emissions are attenuated more than 20dB below the permissible limits or the field strength is too small to be measured.
5. Measurements above show only up to 6 maximum emissions noted, or would be lesser, with " N/A " remark, if no specific emissions from the EUT are recorded (ie: margin>20dB from the applicable limit) and considered that's already beyond the background noise floor.
6. Margin (dB) = Remark result (dBuV/m) – Average limit (dBuV/m).



**Test Mode:** TX / IEEE 802.11n HT 40 MHz / 5795MHz /(CH High) **Tested by:** Saber Huang

**Ambient temperature:** 24°C **Relative humidity:** 52% RH **Date:** August 12, 2017

Frequency (MHz)	Reading (dBuV)	Correction Factor (dB/m)	Result (dBuV/m)	Limit (dBuV/m)	Margin (dB)	Antenna Pole (V/H)	Remark
8040.000	31.25	9.63	40.88	68.23	-27.35	V	peak
8400.000	31.73	9.43	41.16	68.23	-27.07	V	peak
9420.000	30.98	10.31	41.29	68.23	-26.94	V	peak
10116.000	30.40	12.34	42.74	68.23	-25.49	V	peak
10776.000	29.75	14.39	44.14	68.23	-24.09	V	peak
11592.000	30.68	14.82	45.50	68.23	-22.73	V	peak
7596.000	31.02	8.86	39.88	68.23	-28.35	H	Peak
8100.000	31.43	9.60	41.03	68.23	-27.20	H	Peak
8676.000	30.85	9.28	40.13	68.23	-28.10	H	Peak
8976.000	30.79	9.11	39.90	68.23	-28.33	H	peak
10704.000	30.15	14.16	44.31	68.23	-23.92	H	peak
12096.000	29.66	14.96	44.62	68.23	-23.61	H	peak

**Remark:**

1. Measuring frequencies from 1 GHz to the 10th harmonic of highest fundamental frequency.
2. Radiated emissions measured in frequency above 1000MHz were made with an instrument using peak/average detector mode.
3. Average test would be performed if the peak result were greater than the average limit.
4. Data of measurement within this frequency range shown " --- " in the table above means the reading of emissions are attenuated more than 20dB below the permissible limits or the field strength is too small to be measured.
5. Measurements above show only up to 6 maximum emissions noted, or would be lesser, with " N/A " remark, if no specific emissions from the EUT are recorded (ie: margin>20dB from the applicable limit) and considered that's already beyond the background noise floor.
6. Margin (dB) = Remark result (dBuV/m) – Average limit (dBuV/m).



**Combine with Antenna 0 and Antenna 1 and Antenna 2**

**Test Mode:** TX / IEEE 802. 11ac 80 / 5210MHz /(CH Low)

**Tested by:** Saber Huang

**Ambient temperature:** 24°C **Relative humidity:** 52% RH

**Date:** August 12, 2017

Frequency (MHz)	Reading (dBuV)	Correction Factor (dB/m)	Result (dBuV/m)	Limit (dBuV/m)	Margin (dB)	Antenna Pole (V/H)	Remark
7920.000	31.58	9.49	41.07	68.23	-27.16	V	peak
8388.000	31.65	9.44	41.09	68.23	-27.14	V	peak
9324.000	30.52	10.03	40.55	68.23	-27.68	V	peak
9600.000	29.96	10.83	40.79	68.23	-27.44	V	peak
11196.000	31.26	14.99	46.25	68.23	-21.98	V	peak
12096.000	30.18	14.96	45.14	68.23	-23.09	V	peak
7548.000	31.24	8.77	40.01	68.23	-28.22	H	Peak
8088.000	31.33	9.60	40.93	68.23	-27.30	H	Peak
8988.000	31.17	9.11	40.28	68.23	-27.95	H	Peak
9540.000	30.07	10.66	40.73	68.23	-27.50	H	peak
11136.000	31.06	15.02	46.08	68.23	-22.15	H	peak
12360.000	29.93	15.83	45.76	68.23	-22.47	H	peak

**Remark:**

1. Measuring frequencies from 1 GHz to the 10th harmonic of highest fundamental frequency.
2. Radiated emissions measured in frequency above 1000MHz were made with an instrument using peak/average detector mode.
3. Average test would be performed if the peak result were greater than the average limit.
4. Data of measurement within this frequency range shown " --- " in the table above means the reading of emissions are attenuated more than 20dB below the permissible limits or the field strength is too small to be measured.
5. Measurements above show only up to 6 maximum emissions noted, or would be lesser, with " N/A " remark, if no specific emissions from the EUT are recorded (ie: margin>20dB from the applicable limit) and considered that's already beyond the background noise floor.
6. Margin (dB) = Remark result (dBuV/m) – Average limit (dBuV/m).



Test Mode: TX / IEEE 802. 11ac 80 / 5290MHz /(CH High)

Tested by: Saber Huang

Ambient temperature: 24°C Relative humidity: 52% RH

Date: August 12, 2017

Frequency (MHz)	Reading (dBuV)	Correction Factor (dB/m)	Result (dBuV/m)	Limit (dBuV/m)	Margin (dB)	Antenna Pole (V/H)	Remark
7428.000	31.19	8.53	39.72	68.23	-28.51	V	peak
8028.000	31.35	9.63	40.98	68.23	-27.25	V	peak
8484.000	30.38	9.38	39.76	68.23	-28.47	V	peak
9348.000	30.68	10.10	40.78	68.23	-27.45	V	peak
10356.000	30.76	13.08	43.84	68.23	-24.39	V	peak
11508.000	30.27	14.86	45.13	68.23	-23.10	V	peak
7728.000	31.46	9.12	40.58	68.23	-27.65	H	Peak
8556.000	30.46	9.34	39.80	68.23	-28.43	H	Peak
9432.000	31.04	10.34	41.38	68.23	-26.85	H	Peak
10476.000	30.03	13.46	43.49	68.23	-24.74	H	peak
10980.000	29.16	15.02	44.18	68.23	-24.05	H	peak
11352.000	30.27	14.93	45.20	68.23	-23.03	H	peak

**Remark:**

1. Measuring frequencies from 1 GHz to the 10th harmonic of highest fundamental frequency.
2. Radiated emissions measured in frequency above 1000MHz were made with an instrument using peak/average detector mode.
3. Average test would be performed if the peak result were greater than the average limit.
4. Data of measurement within this frequency range shown “ --- ” in the table above means the reading of emissions are attenuated more than 20dB below the permissible limits or the field strength is too small to be measured.
5. Measurements above show only up to 6 maximum emissions noted, or would be lesser, with “ N/A ” remark, if no specific emissions from the EUT are recorded (ie: margin>20dB from the applicable limit) and considered that's already beyond the background noise floor.
6. Margin (dB) = Remark result (dBuV/m) – Average limit (dBuV/m).





Test Mode: TX / IEEE 802. 11ac 80 / 5530MHz

Tested by: Saber Huang

Ambient temperature: 24°C Relative humidity: 52% RH

Date: August 12, 2017

Frequency (MHz)	Reading (dBuV)	Correction Factor (dB/m)	Result (dBuV/m)	Limit (dBuV/m)	Margin (dB)	Antenna Pole (V/H)	Remark
6984.000	31.26	7.67	38.93	68.23	-29.30	V	peak
7764.000	31.82	9.19	41.01	68.23	-27.22	V	peak
8340.000	31.34	9.46	40.80	68.23	-27.43	V	peak
9792.000	30.10	11.38	41.48	68.23	-26.75	V	peak
10572.000	30.63	13.75	44.38	68.23	-23.85	V	peak
11160.000	31.22	15.01	46.23	68.23	-22.00	V	peak
7728.000	31.46	9.12	40.58	68.23	-27.65	H	Peak
8448.000	31.44	9.40	40.84	68.23	-27.39	H	Peak
9132.000	30.84	9.48	40.32	68.23	-27.91	H	Peak
10308.000	29.81	12.93	42.74	68.23	-25.49	H	peak
10980.000	29.16	15.02	44.18	68.23	-24.05	H	peak
12072.000	30.47	14.88	45.35	68.23	-22.88	H	peak

**Remark:**

1. Measuring frequencies from 1 GHz to the 10th harmonic of highest fundamental frequency.
2. Radiated emissions measured in frequency above 1000MHz were made with an instrument using peak/average detector mode.
3. Average test would be performed if the peak result were greater than the average limit.
4. Data of measurement within this frequency range shown " --- " in the table above means the reading of emissions are attenuated more than 20dB below the permissible limits or the field strength is too small to be measured.
5. Measurements above show only up to 6 maximum emissions noted, or would be lesser, with " N/A " remark, if no specific emissions from the EUT are recorded (ie: margin>20dB from the applicable limit) and considered that's already beyond the background noise floor.
6. Margin (dB) = Remark result (dBuV/m) – Average limit (dBuV/m).



Test Mode: TX / IEEE 802.11ac 80 / 5775MHz

Tested by: Saber Huang

Ambient temperature: 24°C Relative humidity: 52% RH

Date: August 12, 2017

Frequency (MHz)	Reading (dBuV)	Correction Factor (dB/m)	Result (dBuV/m)	Limit (dBuV/m)	Margin (dB)	Antenna Pole (V/H)	Remark
7764.000	31.13	9.19	40.32	68.23	-27.91	V	peak
8628.000	30.80	9.30	40.10	68.23	-28.13	V	peak
9432.000	30.38	10.34	40.72	68.23	-27.51	V	peak
10680.000	30.00	14.09	44.09	68.23	-24.14	V	peak
11400.000	30.58	14.90	45.48	68.23	-22.75	V	peak
12324.000	29.12	15.71	44.83	68.23	-23.40	V	peak
6840.000	31.14	7.44	38.58	68.23	-29.65	H	Peak
7392.000	31.75	8.46	40.21	68.23	-28.02	H	Peak
7956.000	31.59	9.56	41.15	68.23	-27.08	H	Peak
8508.000	30.52	9.37	39.89	68.23	-28.34	H	peak
10500.000	30.02	13.53	43.55	68.23	-24.68	H	peak
11484.000	30.28	14.87	45.15	68.23	-23.08	H	peak

**Remark:**

1. Measuring frequencies from 1 GHz to the 10th harmonic of highest fundamental frequency.
2. Radiated emissions measured in frequency above 1000MHz were made with an instrument using peak/average detector mode.
3. Average test would be performed if the peak result were greater than the average limit.
4. Data of measurement within this frequency range shown " --- " in the table above means the reading of emissions are attenuated more than 20dB below the permissible limits or the field strength is too small to be measured.
5. Measurements above show only up to 6 maximum emissions noted, or would be lesser, with " N/A " remark, if no specific emissions from the EUT are recorded (ie: margin>20dB from the applicable limit) and considered that's already beyond the background noise floor.
6. Margin (dB) = Remark result (dBuV/m) – Average limit (dBuV/m).



## 6.8 CONDUCTED UNDESIRABLE EMISSION

### 6.8.1 LIMIT

According to 15.407(b),

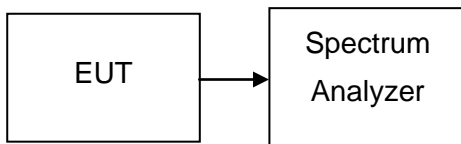
- (1) For transmitters operating in the 5.15-5.25 GHz band: all emissions outside of the 5.15-5.35 GHz band shall not exceed an EIRP of -27 dBm/MHz.
- (2) All emissions shall be limited to a level of -27 dBm/MHz at 75 MHz or more above or below the band edge increasing linearly to 10 dBm/MHz at 25 MHz above or below the band edge, and from 25 MHz above or below the band edge increasing linearly to a level of 15.6 dBm/MHz at 5 MHz above or below the band edge, and from 5 MHz above or below the band edge increasing linearly to a level of 27 dBm/MHz at the band edge.
- (3) The provisions of §15.205 apply to intentional radiators operating under this section.

### 6.8.2 MEASUREMENT EQUIPMENT USED

Name of Equipment	Manufacturer	Model	Serial Number	Last Calibration	Due Calibration
Spectrum Analyzer	Agilent	N9010A	MY52221469	02/21/2017	02/20/2018

*Remark: Each piece of equipment is scheduled for calibration once a year.*

### 6.8.3 TEST CONFIGURATION



### 6.8.4 TEST PROCEDURE

Conducted RF measurements of the transmitter output were made to confirm that the EUT antenna port conducted emissions meet the specified limit and to identify any spurious signals that require further investigation or measurements on the radiated emissions site.

The transmitter output is connected to the spectrum analyzer. The resolution bandwidth is set to 1MHz. The video bandwidth is set to 3MHz. Peak detection measurements are compared to the average EIRP limit, adjusted for the maximum antenna gain. If necessary, additional average detection measurements are made.

Measurements are made over the 30 MHz to 40 GHz range with the transmitter set to the lowest, middle, and highest channels.

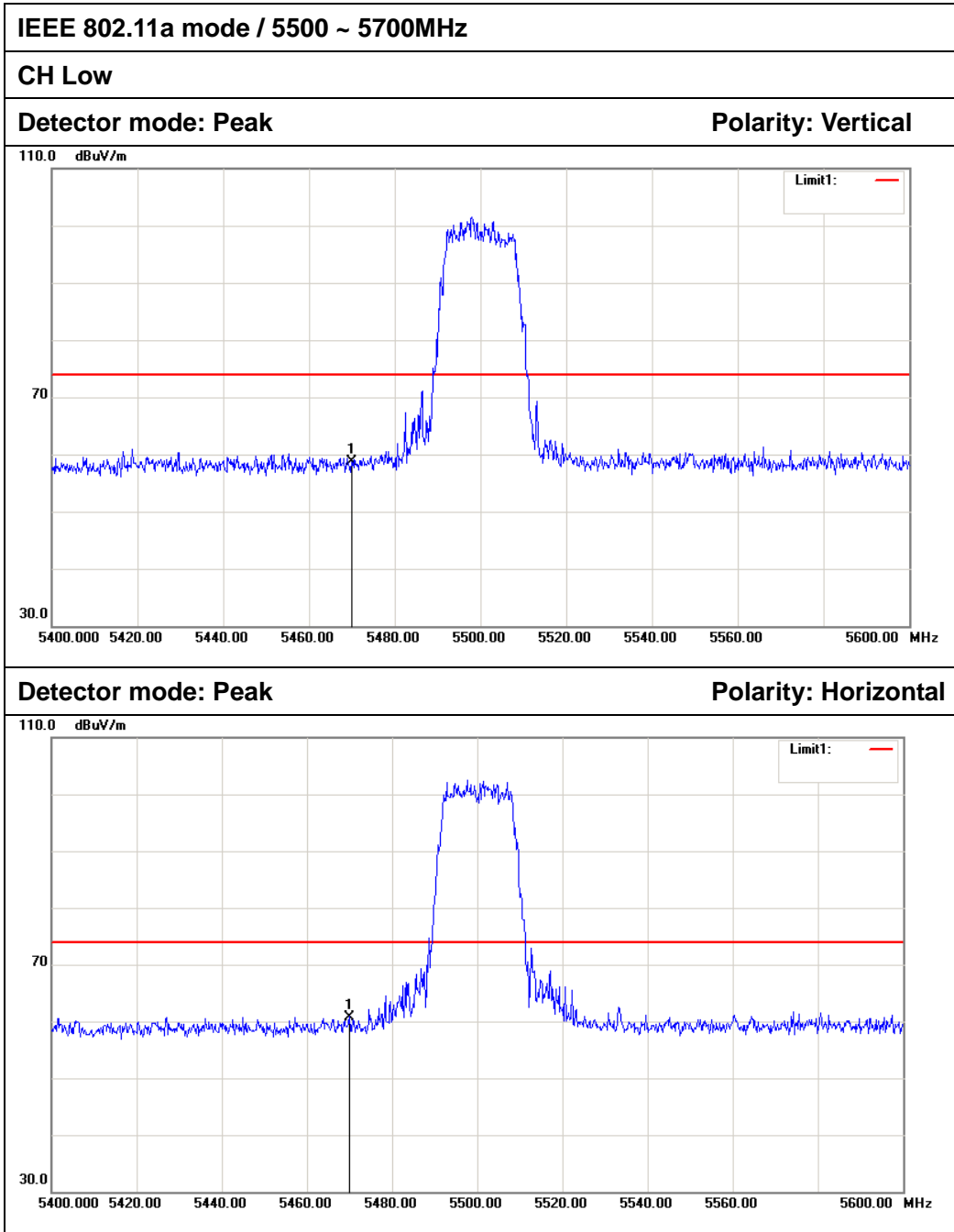


### 6.8.5 TEST RESULTS

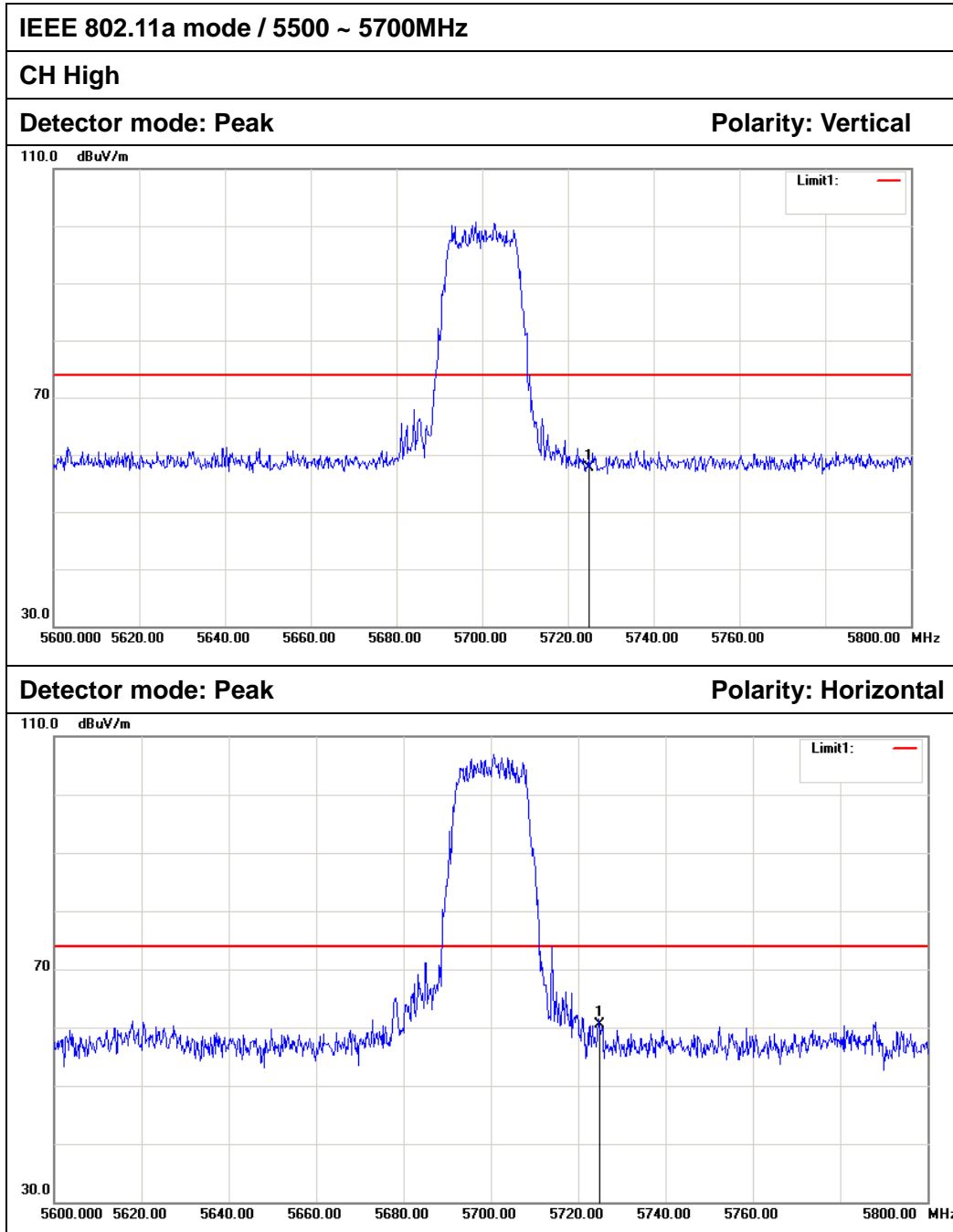
No non-compliance noted

#### Test Plot

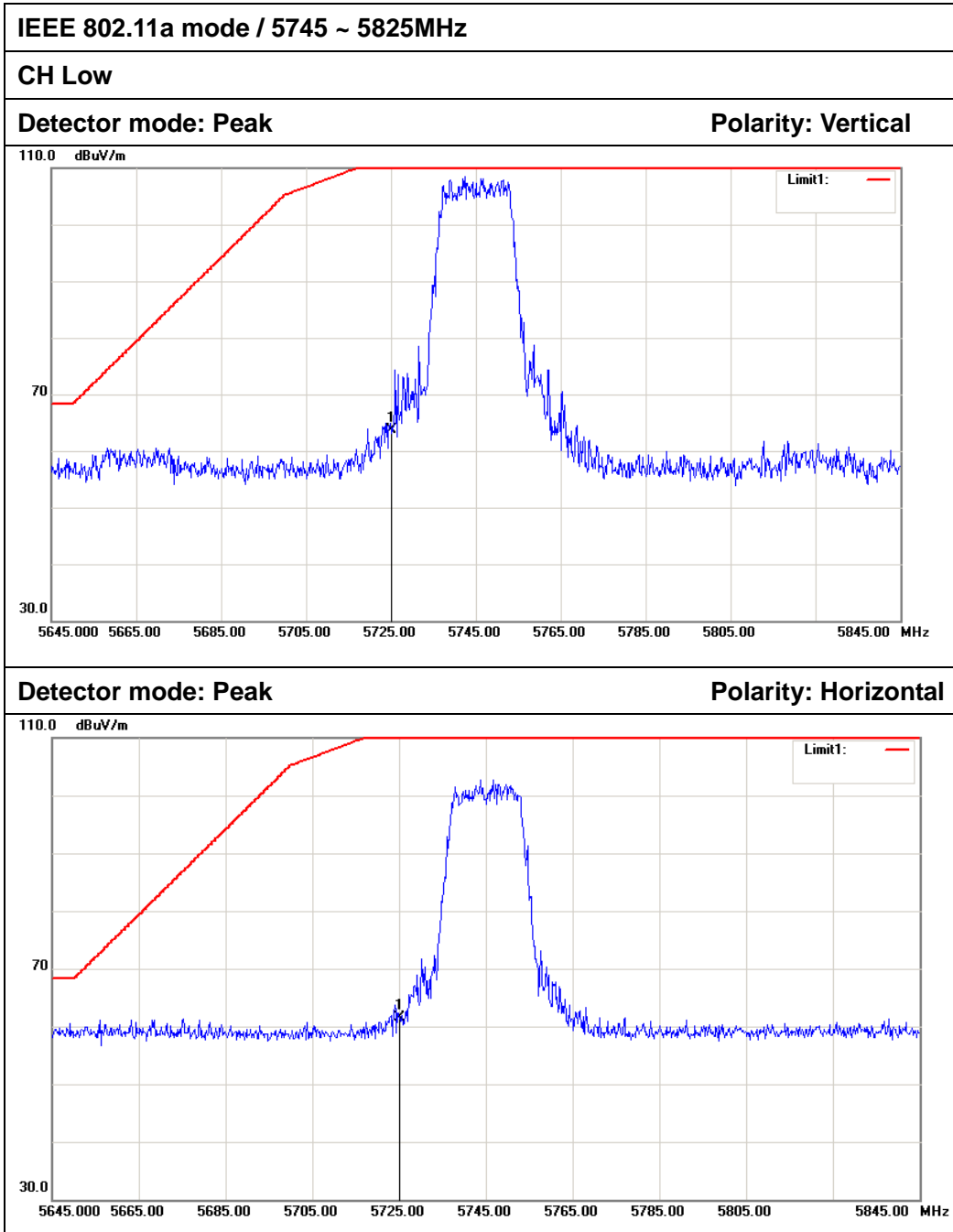
#### Antenna 0



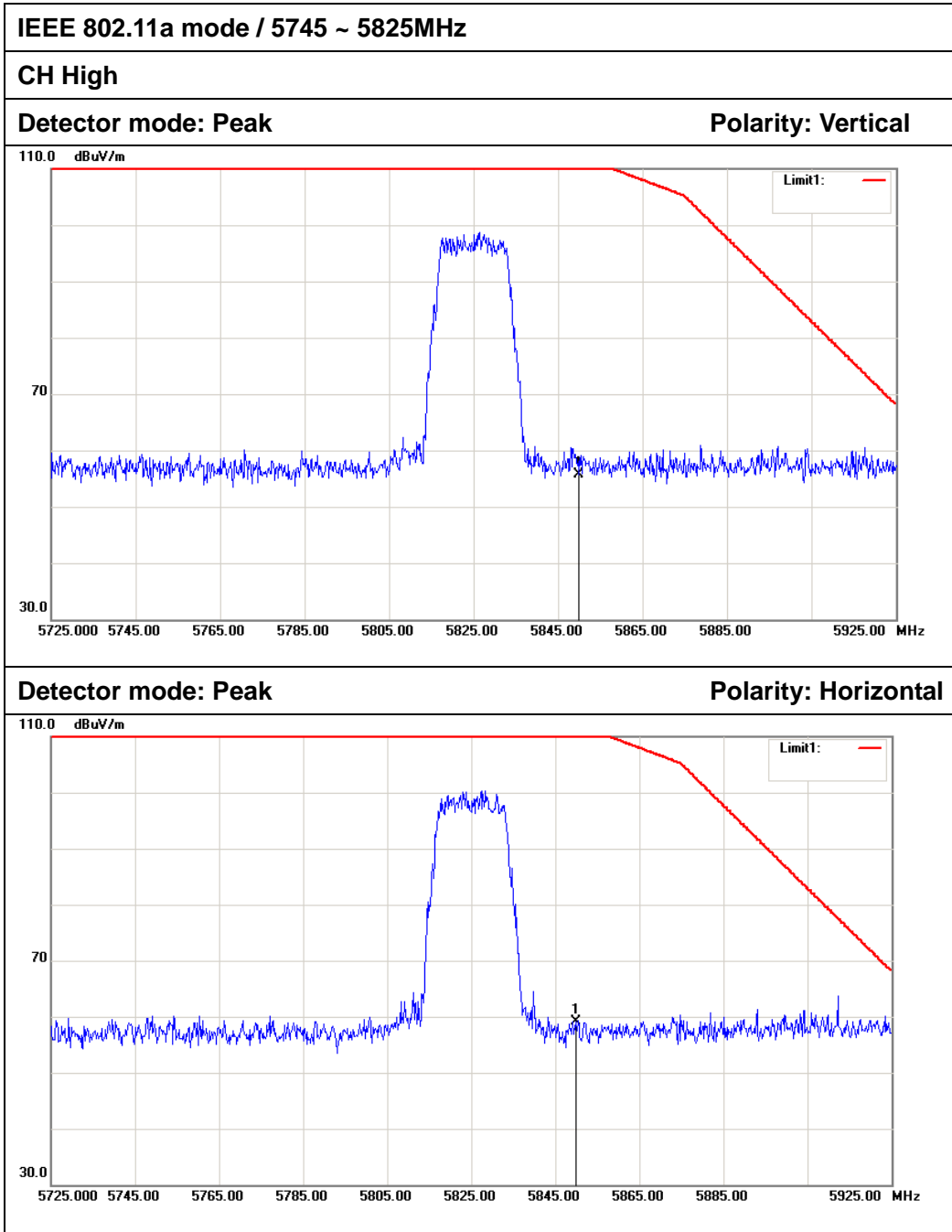
No.	Frequency (MHz)	Reading (dB)	Factor (dB/m)	Result (dB/m)	Limit (dB/m)	Margin (dB)	Remark	Antenna Polar
1	5470.000	52.86	5.82	58.68	74.00	-15.32	Peak	Vertical
2	5470.000	54.98	5.82	60.80	74.00	-13.20	Peak	Horizontal



No.	Frequency (MHz)	Reading (dB)	Factor (dB/m)	Result (dB/m)	Limit (dB/m)	Margin (dB)	Remark	Antenna Polar
1	5725.000	54.52	5.96	60.48	74.00	-13.52	Peak	Vertical
2	5725.000	51.68	5.96	57.64	74.00	-16.36	Peak	Horizontal



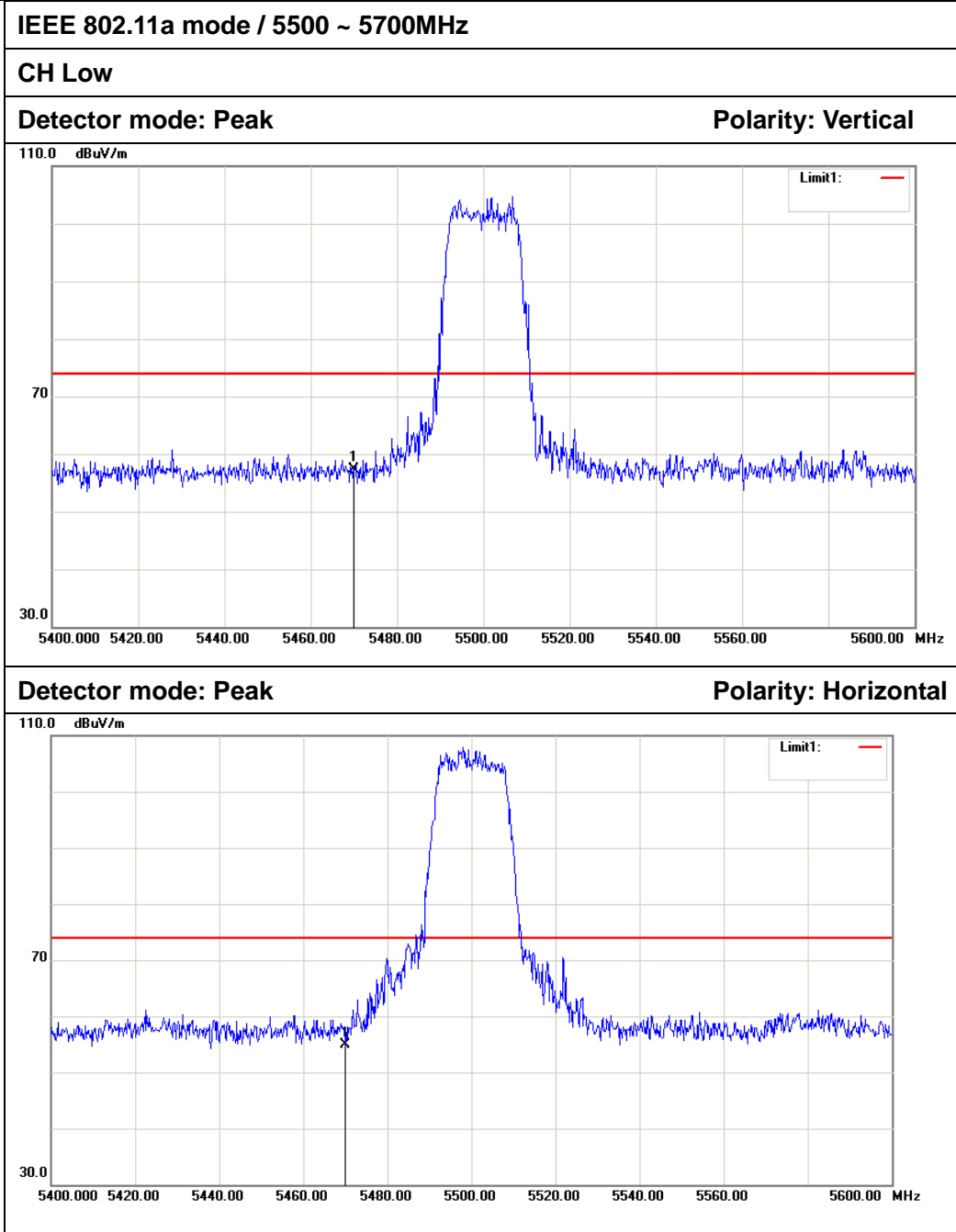
No.	Frequency (MHz)	Reading (dB)	Factor (dB/m)	Result (dB/m)	Limit (dB/m)	Margin (dB)	Remark	Antenna Polar
1	5725.000	57.65	5.96	63.61	122.20	-58.59	Peak	Vertical
2	5725.000	55.60	5.96	61.56	122.20	-60.64	Peak	Horizontal



No.	Frequency (MHz)	Reading (dB)	Factor (dB/m)	Result (dB/m)	Limit (dB/m)	Margin (dB)	Remark	Antenna Polar
1	5850.000	49.77	6.02	55.79	122.20	-66.41	Peak	Vertical
2	5850.000	53.09	6.02	59.11	122.20	-63.09	Peak	Horizontal

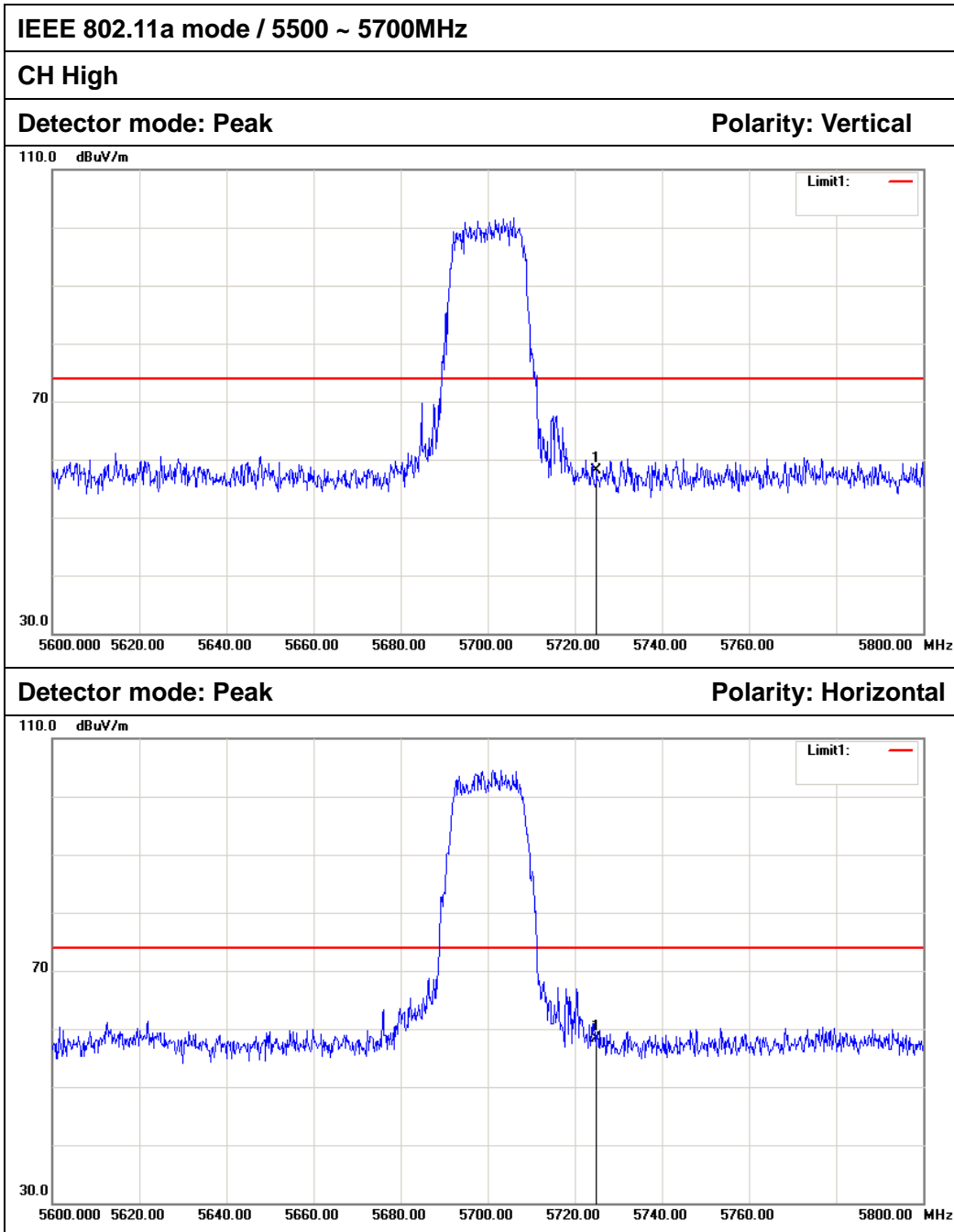


**Antenna 1**

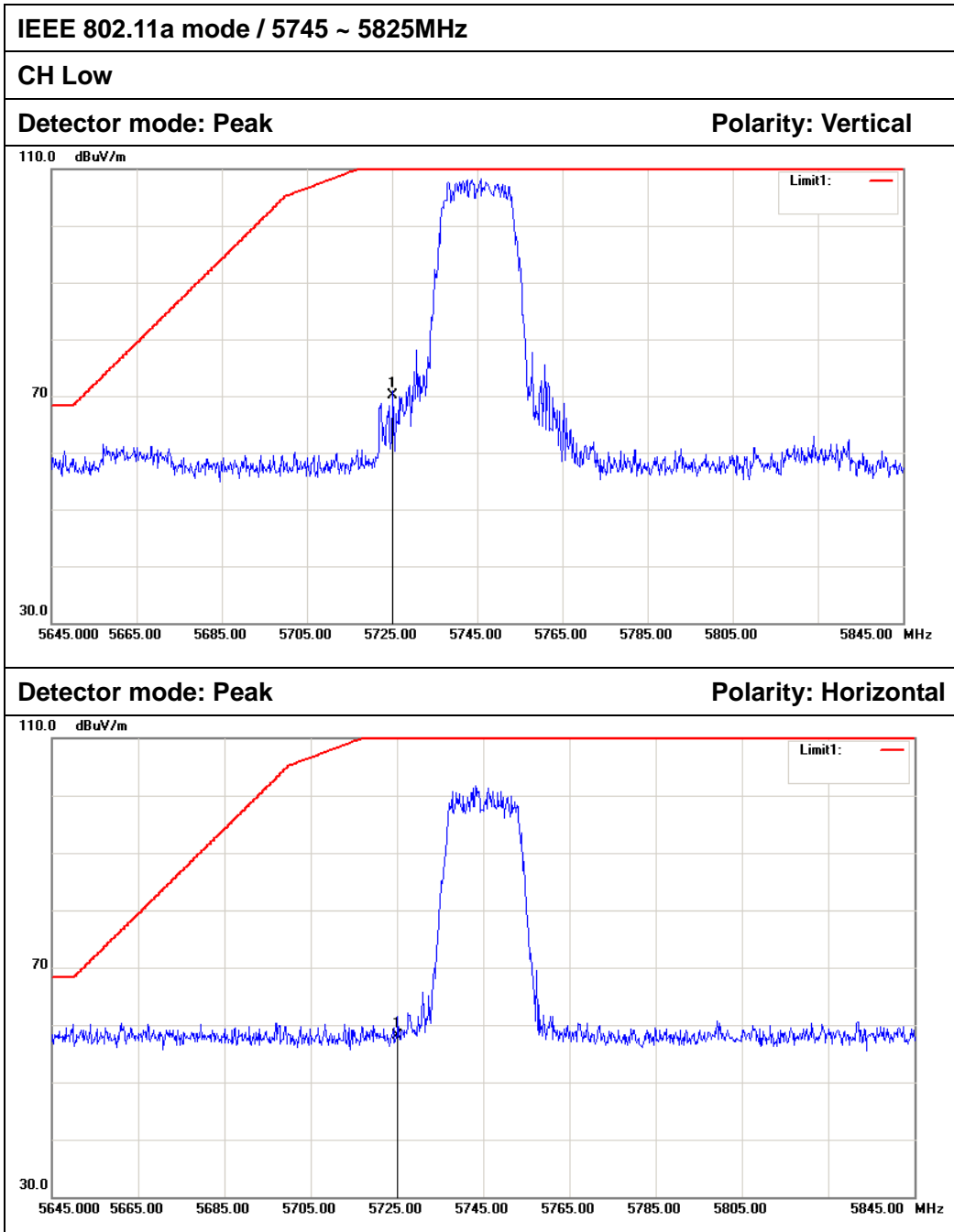


No.	Frequency (MHz)	Reading (dB)	Factor (dB/m)	Result (dB/m)	Limit (dB/m)	Margin (dB)	Remark	Antenna Polar
1	5470.000	51.47	5.82	57.29	74.00	-16.71	Peak	Vertical
2	5470.000	49.02	5.82	54.84	74.00	-19.16	Peak	Horizontal

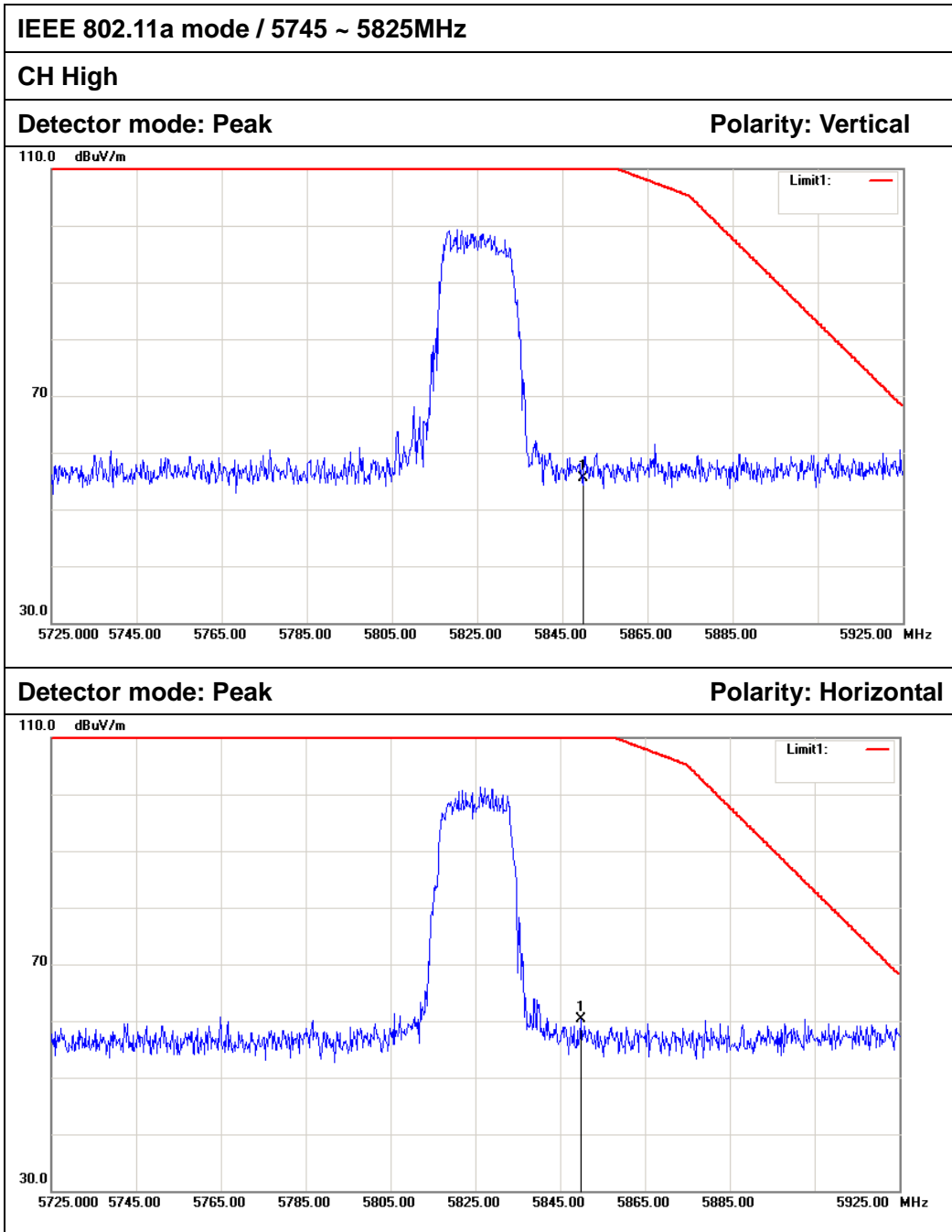




No.	Frequency (MHz)	Reading (dB)	Factor (dB/m)	Result (dB/m)	Limit (dB/m)	Margin (dB)	Remark	Antenna Polar
1	5725.000	52.20	5.96	58.16	74.00	-15.84	Peak	Vertical
2	5725.000	52.30	5.96	58.26	74.00	-15.74	Peak	Horizontal



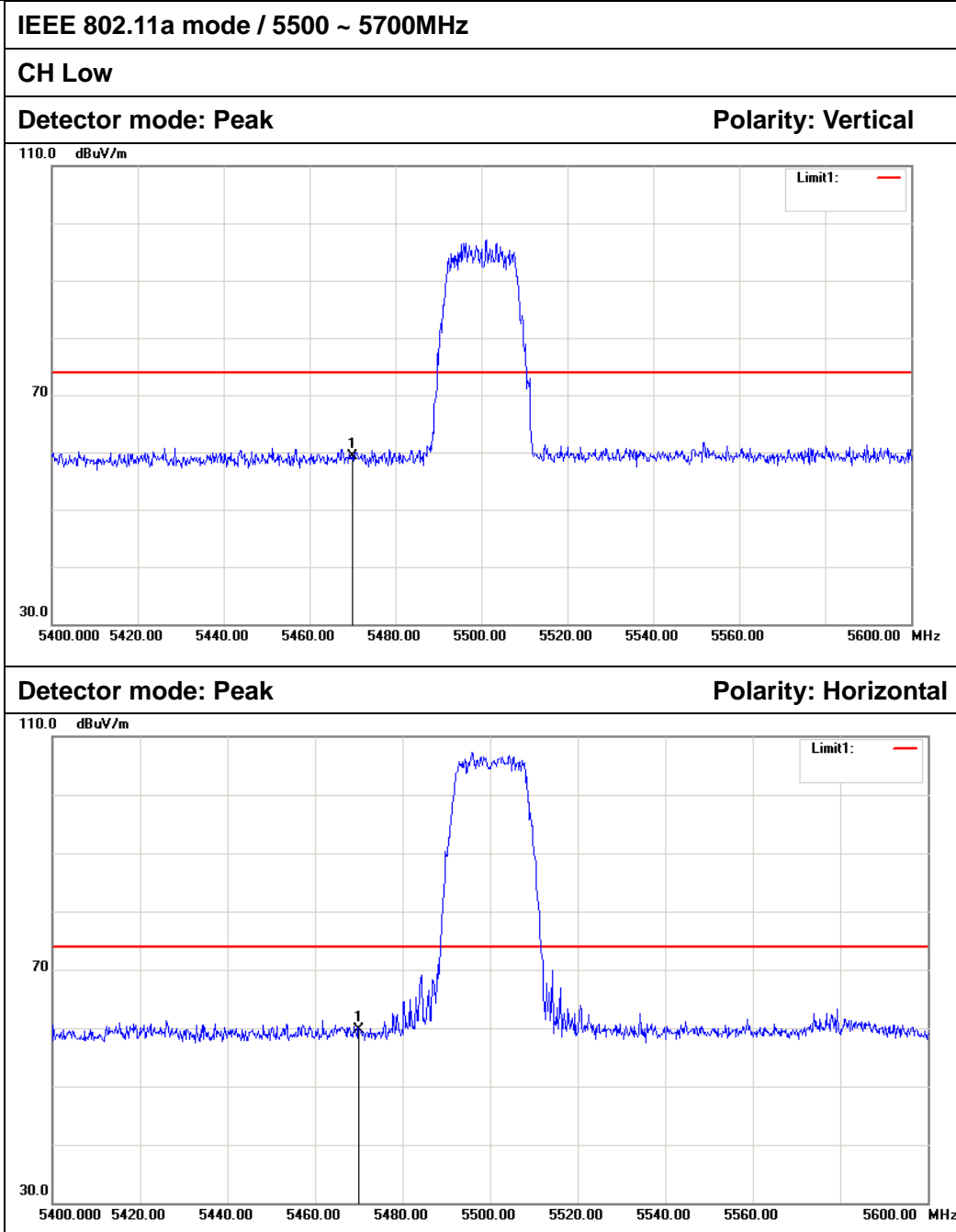
No.	Frequency (MHz)	Reading (dB)	Factor (dB/m)	Result (dB/m)	Limit (dB/m)	Margin (dB)	Remark	Antenna Polar
1	5725.000	64.22	5.96	70.18	122.20	-52.02	Peak	Vertical
2	5725.000	52.06	5.96	58.02	122.20	-64.18	Peak	Horizontal



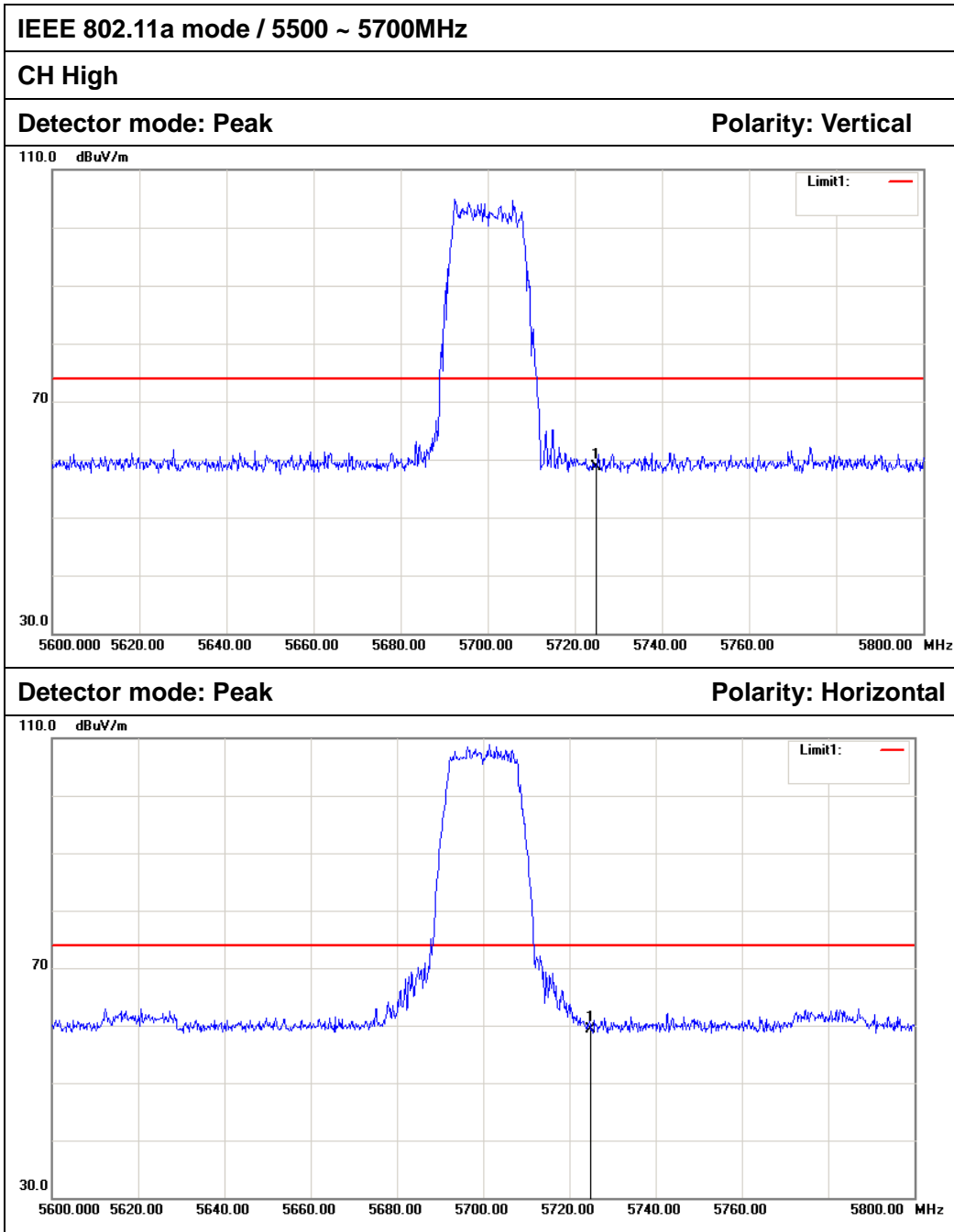
No.	Frequency (MHz)	Reading (dB)	Factor (dB/m)	Result (dB/m)	Limit (dB/m)	Margin (dB)	Remark	Antenna Polar
1	5850.000	49.57	6.02	55.59	122.20	-66.61	Peak	Vertical
2	5850.000	54.24	6.02	60.26	122.20	-61.94	Peak	Horizontal



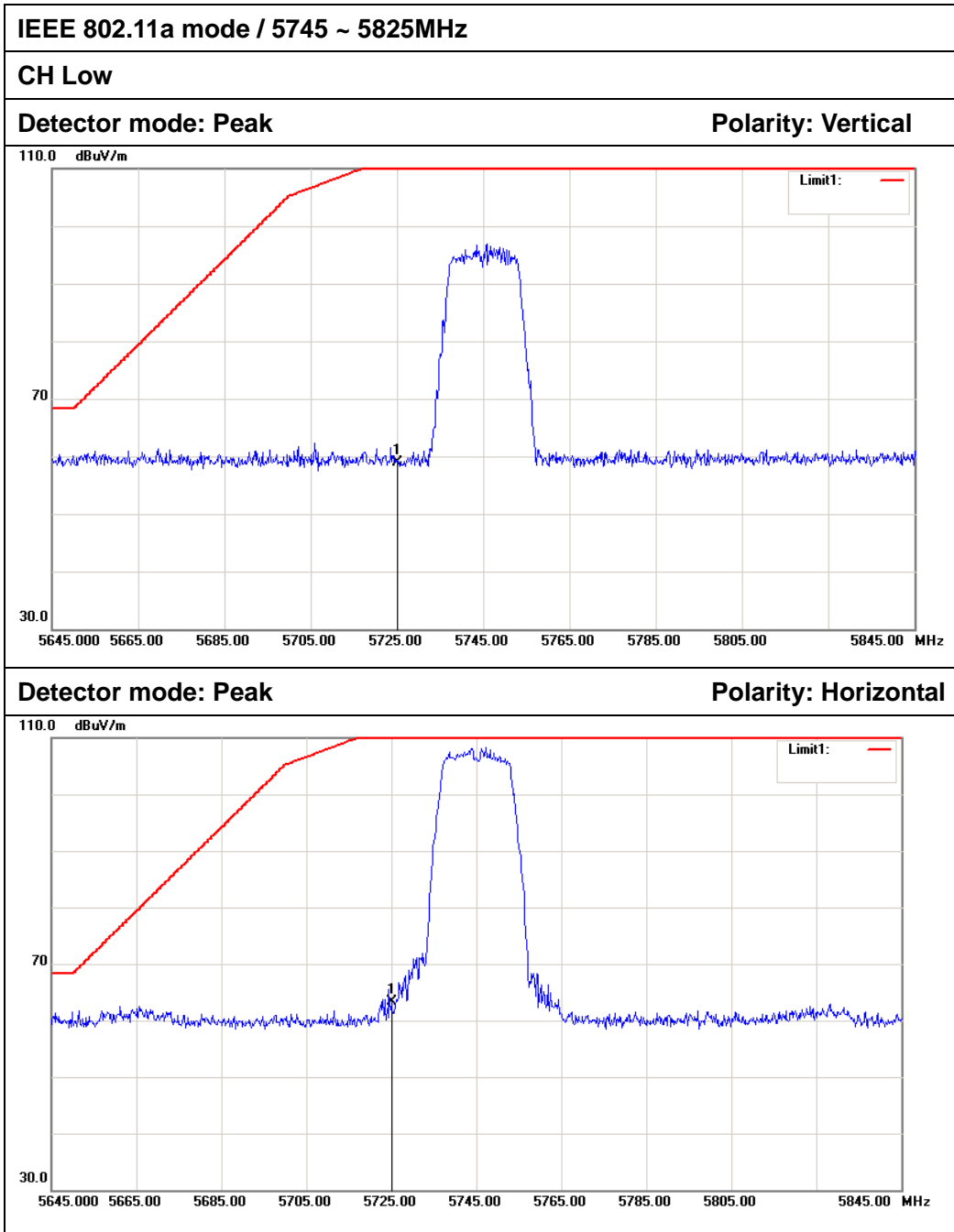
**Antenna 2**



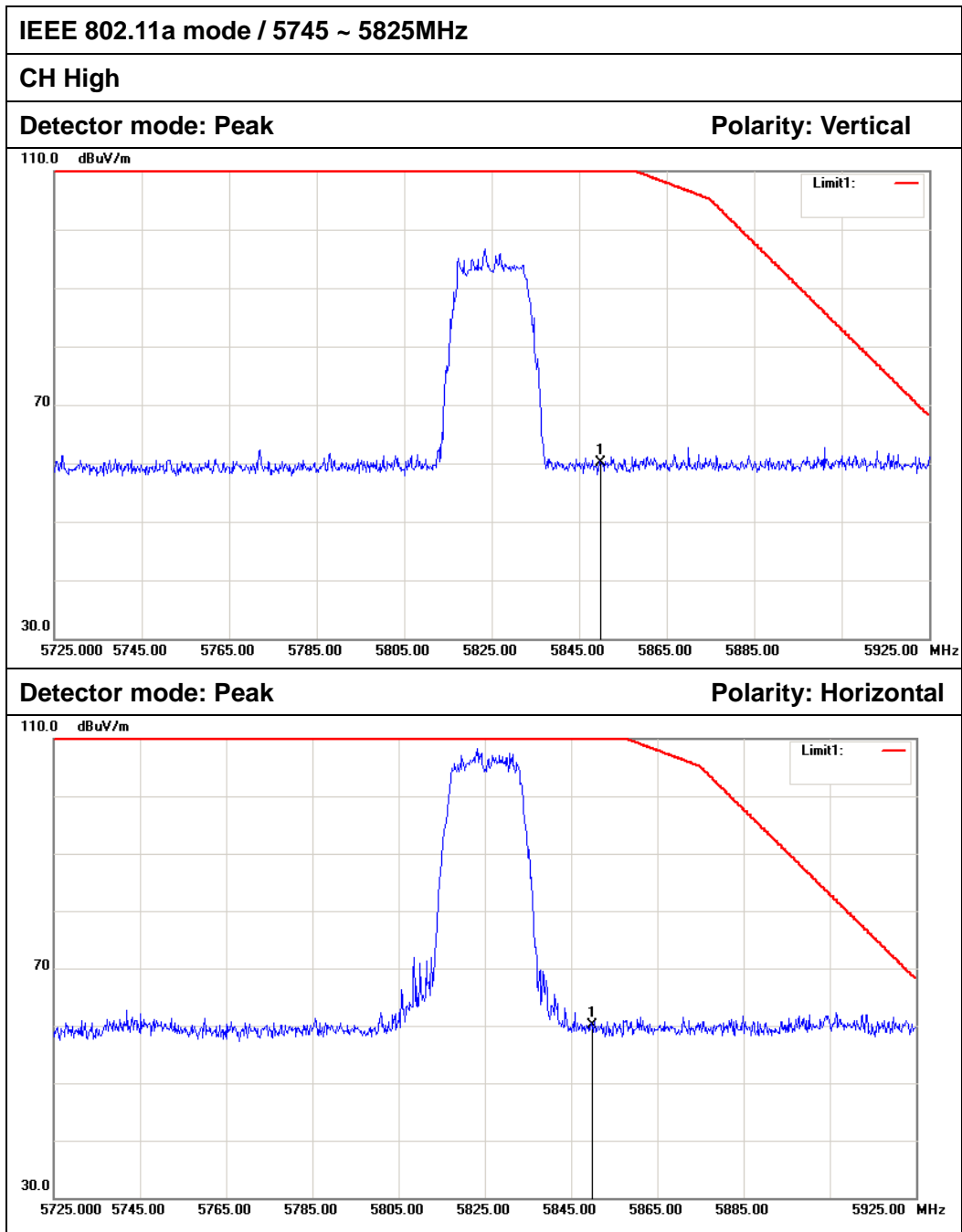
No.	Frequency (MHz)	Reading (dB)	Factor (dB/m)	Result (dB/m)	Limit (dB/m)	Margin (dB)	Remark	Antenna Polar
1	5470.000	53.43	5.82	59.25	74.00	-14.75	Peak	Vertical
2	5470.000	53.88	5.82	59.70	74.00	-14.30	Peak	Horizontal



No.	Frequency (MHz)	Reading (dB)	Factor (dB/m)	Result (dB/m)	Limit (dB/m)	Margin (dB)	Remark	Antenna Polar
1	5725.000	52.77	5.96	58.73	74.00	-15.27	Peak	Vertical
2	5725.000	53.31	5.96	59.27	74.00	-14.73	Peak	Horizontal



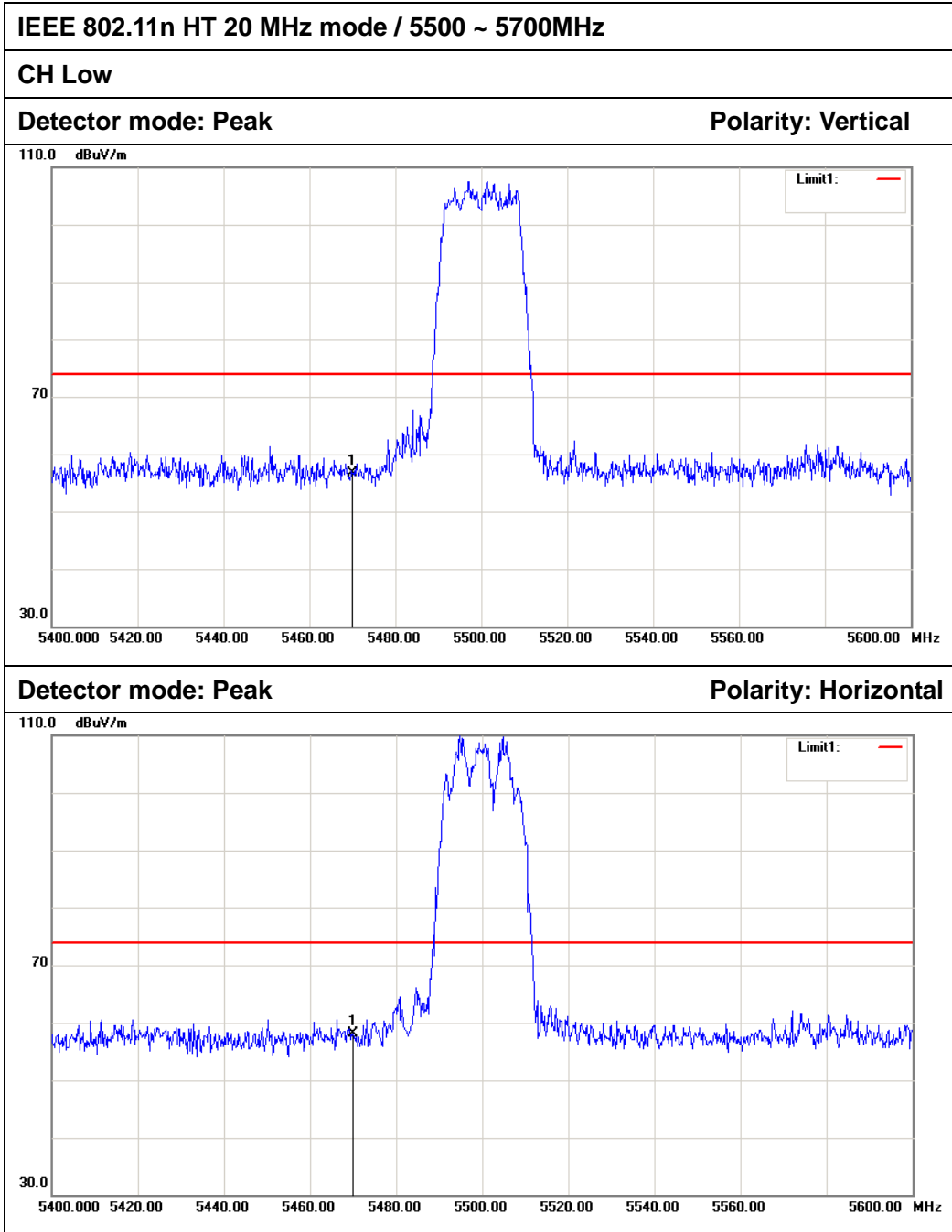
No.	Frequency (MHz)	Reading (dB)	Factor (dB/m)	Result (dB/m)	Limit (dB/m)	Margin (dB)	Remark	Antenna Polar
1	5725.000	52.85	5.96	58.81	122.20	-63.39	Peak	Vertical
2	5725.000	57.41	5.96	63.37	122.20	-58.83	Peak	Horizontal



No.	Frequency (MHz)	Reading (dB)	Factor (dB/m)	Result (dB/m)	Limit (dB/m)	Margin (dB)	Remark	Antenna Polar
1	5850.000	54.00	6.02	60.02	122.20	-62.18	Peak	Vertical
2	5850.000	54.00	6.02	60.02	122.20	-62.18	Peak	Horizontal

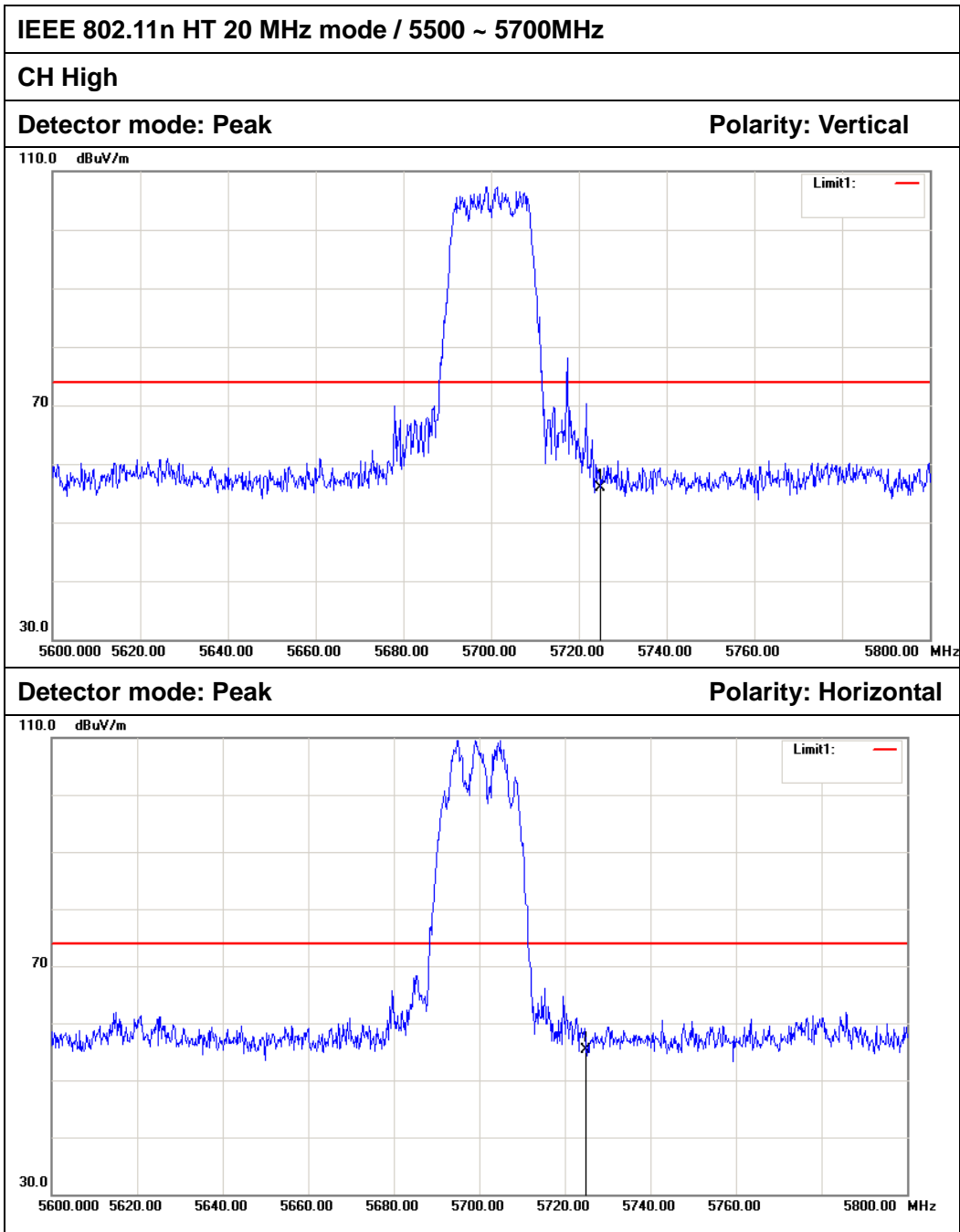


**Combine with Antenna 0 and Antenna 1 and Antenna 2**

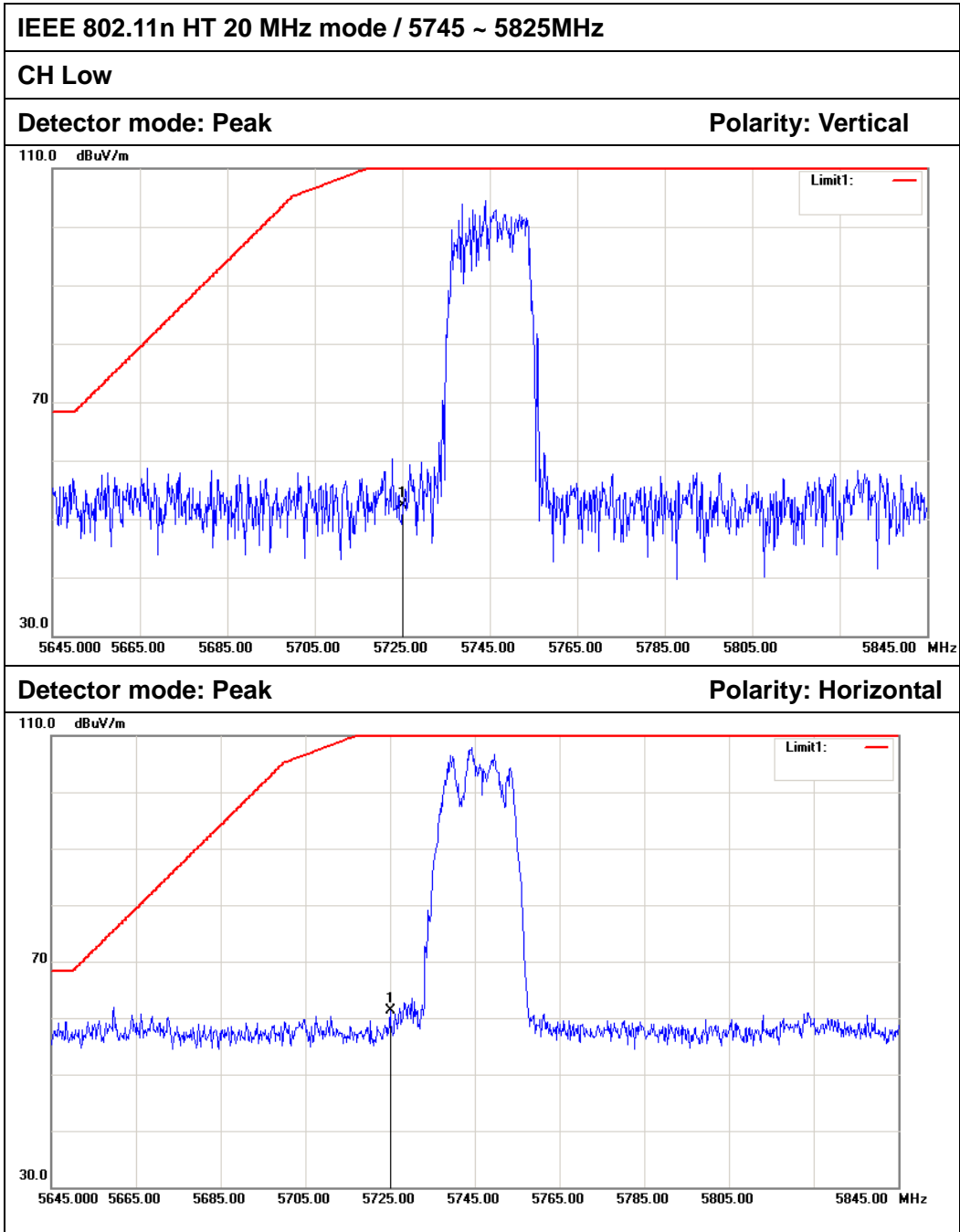


No.	Frequency (MHz)	Reading (dB)	Factor (dB/m)	Result (dB/m)	Limit (dB/m)	Margin (dB)	Remark	Antenna Polar
1	5470.000	50.94	5.82	56.76	74.00	-17.24	Peak	Vertical
2	5470.000	52.25	5.82	58.07	74.00	-15.93	Peak	Horizontal

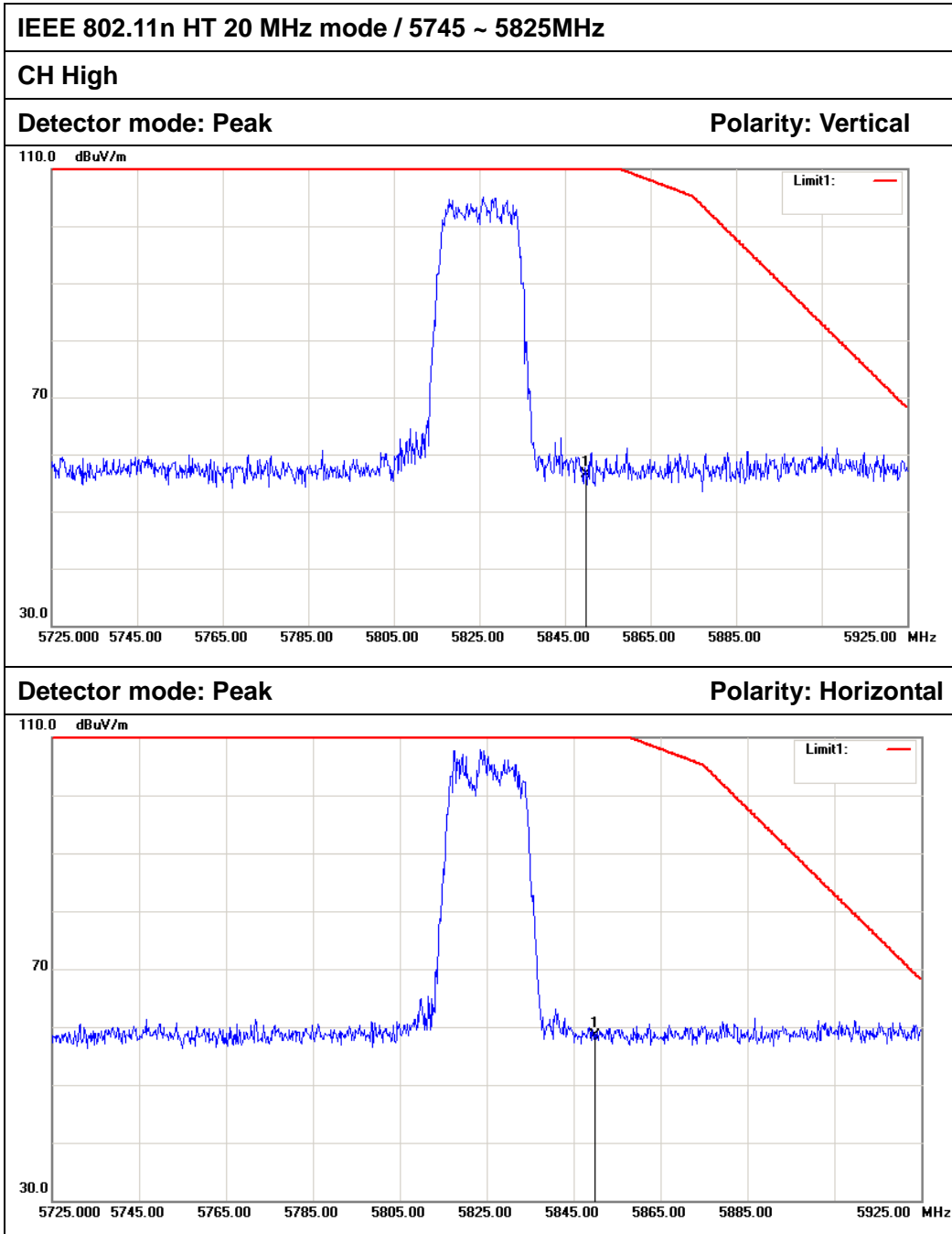




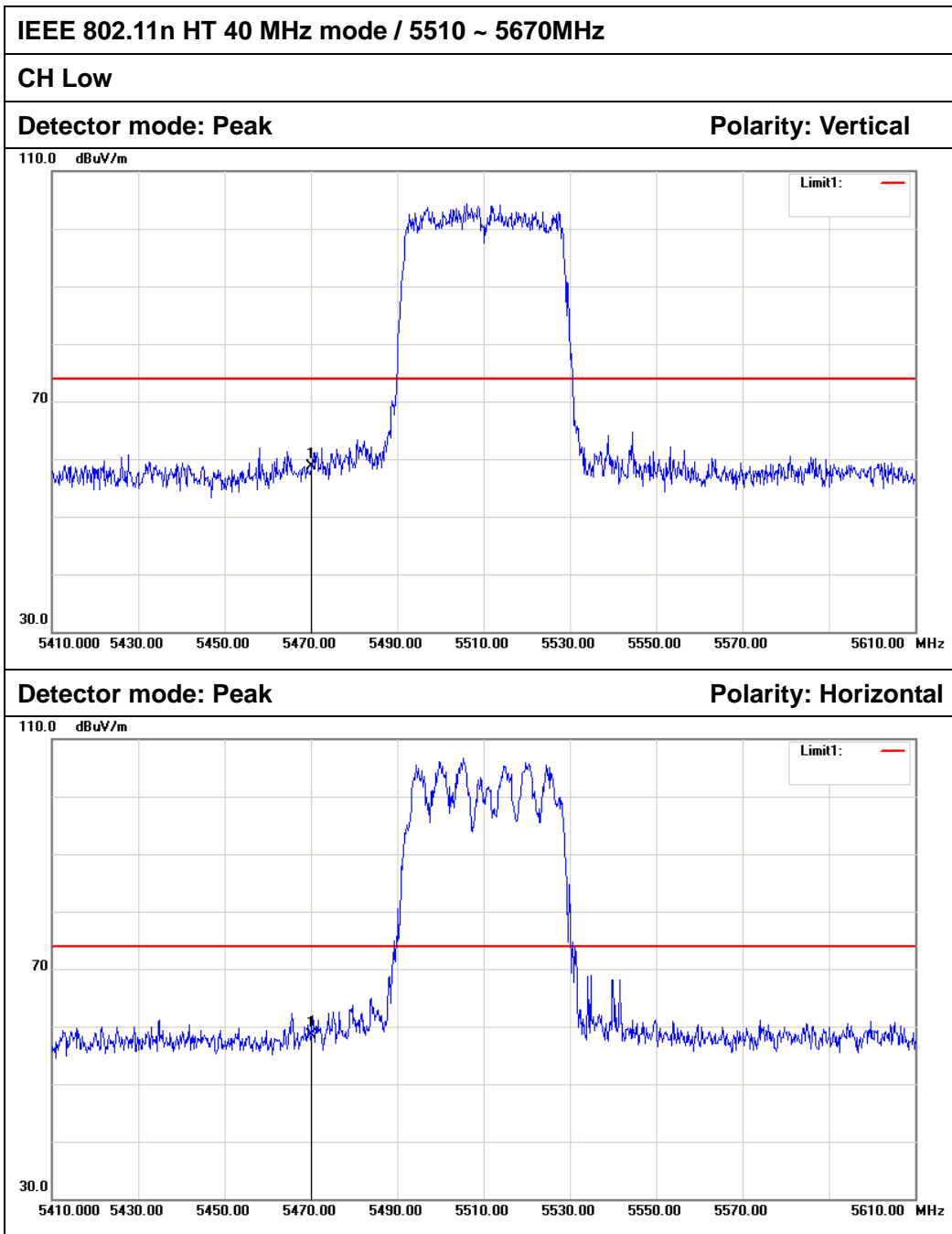
No.	Frequency (MHz)	Reading (dB)	Factor (dB/m)	Result (dB/m)	Limit (dB/m)	Margin (dB)	Remark	Antenna Polar
1	5725.000	49.99	5.96	55.95	74.00	-18.05	Peak	Vertical
2	5725.000	49.37	5.96	55.33	74.00	-18.67	Peak	Horizontal



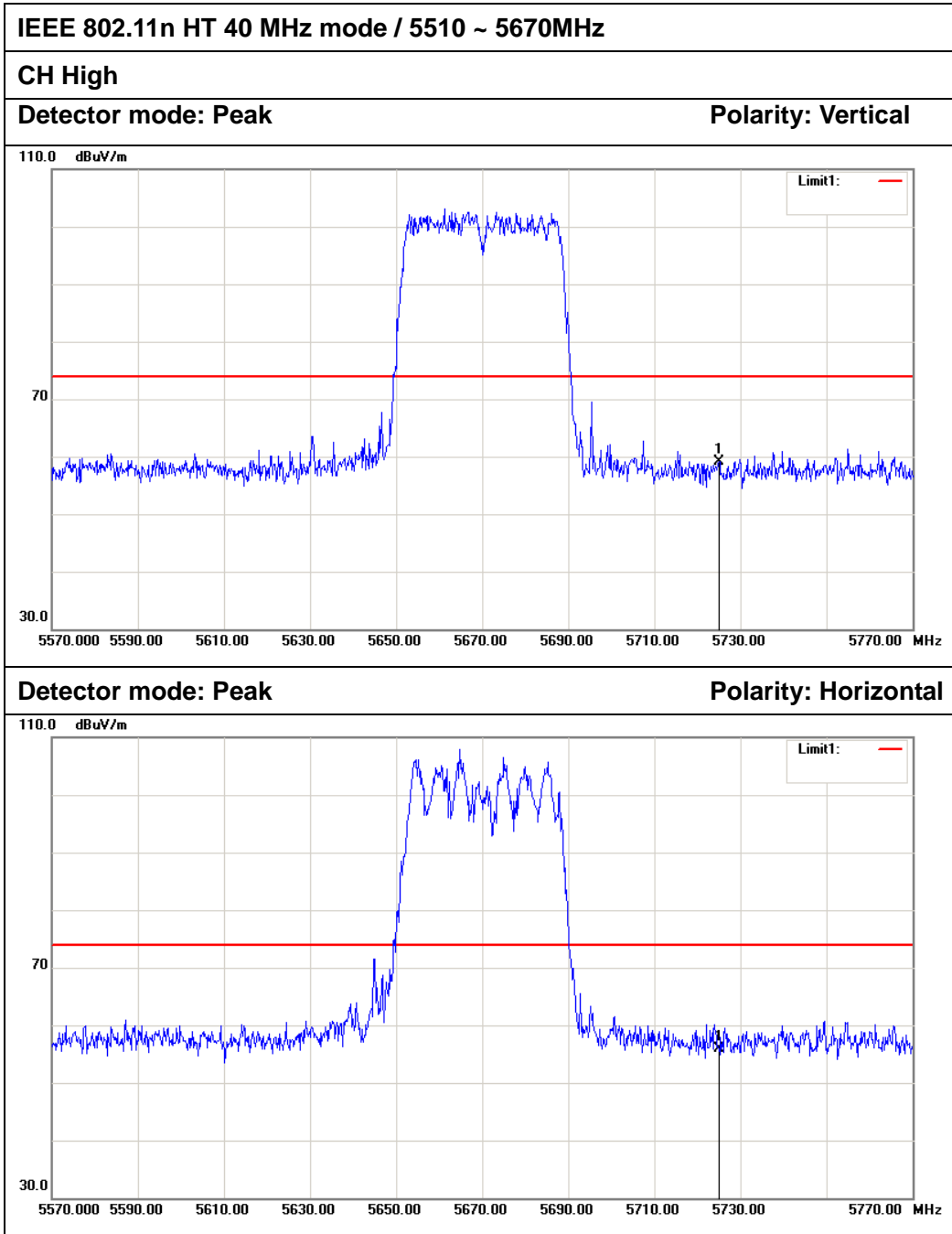
No.	Frequency (MHz)	Reading (dB)	Factor (dB/m)	Result (dB/m)	Limit (dB/m)	Margin (dB)	Remark	Antenna Polar
1	5725.000	46.28	5.96	52.24	122.20	-69.96	Peak	Vertical
2	5725.000	55.40	5.96	61.36	122.20	-60.84	Peak	Horizontal



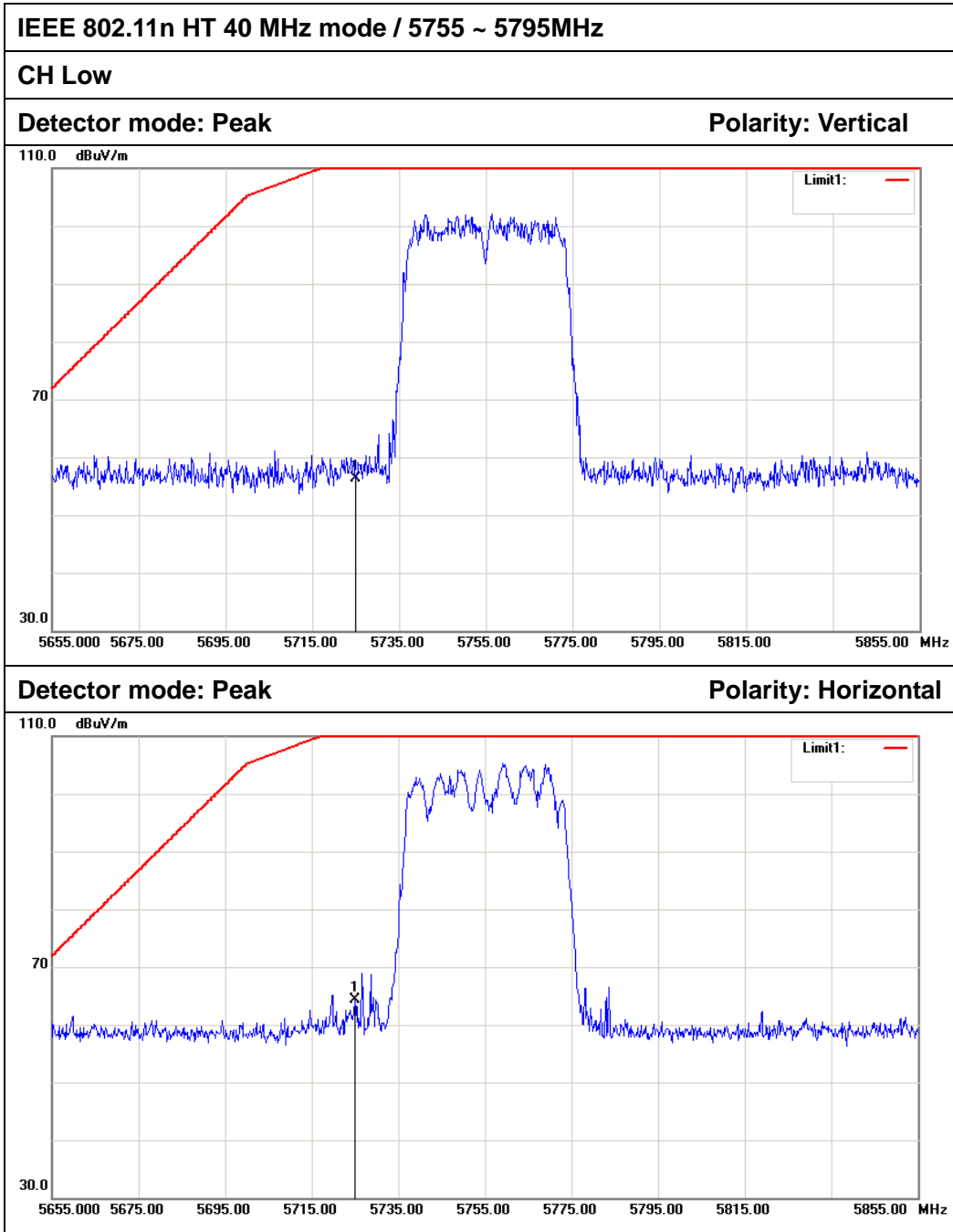
No.	Frequency (MHz)	Reading (dB)	Factor (dB/m)	Result (dB/m)	Limit (dB/m)	Margin (dB)	Remark	Antenna Polar
1	5850.000	50.49	6.02	56.51	122.20	-65.69	Peak	Vertical
2	5850.000	52.54	6.02	58.56	122.20	-63.64	Peak	Horizontal



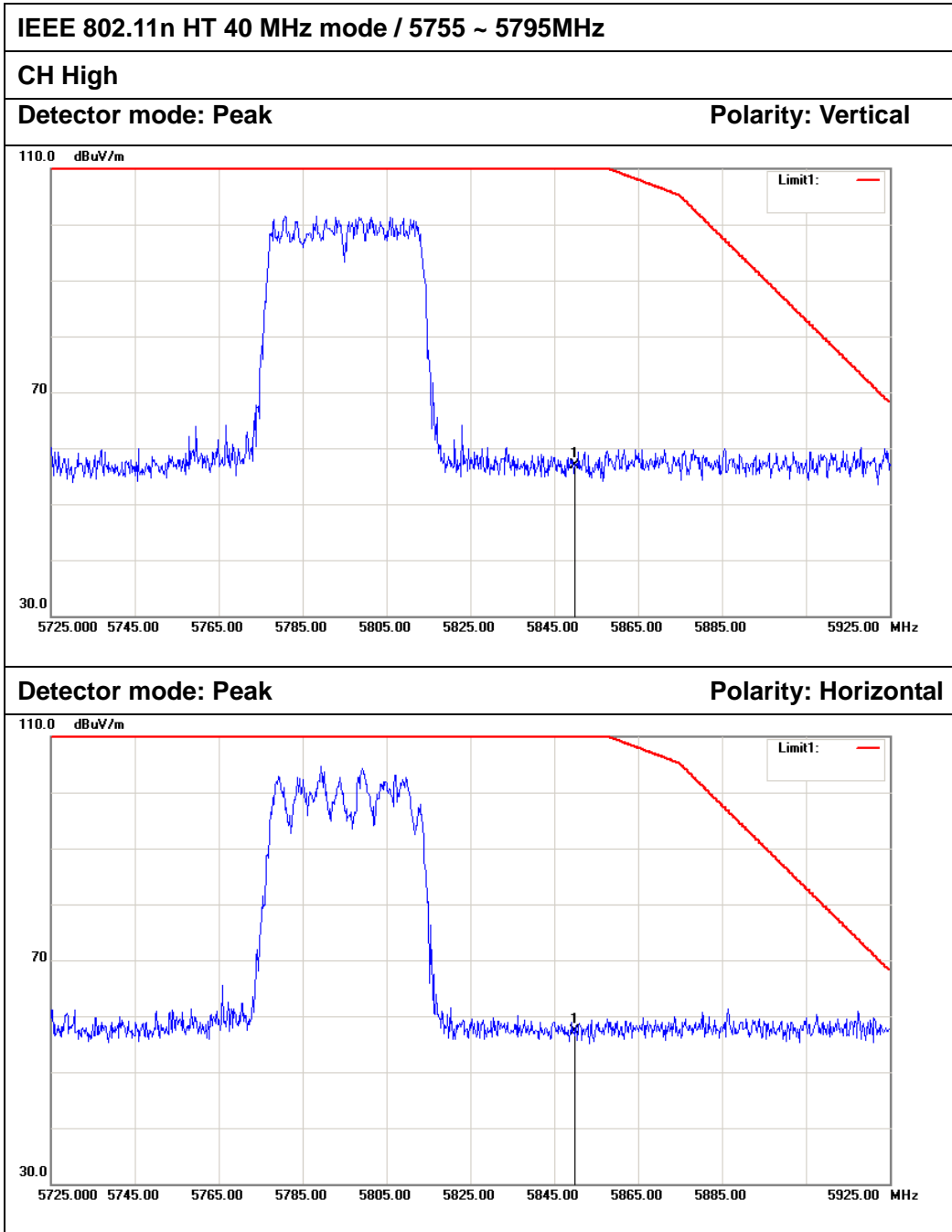
No.	Frequency (MHz)	Reading (dB)	Factor (dB/m)	Result (dB/m)	Limit (dB/m)	Margin (dB)	Remark	Antenna Polar
1	5470.000	52.89	5.82	58.71	74.00	-15.29	Peak	Vertical
2	5470.000	52.77	5.82	58.59	74.00	-15.41	Peak	Horizontal



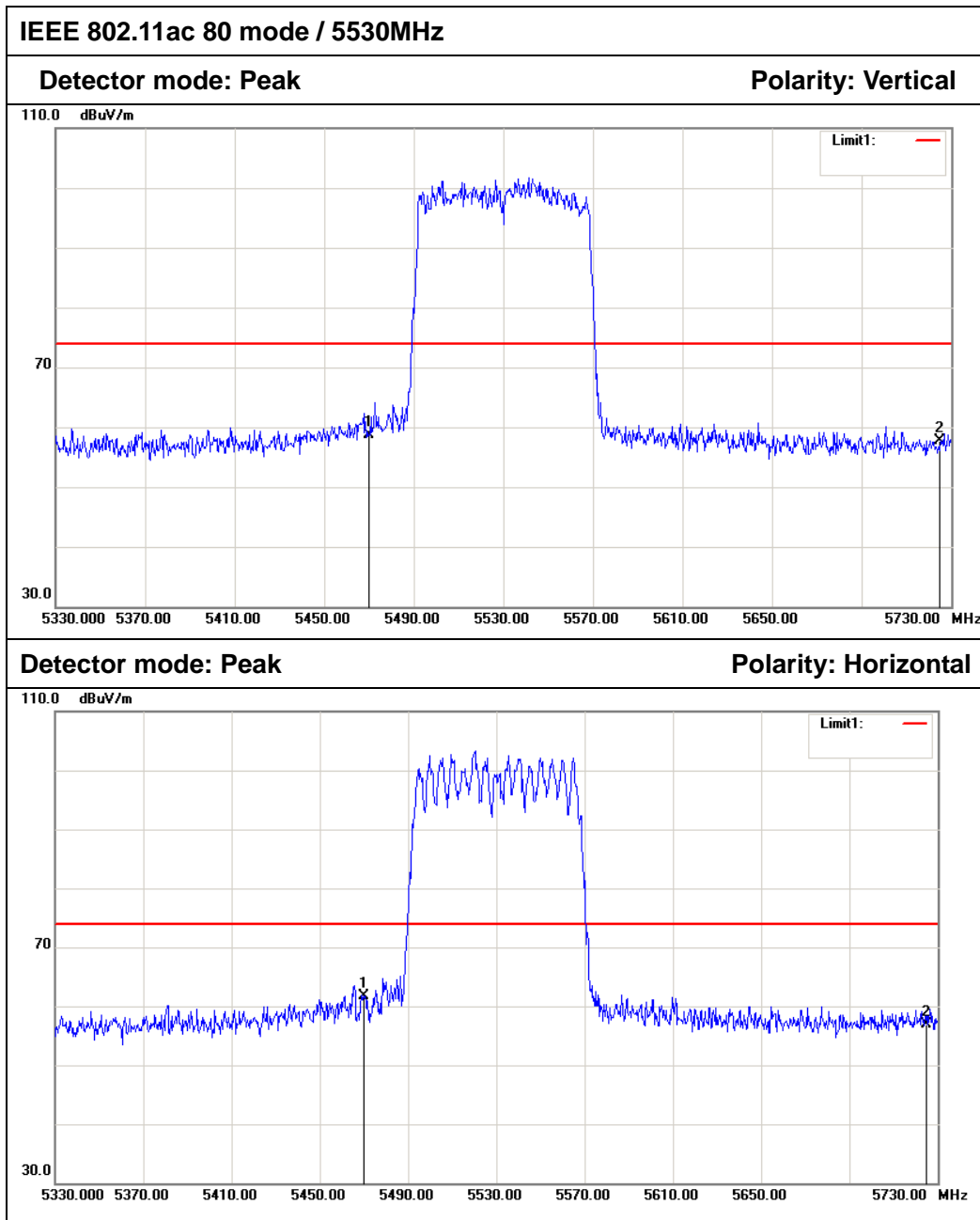
No.	Frequency (MHz)	Reading (dB)	Factor (dB/m)	Result (dB/m)	Limit (dB/m)	Margin (dB)	Remark	Antenna Polar
1	5725.000	53.13	5.96	59.09	74.00	-14.91	Peak	Vertical
2	5725.000	49.94	5.96	55.90	74.00	-18.10	Peak	Horizontal



No.	Frequency (MHz)	Reading (dB)	Factor (dB/m)	Result (dB/m)	Limit (dB/m)	Margin (dB)	Remark	Antenna Polar
1	5725.000	50.27	5.96	56.23	122.20	-65.97	Peak	Vertical
2	5725.000	58.26	5.96	64.22	122.20	-57.98	Peak	Horizontal

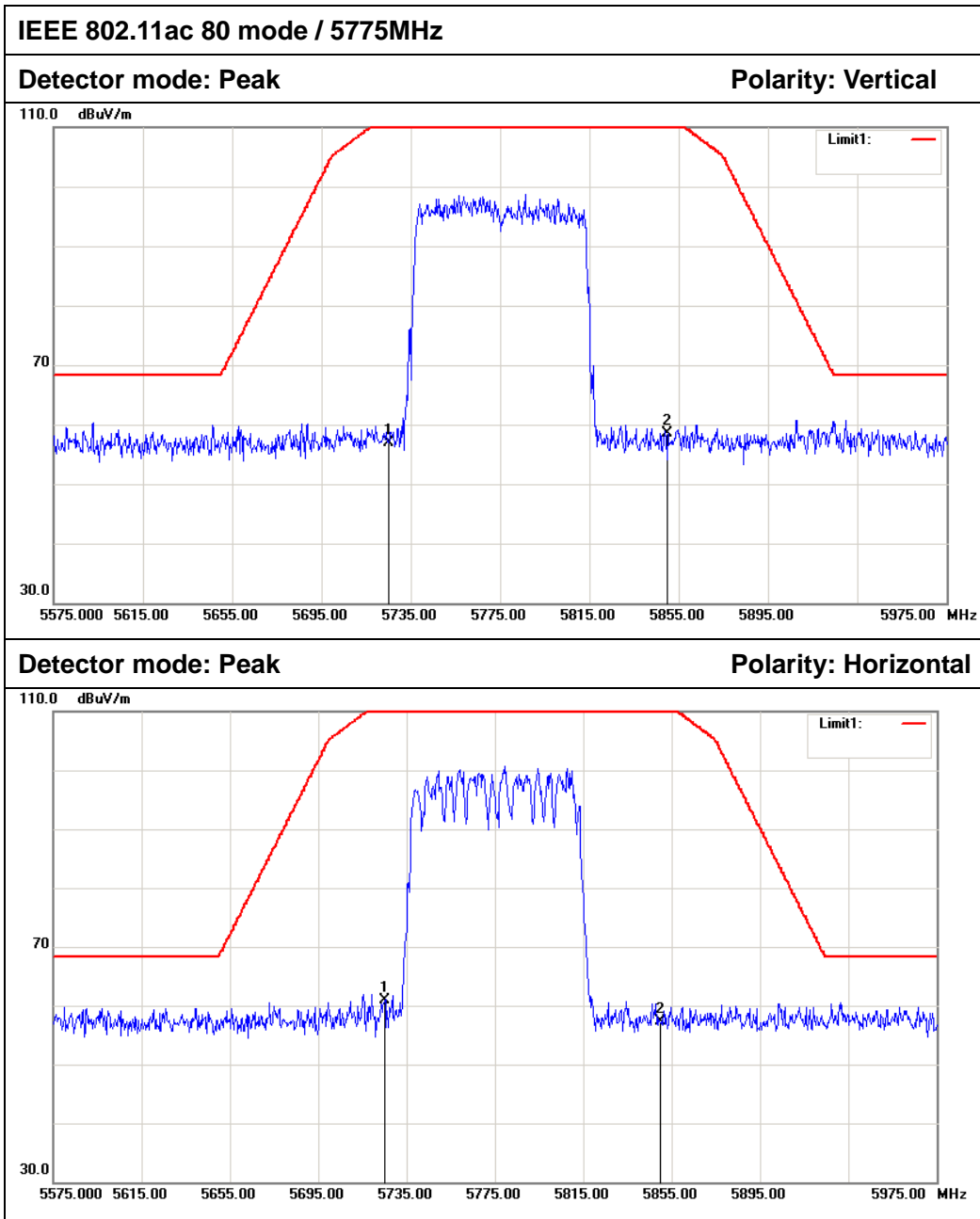


No.	Frequency (MHz)	Reading (dB)	Factor (dB/m)	Result (dB/m)	Limit (dB/m)	Margin (dB)	Remark	Antenna Polar
1	5850.000	50.92	6.02	56.94	122.20	-65.26	Peak	Vertical
2	5850.000	51.22	6.02	57.24	122.20	-64.96	Peak	Horizontal



No.	Frequency (MHz)	Reading (dB)	Factor (dB/m)	Result (dB/m)	Limit (dB/m)	Margin (dB)	Remark	Antenna Polar
1	5470.000	52.83	5.82	58.65	74.00	-15.35	Peak	Vertical
2	5725.000	51.80	5.96	57.76	74.00	-16.24	Peak	Vertical
1	5470.000	55.83	5.82	61.65	74.00	-12.35	Peak	Horizontal
2	5725.000	50.96	5.96	56.92	74.00	-17.08	Peak	Horizontal





No.	Frequency (MHz)	Reading (dB)	Factor (dB/m)	Result (dB/m)	Limit (dB/m)	Margin (dB)	Remark	Antenna Polar
1	5725.000	50.95	5.96	56.91	122.20	-65.29	Peak	Vertical
2	5850.000	52.43	6.02	58.45	122.20	-63.75	Peak	Vertical
1	5725.000	54.88	5.96	60.84	122.20	-61.36	Peak	Horizontal
2	5850.000	51.21	6.02	57.23	122.20	-64.97	Peak	Horizontal



## 6.9 POWERLINE CONDUCTED EMISSIONS

### 6.9.1 LIMIT

According to §15.207(a), except as shown in paragraphs (b) and (c) of this section, for an intentional radiator that is designed to be connected to the public utility (AC) power line, the radio frequency voltage that is conducted back onto the AC power line on any frequency or frequencies within the band 150 kHz to 30 MHz shall not exceed the limits in the following table, as measured using a 50  $\mu$ H/50 ohms line impedance stabilization network (LISN). Compliance with the provisions of this paragraph shall be based on the measurement of the radio frequency voltage between each power line and ground at the power terminal. The lower limit applies at the boundary between the frequency ranges.

Frequency Range (MHz)	Limits (dB $\mu$ V)	
	Quasi-peak	Average
0.15 to 0.50	66 to 56*	56 to 46*
0.50 to 5	56	46
5 to 30	60	50

\* Decreases with the logarithm of the frequency.

### 6.9.2 TEST INSTRUMENTS

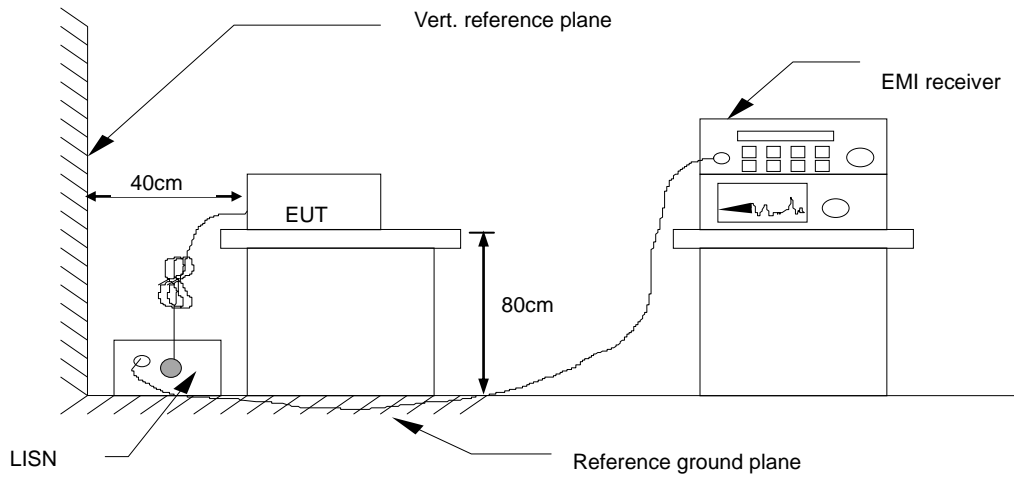
Conducted Emission Test Site					
Name of Equipment	Manufacturer	Model Number	Serial Number	Last Calibration	Due Calibration
EMI TEST RECEIVER	ROHDE&SCHWARZ	ESCI	100783	02/21/2017	02/20/2018
LISN(EUT)	ROHDE&SCHWARZ	ENV216	101543-WX	02/21/2017	02/20/2018
LISN	EMCO	3825/2	8901-1459	02/21/2017	02/20/2018
Temp. / Humidity Meter	VICTOR	HTC-1	N/A	02/21/2017	02/20/2018
Test S/W	FARAD	EZ-EMC/ CCS-3A1-CE			

**NOTE:** 1. The calibration interval of the above test instruments is 12 months and the calibrations are traceable to NML/ROC and NIST/USA.

2. N.C.R = No Calibration Request.



### 6.9.3 TEST CONFIGURATION



### 6.9.4 TEST PROCEDURE

1. The EUT was placed on a table, which is 0.8m above ground plane.
2. Maximum procedure was performed on the six highest emissions to ensure EUT compliance.
3. Repeat above procedures until all frequency measured were complete.

### 6.9.5 DATA SAMPLE

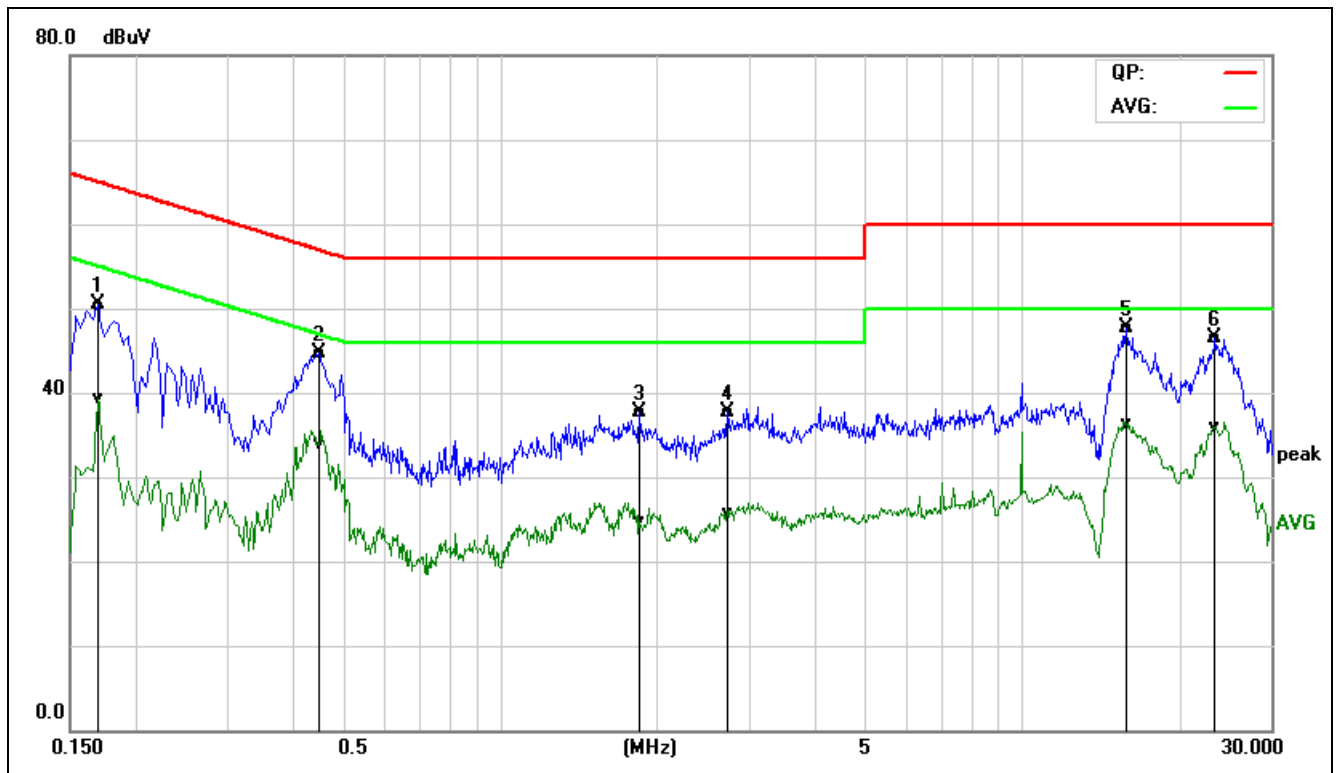
Frequency (MHz)	QuasiPeak Reading (dBuV)	Average Reading (dBuV)	Correction Factor (dB)	QuasiPeak Result (dBuV)	Average Result (dBuV)	QuasiPeak Limit (dBuV)	Average Limit (dBuV)	QuasiPeak Margin (dB)	Average Margin (dB)	Remark (Pass/Fail)
X.XXXX	32.69	25.65	11.52	44.21	37.17	65.78	55.79	-21.57	-18.62	Pass

Factor = Insertion loss of LISN + Cable Loss  
Result = Quasi-peak Reading/ Average Reading + Factor  
Limit = Limit stated in standard  
Margin = Result (dBuV) – Limit (dBuV)



6.9.6 TEST RESULTS

<b>Model No.</b>	SR616ac	<b>RBW,VBW</b>	9 kHz
<b>Environmental Conditions</b>	22°C, 45% RH	<b>Test Mode</b>	Mode 1
<b>Tested by</b>	Luja Huang	<b>Line</b>	L1
<b>Test Date</b>	July 19, 2017	<b>Test Voltage</b>	AC120V/60Hz

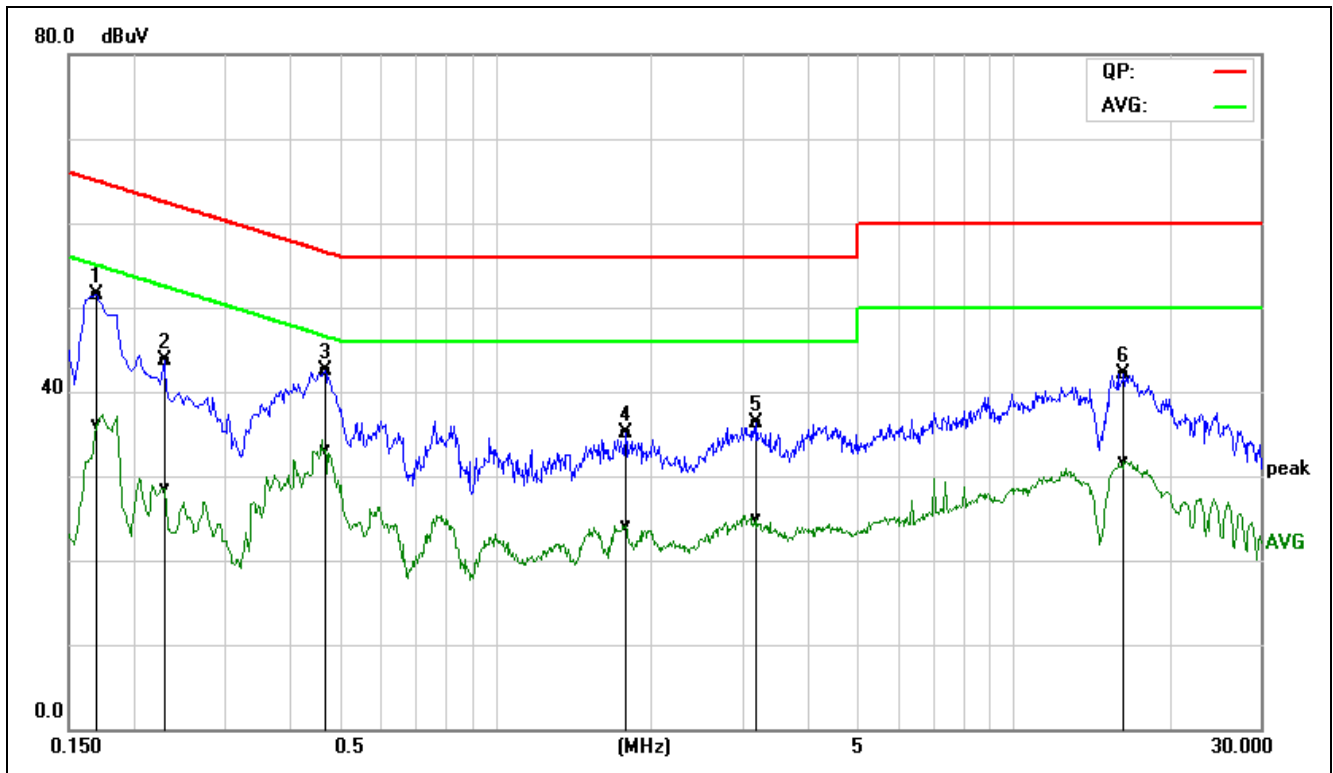


Frequency (MHz)	QuasiPeak Reading (dBuV)	Average Reading (dBuV)	Correction Factor (dB)	QuasiPeak Result (dBuV)	Average Result (dBuV)	QuasiPeak Limit (dBuV)	Average Limit (dBuV)	QuasiPeak Margin (dB)	Average Margin (dB)	Remark (Pass/Fail)	Line (L1/L2)
0.1700	30.77	19.76	19.63	50.40	39.39	64.96	54.96	-14.56	-15.57	Pass	L1
0.4500	25.19	14.33	19.55	44.74	33.88	56.87	46.88	-12.13	-13.00	Pass	L1
1.8580	17.95	5.05	19.70	37.65	24.75	56.00	46.00	-18.35	-21.25	Pass	L1
2.7220	18.04	6.05	19.72	37.76	25.77	56.00	46.00	-18.24	-20.23	Pass	L1
15.8700	27.72	16.19	20.06	47.78	36.25	60.00	50.00	-12.22	-13.75	Pass	L1
23.4260	26.01	15.56	20.40	46.41	35.96	60.00	50.00	-13.59	-14.04	Pass	L1

REMARKS: L1 = Line One (Live Line)



<b>Model No.</b>	SR616ac	<b>RBW,VBW</b>	9 kHz
<b>Environmental Conditions</b>	22°C, 45% RH	<b>Test Mode</b>	Mode 1
<b>Tested by</b>	Luja Huang	<b>Line</b>	L2
<b>Test Date</b>	July 19, 2017	<b>Test Voltage</b>	AC120V/60Hz

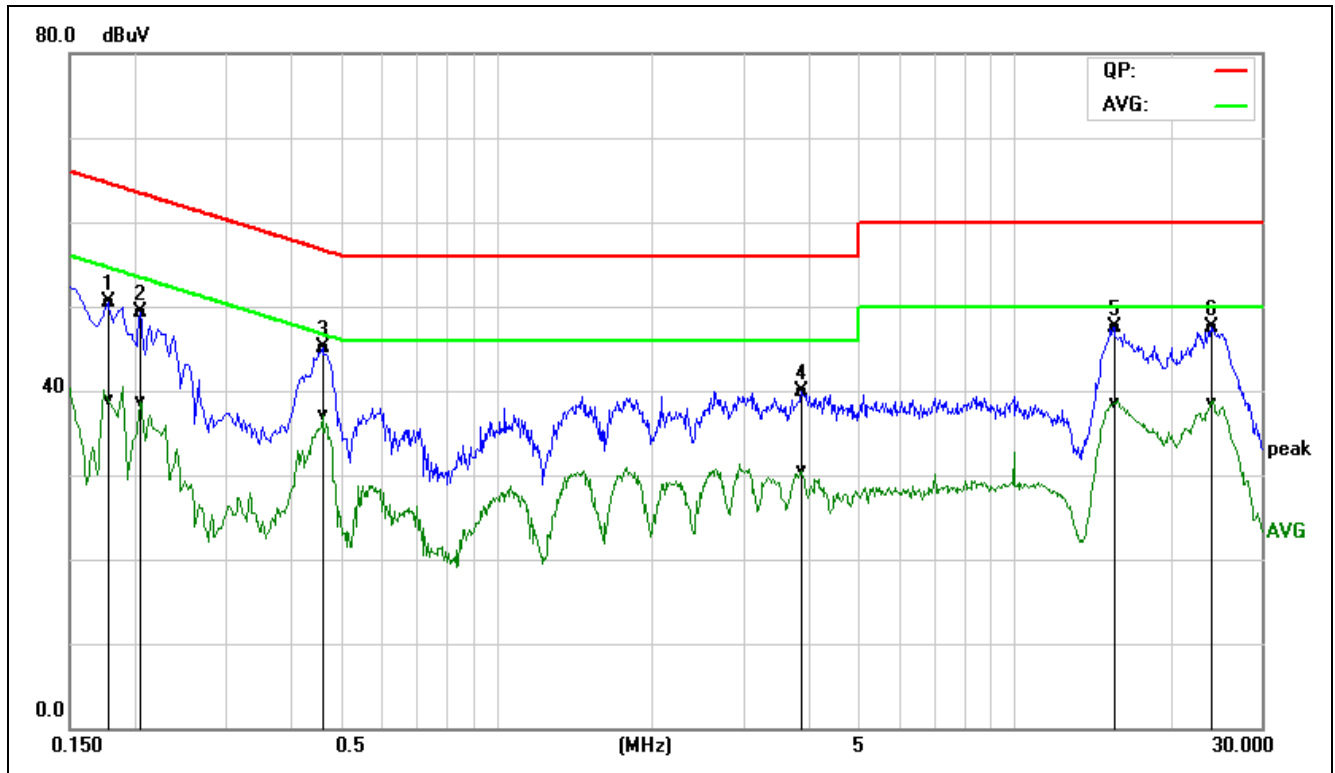


Frequency (MHz)	QuasiPeak Reading (dBuV)	Average Reading (dBuV)	Correction Factor (dB)	QuasiPeak Result (dBuV)	Average Result (dBuV)	QuasiPeak Limit (dBuV)	Average Limit (dBuV)	QuasiPeak Margin (dB)	Average Margin (dB)	Remark (Pass/Fail)	Line (L1/L2)
0.1700	31.92	16.50	19.53	51.45	36.03	64.96	54.96	-13.51	-18.93	Pass	L2
0.2300	24.20	9.03	19.54	43.74	28.57	62.45	52.45	-18.71	-23.88	Pass	L2
0.4700	22.95	13.52	19.53	42.48	33.05	56.51	46.51	-14.03	-13.46	Pass	L2
1.7860	15.51	4.48	19.68	35.19	24.16	56.00	46.00	-20.81	-21.84	Pass	L2
3.2020	16.64	5.14	19.76	36.40	24.90	56.00	46.00	-19.60	-21.10	Pass	L2
16.3860	22.08	11.60	20.07	42.15	31.67	60.00	50.00	-17.85	-18.33	Pass	L2

**REMARKS:** L2 = Line Two (Neutral Line)



<b>Model No.</b>	SR616ac	<b>RBW,VBW</b>	9 kHz
<b>Environmental Conditions</b>	22°C, 45% RH	<b>Test Mode</b>	Mode 2
<b>Tested by</b>	Luja Huang	<b>Line</b>	L1
<b>Test Date</b>	July 19, 2017	<b>Test Voltage</b>	AC240V/50Hz

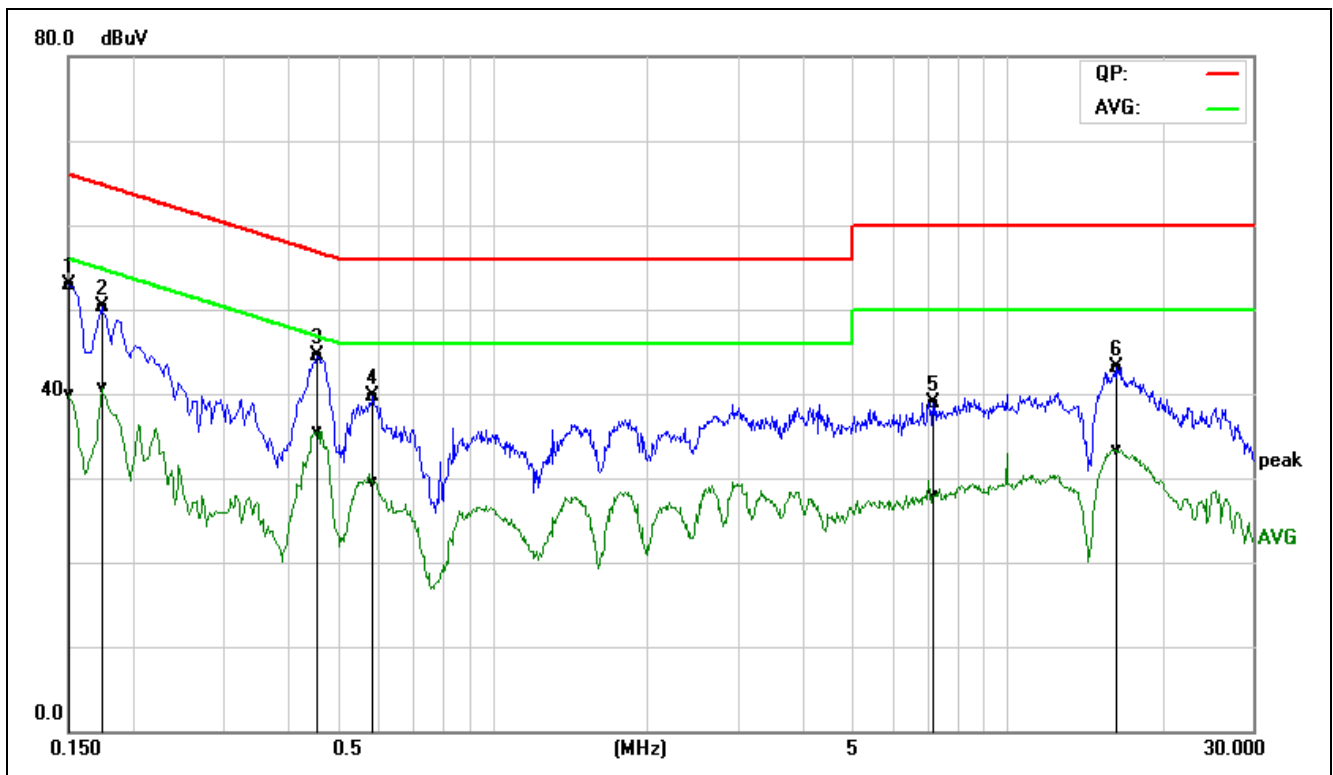


Frequency (MHz)	QuasiPeak Reading (dBuV)	Average Reading (dBuV)	Correction Factor (dB)	QuasiPeak Result (dBuV)	Average Result (dBuV)	QuasiPeak Limit (dBuV)	Average Limit (dBuV)	QuasiPeak Margin (dB)	Average Margin (dB)	Remark (Pass/Fail)	Line (L1/L2)
0.1780	30.93	19.24	19.63	50.56	38.87	64.57	54.58	-14.01	-15.71	Pass	L1
0.2060	29.72	19.02	19.64	49.36	38.66	63.36	53.37	-14.00	-14.71	Pass	L1
0.4620	25.55	17.58	19.54	45.09	37.12	56.66	46.66	-11.57	-9.54	Pass	L1
3.8940	20.13	10.75	19.73	39.86	30.48	56.00	46.00	-16.14	-15.52	Pass	L1
15.5620	27.49	18.41	20.04	47.53	38.45	60.00	50.00	-12.47	-11.55	Pass	L1
24.1259	27.07	18.08	20.42	47.49	38.50	60.00	50.00	-12.51	-11.50	Pass	L1

REMARKS: L1 = Line One (Live Line)



<b>Model No.</b>	SR616ac	<b>RBW,VBW</b>	9 kHz
<b>Environmental Conditions</b>	22°C, 45% RH	<b>Test Mode</b>	Mode 2
<b>Tested by</b>	Luja Huang	<b>Line</b>	L2
<b>Test Date</b>	July 19, 2017	<b>Test Voltage</b>	AC240V/50Hz



Frequency (MHz)	QuasiPeak Reading (dBuV)	Average Reading (dBuV)	Correction Factor (dB)	QuasiPeak Result (dBuV)	Average Result (dBuV)	QuasiPeak Limit (dBuV)	Average Limit (dBuV)	QuasiPeak Margin (dB)	Average Margin (dB)	Remark (Pass/Fail)	Line (L1/L2)
0.1500	33.44	20.47	19.52	52.96	39.99	65.99	56.00	-13.03	-16.01	Pass	L2
0.1740	30.69	21.09	19.53	50.22	40.62	64.76	54.77	-14.54	-14.15	Pass	L2
0.4580	25.04	16.02	19.53	44.57	35.55	56.73	46.73	-12.16	-11.18	Pass	L2
0.5860	20.21	9.90	19.56	39.77	29.46	56.00	46.00	-16.23	-16.54	Pass	L2
7.1980	19.05	8.08	19.85	38.90	27.93	60.00	50.00	-21.10	-22.07	Pass	L2
16.2820	23.12	13.18	20.07	43.19	33.25	60.00	50.00	-16.81	-16.75	Pass	L2

**REMARKS:** L2 = Line Two (Neutral Line)



### 6.10 FREQUENCY STABILITY

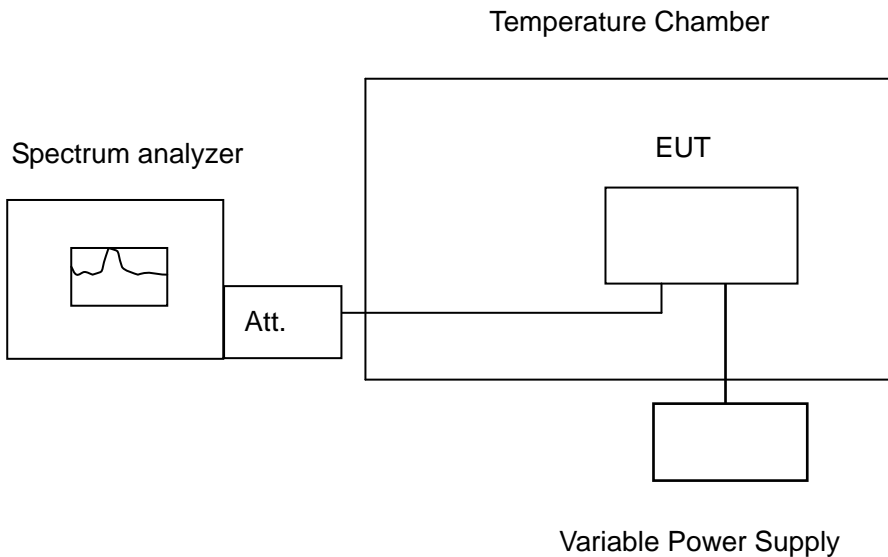
#### 6.10.1 LIMIT

According to §15.407(g), manufacturers of U-NII devices are responsible for ensuring frequency stability such that an emission is maintained within the band of operation under all conditions of normal operation as specified in the operational description.

#### 6.10.2 TEST INSTRUMENTS

Name of Equipment	Manufacturer	Model Number	Serial Number	Last Calibration	Due Calibration
Spectrum Analyzer	Agilent	N9010A	MY52221469	02/21/2017	02/20/2018
DC Power Supply	DAZHENG	PS-605D	20018978	N.C.R	N.C.R
AC POWER SOURCE	UMART	HPA1010	N/A	N.C.R	N.C.R
Power Meter	Anritsu	ML2495A	1204003	02/21/2017	02/20/2018
Power Sensor	Anritsu	MA2411B	1126150	02/21/2017	02/20/2018
Temperature Chamber	TERCHY	MHG-800N	E21104	11/18/2016	11/17/2017
Temp. / Humidity Meter	Anymetre	JR913	N/A	02/21/2017	02/20/2018

#### 6.10.3 TEST CONFIGURATION



**Remark:** Measurement setup for testing on Antenna connector





#### 6.10.4 TEST PROCEDURE

The equipment under test was connected to an external AC or DC power supply and input rated voltage. RF output was connected to a frequency counter or spectrum analyzer via feed through attenuators. The EUT was placed inside the temperature chamber. Set the spectrum analyzer RBW low enough to obtain the desired frequency resolution and measure EUT 20°C operating frequency as reference frequency. Turn EUT off and set the chamber temperature to -20°C. After the temperature stabilized for approximately 30 minutes recorded the frequency. Repeat step measure with 10°C increased per stage until the highest temperature of +50°C reached.

#### 6.10.5 TEST RESULTS

*No non-compliance noted.*



Test Data  
Antenna 0

IEEE 802.11a MHz mode / 5180 ~ 5240MHz (Low)

Environment Temperature (°C)	Volage (V)	Measured Frequency (MHz)	limit Range	Test Result
50	120	5179.976661	5150-5250	PASS
40	120	5179.967767	5150-5250	PASS
30	120	5179.958144	5150-5250	PASS
20	120	5179.966830	5150-5250	PASS
10	120	5179.964152	5150-5250	PASS
0	120	5179.950241	5150-5250	PASS
-10	120	5179.994454	5150-5250	PASS
-20	120	5179.982848	5150-5250	PASS

Environment Temperature (°C)	Volage (V)	Measured Frequency (MHz)	limit Range	Test Result
20	108	5179.959220	5150-5250	PASS
	120	5179.966830	5150-5250	PASS
	132	5179.985458	5150-5250	PASS

IEEE 802.11a MHz mode / 5180 ~ 5240MHz (High)

Environment Temperature (°C)	Volage (V)	Measured Frequency (MHz)	limit Range	Test Result
50	120	5239.951783	5150-5250	PASS
40	120	5239.987990	5150-5250	PASS
30	120	5239.975718	5150-5250	PASS
20	120	5239.965780	5150-5250	PASS
10	120	5239.998451	5150-5250	PASS
0	120	5239.965605	5150-5250	PASS
-10	120	5239.981934	5150-5250	PASS
-20	120	5239.960486	5150-5250	PASS

Environment Temperature (°C)	Volage (V)	Measured Frequency (MHz)	limit Range	Test Result
20	108	5239.972291	5150-5250	PASS
	120	5239.965780	5150-5250	PASS
	132	5239.955207	5150-5250	PASS



IEEE 802.11a mode / 5260 ~ 5320MHz (Low)

Environment Temperature (°C)	Volage (V)	Measured Frequency (MHz)	limit Range	Test Result
50	120	5259.995374	5250-5350	PASS
40	120	5259.958355	5250-5350	PASS
30	120	5259.964879	5250-5350	PASS
20	120	5259.965698	5250-5350	PASS
10	120	5259.987434	5250-5350	PASS
0	120	5259.968073	5250-5350	PASS
-10	120	5259.990749	5250-5350	PASS
-20	120	5259.973184	5250-5350	PASS

Environment Temperature (°C)	Volage (V)	Measured Frequency (MHz)	limit Range	Test Result
20	108	5259.959094	5250-5350	PASS
	120	5259.965698	5250-5350	PASS
	132	5259.977006	5250-5350	PASS

IEEE 802.11a mode / 5260 ~ 5320MHz (High)

Environment Temperature (°C)	Volage (V)	Measured Frequency (MHz)	limit Range	Test Result
50	120	5319.955235	5250-5350	PASS
40	120	5319.977617	5250-5350	PASS
30	120	5319.958411	5250-5350	PASS
20	120	5319.965659	5250-5350	PASS
10	120	5319.994254	5250-5350	PASS
0	120	5319.972393	5250-5350	PASS
-10	120	5319.992708	5250-5350	PASS
-20	120	5319.961328	5250-5350	PASS

Environment Temperature (°C)	Volage (V)	Measured Frequency (MHz)	limit Range	Test Result
20	108	5319.981704	5250-5350	PASS
	120	5319.965659	5250-5350	PASS
	132	5319.967298	5250-5350	PASS



IEEE 802.11a mode / 5500 ~ 5700MHz (Low)

Environment Temperature (°C)	Volage (V)	Measured Frequency (MHz)	limit Range	Test Result
50	120	5499.988119	5475-5725	PASS
40	120	5499.986832	5475-5725	PASS
30	120	5499.957430	5475-5725	PASS
20	120	5499.965861	5475-5725	PASS
10	120	5499.953476	5475-5725	PASS
0	120	5499.973058	5475-5725	PASS
-10	120	5499.951751	5475-5725	PASS
-20	120	5499.982277	5475-5725	PASS

Environment Temperature (°C)	Volage (V)	Measured Frequency (MHz)	limit Range	Test Result
20	108	5499.955993	5475-5725	PASS
	120	5499.965861	5475-5725	PASS
	132	5499.964743	5475-5725	PASS

IEEE 802.11a mode / 5500 ~ 5700MHz (High)

Environment Temperature (°C)	Volage (V)	Measured Frequency (MHz)	limit Range	Test Result
50	120	5699.973838	5475-5725	PASS
40	120	5699.951763	5475-5725	PASS
30	120	5699.992579	5475-5725	PASS
20	120	5699.968256	5475-5725	PASS
10	120	5699.966846	5475-5725	PASS
0	120	5699.963641	5475-5725	PASS
-10	120	5699.994799	5475-5725	PASS
-20	120	5699.952392	5475-5725	PASS

Environment Temperature (°C)	Volage (V)	Measured Frequency (MHz)	limit Range	Test Result
20	108	5699.988074	5475-5725	PASS
	120	5699.968256	5475-5725	PASS
	132	5699.979298	5475-5725	PASS



IEEE 802.11a mode / 5745 ~ 5825MHz (Low)

Environment Temperature (°C)	Volage (V)	Measured Frequency (MHz)	limit Range	Test Result
50	120	5744.959708	5725-5850	PASS
40	120	5744.983211	5725-5850	PASS
30	120	5744.952879	5725-5850	PASS
20	120	5744.965588	5725-5850	PASS
10	120	5744.956053	5725-5850	PASS
0	120	5744.998511	5725-5850	PASS
-10	120	5744.984041	5725-5850	PASS
-20	120	5744.985945	5725-5850	PASS

Environment Temperature (°C)	Volage (V)	Measured Frequency (MHz)	limit Range	Test Result
20	108	5744.956851	5725-5850	PASS
	120	5744.965588	5725-5850	PASS
	132	5744.989518	5725-5850	PASS

IEEE 802.11a mode / 5745 ~ 5825MHz (High)

Environment Temperature (°C)	Volage (V)	Measured Frequency (MHz)	limit Range	Test Result
50	120	5824.964488	5725-5850	PASS
40	120	5824.966359	5725-5850	PASS
30	120	5824.958451	5725-5850	PASS
20	120	5824.965631	5725-5850	PASS
10	120	5824.987748	5725-5850	PASS
0	120	5824.967782	5725-5850	PASS
-10	120	5824.990944	5725-5850	PASS
-20	120	5824.996254	5725-5850	PASS

Environment Temperature (°C)	Volage (V)	Measured Frequency (MHz)	limit Range	Test Result
20	108	5824.951141	5725-5850	PASS
	120	5824.897631	5725-5850	PASS
	132	5824.953886	5725-5850	PASS



Antenna 1

IEEE 802.11a MHz mode / 5180 ~ 5240MHz (Low)

Environment Temperature (°C)	Volage (V)	Measured Frequency (MHz)	limit Range	Test Result
50	120	5179.996479	5150-5250	PASS
40	120	5179.977883	5150-5250	PASS
30	120	5179.973201	5150-5250	PASS
20	120	5179.965790	5150-5250	PASS
10	120	5179.974426	5150-5250	PASS
0	120	5179.952006	5150-5250	PASS
-10	120	5179.978639	5150-5250	PASS
-20	120	5179.979040	5150-5250	PASS

Environment Temperature (°C)	Volage (V)	Measured Frequency (MHz)	limit Range	Test Result
20	108	5179.970328	5150-5250	PASS
	120	5179.965790	5150-5250	PASS
	132	5179.989239	5150-5250	PASS

IEEE 802.11a MHz mode / 5180 ~ 5240MHz (High)

Environment Temperature (°C)	Volage (V)	Measured Frequency (MHz)	limit Range	Test Result
50	120	5239.987524	5150-5250	PASS
40	120	5239.972985	5150-5250	PASS
30	120	5239.964035	5150-5250	PASS
20	120	5239.965891	5150-5250	PASS
10	120	5239.972240	5150-5250	PASS
0	120	5239.967523	5150-5250	PASS
-10	120	5239.997153	5150-5250	PASS
-20	120	5239.990284	5150-5250	PASS

Environment Temperature (°C)	Volage (V)	Measured Frequency (MHz)	limit Range	Test Result
20	108	5239.951538	5150-5250	PASS
	120	5239.965891	5150-5250	PASS
	132	5239.974771	5150-5250	PASS



IEEE 802.11a mode / 5260 ~ 5320MHz (Low)

Environment Temperature (°C)	Volage (V)	Measured Frequency (MHz)	limit Range	Test Result
50	120	5259.959195	5250-5350	PASS
40	120	5259.979521	5250-5350	PASS
30	120	5259.991739	5250-5350	PASS
20	120	5259.965690	5250-5350	PASS
10	120	5259.986844	5250-5350	PASS
0	120	5259.969647	5250-5350	PASS
-10	120	5259.984769	5250-5350	PASS
-20	120	5259.952761	5250-5350	PASS

Environment Temperature (°C)	Volage (V)	Measured Frequency (MHz)	limit Range	Test Result
20	108	5259.964040	5250-5350	PASS
	120	5259.965690	5250-5350	PASS
	132	5259.957837	5250-5350	PASS

IEEE 802.11a mode / 5260 ~ 5320MHz (High)

Environment Temperature (°C)	Volage (V)	Measured Frequency (MHz)	limit Range	Test Result
50	120	5319.954548	5250-5350	PASS
40	120	5319.951561	5250-5350	PASS
30	120	5319.967337	5250-5350	PASS
20	120	5319.965683	5250-5350	PASS
10	120	5319.974867	5250-5350	PASS
0	120	5319.960528	5250-5350	PASS
-10	120	5319.956755	5250-5350	PASS
-20	120	5319.958648	5250-5350	PASS

Environment Temperature (°C)	Volage (V)	Measured Frequency (MHz)	limit Range	Test Result
20	108	5319.997480	5250-5350	PASS
	120	5319.965683	5250-5350	PASS
	132	5319.962354	5250-5350	PASS



IEEE 802.11a mode / 5500 ~ 5700MHz (Low)

Environment Temperature (°C)	Volage (V)	Measured Frequency (MHz)	limit Range	Test Result
50	120	5499.997856	5475-5725	PASS
40	120	5499.991650	5475-5725	PASS
30	120	5499.992793	5475-5725	PASS
20	120	5499.965834	5475-5725	PASS
10	120	5499.960284	5475-5725	PASS
0	120	5499.990755	5475-5725	PASS
-10	120	5499.987437	5475-5725	PASS
-20	120	5499.981873	5475-5725	PASS

Environment Temperature (°C)	Volage (V)	Measured Frequency (MHz)	limit Range	Test Result
20	108	5499.956170	5475-5725	PASS
	120	5499.965834	5475-5725	PASS
	132	5499.962729	5475-5725	PASS

IEEE 802.11a mode / 5500 ~ 5700MHz (High)

Environment Temperature (°C)	Volage (V)	Measured Frequency (MHz)	limit Range	Test Result
50	120	5699.971335	5475-5725	PASS
40	120	5699.988121	5475-5725	PASS
30	120	5699.980873	5475-5725	PASS
20	120	5699.968754	5475-5725	PASS
10	120	5699.950509	5475-5725	PASS
0	120	5699.998797	5475-5725	PASS
-10	120	5699.958751	5475-5725	PASS
-20	120	5699.962297	5475-5725	PASS

Environment Temperature (°C)	Volage (V)	Measured Frequency (MHz)	limit Range	Test Result
20	108	5699.977293	5475-5725	PASS
	120	5699.968754	5475-5725	PASS
	132	5699.981277	5475-5725	PASS





IEEE 802.11a mode / 5745 ~ 5825MHz (Low)

Environment Temperature (°C)	Volage (V)	Measured Frequency (MHz)	limit Range	Test Result
50	120	5744.966443	5725-5850	PASS
40	120	5744.959535	5725-5850	PASS
30	120	5744.950001	5725-5850	PASS
20	120	5744.965588	5725-5850	PASS
10	120	5744.985624	5725-5850	PASS
0	120	5744.977153	5725-5850	PASS
-10	120	5744.984078	5725-5850	PASS
-20	120	5744.992675	5725-5850	PASS

Environment Temperature (°C)	Volage (V)	Measured Frequency (MHz)	limit Range	Test Result
20	108	5744.985389	5725-5850	PASS
	120	5744.965588	5725-5850	PASS
	132	5744.993919	5725-5850	PASS

IEEE 802.11a mode / 5745 ~ 5825MHz (High)

Environment Temperature (°C)	Volage (V)	Measured Frequency (MHz)	limit Range	Test Result
50	120	5824.981913	5725-5850	PASS
40	120	5824.979746	5725-5850	PASS
30	120	5824.981123	5725-5850	PASS
20	120	5824.965666	5725-5850	PASS
10	120	5824.995385	5725-5850	PASS
0	120	5824.965604	5725-5850	PASS
-10	120	5824.955928	5725-5850	PASS
-20	120	5824.960624	5725-5850	PASS

Environment Temperature (°C)	Volage (V)	Measured Frequency (MHz)	limit Range	Test Result
20	108	5824.973218	5725-5850	PASS
	120	5824.897666	5725-5850	PASS
	132	5824.979088	5725-5850	PASS



Antenna 2

IEEE 802.11a MHz mode / 5180 ~ 5240MHz (Low)

Environment Temperature (°C)	Volage (V)	Measured Frequency (MHz)	limit Range	Test Result
50	120	5179.971798	5150-5250	PASS
40	120	5179.993626	5150-5250	PASS
30	120	5179.950122	5150-5250	PASS
20	120	5179.965750	5150-5250	PASS
10	120	5179.978541	5150-5250	PASS
0	120	5179.996936	5150-5250	PASS
-10	120	5179.971156	5150-5250	PASS
-20	120	5179.964889	5150-5250	PASS

Environment Temperature (°C)	Volage (V)	Measured Frequency (MHz)	limit Range	Test Result
20	108	5179.970520	5150-5250	PASS
	120	5179.965750	5150-5250	PASS
	132	5179.973763	5150-5250	PASS

IEEE 802.11a MHz mode / 5180 ~ 5240MHz (High)

Environment Temperature (°C)	Volage (V)	Measured Frequency (MHz)	limit Range	Test Result
50	120	5239.982839	5150-5250	PASS
40	120	5239.965531	5150-5250	PASS
30	120	5239.961083	5150-5250	PASS
20	120	5239.965881	5150-5250	PASS
10	120	5239.962824	5150-5250	PASS
0	120	5239.951446	5150-5250	PASS
-10	120	5239.991251	5150-5250	PASS
-20	120	5239.954542	5150-5250	PASS

Environment Temperature (°C)	Volage (V)	Measured Frequency (MHz)	limit Range	Test Result
20	108	5239.988078	5150-5250	PASS
	120	5239.965881	5150-5250	PASS
	132	5239.956387	5150-5250	PASS



IEEE 802.11a mode / 5260 ~ 5320MHz (Low)

Environment Temperature (°C)	Volage (V)	Measured Frequency (MHz)	limit Range	Test Result
50	120	5259.968576	5250-5350	PASS
40	120	5259.953864	5250-5350	PASS
30	120	5259.983568	5250-5350	PASS
20	120	5259.965690	5250-5350	PASS
10	120	5259.981394	5250-5350	PASS
0	120	5259.955080	5250-5350	PASS
-10	120	5259.991910	5250-5350	PASS
-20	120	5259.960428	5250-5350	PASS

Environment Temperature (°C)	Volage (V)	Measured Frequency (MHz)	limit Range	Test Result
20	108	5259.976620	5250-5350	PASS
	120	5259.965690	5250-5350	PASS
	132	5259.963606	5250-5350	PASS

IEEE 802.11a mode / 5260 ~ 5320MHz (High)

Environment Temperature (°C)	Volage (V)	Measured Frequency (MHz)	limit Range	Test Result
50	120	5319.962150	5250-5350	PASS
40	120	5319.997925	5250-5350	PASS
30	120	5319.954884	5250-5350	PASS
20	120	5319.965683	5250-5350	PASS
10	120	5319.964465	5250-5350	PASS
0	120	5319.973809	5250-5350	PASS
-10	120	5319.984093	5250-5350	PASS
-20	120	5319.957345	5250-5350	PASS

Environment Temperature (°C)	Volage (V)	Measured Frequency (MHz)	limit Range	Test Result
20	108	5319.968375	5250-5350	PASS
	120	5319.965683	5250-5350	PASS
	132	5319.974528	5250-5350	PASS



IEEE 802.11a mode / 5500 ~ 5700MHz (Low)

Environment Temperature (°C)	Volage (V)	Measured Frequency (MHz)	limit Range	Test Result
50	120	5499.983887	5475-5725	PASS
40	120	5499.952918	5475-5725	PASS
30	120	5499.987005	5475-5725	PASS
20	120	5499.965834	5475-5725	PASS
10	120	5499.989267	5475-5725	PASS
0	120	5499.994862	5475-5725	PASS
-10	120	5499.991479	5475-5725	PASS
-20	120	5499.991342	5475-5725	PASS

Environment Temperature (°C)	Volage (V)	Measured Frequency (MHz)	limit Range	Test Result
20	108	5499.955987	5475-5725	PASS
	120	5499.965834	5475-5725	PASS
	132	5499.953894	5475-5725	PASS

IEEE 802.11a mode / 5500 ~ 5700MHz (High)

Environment Temperature (°C)	Volage (V)	Measured Frequency (MHz)	limit Range	Test Result
50	120	5699.950081	5475-5725	PASS
40	120	5699.952835	5475-5725	PASS
30	120	5699.973486	5475-5725	PASS
20	120	5699.968754	5475-5725	PASS
10	120	5699.969410	5475-5725	PASS
0	120	5699.978852	5475-5725	PASS
-10	120	5699.963650	5475-5725	PASS
-20	120	5699.987559	5475-5725	PASS

Environment Temperature (°C)	Volage (V)	Measured Frequency (MHz)	limit Range	Test Result
20	108	5699.960938	5475-5725	PASS
	120	5699.968754	5475-5725	PASS
	132	5699.954578	5475-5725	PASS



IEEE 802.11a mode / 5745 ~ 5825MHz (Low)

Environment Temperature (°C)	Volage (V)	Measured Frequency (MHz)	limit Range	Test Result
50	120	5744.970340	5725-5850	PASS
40	120	5744.982775	5725-5850	PASS
30	120	5744.963685	5725-5850	PASS
20	120	5744.965588	5725-5850	PASS
10	120	5744.970660	5725-5850	PASS
0	120	5744.956875	5725-5850	PASS
-10	120	5744.953637	5725-5850	PASS
-20	120	5744.981384	5725-5850	PASS

Environment Temperature (°C)	Volage (V)	Measured Frequency (MHz)	limit Range	Test Result
20	108	5744.987713	5725-5850	PASS
	120	5744.965588	5725-5850	PASS
	132	5744.980513	5725-5850	PASS

IEEE 802.11a mode / 5745 ~ 5825MHz (High)

Environment Temperature (°C)	Volage (V)	Measured Frequency (MHz)	limit Range	Test Result
50	120	5824.965641	5725-5850	PASS
40	120	5824.975640	5725-5850	PASS
30	120	5824.969385	5725-5850	PASS
20	120	5824.965631	5725-5850	PASS
10	120	5824.969703	5725-5850	PASS
0	120	5824.949375	5725-5850	PASS
-10	120	5824.979635	5725-5850	PASS
-20	120	5824.975680	5725-5850	PASS

Environment Temperature (°C)	Volage (V)	Measured Frequency (MHz)	limit Range	Test Result
20	108	5824.987462	5725-5850	PASS
	120	5824.897631	5725-5850	PASS
	132	5824.960477	5725-5850	PASS



Antenna 0

IEEE 802.11n HT 20 MHz mode / 5180 ~ 5240MHz (Low)

Environment Temperature (°C)	Volage (V)	Measured Frequency (MHz)	limit Range	Test Result
50	120	5179.986750	5150-5250	PASS
40	120	5179.957319	5150-5250	PASS
30	120	5179.982016	5150-5250	PASS
20	120	5179.965880	5150-5250	PASS
10	120	5179.968572	5150-5250	PASS
0	120	5179.969014	5150-5250	PASS
-10	120	5179.964706	5150-5250	PASS
-20	120	5179.979867	5150-5250	PASS

Environment Temperature (°C)	Volage (V)	Measured Frequency (MHz)	limit Range	Test Result
20	108	5179.969042	5150-5250	PASS
	120	5179.965880	5150-5250	PASS
	132	5179.989172	5150-5250	PASS

IEEE 802.11n HT 20 MHz mode / 5180 ~ 5240MHz (High)

Environment Temperature (°C)	Volage (V)	Measured Frequency (MHz)	limit Range	Test Result
50	120	5239.954947	5150-5250	PASS
40	120	5239.987175	5150-5250	PASS
30	120	5239.996958	5150-5250	PASS
20	120	5239.965302	5150-5250	PASS
10	120	5239.967626	5150-5250	PASS
0	120	5239.984743	5150-5250	PASS
-10	120	5239.962322	5150-5250	PASS
-20	120	5239.980739	5150-5250	PASS

Environment Temperature (°C)	Volage (V)	Measured Frequency (MHz)	limit Range	Test Result
20	108	5239.985489	5150-5250	PASS
	120	5239.965302	5150-5250	PASS
	132	5239.999091	5150-5250	PASS



**IEEE 802.11n HT 20 MHz mode / 5260 ~ 5320MHz (Low)**

Environment Temperature (°C)	Volage (V)	Measured Frequency (MHz)	limit Range	Test Result
50	120	5259.995012	5250-5350	PASS
40	120	5259.965246	5250-5350	PASS
30	120	5259.974680	5250-5350	PASS
20	120	5259.965878	5250-5350	PASS
10	120	5259.992696	5250-5350	PASS
0	120	5259.976868	5250-5350	PASS
-10	120	5259.953340	5250-5350	PASS
-20	120	5259.989799	5250-5350	PASS

Environment Temperature (°C)	Volage (V)	Measured Frequency (MHz)	limit Range	Test Result
20	108	5259.993931	5250-5350	PASS
	120	5259.965878	5250-5350	PASS
	132	5259.971488	5250-5350	PASS

**IEEE 802.11n HT 20 MHz mode / 5260 ~ 5320MHz (High)**

Environment Temperature (°C)	Volage (V)	Measured Frequency (MHz)	limit Range	Test Result
50	120	5319.979130	5250-5350	PASS
40	120	5319.949470	5250-5350	PASS
30	120	5319.989900	5250-5350	PASS
20	120	5319.965570	5250-5350	PASS
10	120	5319.974336	5250-5350	PASS
0	120	5319.988186	5250-5350	PASS
-10	120	5319.966932	5250-5350	PASS
-20	120	5319.965903	5250-5350	PASS

Environment Temperature (°C)	Volage (V)	Measured Frequency (MHz)	limit Range	Test Result
20	108	5319.961386	5250-5350	PASS
	120	5319.965570	5250-5350	PASS
	132	5319.969749	5250-5350	PASS



IEEE 802.11n HT 20 MHz mode / 5500 ~ 5700MHz (Low)

Environment Temperature (°C)	Volage (V)	Measured Frequency (MHz)	limit Range	Test Result
50	120	5499.957045	5475-5725	PASS
40	120	5499.979487	5475-5725	PASS
30	120	5499.998254	5475-5725	PASS
20	120	5499.968754	5475-5725	PASS
10	120	5499.985986	5475-5725	PASS
0	120	5499.967304	5475-5725	PASS
-10	120	5499.984624	5475-5725	PASS
-20	120	5499.986415	5475-5725	PASS

Environment Temperature (°C)	Volage (V)	Measured Frequency (MHz)	limit Range	Test Result
20	108	5499.986651	5475-5725	PASS
	120	5499.968754	5475-5725	PASS
	132	5499.957765	5475-5725	PASS

IEEE 802.11n HT 20 MHz mode / 5500 ~ 5700MHz (High)

Environment Temperature (°C)	Volage (V)	Measured Frequency (MHz)	limit Range	Test Result
50	120	5699.950901	5475-5725	PASS
40	120	5699.976075	5475-5725	PASS
30	120	5699.996436	5475-5725	PASS
20	120	5699.965668	5475-5725	PASS
10	120	5699.966061	5475-5725	PASS
0	120	5699.965085	5475-5725	PASS
-10	120	5699.964480	5475-5725	PASS
-20	120	5699.995440	5475-5725	PASS

Environment Temperature (°C)	Volage (V)	Measured Frequency (MHz)	limit Range	Test Result
20	108	5699.951118	5475-5725	PASS
	120	5699.965668	5475-5725	PASS
	132	5699.994682	5475-5725	PASS





**IEEE 802.11n HT 20 MHz mode / 5745 ~ 5825MHz (Low)**

Environment Temperature (°C)	Volage (V)	Measured Frequency (MHz)	limit Range	Test Result
50	120	5744.959092	5725-5850	PASS
40	120	5744.972788	5725-5850	PASS
30	120	5744.996520	5725-5850	PASS
20	120	5744.965556	5725-5850	PASS
10	120	5744.974748	5725-5850	PASS
0	120	5744.972839	5725-5850	PASS
-10	120	5744.957705	5725-5850	PASS
-20	120	5744.968936	5725-5850	PASS

Environment Temperature (°C)	Volage (V)	Measured Frequency (MHz)	limit Range	Test Result
20	108	5744.994427	5725-5850	PASS
	120	5744.965556	5725-5850	PASS
	132	5744.975035	5725-5850	PASS

**IEEE 802.11n HT 20 MHz mode / 5745 ~ 5825MHz (High)**

Environment Temperature (°C)	Volage (V)	Measured Frequency (MHz)	limit Range	Test Result
50	120	5824.954229	5725-5850	PASS
40	120	5824.979114	5725-5850	PASS
30	120	5824.970283	5725-5850	PASS
20	120	5824.965480	5725-5850	PASS
10	120	5824.966948	5725-5850	PASS
0	120	5824.999786	5725-5850	PASS
-10	120	5824.964203	5725-5850	PASS
-20	120	5824.973169	5725-5850	PASS

Environment Temperature (°C)	Volage (V)	Measured Frequency (MHz)	limit Range	Test Result
20	108	5824.976505	5725-5850	PASS
	120	5824.965480	5725-5850	PASS
	132	5824.974948	5725-5850	PASS



Antenna 1

IEEE 802.11n HT 20 MHz mode / 5180 ~ 5240MHz (Low)

Environment Temperature (°C)	Volage (V)	Measured Frequency (MHz)	limit Range	Test Result
50	120	5179.989120	5150-5250	PASS
40	120	5179.998347	5150-5250	PASS
30	120	5179.965074	5150-5250	PASS
20	120	5179.965254	5150-5250	PASS
10	120	5179.997660	5150-5250	PASS
0	120	5179.968473	5150-5250	PASS
-10	120	5179.967175	5150-5250	PASS
-20	120	5179.975117	5150-5250	PASS

Environment Temperature (°C)	Volage (V)	Measured Frequency (MHz)	limit Range	Test Result
20	108	5179.991272	5150-5250	PASS
	120	5179.965254	5150-5250	PASS
	132	5179.984210	5150-5250	PASS

IEEE 802.11n HT 20 MHz mode / 5180 ~ 5240MHz (High)

Environment Temperature (°C)	Volage (V)	Measured Frequency (MHz)	limit Range	Test Result
50	120	5239.961291	5150-5250	PASS
40	120	5239.992312	5150-5250	PASS
30	120	5239.983214	5150-5250	PASS
20	120	5239.965339	5150-5250	PASS
10	120	5239.988280	5150-5250	PASS
0	120	5239.975750	5150-5250	PASS
-10	120	5239.973171	5150-5250	PASS
-20	120	5239.971765	5150-5250	PASS

Environment Temperature (°C)	Volage (V)	Measured Frequency (MHz)	limit Range	Test Result
20	108	5239.974765	5150-5250	PASS
	120	5239.965339	5150-5250	PASS
	132	5239.965477	5150-5250	PASS



**IEEE 802.11n HT 20 MHz mode / 5260 ~ 5320MHz (Low)**

Environment Temperature (°C)	Volage (V)	Measured Frequency (MHz)	limit Range	Test Result
50	120	5259.954078	5250-5350	PASS
40	120	5259.995479	5250-5350	PASS
30	120	5259.960390	5250-5350	PASS
20	120	5259.965878	5250-5350	PASS
10	120	5259.949607	5250-5350	PASS
0	120	5259.989787	5250-5350	PASS
-10	120	5259.975812	5250-5350	PASS
-20	120	5259.962996	5250-5350	PASS

Environment Temperature (°C)	Volage (V)	Measured Frequency (MHz)	limit Range	Test Result
20	108	5259.954016	5250-5350	PASS
	120	5259.965878	5250-5350	PASS
	132	5259.981711	5250-5350	PASS

**IEEE 802.11n HT 20 MHz mode / 5260 ~ 5320MHz (High)**

Environment Temperature (°C)	Volage (V)	Measured Frequency (MHz)	limit Range	Test Result
50	120	5319.980533	5250-5350	PASS
40	120	5319.957158	5250-5350	PASS
30	120	5319.997994	5250-5350	PASS
20	120	5319.965547	5250-5350	PASS
10	120	5319.987347	5250-5350	PASS
0	120	5319.972591	5250-5350	PASS
-10	120	5319.975237	5250-5350	PASS
-20	120	5319.960753	5250-5350	PASS

Environment Temperature (°C)	Volage (V)	Measured Frequency (MHz)	limit Range	Test Result
20	108	5319.955313	5250-5350	PASS
	120	5319.965547	5250-5350	PASS
	132	5319.975302	5250-5350	PASS



**IEEE 802.11n HT 20 MHz mode / 5500 ~ 5700MHz (Low)**

Environment Temperature (°C)	Volage (V)	Measured Frequency (MHz)	limit Range	Test Result
50	120	5499.957045	5475-5725	PASS
40	120	5499.982542	5475-5725	PASS
30	120	5499.969083	5475-5725	PASS
20	120	5499.968689	5475-5725	PASS
10	120	5499.968064	5475-5725	PASS
0	120	5499.962726	5475-5725	PASS
-10	120	5499.956263	5475-5725	PASS
-20	120	5499.977014	5475-5725	PASS

Environment Temperature (°C)	Volage (V)	Measured Frequency (MHz)	limit Range	Test Result
20	108	5499.975219	5475-5725	PASS
	120	5499.968689	5475-5725	PASS
	132	5499.991708	5475-5725	PASS

**IEEE 802.11n HT 20 MHz mode / 5500 ~ 5700MHz (High)**

Environment Temperature (°C)	Volage (V)	Measured Frequency (MHz)	limit Range	Test Result
50	120	5699.959554	5475-5725	PASS
40	120	5699.997389	5475-5725	PASS
30	120	5699.960438	5475-5725	PASS
20	120	5699.965352	5475-5725	PASS
10	120	5699.976976	5475-5725	PASS
0	120	5699.967436	5475-5725	PASS
-10	120	5699.980639	5475-5725	PASS
-20	120	5699.953842	5475-5725	PASS

Environment Temperature (°C)	Volage (V)	Measured Frequency (MHz)	limit Range	Test Result
20	108	5699.952793	5475-5725	PASS
	120	5699.965352	5475-5725	PASS
	132	5699.963786	5475-5725	PASS



**IEEE 802.11n HT 20 MHz mode / 5745 ~ 5825MHz (Low)**

Environment Temperature (°C)	Volage (V)	Measured Frequency (MHz)	limit Range	Test Result
50	120	5744.977867	5725-5850	PASS
40	120	5744.982473	5725-5850	PASS
30	120	5744.954065	5725-5850	PASS
20	120	5744.965556	5725-5850	PASS
10	120	5744.960058	5725-5850	PASS
0	120	5744.985040	5725-5850	PASS
-10	120	5744.973868	5725-5850	PASS
-20	120	5744.963698	5725-5850	PASS

Environment Temperature (°C)	Volage (V)	Measured Frequency (MHz)	limit Range	Test Result
20	108	5744.952654	5725-5850	PASS
	120	5744.965556	5725-5850	PASS
	132	5744.998211	5725-5850	PASS

**IEEE 802.11n HT 20 MHz mode / 5745 ~ 5825MHz (High)**

Environment Temperature (°C)	Volage (V)	Measured Frequency (MHz)	limit Range	Test Result
50	120	5824.996519	5725-5850	PASS
40	120	5824.960544	5725-5850	PASS
30	120	5824.987213	5725-5850	PASS
20	120	5824.965160	5725-5850	PASS
10	120	5824.973337	5725-5850	PASS
0	120	5824.986800	5725-5850	PASS
-10	120	5824.950358	5725-5850	PASS
-20	120	5824.967124	5725-5850	PASS

Environment Temperature (°C)	Volage (V)	Measured Frequency (MHz)	limit Range	Test Result
20	108	5824.991514	5725-5850	PASS
	120	5824.965160	5725-5850	PASS
	132	5824.995091	5725-5850	PASS



Antenna 2

IEEE 802.11n HT 20 MHz mode / 5180 ~ 5240MHz (Low)

Environment Temperature (°C)	Volage (V)	Measured Frequency (MHz)	limit Range	Test Result
50	120	5179.969917	5150-5250	PASS
40	120	5179.977601	5150-5250	PASS
30	120	5179.975673	5150-5250	PASS
20	120	5179.965280	5150-5250	PASS
10	120	5179.974048	5150-5250	PASS
0	120	5179.957778	5150-5250	PASS
-10	120	5179.994222	5150-5250	PASS
-20	120	5179.976478	5150-5250	PASS

Environment Temperature (°C)	Volage (V)	Measured Frequency (MHz)	limit Range	Test Result
20	108	5179.951480	5150-5250	PASS
	120	5179.965280	5150-5250	PASS
	132	5179.991256	5150-5250	PASS

IEEE 802.11n HT 20 MHz mode / 5180 ~ 5240MHz (High)

Environment Temperature (°C)	Volage (V)	Measured Frequency (MHz)	limit Range	Test Result
50	120	5239.976490	5150-5250	PASS
40	120	5239.956571	5150-5250	PASS
30	120	5239.970147	5150-5250	PASS
20	120	5239.965302	5150-5250	PASS
10	120	5239.974757	5150-5250	PASS
0	120	5239.989813	5150-5250	PASS
-10	120	5239.966944	5150-5250	PASS
-20	120	5239.982406	5150-5250	PASS

Environment Temperature (°C)	Volage (V)	Measured Frequency (MHz)	limit Range	Test Result
20	108	5239.991320	5150-5250	PASS
	120	5239.965302	5150-5250	PASS
	132	5239.958848	5150-5250	PASS



**IEEE 802.11n HT 20 MHz mode / 5260 ~ 5320MHz (Low)**

Environment Temperature (°C)	Volage (V)	Measured Frequency (MHz)	limit Range	Test Result
50	120	5259.966575	5250-5350	PASS
40	120	5259.992462	5250-5350	PASS
30	120	5259.970585	5250-5350	PASS
20	120	5259.965878	5250-5350	PASS
10	120	5259.982519	5250-5350	PASS
0	120	5259.978527	5250-5350	PASS
-10	120	5259.965694	5250-5350	PASS
-20	120	5259.988081	5250-5350	PASS

Environment Temperature (°C)	Volage (V)	Measured Frequency (MHz)	limit Range	Test Result
20	108	5259.961656	5250-5350	PASS
	120	5259.965878	5250-5350	PASS
	132	5259.964985	5250-5350	PASS

**IEEE 802.11n HT 20 MHz mode / 5260 ~ 5320MHz (High)**

Environment Temperature (°C)	Volage (V)	Measured Frequency (MHz)	limit Range	Test Result
50	120	5319.986790	5250-5350	PASS
40	120	5319.958698	5250-5350	PASS
30	120	5319.995542	5250-5350	PASS
20	120	5319.965547	5250-5350	PASS
10	120	5319.955273	5250-5350	PASS
0	120	5319.987941	5250-5350	PASS
-10	120	5319.993306	5250-5350	PASS
-20	120	5319.997307	5250-5350	PASS

Environment Temperature (°C)	Volage (V)	Measured Frequency (MHz)	limit Range	Test Result
20	108	5319.964549	5250-5350	PASS
	120	5319.965547	5250-5350	PASS
	132	5319.982116	5250-5350	PASS



**IEEE 802.11n HT 20 MHz mode / 5500 ~ 5700MHz (Low)**

Environment Temperature (°C)	Volage (V)	Measured Frequency (MHz)	limit Range	Test Result
50	120	5499.954589	5475-5725	PASS
40	120	5499.977137	5475-5725	PASS
30	120	5499.957929	5475-5725	PASS
20	120	5499.968754	5475-5725	PASS
10	120	5499.970109	5475-5725	PASS
0	120	5499.964819	5475-5725	PASS
-10	120	5499.950456	5475-5725	PASS
-20	120	5499.993394	5475-5725	PASS

Environment Temperature (°C)	Volage (V)	Measured Frequency (MHz)	limit Range	Test Result
20	108	5499.969642	5475-5725	PASS
	120	5499.968754	5475-5725	PASS
	132	5499.996302	5475-5725	PASS

**IEEE 802.11n HT 20 MHz mode / 5500 ~ 5700MHz (High)**

Environment Temperature (°C)	Volage (V)	Measured Frequency (MHz)	limit Range	Test Result
50	120	5699.997629	5475-5725	PASS
40	120	5699.990327	5475-5725	PASS
30	120	5699.951413	5475-5725	PASS
20	120	5699.965488	5475-5725	PASS
10	120	5699.962768	5475-5725	PASS
0	120	5699.955818	5475-5725	PASS
-10	120	5699.984826	5475-5725	PASS
-20	120	5699.980811	5475-5725	PASS

Environment Temperature (°C)	Volage (V)	Measured Frequency (MHz)	limit Range	Test Result
20	108	5699.981062	5475-5725	PASS
	120	5699.965488	5475-5725	PASS
	132	5699.983112	5475-5725	PASS





**IEEE 802.11n HT 20 MHz mode / 5745 ~ 5825MHz (Low)**

Environment Temperature (°C)	Volage (V)	Measured Frequency (MHz)	limit Range	Test Result
50	120	5744.954215	5725-5850	PASS
40	120	5744.971163	5725-5850	PASS
30	120	5744.971041	5725-5850	PASS
20	120	5744.965556	5725-5850	PASS
10	120	5744.984842	5725-5850	PASS
0	120	5744.969744	5725-5850	PASS
-10	120	5744.972702	5725-5850	PASS
-20	120	5744.979065	5725-5850	PASS

Environment Temperature (°C)	Volage (V)	Measured Frequency (MHz)	limit Range	Test Result
20	108	5744.992597	5725-5850	PASS
	120	5744.965556	5725-5850	PASS
	132	5744.999122	5725-5850	PASS

**IEEE 802.11n HT 20 MHz mode / 5745 ~ 5825MHz (High)**

Environment Temperature (°C)	Volage (V)	Measured Frequency (MHz)	limit Range	Test Result
50	120	5824.994495	5725-5850	PASS
40	120	5824.996152	5725-5850	PASS
30	120	5824.976236	5725-5850	PASS
20	120	5824.965254	5725-5850	PASS
10	120	5824.961034	5725-5850	PASS
0	120	5824.977003	5725-5850	PASS
-10	120	5824.975222	5725-5850	PASS
-20	120	5824.976683	5725-5850	PASS

Environment Temperature (°C)	Volage (V)	Measured Frequency (MHz)	limit Range	Test Result
20	108	5824.950513	5725-5850	PASS
	120	5824.965254	5725-5850	PASS
	132	5824.976804	5725-5850	PASS



Antenna 0

IEEE 802.11n HT 40 MHz mode / 5190 ~ 5230MHz (Low)

Environment Temperature (°C)	Volage (V)	Measured Frequency (MHz)	limit Range	Test Result
50	120	5189.981056	5150-5250	PASS
40	120	5189.969271	5150-5250	PASS
30	120	5189.970902	5150-5250	PASS
20	120	5189.965655	5150-5250	PASS
10	120	5189.966254	5150-5250	PASS
0	120	5189.980085	5150-5250	PASS
-10	120	5189.956305	5150-5250	PASS
-20	120	5189.961612	5150-5250	PASS

Environment Temperature (°C)	Volage (V)	Measured Frequency (MHz)	limit Range	Test Result
20	108	5189.955761	5150-5250	PASS
	120	5189.965655	5150-5250	PASS
	132	5189.970131	5150-5250	PASS

IEEE 802.11n HT 40 MHz mode / 5190 ~ 5230MHz (High)

Environment Temperature (°C)	Volage (V)	Measured Frequency (MHz)	limit Range	Test Result
50	120	5229.949433	5150-5250	PASS
40	120	5229.969931	5150-5250	PASS
30	120	5229.996039	5150-5250	PASS
20	120	5229.965750	5150-5250	PASS
10	120	5229.980363	5150-5250	PASS
0	120	5229.995637	5150-5250	PASS
-10	120	5229.968345	5150-5250	PASS
-20	120	5229.994829	5150-5250	PASS

Environment Temperature (°C)	Volage (V)	Measured Frequency (MHz)	limit Range	Test Result
20	108	5229.962788	5150-5250	PASS
	120	5229.965750	5150-5250	PASS
	132	5229.968162	5150-5250	PASS



IEEE 802.11n HT 40 MHz mode / 5270 ~ 5310MHz (Low)

Environment Temperature (°C)	Volage (V)	Measured Frequency (MHz)	limit Range	Test Result
50	120	5269.997021	5250-5350	PASS
40	120	5269.962798	5250-5350	PASS
30	120	5269.998173	5250-5350	PASS
20	120	5269.965550	5250-5350	PASS
10	120	5269.990268	5250-5350	PASS
0	120	5269.991216	5250-5350	PASS
-10	120	5269.957763	5250-5350	PASS
-20	120	5269.957617	5250-5350	PASS

Environment Temperature (°C)	Volage (V)	Measured Frequency (MHz)	limit Range	Test Result
20	108	5269.952582	5250-5350	PASS
	120	5269.965550	5250-5350	PASS
	132	5269.952274	5250-5350	PASS

IEEE 802.11n HT 40 MHz mode / 5270 ~ 5310MHz (High)

Environment Temperature (°C)	Volage (V)	Measured Frequency (MHz)	limit Range	Test Result
50	120	5309.981775	5250-5350	PASS
40	120	5309.963837	5250-5350	PASS
30	120	5309.995661	5250-5350	PASS
20	120	5309.964888	5250-5350	PASS
10	120	5309.951123	5250-5350	PASS
0	120	5309.966580	5250-5350	PASS
-10	120	5309.984207	5250-5350	PASS
-20	120	5309.987712	5250-5350	PASS

Environment Temperature (°C)	Volage (V)	Measured Frequency (MHz)	limit Range	Test Result
20	108	5309.969066	5250-5350	PASS
	120	5309.964888	5250-5350	PASS
	132	5309.972405	5250-5350	PASS



IEEE 802.11n HT 40 MHz mode / 5510 ~ 5670MHz (Low)

Environment Temperature (°C)	Volage (V)	Measured Frequency (MHz)	limit Range	Test Result
50	120	5509.953855	5475-5725	PASS
40	120	5509.971463	5475-5725	PASS
30	120	5509.997599	5475-5725	PASS
20	120	5509.965570	5475-5725	PASS
10	120	5509.955703	5475-5725	PASS
0	120	5509.957511	5475-5725	PASS
-10	120	5509.984929	5475-5725	PASS
-20	120	5509.962279	5475-5725	PASS

Environment Temperature (°C)	Volage (V)	Measured Frequency (MHz)	limit Range	Test Result
20	108	5509.967617	5475-5725	PASS
	120	5509.965570	5475-5725	PASS
	132	5509.986131	5475-5725	PASS

IEEE 802.11n HT 40 MHz mode / 5510 ~ 5670MHz (High)

Environment Temperature (°C)	Volage (V)	Measured Frequency (MHz)	limit Range	Test Result
50	120	5669.951502	5475-5725	PASS
40	120	5669.980143	5475-5725	PASS
30	120	5669.996449	5475-5725	PASS
20	120	5669.966480	5475-5725	PASS
10	120	5669.982848	5475-5725	PASS
0	120	5669.960724	5475-5725	PASS
-10	120	5669.986433	5475-5725	PASS
-20	120	5669.954192	5475-5725	PASS

Environment Temperature (°C)	Volage (V)	Measured Frequency (MHz)	limit Range	Test Result
20	108	5669.950227	5475-5725	PASS
	120	5669.966480	5475-5725	PASS
	132	5669.983673	5475-5725	PASS



**IEEE 802.11n HT 40 MHz mode / 5755 ~ 5795MHz (Low)**

Environment Temperature (°C)	Volage (V)	Measured Frequency (MHz)	limit Range	Test Result
50	120	5754.994516	5725-5850	PASS
40	120	5754.999649	5725-5850	PASS
30	120	5754.960464	5725-5850	PASS
20	120	5754.965558	5725-5850	PASS
10	120	5754.966637	5725-5850	PASS
0	120	5754.952824	5725-5850	PASS
-10	120	5754.970146	5725-5850	PASS
-20	120	5754.964895	5725-5850	PASS

Environment Temperature (°C)	Volage (V)	Measured Frequency (MHz)	limit Range	Test Result
20	108	5754.993981	5725-5850	PASS
	120	5754.965558	5725-5850	PASS
	132	5754.949234	5725-5850	PASS

**IEEE 802.11n HT 40 MHz mode / 5755 ~ 5795MHz (High)**

Environment Temperature (°C)	Volage (V)	Measured Frequency (MHz)	limit Range	Test Result
50	120	5794.951711	5725-5850	PASS
40	120	5794.997569	5725-5850	PASS
30	120	5794.978509	5725-5850	PASS
20	120	5794.965840	5725-5850	PASS
10	120	5794.997336	5725-5850	PASS
0	120	5794.987615	5725-5850	PASS
-10	120	5794.953318	5725-5850	PASS
-20	120	5794.974291	5725-5850	PASS

Environment Temperature (°C)	Volage (V)	Measured Frequency (MHz)	limit Range	Test Result
20	108	5794.986245	5725-5850	PASS
	120	5794.965840	5725-5850	PASS
	132	5794.959998	5725-5850	PASS



Antenna 1

IEEE 802.11n HT 40 MHz mode / 5190 ~ 5230MHz (Low)

Environment Temperature (°C)	Volage (V)	Measured Frequency (MHz)	limit Range	Test Result
50	120	5189.968618	5150-5250	PASS
40	120	5189.977098	5150-5250	PASS
30	120	5189.976315	5150-5250	PASS
20	120	5189.965631	5150-5250	PASS
10	120	5189.995299	5150-5250	PASS
0	120	5189.993726	5150-5250	PASS
-10	120	5189.972723	5150-5250	PASS
-20	120	5189.969138	5150-5250	PASS

Environment Temperature (°C)	Volage (V)	Measured Frequency (MHz)	limit Range	Test Result
20	108	5189.975180	5150-5250	PASS
	120	5189.965631	5150-5250	PASS
	132	5189.964404	5150-5250	PASS

IEEE 802.11n HT 40 MHz mode / 5190 ~ 5230MHz (High)

Environment Temperature (°C)	Volage (V)	Measured Frequency (MHz)	limit Range	Test Result
50	120	5229.996218	5150-5250	PASS
40	120	5229.986469	5150-5250	PASS
30	120	5229.974481	5150-5250	PASS
20	120	5229.965750	5150-5250	PASS
10	120	5229.995500	5150-5250	PASS
0	120	5229.987864	5150-5250	PASS
-10	120	5229.969019	5150-5250	PASS
-20	120	5229.998615	5150-5250	PASS

Environment Temperature (°C)	Volage (V)	Measured Frequency (MHz)	limit Range	Test Result
20	108	5229.949456	5150-5250	PASS
	120	5229.965750	5150-5250	PASS
	132	5229.987537	5150-5250	PASS



**IEEE 802.11n HT 40 MHz mode / 5270 ~ 5310MHz (Low)**

Environment Temperature (°C)	Volage (V)	Measured Frequency (MHz)	limit Range	Test Result
50	120	5269.971109	5250-5350	PASS
40	120	5269.988766	5250-5350	PASS
30	120	5269.974082	5250-5350	PASS
20	120	5269.965449	5250-5350	PASS
10	120	5269.975764	5250-5350	PASS
0	120	5269.990520	5250-5350	PASS
-10	120	5269.956839	5250-5350	PASS
-20	120	5269.963553	5250-5350	PASS

Environment Temperature (°C)	Volage (V)	Measured Frequency (MHz)	limit Range	Test Result
20	108	5269.960372	5250-5350	PASS
	120	5269.965449	5250-5350	PASS
	132	5269.955520	5250-5350	PASS

**IEEE 802.11n HT 40 MHz mode / 5270 ~ 5310MHz (High)**

Environment Temperature (°C)	Volage (V)	Measured Frequency (MHz)	limit Range	Test Result
50	120	5309.951821	5250-5350	PASS
40	120	5309.956632	5250-5350	PASS
30	120	5309.956678	5250-5350	PASS
20	120	5309.964878	5250-5350	PASS
10	120	5309.991153	5250-5350	PASS
0	120	5309.989401	5250-5350	PASS
-10	120	5309.994269	5250-5350	PASS
-20	120	5309.966393	5250-5350	PASS

Environment Temperature (°C)	Volage (V)	Measured Frequency (MHz)	limit Range	Test Result
20	108	5309.973448	5250-5350	PASS
	120	5309.964878	5250-5350	PASS
	132	5309.982612	5250-5350	PASS



IEEE 802.11n HT 40 MHz mode / 5510 ~ 5670MHz (Low)

Environment Temperature (°C)	Volage (V)	Measured Frequency (MHz)	limit Range	Test Result
50	120	5509.980957	5475-5725	PASS
40	120	5509.957583	5475-5725	PASS
30	120	5509.976417	5475-5725	PASS
20	120	5509.965572	5475-5725	PASS
10	120	5509.980652	5475-5725	PASS
0	120	5509.991445	5475-5725	PASS
-10	120	5509.996004	5475-5725	PASS
-20	120	5509.974025	5475-5725	PASS

Environment Temperature (°C)	Volage (V)	Measured Frequency (MHz)	limit Range	Test Result
20	108	5509.955849	5475-5725	PASS
	120	5509.965572	5475-5725	PASS
	132	5509.973822	5475-5725	PASS

IEEE 802.11n HT 40 MHz mode / 5510 ~ 5670MHz (High)

Environment Temperature (°C)	Volage (V)	Measured Frequency (MHz)	limit Range	Test Result
50	120	5669.975269	5475-5725	PASS
40	120	5669.952034	5475-5725	PASS
30	120	5669.986925	5475-5725	PASS
20	120	5669.966480	5475-5725	PASS
10	120	5669.991576	5475-5725	PASS
0	120	5669.996748	5475-5725	PASS
-10	120	5669.998043	5475-5725	PASS
-20	120	5669.961804	5475-5725	PASS

Environment Temperature (°C)	Volage (V)	Measured Frequency (MHz)	limit Range	Test Result
20	108	5669.979465	5475-5725	PASS
	120	5669.966480	5475-5725	PASS
	132	5669.989829	5475-5725	PASS





**IEEE 802.11n HT 40 MHz mode / 5755 ~ 5795MHz (Low)**

Environment Temperature (°C)	Volage (V)	Measured Frequency (MHz)	limit Range	Test Result
50	120	5754.995315	5725-5850	PASS
40	120	5754.973291	5725-5850	PASS
30	120	5754.965567	5725-5850	PASS
20	120	5754.965456	5725-5850	PASS
10	120	5754.990531	5725-5850	PASS
0	120	5754.951613	5725-5850	PASS
-10	120	5754.955590	5725-5850	PASS
-20	120	5754.982292	5725-5850	PASS

Environment Temperature (°C)	Volage (V)	Measured Frequency (MHz)	limit Range	Test Result
20	108	5754.998551	5725-5850	PASS
	120	5754.965456	5725-5850	PASS
	132	5754.970930	5725-5850	PASS

**IEEE 802.11n HT 40 MHz mode / 5755 ~ 5795MHz (High)**

Environment Temperature (°C)	Volage (V)	Measured Frequency (MHz)	limit Range	Test Result
50	120	5794.953747	5725-5850	PASS
40	120	5794.987036	5725-5850	PASS
30	120	5794.993469	5725-5850	PASS
20	120	5794.965889	5725-5850	PASS
10	120	5794.964739	5725-5850	PASS
0	120	5794.990473	5725-5850	PASS
-10	120	5794.960596	5725-5850	PASS
-20	120	5794.960263	5725-5850	PASS

Environment Temperature (°C)	Volage (V)	Measured Frequency (MHz)	limit Range	Test Result
20	108	5794.960209	5725-5850	PASS
	120	5794.965889	5725-5850	PASS
	132	5794.985811	5725-5850	PASS



Antenna 2

IEEE 802.11n HT 40 MHz mode / 5190 ~ 5230MHz (Low)

Environment Temperature (°C)	Volage (V)	Measured Frequency (MHz)	limit Range	Test Result
50	120	5189.967674	5150-5250	PASS
40	120	5189.971766	5150-5250	PASS
30	120	5189.991633	5150-5250	PASS
20	120	5189.965675	5150-5250	PASS
10	120	5189.958802	5150-5250	PASS
0	120	5189.997957	5150-5250	PASS
-10	120	5189.960746	5150-5250	PASS
-20	120	5189.966271	5150-5250	PASS

Environment Temperature (°C)	Volage (V)	Measured Frequency (MHz)	limit Range	Test Result
20	108	5189.956026	5150-5250	PASS
	120	5189.965675	5150-5250	PASS
	132	5189.969375	5150-5250	PASS

IEEE 802.11n HT 40 MHz mode / 5190 ~ 5230MHz (High)

Environment Temperature (°C)	Volage (V)	Measured Frequency (MHz)	limit Range	Test Result
50	120	5229.960420	5150-5250	PASS
40	120	5229.991259	5150-5250	PASS
30	120	5229.978361	5150-5250	PASS
20	120	5229.965750	5150-5250	PASS
10	120	5229.997627	5150-5250	PASS
0	120	5229.990367	5150-5250	PASS
-10	120	5229.974065	5150-5250	PASS
-20	120	5229.987885	5150-5250	PASS

Environment Temperature (°C)	Volage (V)	Measured Frequency (MHz)	limit Range	Test Result
20	108	5229.955133	5150-5250	PASS
	120	5229.965750	5150-5250	PASS
	132	5229.984452	5150-5250	PASS



IEEE 802.11n HT 40 MHz mode / 5270 ~ 5310MHz (Low)

Environment Temperature (°C)	Volage (V)	Measured Frequency (MHz)	limit Range	Test Result
50	120	5269.976296	5250-5350	PASS
40	120	5269.984654	5250-5350	PASS
30	120	5269.950798	5250-5350	PASS
20	120	5269.965440	5250-5350	PASS
10	120	5269.978074	5250-5350	PASS
0	120	5269.951837	5250-5350	PASS
-10	120	5269.993116	5250-5350	PASS
-20	120	5269.967461	5250-5350	PASS

Environment Temperature (°C)	Volage (V)	Measured Frequency (MHz)	limit Range	Test Result
20	108	5269.969049	5250-5350	PASS
	120	5269.965440	5250-5350	PASS
	132	5269.956206	5250-5350	PASS

IEEE 802.11n HT 40 MHz mode / 5270 ~ 5310MHz (High)

Environment Temperature (°C)	Volage (V)	Measured Frequency (MHz)	limit Range	Test Result
50	120	5309.992650	5250-5350	PASS
40	120	5309.953425	5250-5350	PASS
30	120	5309.971891	5250-5350	PASS
20	120	5309.964878	5250-5350	PASS
10	120	5309.995122	5250-5350	PASS
0	120	5309.961121	5250-5350	PASS
-10	120	5309.955606	5250-5350	PASS
-20	120	5309.965943	5250-5350	PASS

Environment Temperature (°C)	Volage (V)	Measured Frequency (MHz)	limit Range	Test Result
20	108	5309.975749	5250-5350	PASS
	120	5309.964878	5250-5350	PASS
	132	5309.955098	5250-5350	PASS



**IEEE 802.11n HT 40 MHz mode / 5510 ~ 5670MHz (Low)**

Environment Temperature (°C)	Volage (V)	Measured Frequency (MHz)	limit Range	Test Result
50	120	5509.977684	5475-5725	PASS
40	120	5509.952439	5475-5725	PASS
30	120	5509.988226	5475-5725	PASS
20	120	5509.965572	5475-5725	PASS
10	120	5509.976656	5475-5725	PASS
0	120	5509.949821	5475-5725	PASS
-10	120	5509.950973	5475-5725	PASS
-20	120	5509.995384	5475-5725	PASS

Environment Temperature (°C)	Volage (V)	Measured Frequency (MHz)	limit Range	Test Result
20	108	5509.999901	5475-5725	PASS
	120	5509.965572	5475-5725	PASS
	132	5509.986610	5475-5725	PASS

**IEEE 802.11n HT 40 MHz mode / 5510 ~ 5670MHz (High)**

Environment Temperature (°C)	Volage (V)	Measured Frequency (MHz)	limit Range	Test Result
50	120	5669.952147	5475-5725	PASS
40	120	5669.990816	5475-5725	PASS
30	120	5669.972444	5475-5725	PASS
20	120	5669.966480	5475-5725	PASS
10	120	5669.984887	5475-5725	PASS
0	120	5669.998257	5475-5725	PASS
-10	120	5669.954308	5475-5725	PASS
-20	120	5669.997004	5475-5725	PASS

Environment Temperature (°C)	Volage (V)	Measured Frequency (MHz)	limit Range	Test Result
20	108	5669.972098	5475-5725	PASS
	120	5669.966480	5475-5725	PASS
	132	5669.955715	5475-5725	PASS



IEEE 802.11n HT 40 MHz mode / 5755 ~ 5795MHz (Low)

Environment Temperature (°C)	Volage (V)	Measured Frequency (MHz)	limit Range	Test Result
50	120	5754.953910	5725-5850	PASS
40	120	5754.975467	5725-5850	PASS
30	120	5754.971056	5725-5850	PASS
20	120	5754.965558	5725-5850	PASS
10	120	5754.989690	5725-5850	PASS
0	120	5754.979426	5725-5850	PASS
-10	120	5754.996908	5725-5850	PASS
-20	120	5754.959124	5725-5850	PASS

Environment Temperature (°C)	Volage (V)	Measured Frequency (MHz)	limit Range	Test Result
20	108	5754.949237	5725-5850	PASS
	120	5754.965558	5725-5850	PASS
	132	5754.962933	5725-5850	PASS

IEEE 802.11n HT 40 MHz mode / 5755 ~ 5795MHz (High)

Environment Temperature (°C)	Volage (V)	Measured Frequency (MHz)	limit Range	Test Result
50	120	5794.977596	5725-5850	PASS
40	120	5794.982689	5725-5850	PASS
30	120	5794.997709	5725-5850	PASS
20	120	5794.965889	5725-5850	PASS
10	120	5794.951661	5725-5850	PASS
0	120	5794.984488	5725-5850	PASS
-10	120	5794.962222	5725-5850	PASS
-20	120	5794.989110	5725-5850	PASS

Environment Temperature (°C)	Volage (V)	Measured Frequency (MHz)	limit Range	Test Result
20	108	5794.951884	5725-5850	PASS
	120	5794.965889	5725-5850	PASS
	132	5794.950992	5725-5850	PASS



Antenna 0

IEEE 802.11ac 80 mode / 5210MHz

Environment Temperature (°C)	Volage (V)	Measured Frequency (MHz)	limit Range	Test Result
50	120	5209.967213	5150-5250	PASS
40	120	5209.979864	5150-5250	PASS
30	120	5209.956595	5150-5250	PASS
20	120	5209.965880	5150-5250	PASS
10	120	5209.965276	5150-5250	PASS
0	120	5209.951976	5150-5250	PASS
-10	120	5209.951873	5150-5250	PASS
-20	120	5209.950957	5150-5250	PASS

Environment Temperature (°C)	Volage (V)	Measured Frequency (MHz)	limit Range	Test Result
20	108	5209.990916	5150-5250	PASS
	120	5209.965880	5150-5250	PASS
	132	5209.983275	5150-5250	PASS

IEEE 802.11ac 80 mode / 5290MHz

Environment Temperature (°C)	Volage (V)	Measured Frequency (MHz)	limit Range	Test Result
50	120	5289.991235	5250-5350	PASS
40	120	5289.964075	5250-5350	PASS
30	120	5289.952135	5250-5350	PASS
20	120	5289.665700	5250-5350	PASS
10	120	5289.988592	5250-5350	PASS
0	120	5289.973364	5250-5350	PASS
-10	120	5289.991918	5250-5350	PASS
-20	120	5289.980018	5250-5350	PASS

Environment Temperature (°C)	Volage (V)	Measured Frequency (MHz)	limit Range	Test Result
20	108	5289.977217	5250-5350	PASS
	120	5289.665700	5250-5350	PASS
	132	5289.952403	5250-5350	PASS



**IEEE 802.11ac 80 mode / 5530MHz (Low)**

Environment Temperature (°C)	Volage (V)	Measured Frequency (MHz)	limit Range	Test Result
50	120	5529.988633	5475-5725	PASS
40	120	5529.984612	5475-5725	PASS
30	120	5529.969599	5475-5725	PASS
20	120	5529.986660	5475-5725	PASS
10	120	5529.954101	5475-5725	PASS
0	120	5529.958692	5475-5725	PASS
-10	120	5529.969318	5475-5725	PASS
-20	120	5529.969891	5475-5725	PASS

Environment Temperature (°C)	Volage (V)	Measured Frequency (MHz)	limit Range	Test Result
20	108	5529.976562	5475-5725	PASS
	120	5529.986660	5475-5725	PASS
	132	5529.981441	5475-5725	PASS

**IEEE 802.11ac 80 mode / 5775MHz**

Environment Temperature (°C)	Volage (V)	Measured Frequency (MHz)	limit Range	Test Result
50	120	5774.949350	5725-5850	PASS
40	120	5774.977181	5725-5850	PASS
30	120	5774.966019	5725-5850	PASS
20	120	5774.966490	5725-5850	PASS
10	120	5774.949347	5725-5850	PASS
0	120	5774.980952	5725-5850	PASS
-10	120	5774.962515	5725-5850	PASS
-20	120	5774.953343	5725-5850	PASS

Environment Temperature (°C)	Volage (V)	Measured Frequency (MHz)	limit Range	Test Result
20	108	5774.967977	5725-5850	PASS
	120	5774.966490	5725-5850	PASS
	132	5774.964111	5725-5850	PASS



Antenna 1

IEEE 802.11ac 80 mode / 5210MHz

Environment Temperature (°C)	Volage (V)	Measured Frequency (MHz)	limit Range	Test Result
50	120	5209.965261	5150-5250	PASS
40	120	5209.997555	5150-5250	PASS
30	120	5209.961839	5150-5250	PASS
20	120	5209.965689	5150-5250	PASS
10	120	5209.994996	5150-5250	PASS
0	120	5209.976988	5150-5250	PASS
-10	120	5209.982066	5150-5250	PASS
-20	120	5209.999321	5150-5250	PASS

Environment Temperature (°C)	Volage (V)	Measured Frequency (MHz)	limit Range	Test Result
20	108	5209.986647	5150-5250	PASS
	120	5209.965689	5150-5250	PASS
	132	5209.965427	5150-5250	PASS

IEEE 802.11ac 80 mode / 5290MHz

Environment Temperature (°C)	Volage (V)	Measured Frequency (MHz)	limit Range	Test Result
50	120	5289.993407	5250-5350	PASS
40	120	5289.962661	5250-5350	PASS
30	120	5289.968012	5250-5350	PASS
20	120	5289.665741	5250-5350	PASS
10	120	5289.973270	5250-5350	PASS
0	120	5289.970021	5250-5350	PASS
-10	120	5289.996617	5250-5350	PASS
-20	120	5289.961708	5250-5350	PASS

Environment Temperature (°C)	Volage (V)	Measured Frequency (MHz)	limit Range	Test Result
20	108	5289.979421	5250-5350	PASS
	120	5289.665741	5250-5350	PASS
	132	5289.966377	5250-5350	PASS





**IEEE 802.11ac 80 mode / 5530MHz (Low)**

Environment Temperature (°C)	Volage (V)	Measured Frequency (MHz)	limit Range	Test Result
50	120	5529.998019	5475-5725	PASS
40	120	5529.989656	5475-5725	PASS
30	120	5529.998972	5475-5725	PASS
20	120	5529.986665	5475-5725	PASS
10	120	5529.954610	5475-5725	PASS
0	120	5529.979077	5475-5725	PASS
-10	120	5529.976332	5475-5725	PASS
-20	120	5529.994662	5475-5725	PASS

Environment Temperature (°C)	Volage (V)	Measured Frequency (MHz)	limit Range	Test Result
20	108	5529.975603	5475-5725	PASS
	120	5529.986665	5475-5725	PASS
	132	5529.958711	5475-5725	PASS

**IEEE 802.11ac 80 mode / 5775MHz**

Environment Temperature (°C)	Volage (V)	Measured Frequency (MHz)	limit Range	Test Result
50	120	5774.971752	5725-5850	PASS
40	120	5774.975977	5725-5850	PASS
30	120	5774.968788	5725-5850	PASS
20	120	5774.966358	5725-5850	PASS
10	120	5774.984769	5725-5850	PASS
0	120	5774.954097	5725-5850	PASS
-10	120	5774.963528	5725-5850	PASS
-20	120	5774.958853	5725-5850	PASS

Environment Temperature (°C)	Volage (V)	Measured Frequency (MHz)	limit Range	Test Result
20	108	5774.988954	5725-5850	PASS
	120	5774.966358	5725-5850	PASS
	132	5774.974264	5725-5850	PASS



Antenna 2

IEEE 802.11ac 80 mode / 5210MHz

Environment Temperature (°C)	Volage (V)	Measured Frequency (MHz)	limit Range	Test Result
50	120	5209.996022	5150-5250	PASS
40	120	5209.997201	5150-5250	PASS
30	120	5209.981715	5150-5250	PASS
20	120	5209.965889	5150-5250	PASS
10	120	5209.967154	5150-5250	PASS
0	120	5209.970758	5150-5250	PASS
-10	120	5209.972611	5150-5250	PASS
-20	120	5209.965741	5150-5250	PASS

Environment Temperature (°C)	Volage (V)	Measured Frequency (MHz)	limit Range	Test Result
20	108	5209.998032	5150-5250	PASS
	120	5209.965889	5150-5250	PASS
	132	5209.977342	5150-5250	PASS

IEEE 802.11ac 80 mode / 5290MHz

Environment Temperature (°C)	Volage (V)	Measured Frequency (MHz)	limit Range	Test Result
50	120	5289.965276	5250-5350	PASS
40	120	5289.950473	5250-5350	PASS
30	120	5289.994487	5250-5350	PASS
20	120	5289.665778	5250-5350	PASS
10	120	5289.993134	5250-5350	PASS
0	120	5289.959908	5250-5350	PASS
-10	120	5289.990219	5250-5350	PASS
-20	120	5289.990606	5250-5350	PASS

Environment Temperature (°C)	Volage (V)	Measured Frequency (MHz)	limit Range	Test Result
20	108	5289.997172	5250-5350	PASS
	120	5289.665778	5250-5350	PASS
	132	5289.963322	5250-5350	PASS



IEEE 802.11ac 80 mode / 5530MHz (Low)

Environment Temperature (°C)	Volage (V)	Measured Frequency (MHz)	limit Range	Test Result
50	120	5529.958802	5475-5725	PASS
40	120	5529.972657	5475-5725	PASS
30	120	5529.975998	5475-5725	PASS
20	120	5529.986665	5475-5725	PASS
10	120	5529.966343	5475-5725	PASS
0	120	5529.983521	5475-5725	PASS
-10	120	5529.951956	5475-5725	PASS
-20	120	5529.959362	5475-5725	PASS

Environment Temperature (°C)	Volage (V)	Measured Frequency (MHz)	limit Range	Test Result
20	108	5529.967968	5475-5725	PASS
	120	5529.986665	5475-5725	PASS
	132	5529.964124	5475-5725	PASS

IEEE 802.11ac 80 mode / 5775MHz

Environment Temperature (°C)	Volage (V)	Measured Frequency (MHz)	limit Range	Test Result
50	120	5774.968370	5725-5850	PASS
40	120	5774.952783	5725-5850	PASS
30	120	5774.981221	5725-5850	PASS
20	120	5774.966492	5725-5850	PASS
10	120	5774.988099	5725-5850	PASS
0	120	5774.951434	5725-5850	PASS
-10	120	5774.998987	5725-5850	PASS
-20	120	5774.952400	5725-5850	PASS

Environment Temperature (°C)	Volage (V)	Measured Frequency (MHz)	limit Range	Test Result
20	108	5774.968401	5725-5850	PASS
	120	5774.966492	5725-5850	PASS
	132	5774.998658	5725-5850	PASS