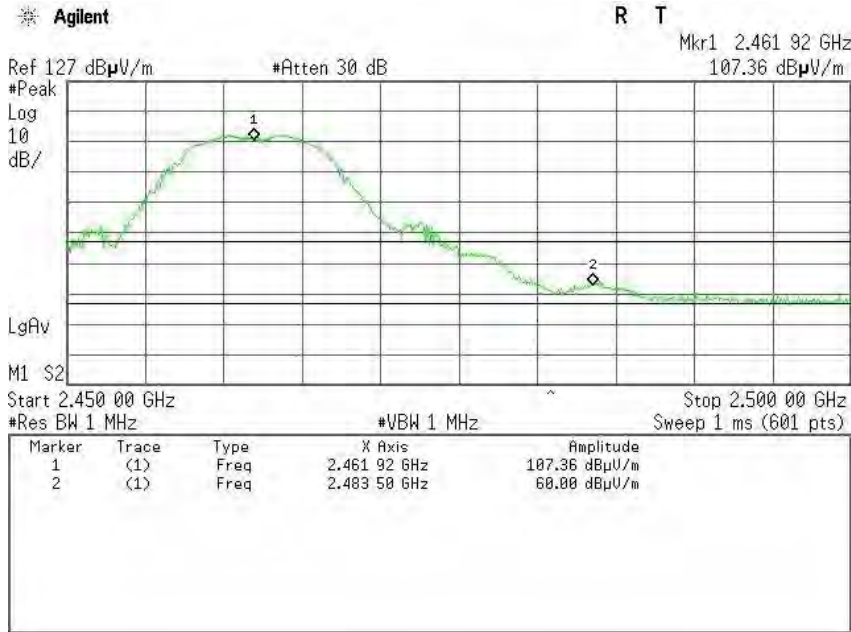




Band Edges (CH High)

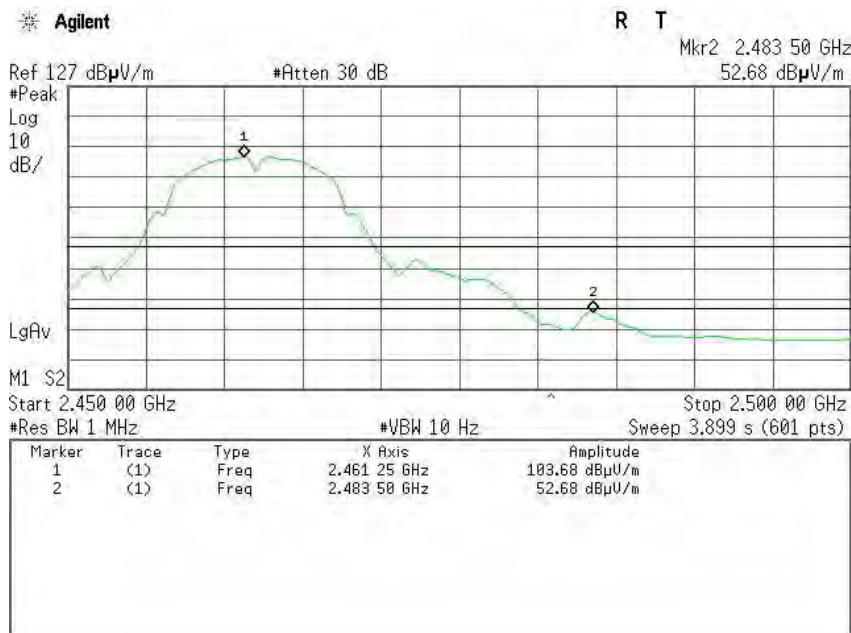
Detector mode: Peak

Polarity: Vertical



Detector mode: Average

Polarity: Vertical

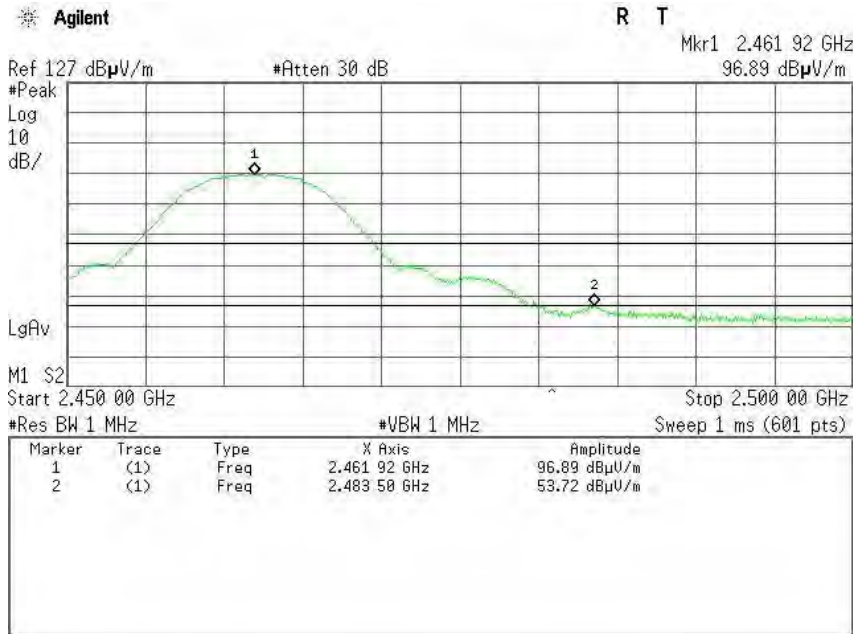


No.	Frequency (MHz)	Reading (dBuV)	Corrected (dB)	Result (dBuV)	Limit (dBuV)	Margin (dB)	Detector	Antenna Pole
1	2483.5000	53.76	-6.24	60.00	74.00	-14.00	Peak	Vertical
2	2483.5000	46.44	-6.24	52.68	54.00	-1.32	AVG	Vertical



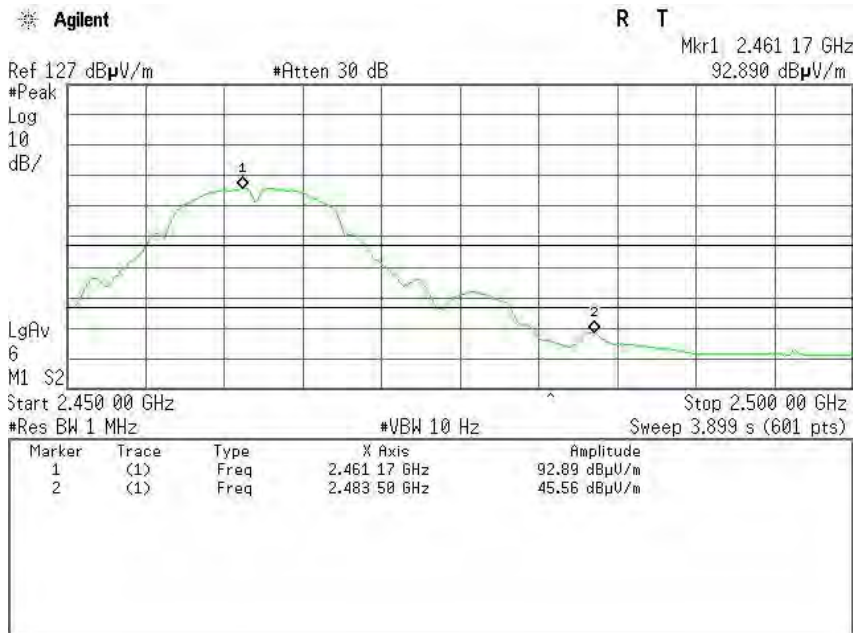
Detector mode: Peak

Polarity: Horizontal



Detector mode: Average

Polarity: Horizontal



No.	Frequency (MHz)	Reading (dBuV)	Corrected (dB)	Result (dBuV)	Limit (dBuV)	Margin (dB)	Detector	Antenna Pole
1	2483.5000	47.48	-6.24	53.72	74.00	-20.28	Peak	Horizontal
2	2483.5000	39.32	-6.24	45.56	54.00	-8.44	AVG	Horizontal



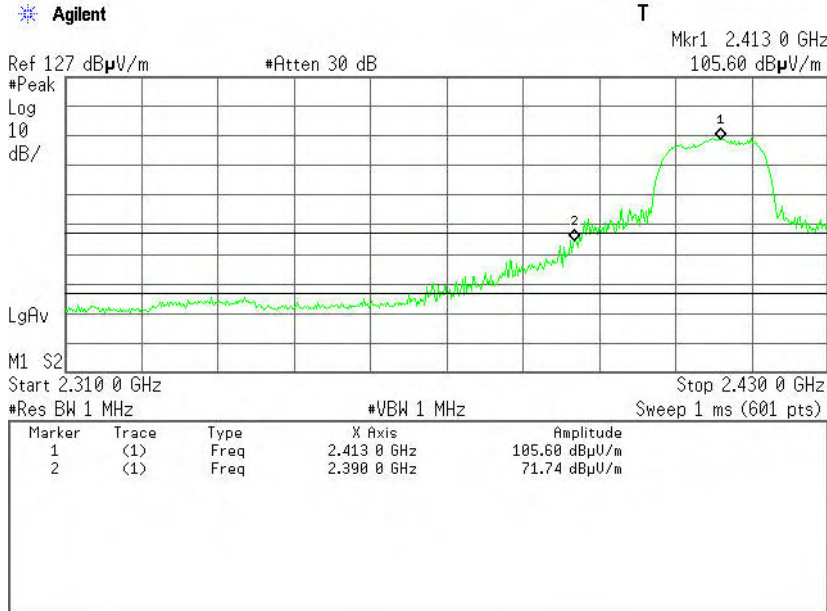
Antenna 0

IEEE 802.11g mode

Band Edges (CH Low)

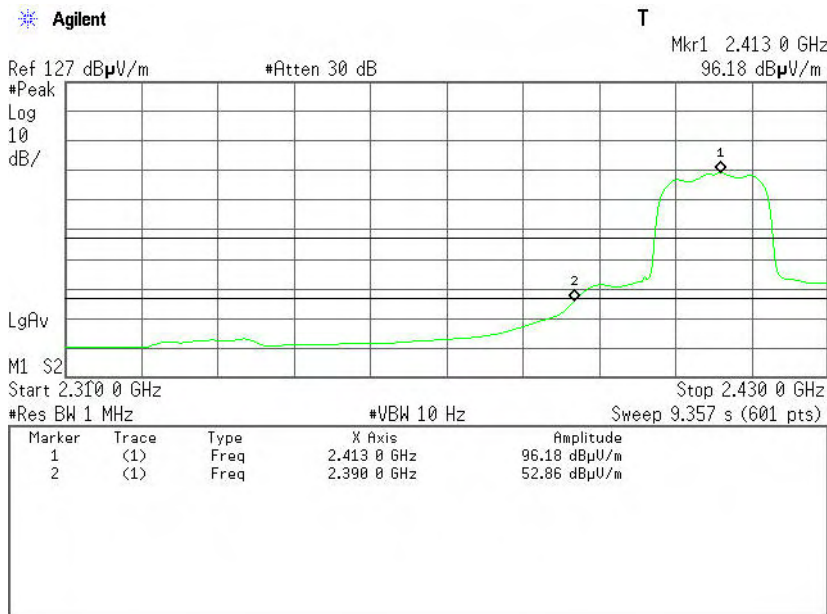
Detector mode: Peak

Polarity: Vertical



Detector mode: Average

Polarity: Vertical

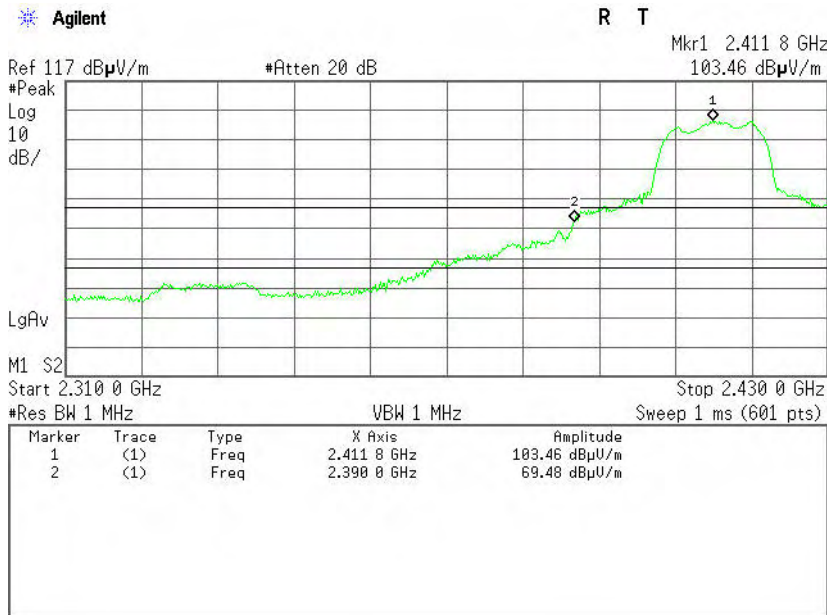


No.	Frequency (MHz)	Reading (dBuV)	Corrected (dB)	Result (dBuV)	Limit (dBuV)	Margin (dB)	Detector	Antenna Pole
1	2390.0000	65.14	-6.60	71.74	74.00	-2.26	Peak	Vertical
2	2390.0000	46.26	-6.60	52.86	54.00	-1.14	Average	Vertical



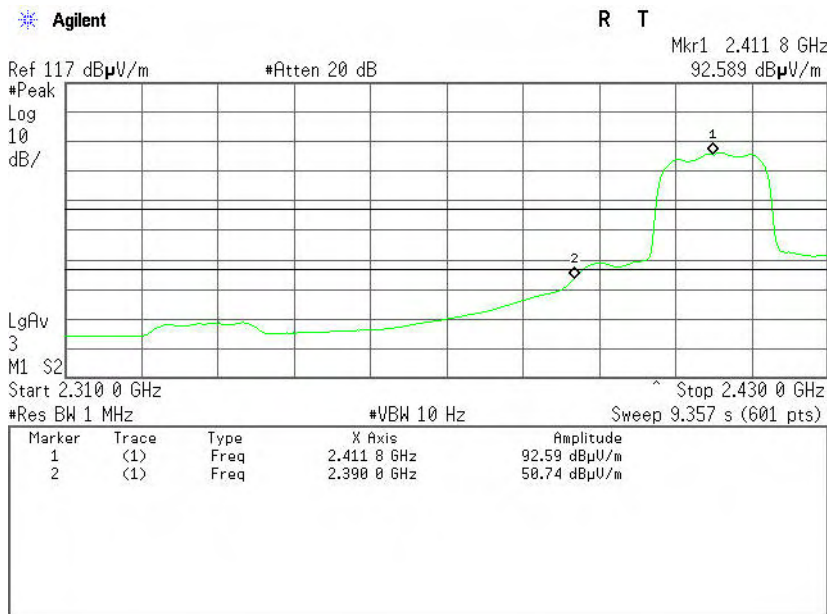
Detector mode: Peak

Polarity: Horizontal



Detector mode: Average

Polarity: Horizontal



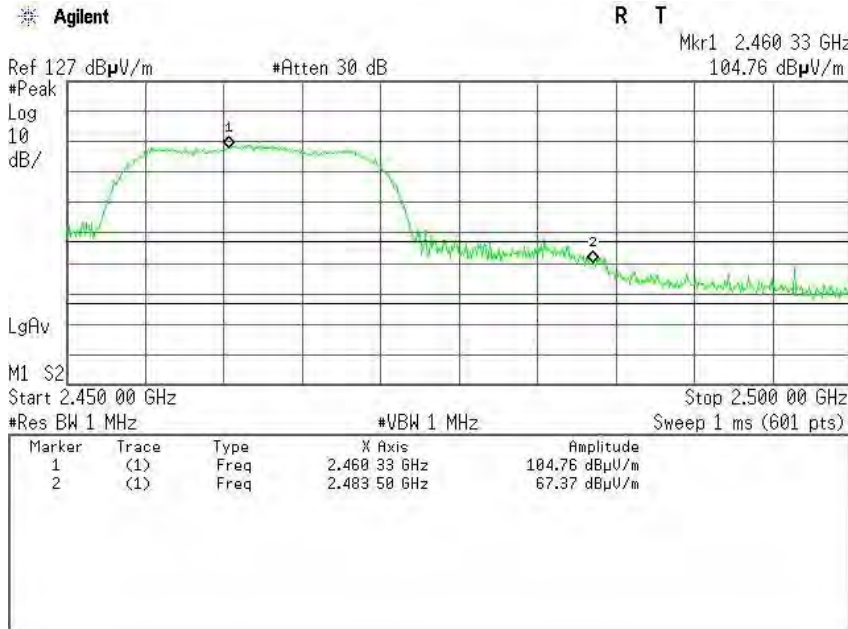
No.	Frequency (MHz)	Reading (dBuV)	Corrected (dB)	Result (dBuV)	Limit (dBuV)	Margin (dB)	Detector	Antenna Pole
1	2390.0000	62.88	-6.60	69.48	74.00	-4.52	Peak	Horizontal
2	2390.0000	44.14	-6.60	50.74	54.00	-3.26	Average	Horizontal



Band Edges (CH High)

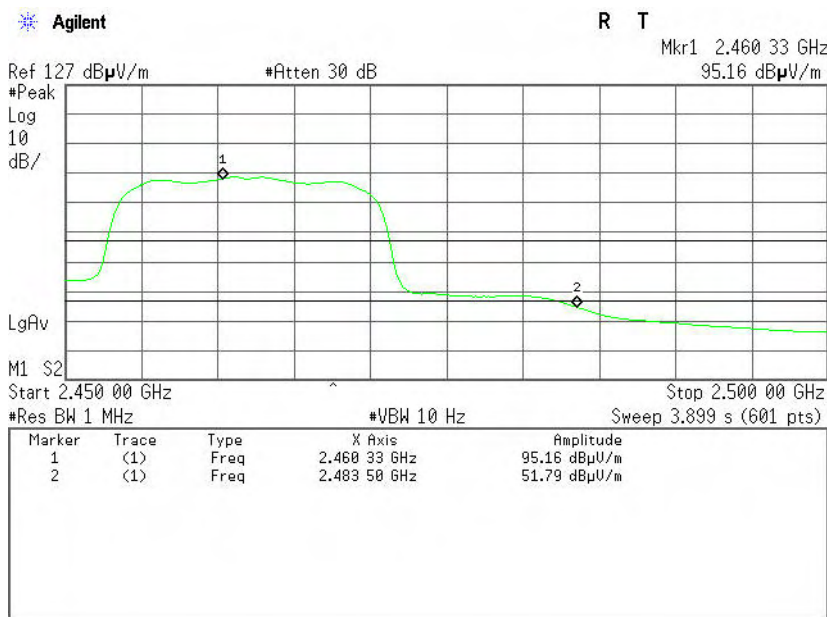
Detector mode: Peak

Polarity: Vertical



Detector mode: Average

Polarity: Vertical

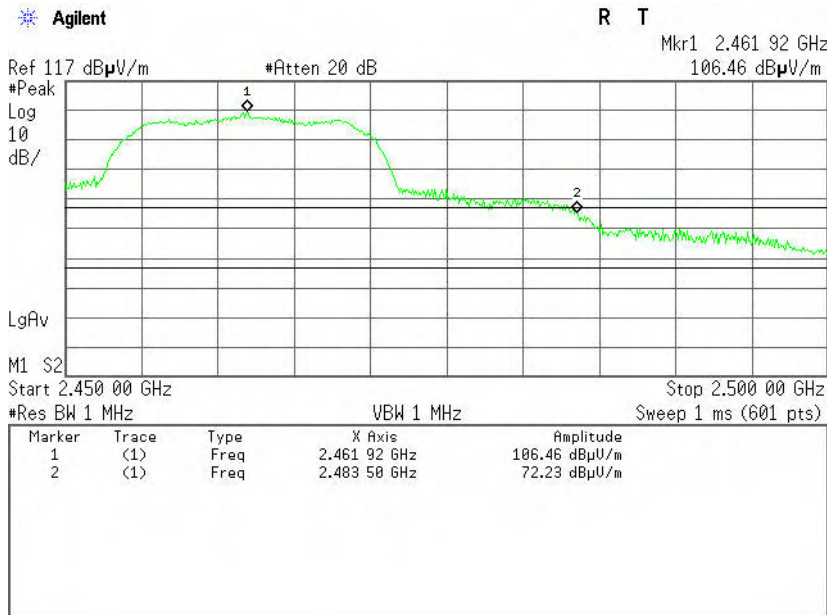


No.	Frequency (MHz)	Reading (dB μ V)	Corrected (dB)	Result (dB μ V)	Limit (dB μ V)	Margin (dB)	Detector	Antenna Pole
1	2483.5000	61.13	-6.24	67.37	74.00	-6.63	Peak	Vertical
2	2483.5000	45.55	-6.24	51.79	54.00	-2.21	AVG	Vertical



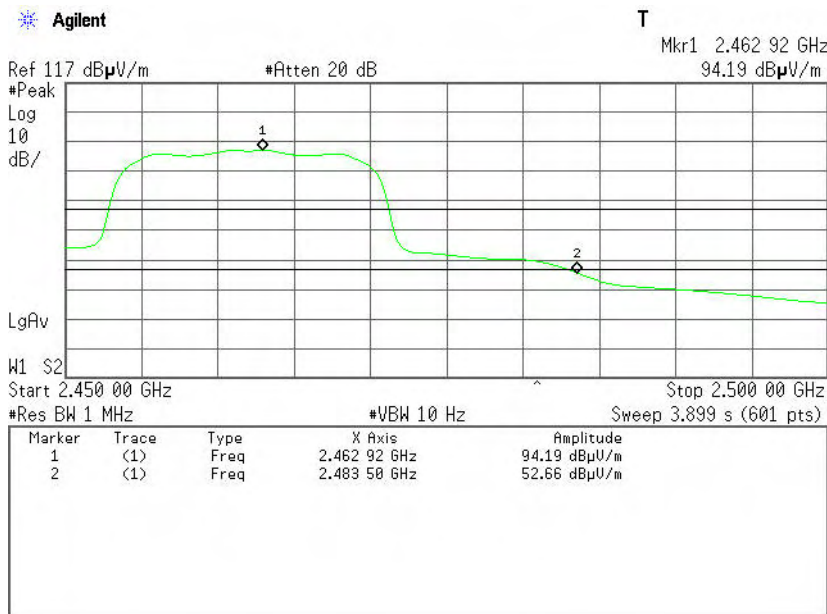
Detector mode: Peak

Polarity: Horizontal



Detector mode: Average

Polarity: Horizontal



No.	Frequency (MHz)	Reading (dBuV)	Corrected (dB)	Result (dBuV)	Limit (dBuV)	Margin (dB)	Detector	Antenna Pole
1	2483.5000	65.99	-6.24	72.23	74.00	-1.77	Peak	Horizontal
2	2483.5000	46.42	-6.24	52.66	54.00	-1.34	AVG	Horizontal



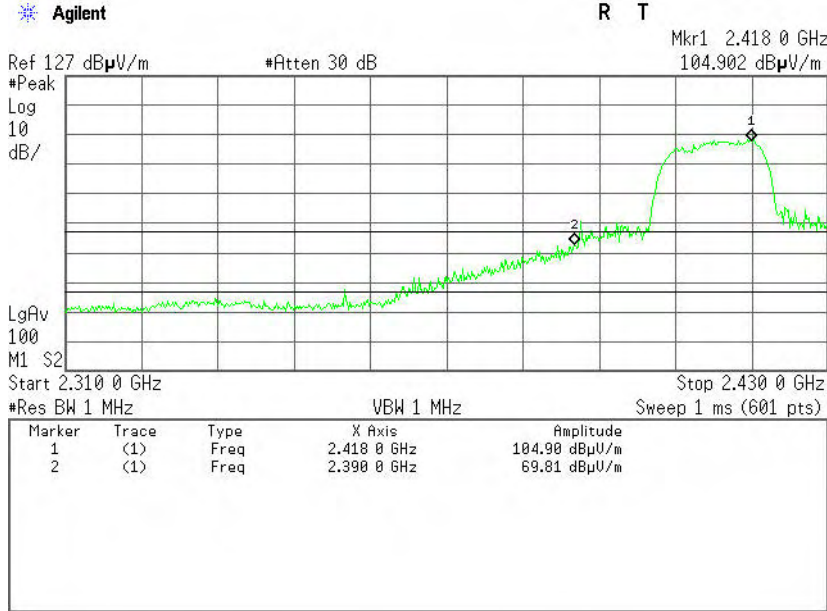
Antenna 1

IEEE 802.11g mode

Band Edges (CH Low)

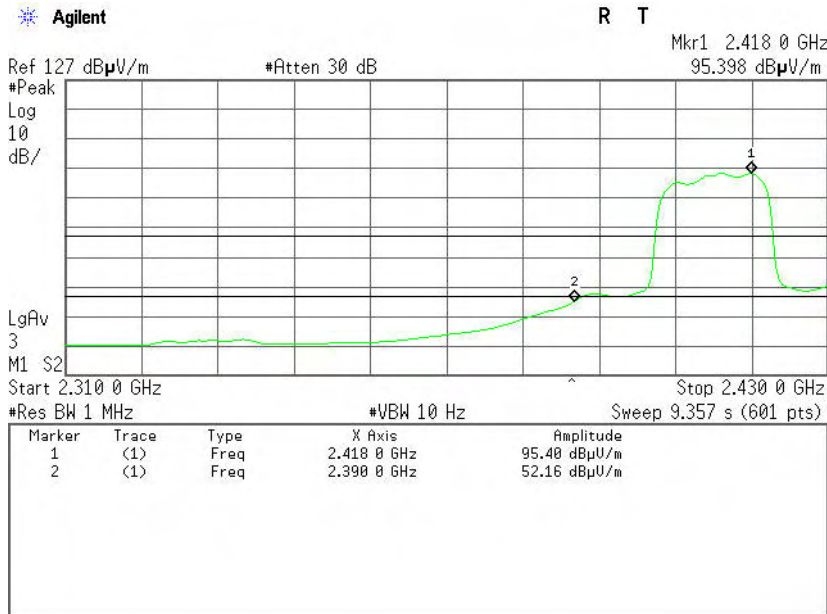
Detector mode: Peak

Polarity: Vertical



Detector mode: Average

Polarity: Vertical

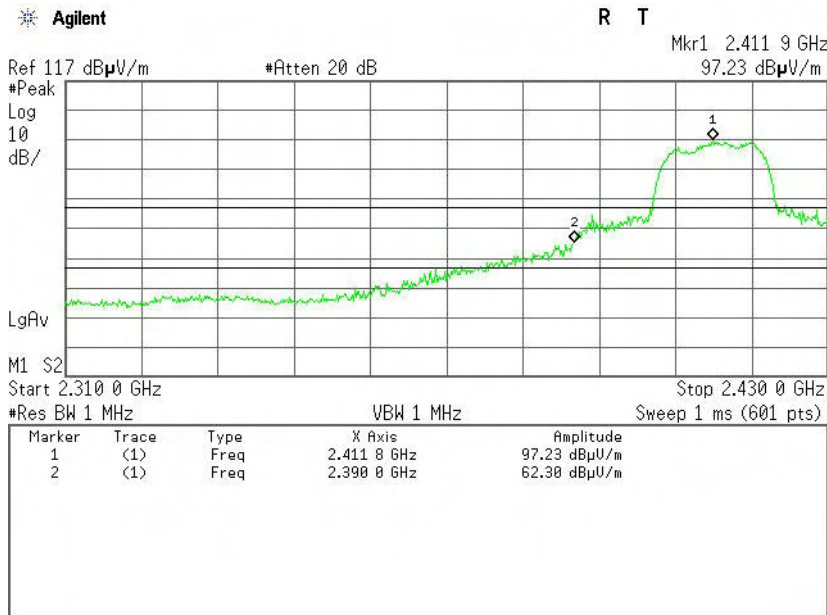


No.	Frequency (MHz)	Reading (dBµV)	Corrected (dB)	Result (dBµV)	Limit (dBµV)	Margin (dB)	Detector	Antenna Pole
1	2390.0000	63.21	-6.60	69.81	74.00	-4.19	Peak	Vertical
2	2390.0000	45.56	-6.60	52.16	54.00	-1.84	Average	Vertical



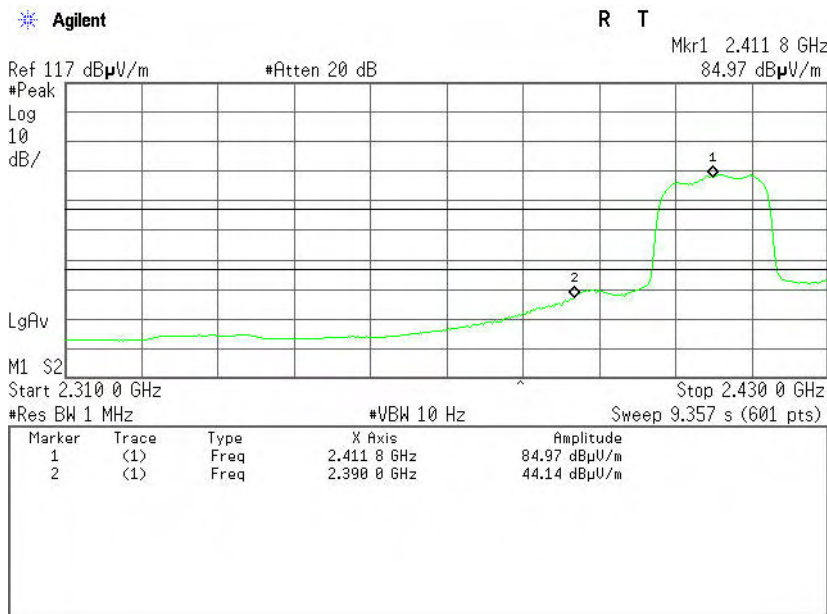
Detector mode: Peak

Polarity: Horizontal



Detector mode: Average

Polarity: Horizontal



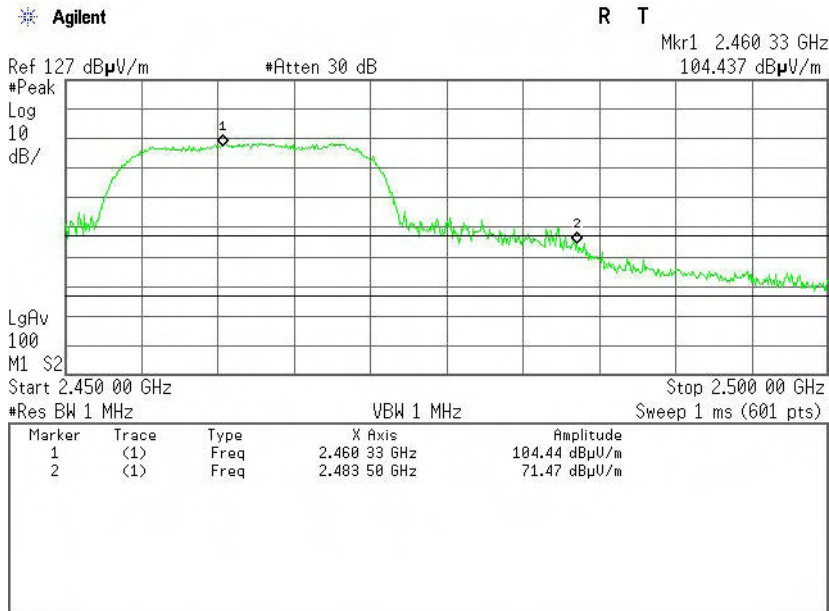
No.	Frequency (MHz)	Reading (dBuV)	Corrected (dB)	Result (dBuV)	Limit (dBuV)	Margin (dB)	Detector	Antenna Pole
1	2390.0000	55.70	-6.60	62.30	74.00	-11.70	Peak	Horizontal
2	2390.0000	37.54	-6.60	44.14	54.00	-9.86	Average	Horizontal



Band Edges (CH High)

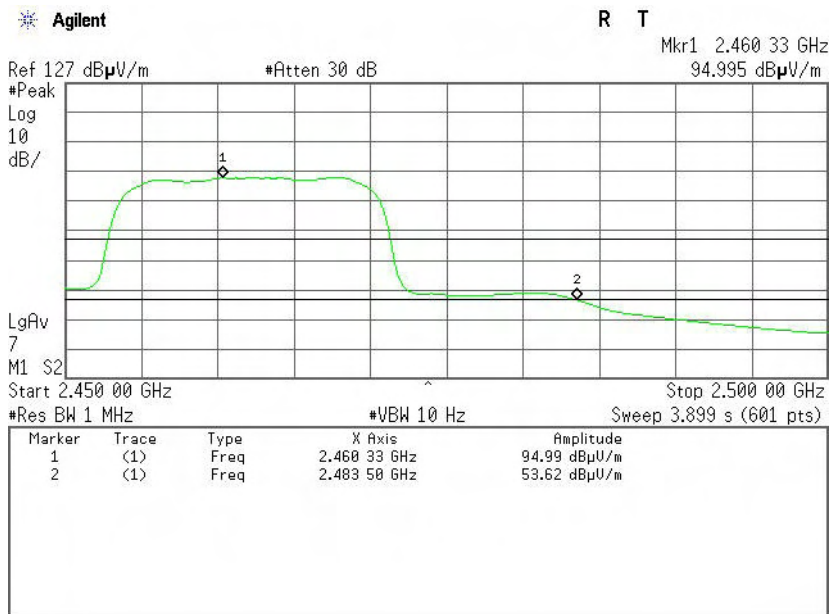
Detector mode: Peak

Polarity: Vertical



Detector mode: Average

Polarity: Vertical

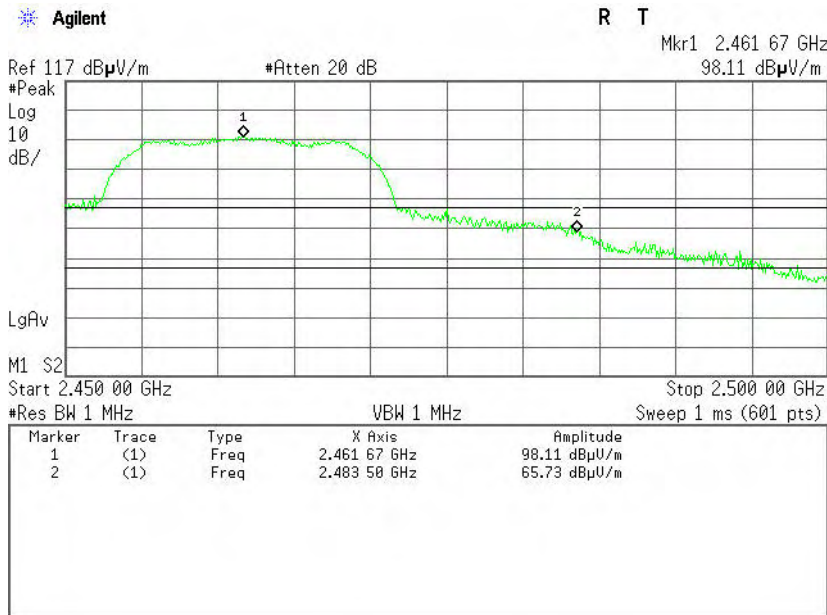


No.	Frequency (MHz)	Reading (dBuV)	Corrected (dB)	Result (dBuV)	Limit (dBuV)	Margin (dB)	Detector	Antenna Pole
1	2483.5000	65.23	-6.24	71.47	74.00	-2.53	Peak	Vertical
2	2483.5000	47.38	-6.24	53.62	54.00	-0.38	AVG	Vertical



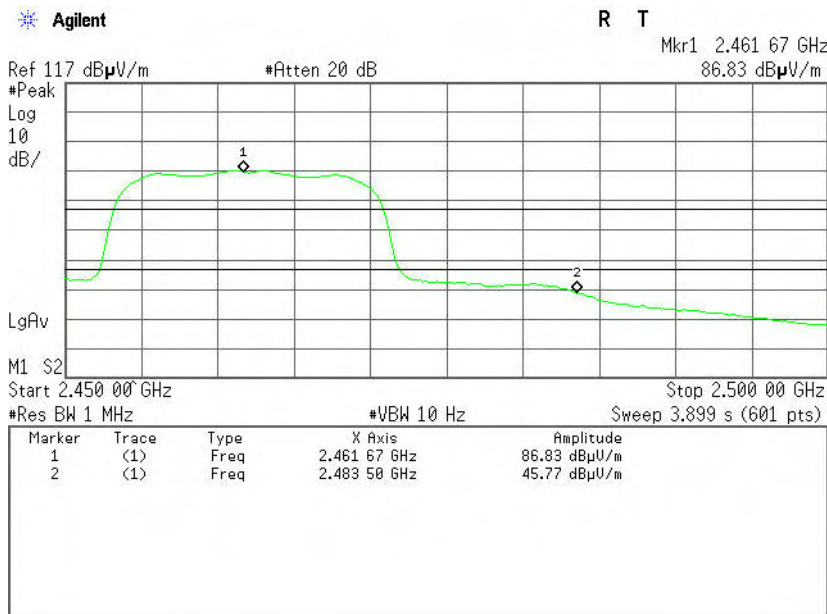
Detector mode: Peak

Polarity: Horizontal



Detector mode: Average

Polarity: Horizontal



No.	Frequency (MHz)	Reading (dB μ V)	Corrected (dB)	Result (dB μ V)	Limit (dB μ V)	Margin (dB)	Detector	Antenna Pole
1	2483.5000	59.49	-6.24	65.73	74.00	-8.27	Peak	Horizontal
2	2483.5000	39.53	-6.24	45.77	54.00	-8.23	AVG	Horizontal



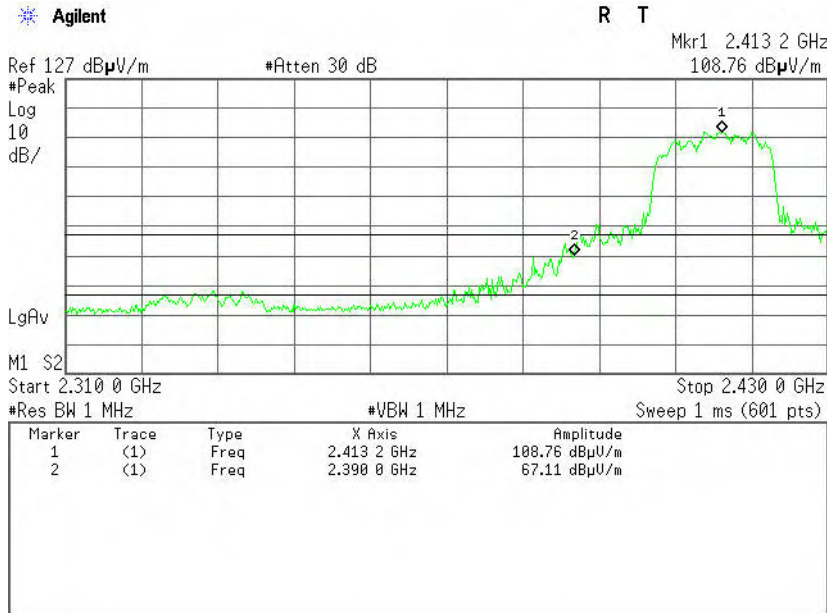
Antenna 0 + Antenna 1

IEEE 802.11n HT20 MHz mode

Band Edges (CH Low)

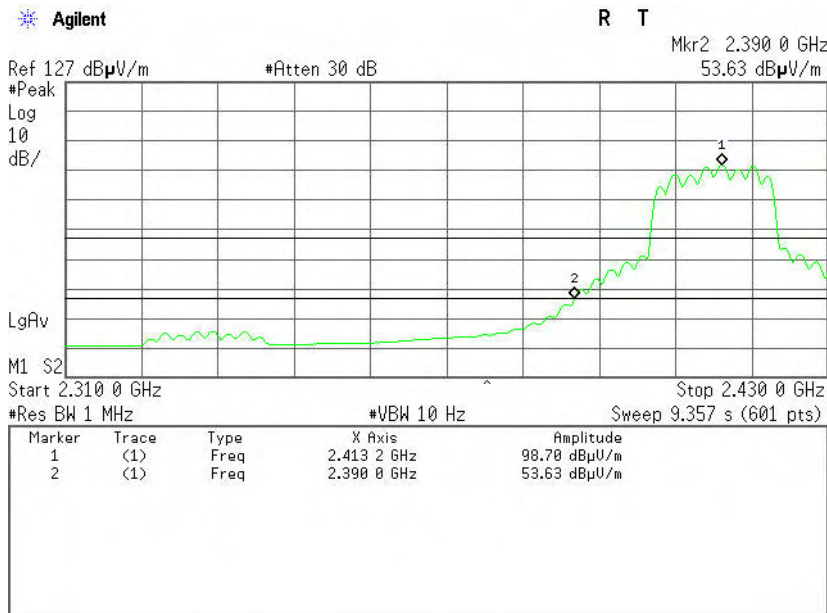
Detector mode: Peak

Polarity: Vertical



Detector mode: Average

Polarity: Vertical

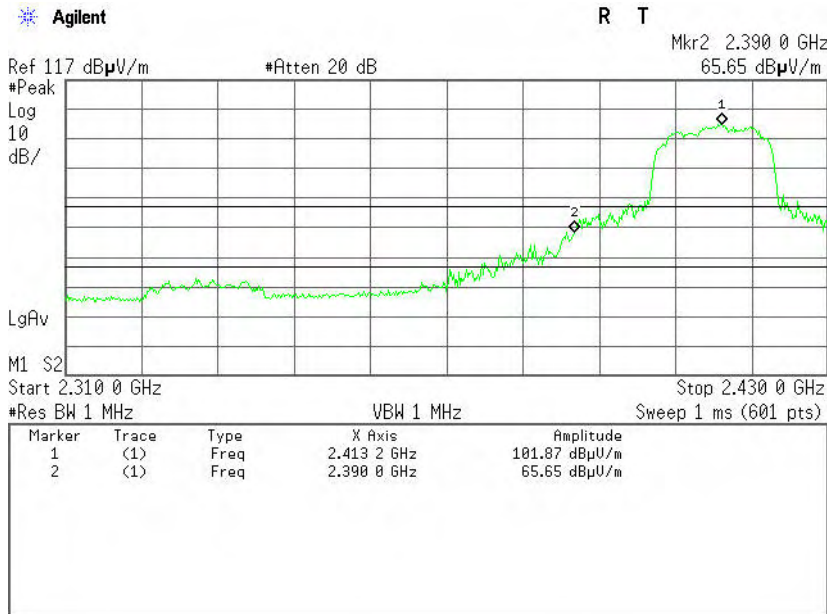


No.	Frequency (MHz)	Reading (dBuV)	Corrected (dB)	Result (dBuV)	Limit (dBuV)	Margin (dB)	Detector	Antenna Pole
1	2390.0000	60.51	-6.60	67.11	74.00	-6.89	Peak	Vertical
2	2390.0000	47.03	-6.60	53.63	54.00	-0.37	Average	Vertical



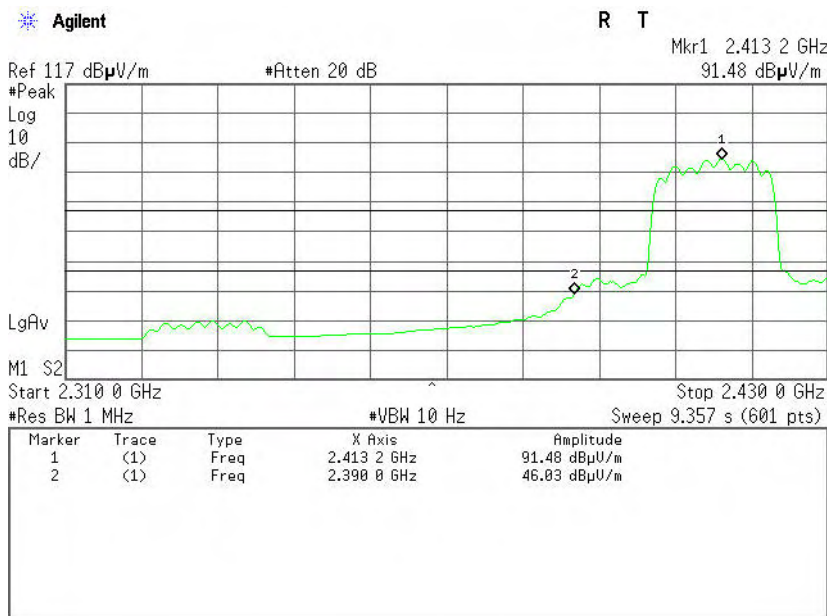
Detector mode: Peak

Polarity: Horizontal



Detector mode: Average

Polarity: Horizontal



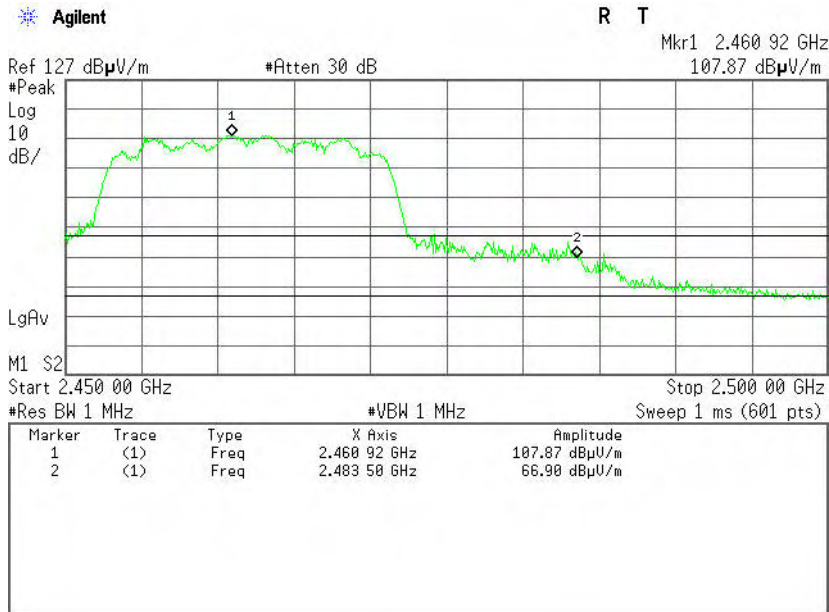
No.	Frequency (MHz)	Reading (dB μ V)	Corrected (dB)	Result (dB μ V)	Limit (dB μ V)	Margin (dB)	Detector	Antenna Pole
1	2390.0000	59.05	-6.60	65.65	74.00	-8.35	Peak	Horizontal
2	2390.0000	39.43	-6.60	46.03	54.00	-7.97	Average	Horizontal



Band Edges (CH High)

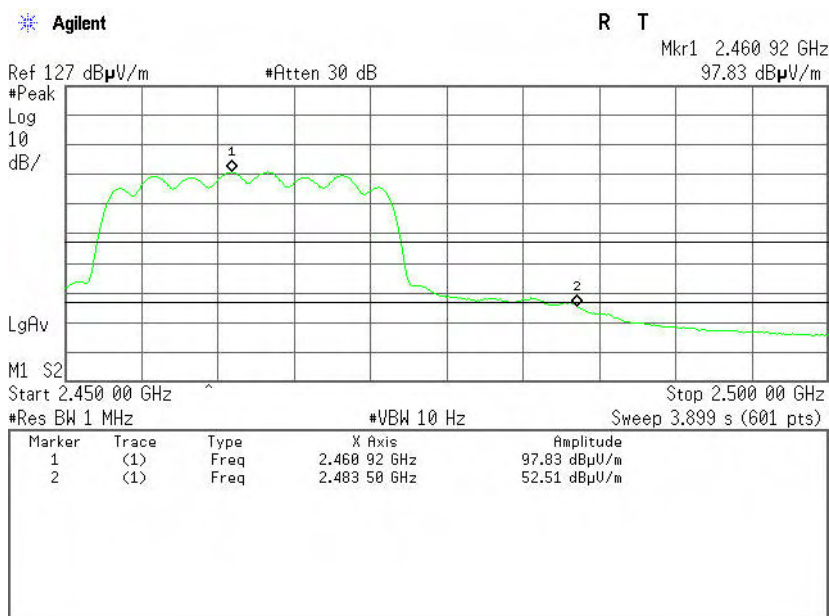
Detector mode: Peak

Polarity: Vertical



Detector mode: Average

Polarity: Vertical

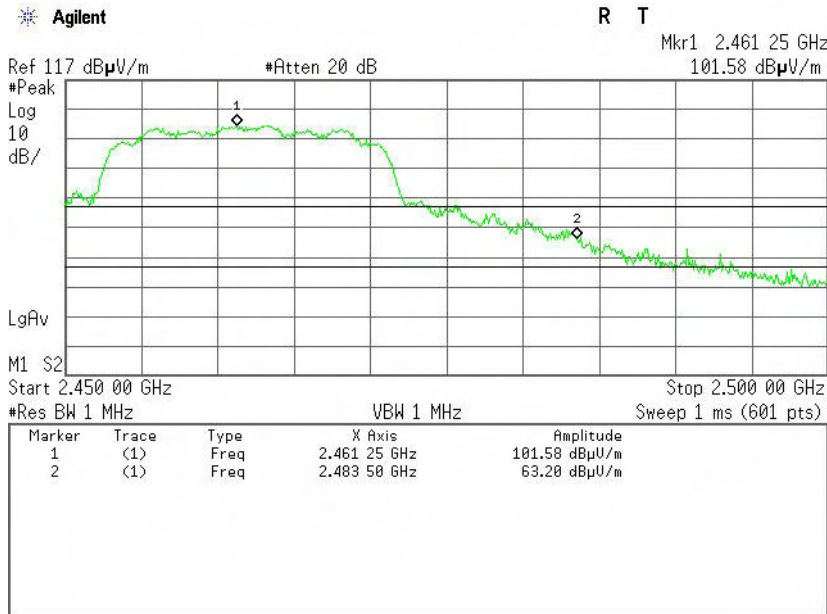


No.	Frequency (MHz)	Reading (dBuV)	Corrected (dB)	Result (dBuV)	Limit (dBuV)	Margin (dB)	Detector	Antenna Pole
1	2483.5000	60.66	-6.24	66.90	74.00	-7.10	Peak	Vertical
2	2483.5000	46.27	-6.24	52.51	54.00	-1.49	AVG	Vertical



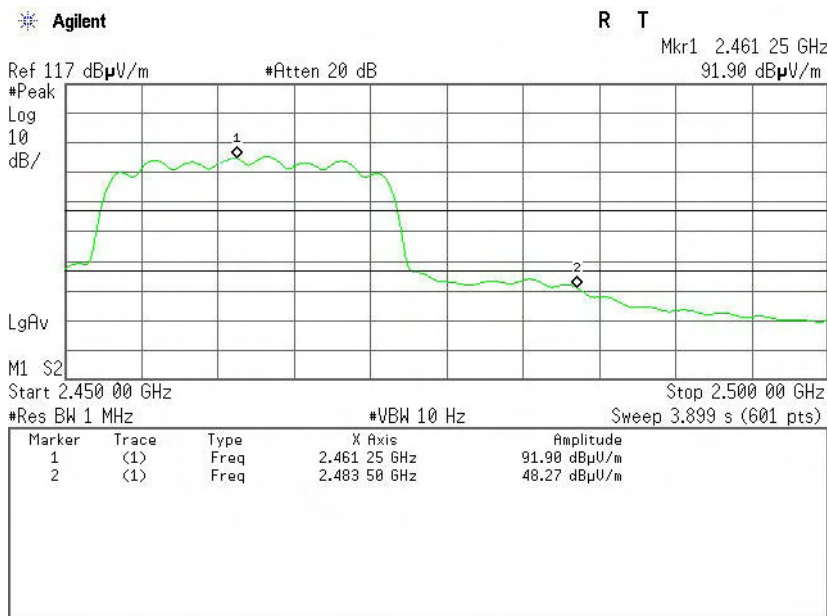
Detector mode: Peak

Polarity: Horizontal



Detector mode: Average

Polarity: Horizontal



No.	Frequency (MHz)	Reading (dBuV)	Corrected (dB)	Result (dBuV)	Limit (dBuV)	Margin (dB)	Detector	Antenna Pole
1	2483.5000	56.96	-6.24	63.20	74.00	-10.80	Peak	Horizontal
2	2483.5000	42.03	-6.24	48.27	54.00	-5.73	AVG	Horizontal



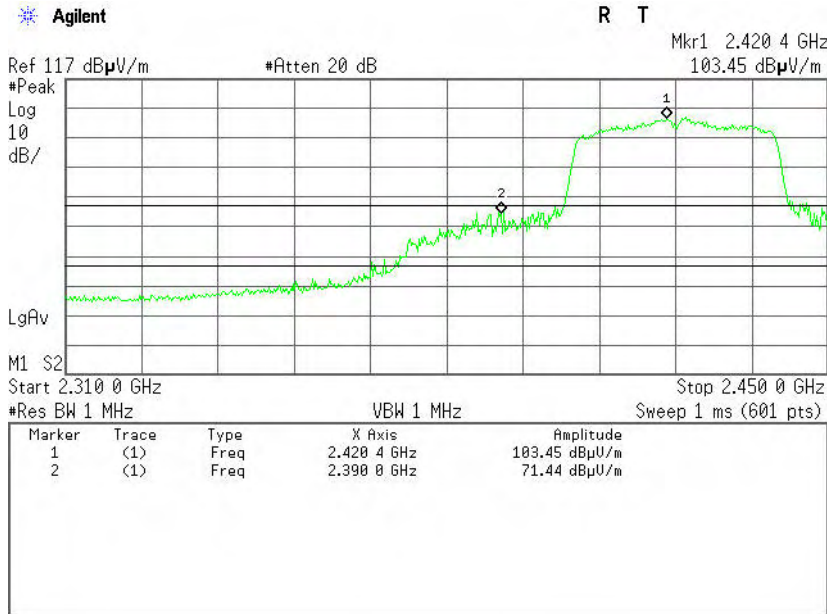
Antenna 0+ Antenna 1

IEEE 802.11n HT40 MHz mode

Band Edges (CH Low)

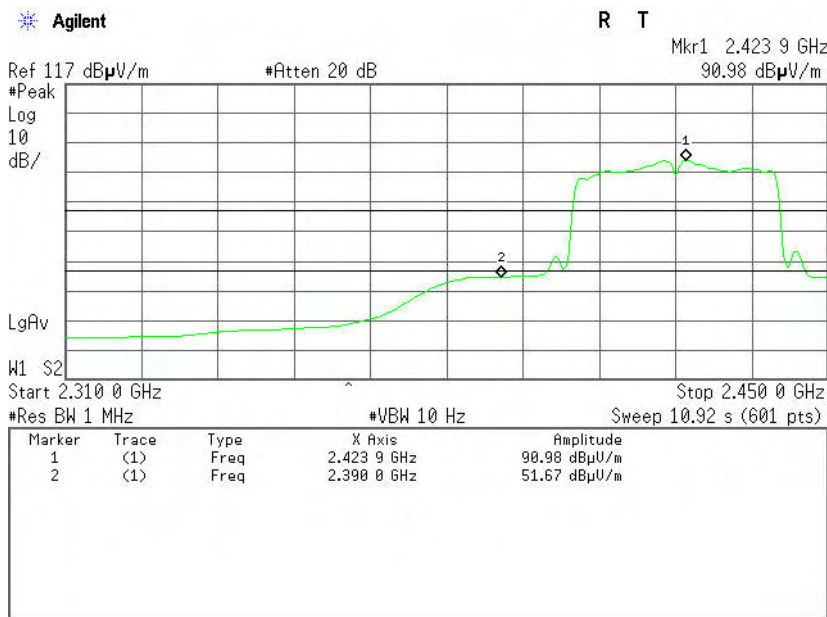
Detector mode: Peak

Polarity: Vertical



Detector mode: Average

Polarity: Vertical



No.	Frequency (MHz)	Reading (dBuV)	Corrected (dB)	Result (dBuV)	Limit (dBuV)	Margin (dB)	Detector	Antenna Pole
1	2390.0000	64.84	-6.60	71.44	74.00	-2.56	Peak	Vertical
2	2390.0000	45.07	-6.60	51.67	54.00	-2.33	Average	Vertical