



6.8 CONDUCTED UNDESIRABLE EMISSION

6.8.1 LIMIT

According to 15.407(b) ,

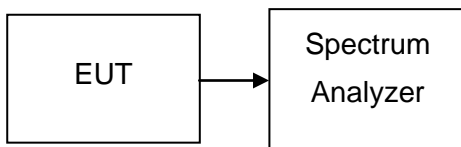
- (1) For transmitters operating in the 5.15-5.25 GHz band: all emissions outside of the 5.15-5.35 GHz band shall not exceed an EIRP of -27 dBm/MHz.
- (2) All emissions shall be limited to a level of -27 dBm/MHz at 75 MHz or more above or below the band edge increasing linearly to 10 dBm/MHz at 25 MHz above or below the band edge, and from 25 MHz above or below the band edge increasing linearly to a level of 15.6 dBm/MHz at 5 MHz above or below the band edge, and from 5 MHz above or below the band edge increasing linearly to a level of 27 dBm/MHz at the band edge.
- (3) The provisions of §15.205 apply to intentional radiators operating under this section.

6.8.2 MEASUREMENT EQUIPMENT USED

Name of Equipment	Manufacturer	Model	Serial Number	Last Calibration	Due Calibration
Spectrum Analyzer	Agilent	N9010A	MY52221469	02/21/2016	02/20/2017

Remark: Each piece of equipment is scheduled for calibration once a year.

6.8.3 TEST CONFIGURATION



6.8.4 TEST PROCEDURE

Conducted RF measurements of the transmitter output were made to confirm that the EUT antenna port conducted emissions meet the specified limit and to identify any spurious signals that require further investigation or measurements on the radiated emissions site.

The transmitter output is connected to the spectrum analyzer. The resolution bandwidth is set to 1MHz. The video bandwidth is set to 3MHz. Peak detection measurements are compared to the average EIRP limit, adjusted for the maximum antenna gain. If necessary, additional average detection measurements are made.

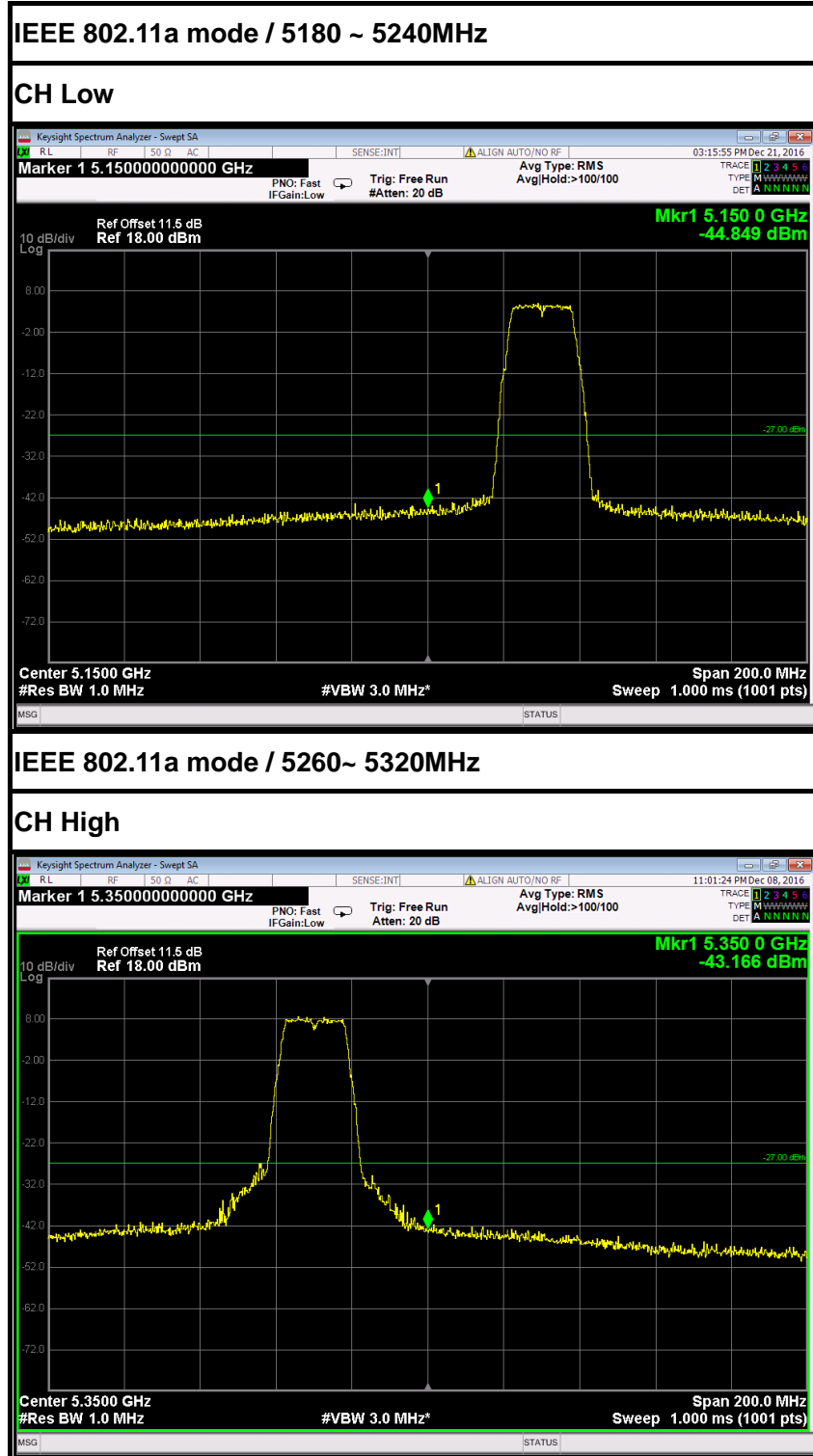
Measurements are made over the 30 MHz to 40 GHz range with the transmitter set to the lowest, middle, and highest channels.

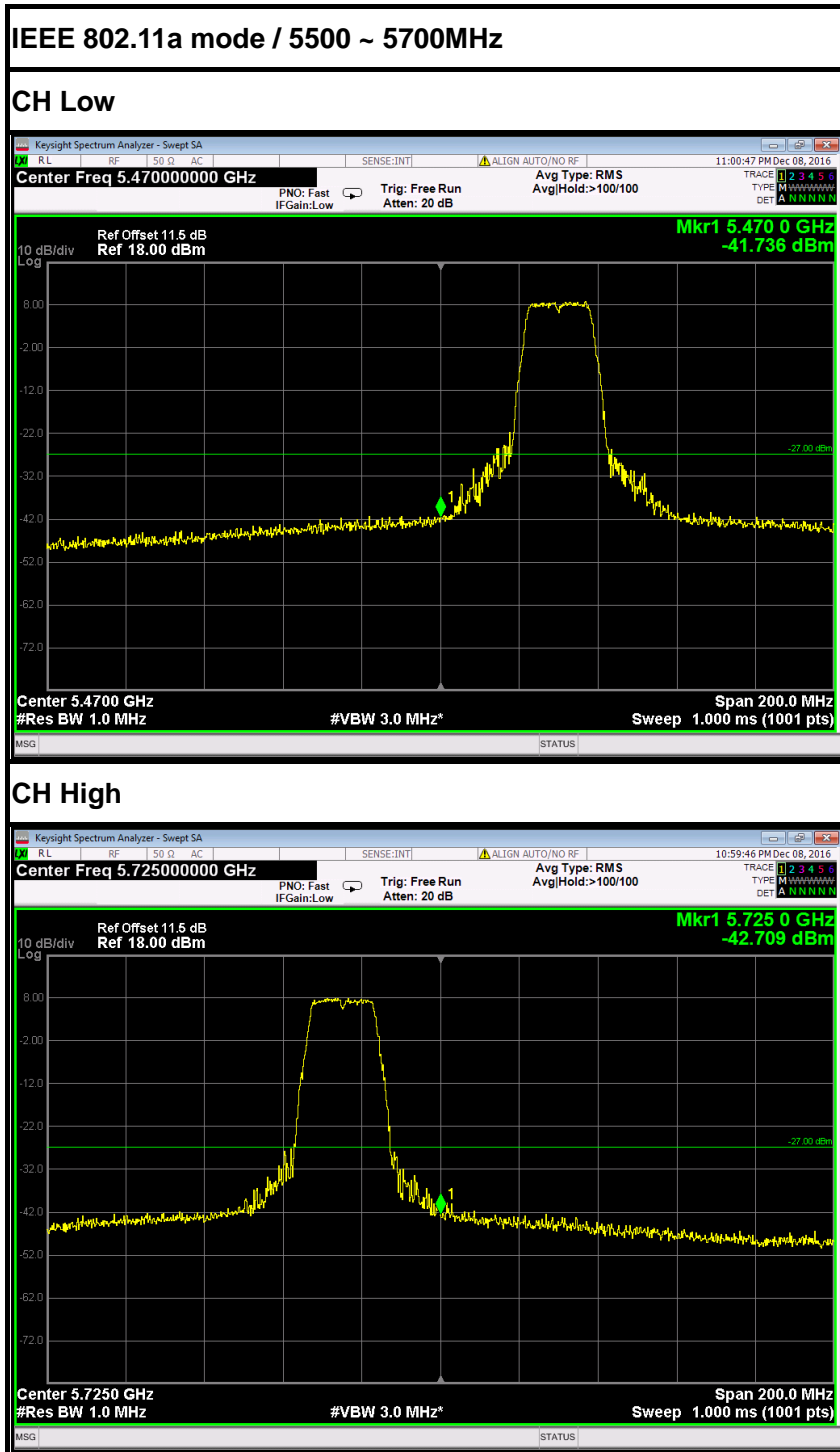


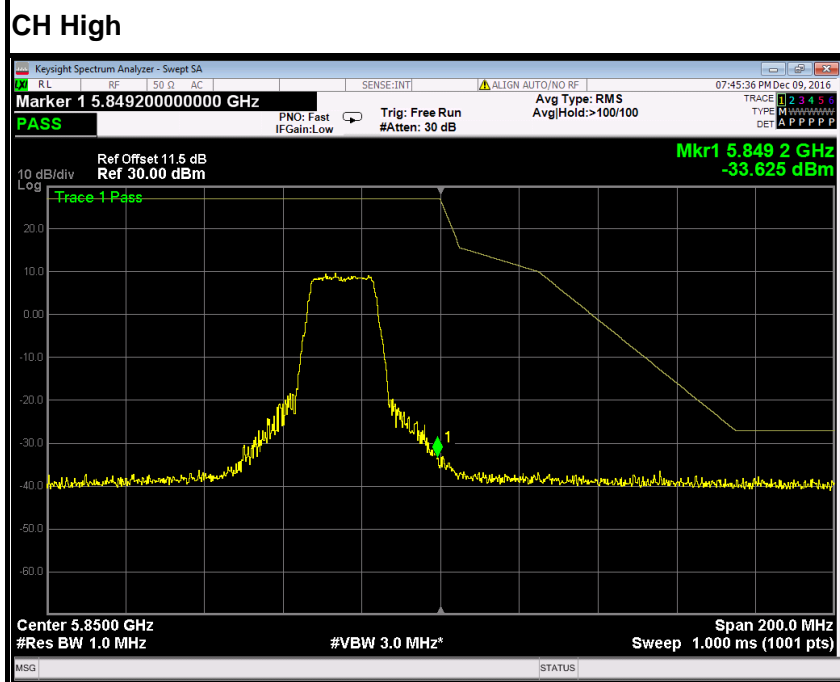
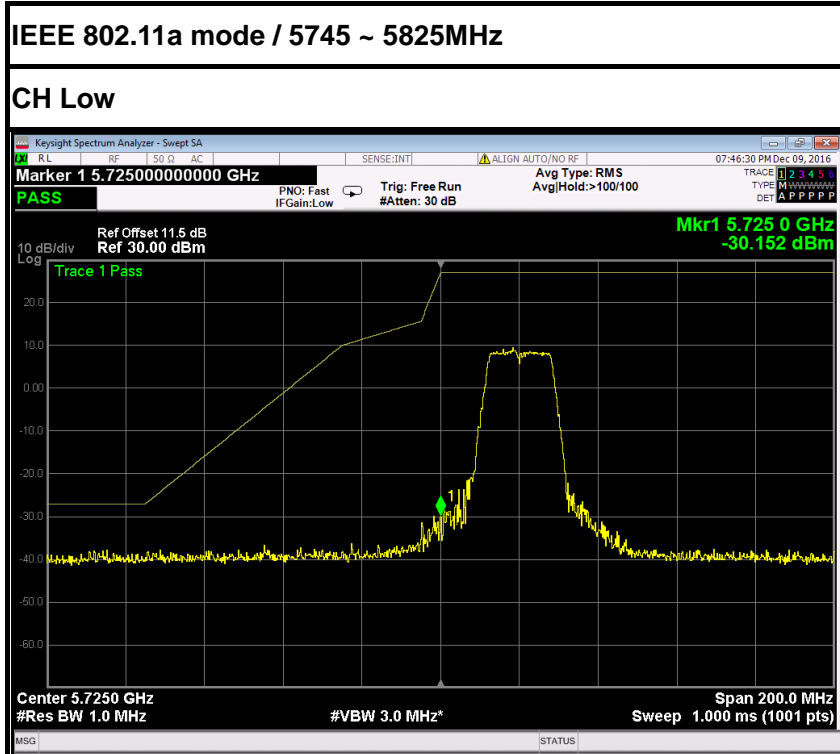
6.8.5 TEST RESULTS

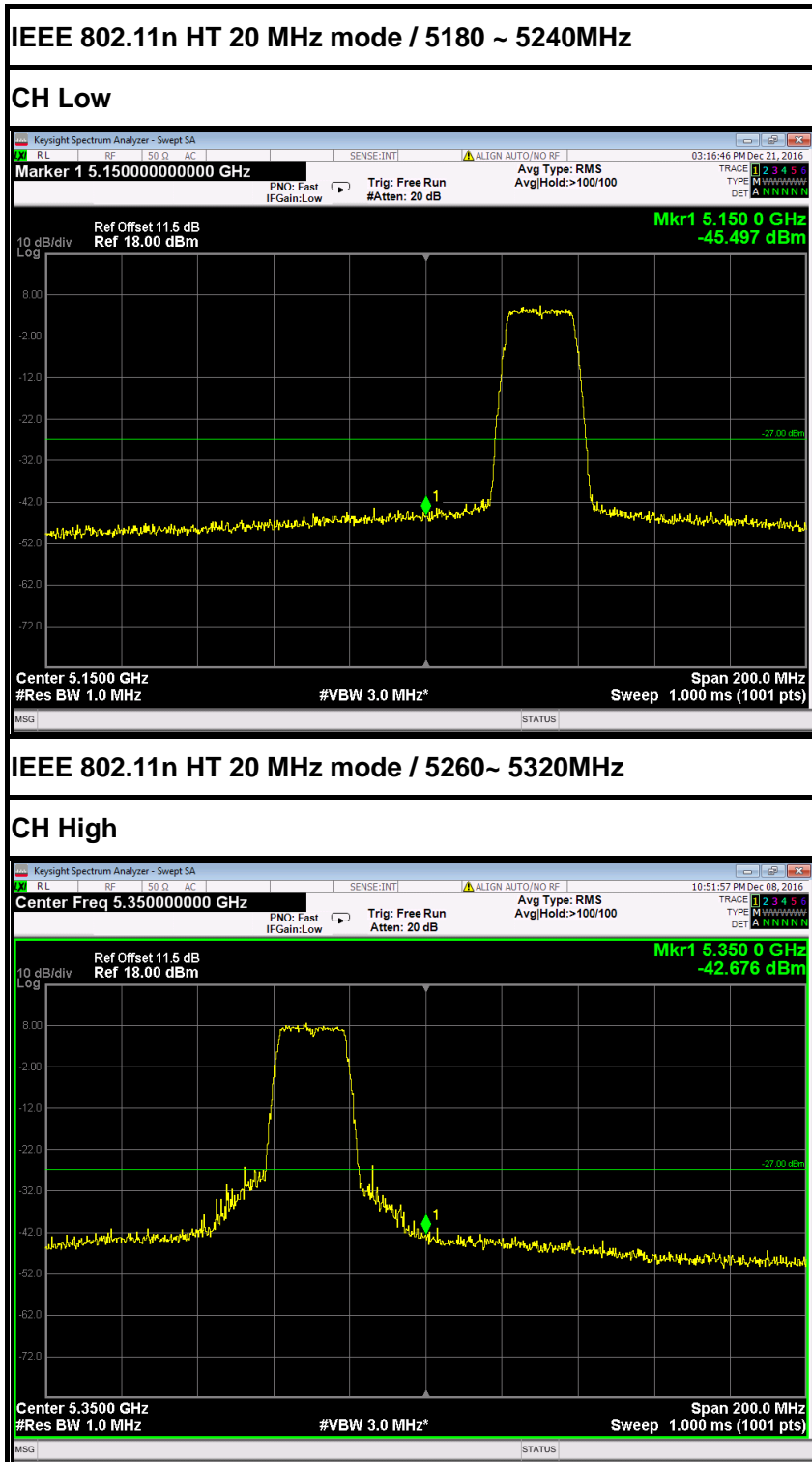
No non-compliance noted

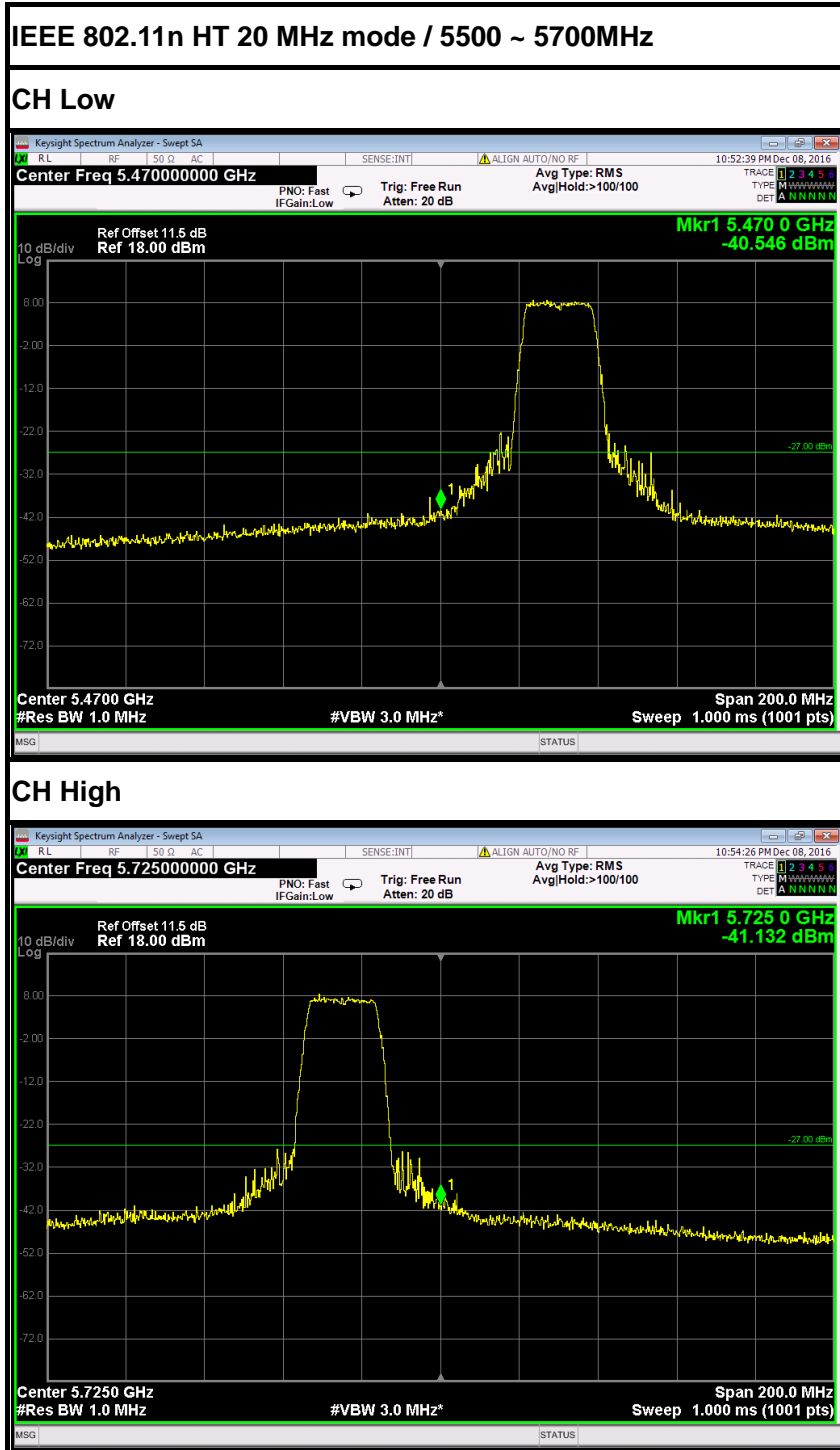
Test Plot

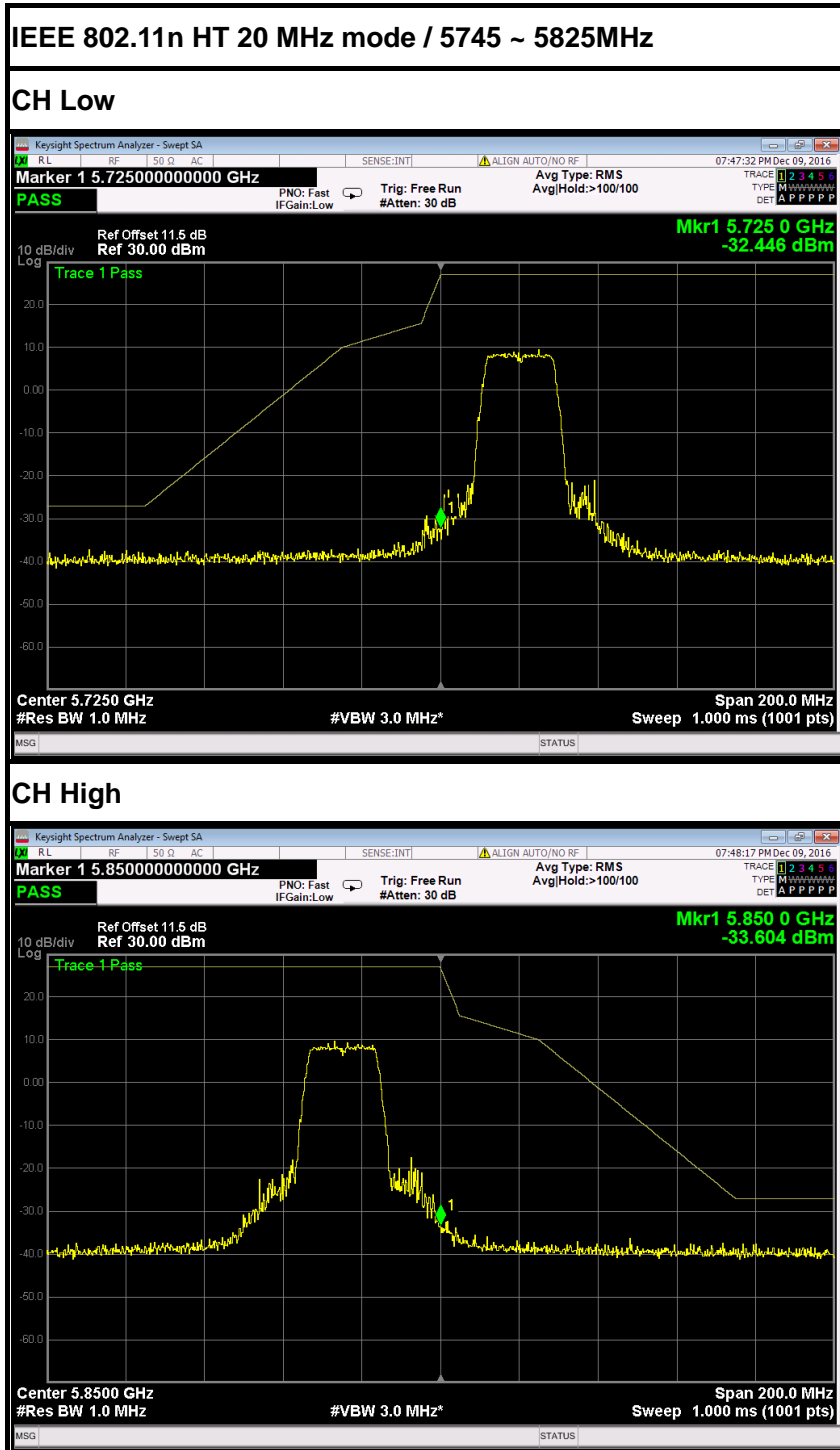


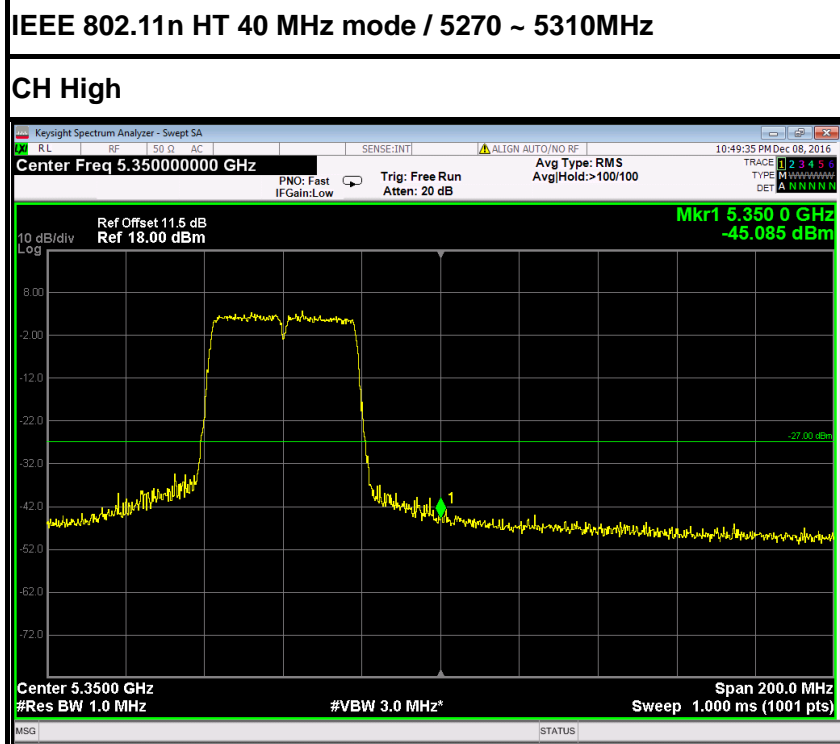
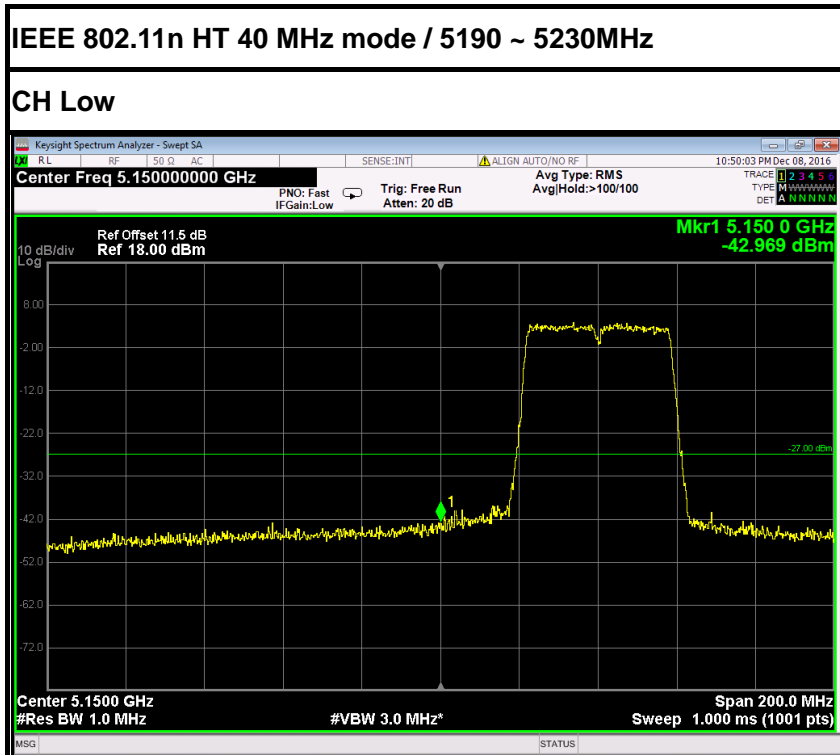


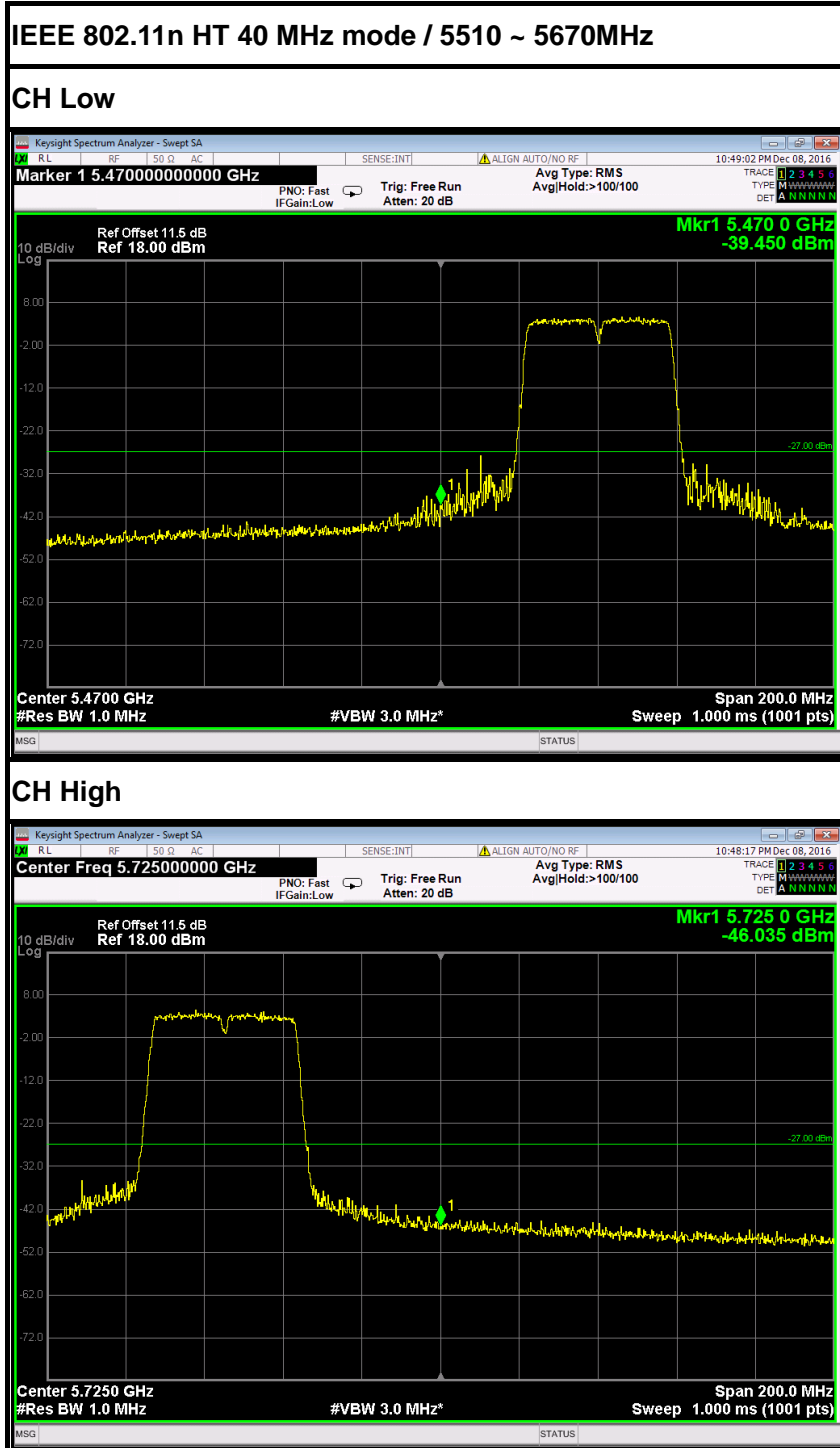


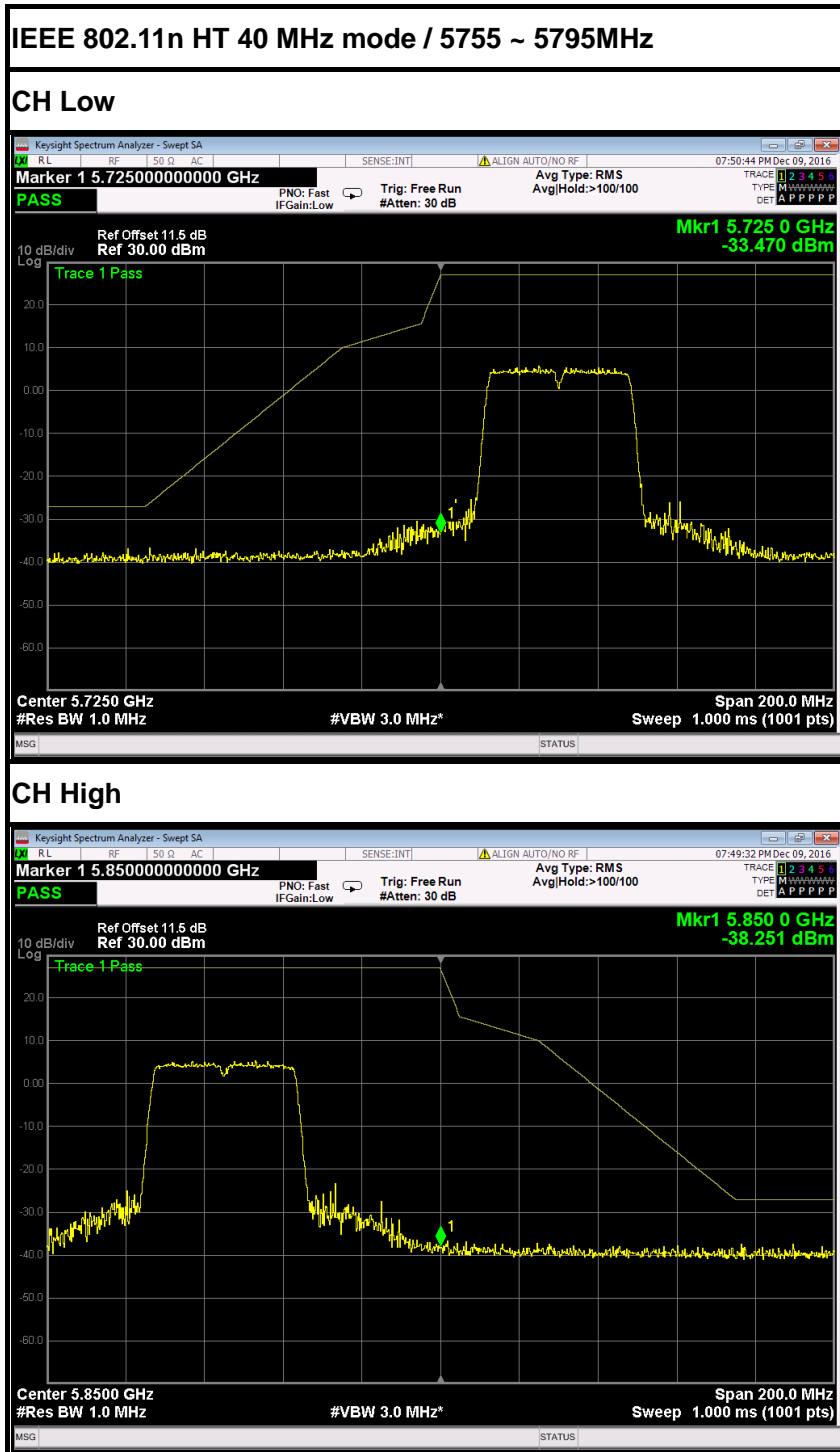


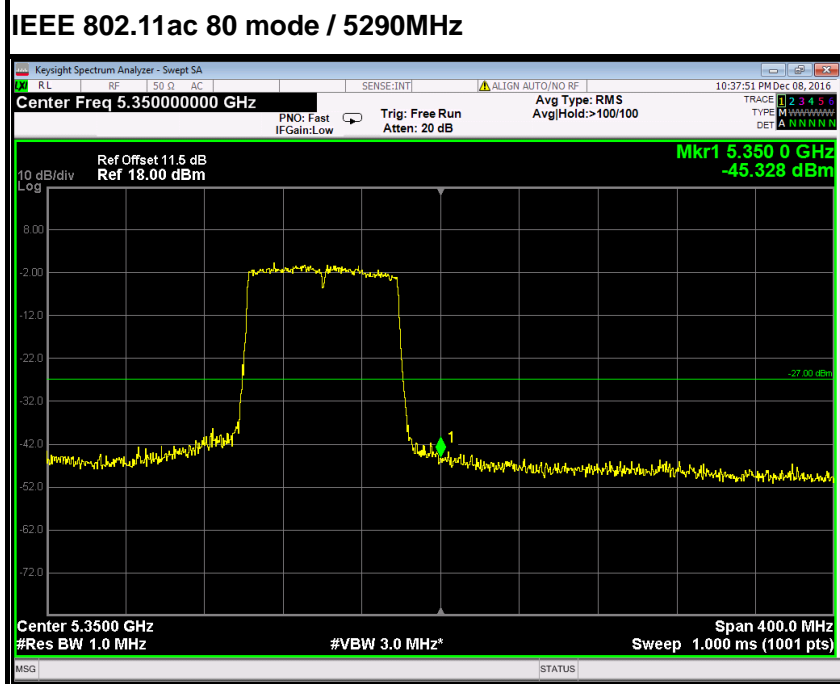
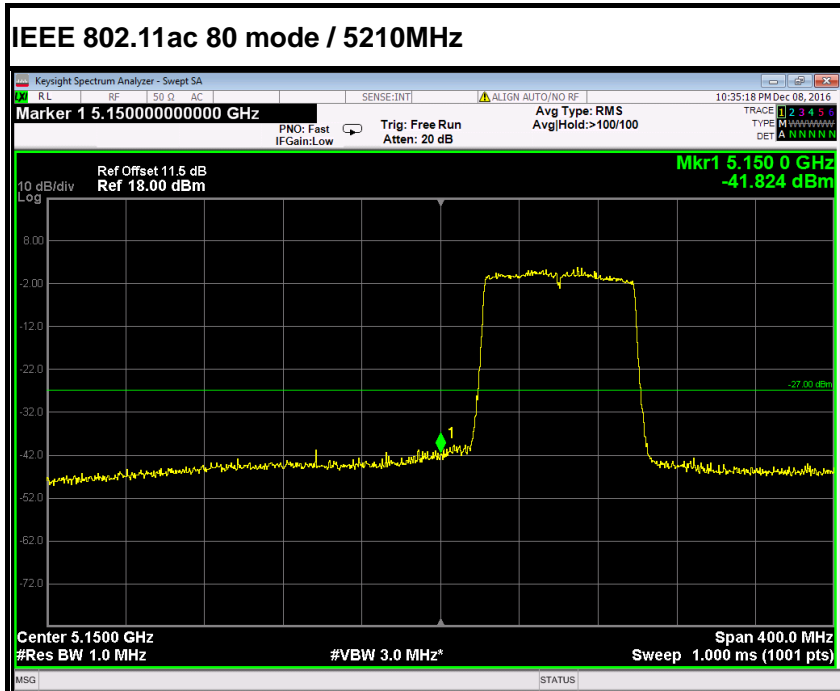


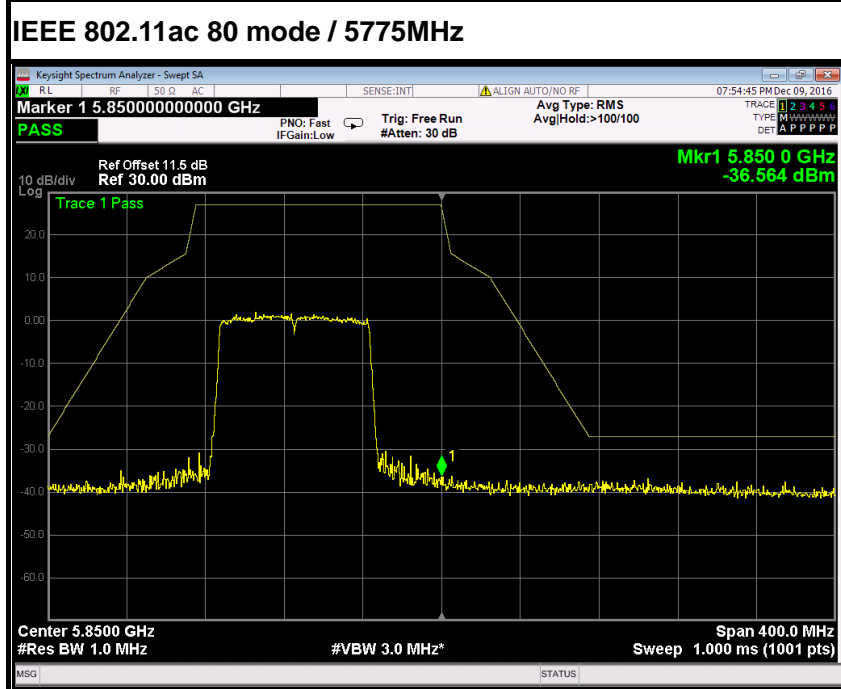
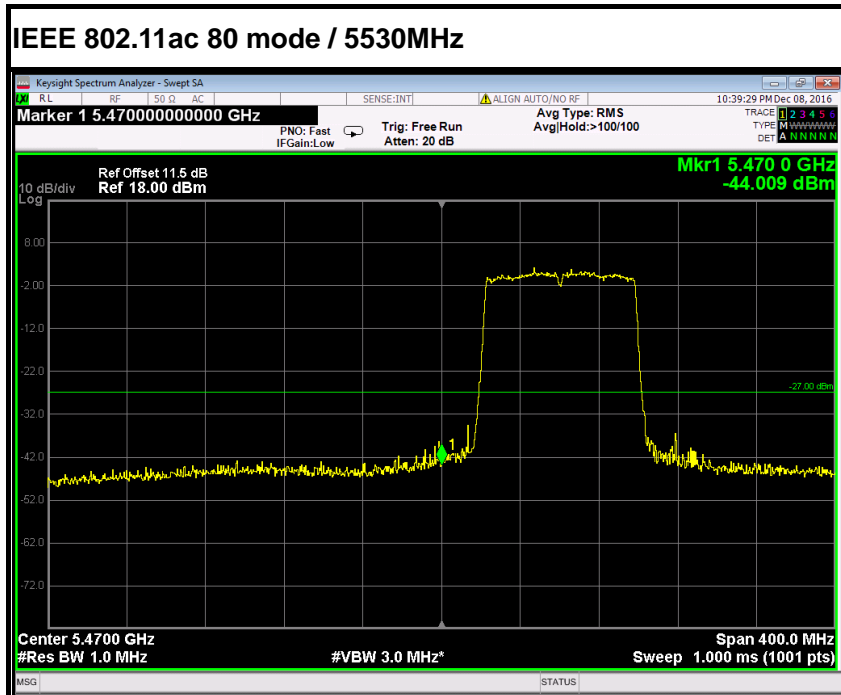














6.9 POWERLINE CONDUCTED EMISSIONS

6.9.1 LIMIT

According to §15.207(a), except as shown in paragraphs (b) and (c) of this section, for an intentional radiator that is designed to be connected to the public utility (AC) power line, the radio frequency voltage that is conducted back onto the AC power line on any frequency or frequencies within the band 150 kHz to 30 MHz shall not exceed the limits in the following table, as measured using a 50 μH/50 ohms line impedance stabilization network (LISN). Compliance with the provisions of this paragraph shall be based on the measurement of the radio frequency voltage between each power line and ground at the power terminal. The lower limit applies at the boundary between the frequency ranges.

Frequency Range (MHz)	Limits (dBμV)	
	Quasi-peak	Average
0.15 to 0.50	66 to 56*	56 to 46*
0.50 to 5	56	46
5 to 30	60	50

* Decreases with the logarithm of the frequency.

6.9.2 TEST INSTRUMENTS

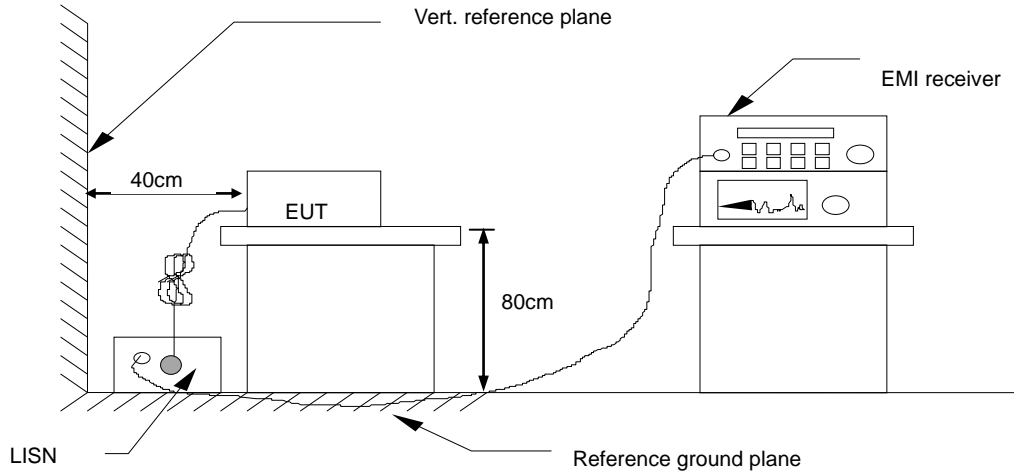
Conducted Emission Test Site					
Name of Equipment	Manufacturer	Model Number	Serial Number	Last Calibration	Due Calibration
EMI TEST RECEIVER	ROHDE&SCHWARZ	ESCI	100783	02/21/2016	02/20/2017
LISN(EUT)	ROHDE&SCHWARZ	ENV216	101543-WX	02/21/2016	02/20/2017
LISN	EMCO	3825/2	8901-1459	02/21/2016	02/20/2017
Temp. / Humidity Meter	VICTOR	HTC-1	N/A	02/21/2016	02/20/2017
Test S/W	FARAD	EZ-EMC/ CCS-3A1-CE			

NOTE: 1. The calibration interval of the above test instruments is 12 months and the calibrations are traceable to NML/ROC and NIST/USA.

2. N.C.R = No Calibration Request.



6.9.3 TEST CONFIGURATION



6.9.4 TEST PROCEDURE

1. The EUT was placed on a table, which is 0.8m above ground plane.
2. Maximum procedure was performed on the six highest emissions to ensure EUT compliance.
3. Repeat above procedures until all frequency measured were complete.

6.9.5 DATA SAMPLE

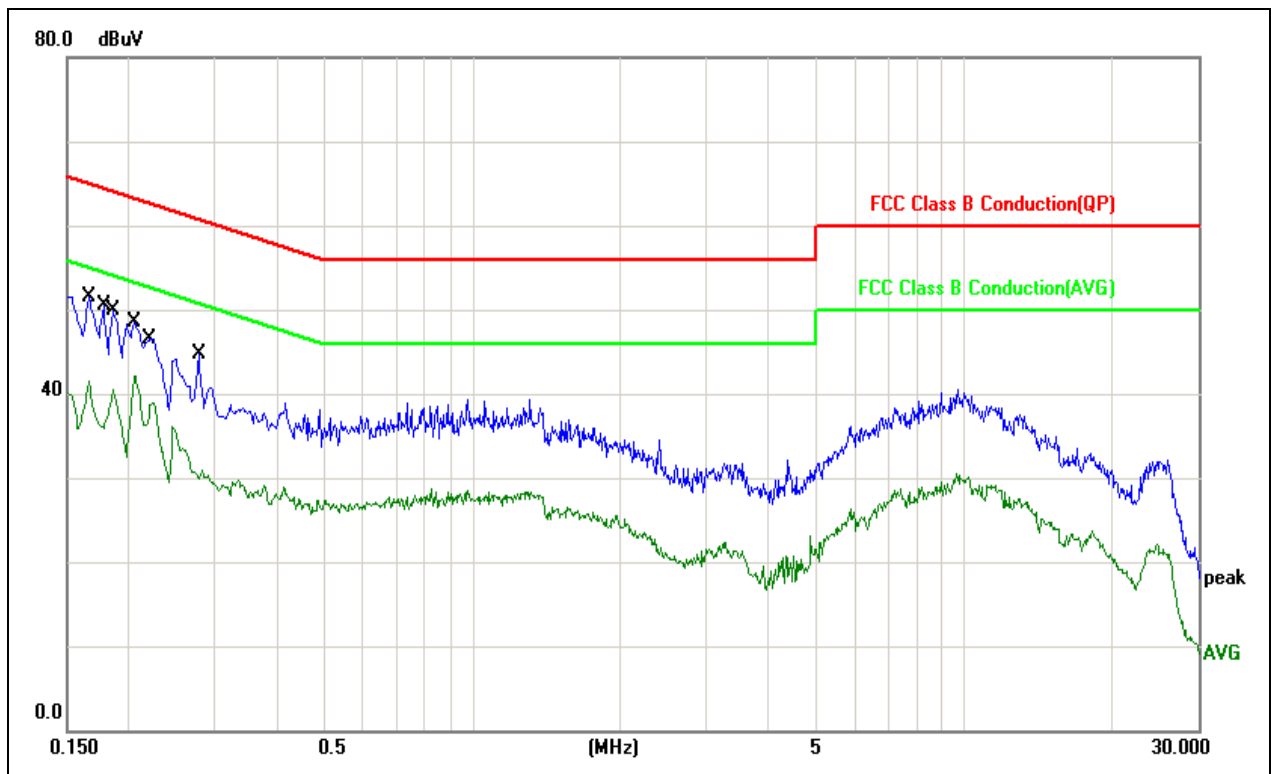
Frequency (MHz)	QuasiPeak Reading (dBuV)	Average Reading (dBuV)	Correction Factor (dB)	QuasiPeak Result (dBuV)	Average Result (dBuV)	QuasiPeak Limit (dBuV)	Average Limit (dBuV)	QuasiPeak Margin (dB)	Average Margin (dB)	Remark (Pass/Fail)
X.XXXX	32.69	25.65	11.52	44.21	37.17	65.78	55.79	-21.57	-18.62	Pass

Factor = Insertion loss of LISN + Cable Loss
 Result = Quasi-peak Reading/ Average Reading + Factor
 Limit = Limit stated in standard
 Margin = Result (dBuV) – Limit (dBuV)



6.9.6 TEST RESULTS

Model No.	PL62AC	RBW,VBW	9 kHz
Environmental Conditions	22°C, 45% RH	Test Mode	Mode 1
Tested by	Jackson Luo	Line	L1
Test Date	December 16, 2016		

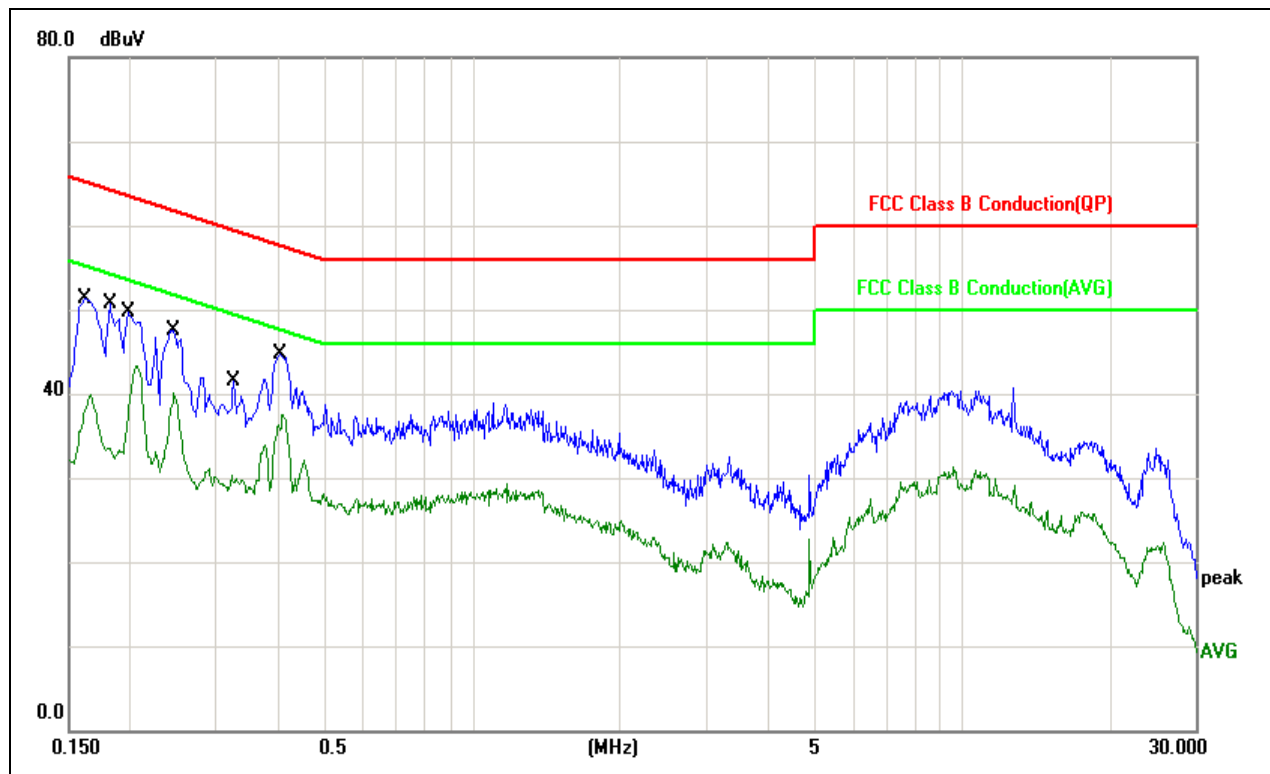


Frequency (MHz)	QuasiPeak Reading (dBuV)	Average Reading (dBuV)	Correction Factor (dB)	QuasiPeak Result (dBuV)	Average Result (dBuV)	QuasiPeak Limit (dBuV)	Average Limit (dBuV)	QuasiPeak Margin (dB)	Average Margin (dB)	Remark (Pass/Fail)
0.1660	33.57	24.41	10.06	43.63	34.47	65.15	55.15	-21.52	-20.68	Pass
0.1780	34.48	26.09	10.06	44.54	36.15	64.57	54.57	-20.03	-18.42	Pass
0.1860	34.06	26.99	10.06	44.12	37.05	64.21	54.21	-20.09	-17.16	Pass
0.2060	35.93	31.92	10.06	45.99	41.98	63.36	53.36	-17.37	-11.38	Pass
0.2220	33.32	28.42	10.05	43.37	38.47	62.74	52.74	-19.37	-14.27	Pass
0.2779	24.69	19.30	10.02	29.32	29.32	60.88	50.88	-26.17	-21.56	Pass

REMARKS: L1 = Line One (Live Line)



Model No.	PL62AC	RBW,VBW	9 kHz
Environmental Conditions	22°C, 45% RH	Test Mode	Mode 1
Tested by	Jacksan Luo	Line	L2
Test Date	December 16, 2016		



Frequency (MHz)	QuasiPeak Reading (dBuV)	Average Reading (dBuV)	Correction Factor (dB)	QuasiPeak Result (dBuV)	Average Result (dBuV)	QuasiPeak Limit (dBuV)	Average Limit (dBuV)	QuasiPeak Margin (dB)	Average Margin (dB)	Remark (Pass/Fail)
0.1620	31.37	23.24	10.06	41.43	33.30	65.36	55.36	-23.93	-22.06	Pass
0.1825	35.56	28.18	10.06	45.62	38.24	64.37	54.37	-18.75	-16.13	Pass
0.1980	34.73	26.08	10.06	44.79	36.14	63.69	53.69	-18.90	-17.55	Pass
0.2460	32.68	27.48	10.03	42.71	37.51	61.89	51.89	-19.18	-14.38	Pass
0.3260	25.16	19.58	9.99	35.15	29.57	59.55	49.55	-24.40	-19.98	Pass
0.4060	32.02	26.70	9.94	41.96	36.64	57.73	47.73	-15.77	-11.09	Pass

REMARKS: L2 = Line Two (Neutral Line)



6.10 FREQUENCY STABILITY

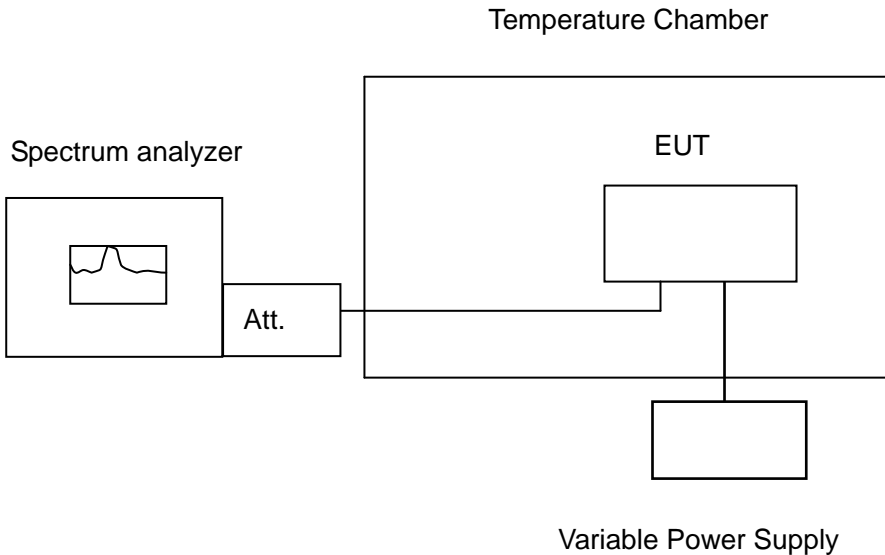
6.10.1 LIMIT

According to §15.407(g), manufacturers of U-NII devices are responsible for ensuring frequency stability such that an emission is maintained within the band of operation under all conditions of normal operation as specified in the operational description.

6.10.2 TEST INSTRUMENTS

Name of Equipment	Manufacturer	Model Number	Serial Number	Last Calibration	Due Calibration
Spectrum Analyzer	Agilent	N9010A	MY52221469	02/21/2016	02/20/2017
DC Power Supply	DAZHENG	PS-605D	20018978	N.C.R	N.C.R
AC POWER SOURCE	UMART	HPA1010	N/A	N.C.R	N.C.R
Power Meter	Anritsu	ML2495A	1204003	02/21/2016	02/20/2017
Power Sensor	Anritsu	MA2411B	1126150	02/21/2016	02/20/2017
Temperature Chamber	TERCHY	MHG-800N	E21104	11/18/2016	11/17/2017
Temp. / Humidity Meter	Anymetre	JR913	N/A	02/21/2016	02/20/2017

6.10.3 TEST CONFIGURATION



Remark: Measurement setup for testing on Antenna connector



6.10.4 TEST PROCEDURE

The equipment under test was connected to an external AC or DC power supply and input rated voltage. RF output was connected to a frequency counter or spectrum analyzer via feed through attenuators. The EUT was placed inside the temperature chamber. Set the spectrum analyzer RBW low enough to obtain the desired frequency resolution and measure EUT 20°C operating frequency as reference frequency. Turn EUT off and set the chamber temperature to -20°C. After the temperature stabilized for approximately 30 minutes recorded the frequency. Repeat step measure with 10°C increased per stage until the highest temperature of +50°C reached.

6.10.5 TEST RESULTS

No non-compliance noted.



Test Data

IEEE 802.11a MHz mode / 5180 ~ 5240MHz (Low)

Environment Temperature (°C)	Volage (V)	Measured Frequency (MHz)	limit Range	Test Result
50	120	5179.970521	5150-5250	PASS
40	120	5179.979982	5150-5250	PASS
30	120	5179.992115	5150-5250	PASS
20	120	5179.987264	5150-5250	PASS
10	120	5179.973837	5150-5250	PASS
0	120	5179.954818	5150-5250	PASS
-10	120	5179.995990	5150-5250	PASS
-20	120	5179.997781	5150-5250	PASS

Environment Temperature (°C)	Volage (V)	Measured Frequency (MHz)	limit Range	Test Result
20	108	5179.976395	5150-5250	PASS
	120	5179.987264	5150-5250	PASS
	132	5179.955043	5150-5250	PASS

IEEE 802.11a MHz mode / 5180 ~ 5240MHz (High)

Environment Temperature (°C)	Volage (V)	Measured Frequency (MHz)	limit Range	Test Result
50	120	5239.959883	5150-5250	PASS
40	120	5239.963155	5150-5250	PASS
30	120	5239.954631	5150-5250	PASS
20	120	5239.996883	5150-5250	PASS
10	120	5239.997454	5150-5250	PASS
0	120	5239.965798	5150-5250	PASS
-10	120	5239.970573	5150-5250	PASS
-20	120	5239.985700	5150-5250	PASS

Environment Temperature (°C)	Volage (V)	Measured Frequency (MHz)	limit Range	Test Result
20	108	5239.971857	5150-5250	PASS
	120	5239.996883	5150-5250	PASS
	132	5239.989317	5150-5250	PASS



IEEE 802.11a mode / 5260 ~ 5320MHz (Low)

Environment Temperature (°C)	Volage (V)	Measured Frequency (MHz)	limit Range	Test Result
50	120	5259.956384	5250-5350	PASS
40	120	5259.957239	5250-5350	PASS
30	120	5259.959648	5250-5350	PASS
20	120	5260.003578	5250-5350	PASS
10	120	5259.968287	5250-5350	PASS
0	120	5259.979219	5250-5350	PASS
-10	120	5259.949741	5250-5350	PASS
-20	120	5259.951815	5250-5350	PASS

Environment Temperature (°C)	Volage (V)	Measured Frequency (MHz)	limit Range	Test Result
20	108	5259.963574	5250-5350	PASS
	120	5260.003578	5250-5350	PASS
	132	5259.976190	5250-5350	PASS

IEEE 802.11a mode / 5260 ~ 5320MHz (High)

Environment Temperature (°C)	Volage (V)	Measured Frequency (MHz)	limit Range	Test Result
50	120	5319.983324	5250-5350	PASS
40	120	5319.977597	5250-5350	PASS
30	120	5319.980708	5250-5350	PASS
20	120	5320.000947	5250-5350	PASS
10	120	5319.950943	5250-5350	PASS
0	120	5319.954748	5250-5350	PASS
-10	120	5319.982619	5250-5350	PASS
-20	120	5319.991177	5250-5350	PASS

Environment Temperature (°C)	Volage (V)	Measured Frequency (MHz)	limit Range	Test Result
20	108	5319.962500	5250-5350	PASS
	120	5320.000947	5250-5350	PASS
	132	5319.965328	5250-5350	PASS



IEEE 802.11a mode / 5500 ~ 5700MHz (Low)

Environment Temperature (°C)	Volage (V)	Measured Frequency (MHz)	limit Range	Test Result
50	120	5499.963490	5475-5725	PASS
40	120	5499.996399	5475-5725	PASS
30	120	5499.969344	5475-5725	PASS
20	120	5499.996874	5475-5725	PASS
10	120	5499.977719	5475-5725	PASS
0	120	5499.986939	5475-5725	PASS
-10	120	5499.988959	5475-5725	PASS
-20	120	5499.970518	5475-5725	PASS

Environment Temperature (°C)	Volage (V)	Measured Frequency (MHz)	limit Range	Test Result
20	108	5499.992977	5475-5725	PASS
	120	5499.996874	5475-5725	PASS
	132	5499.950145	5475-5725	PASS

IEEE 802.11a mode / 5500 ~ 5700MHz (High)

Environment Temperature (°C)	Volage (V)	Measured Frequency (MHz)	limit Range	Test Result
50	120	5699.978437	5475-5725	PASS
40	120	5699.970980	5475-5725	PASS
30	120	5699.997905	5475-5725	PASS
20	120	5699.987935	5475-5725	PASS
10	120	5699.953806	5475-5725	PASS
0	120	5699.969279	5475-5725	PASS
-10	120	5699.985076	5475-5725	PASS
-20	120	5699.972712	5475-5725	PASS

Environment Temperature (°C)	Volage (V)	Measured Frequency (MHz)	limit Range	Test Result
20	108	5699.957175	5475-5725	PASS
	120	5699.987935	5475-5725	PASS
	132	5699.953465	5475-5725	PASS



IEEE 802.11a mode / 5745 ~ 5825MHz (Low)

Environment Temperature (°C)	Volage (V)	Measured Frequency (MHz)	limit Range	Test Result
50	120	5744.966849	5725-5850	PASS
40	120	5744.961866	5725-5850	PASS
30	120	5744.955797	5725-5850	PASS
20	120	5744.976584	5725-5850	PASS
10	120	5744.964155	5725-5850	PASS
0	120	5744.999845	5725-5850	PASS
-10	120	5744.953506	5725-5850	PASS
-20	120	5744.983122	5725-5850	PASS

Environment Temperature (°C)	Volage (V)	Measured Frequency (MHz)	limit Range	Test Result
20	108	5744.978141	5725-5850	PASS
	120	5744.986387	5725-5850	PASS
	132	5744.971228	5725-5850	PASS

IEEE 802.11a mode / 5745 ~ 5825MHz (High)

Environment Temperature (°C)	Volage (V)	Measured Frequency (MHz)	limit Range	Test Result
50	120	5824.980572	5725-5850	PASS
40	120	5824.987429	5725-5850	PASS
30	120	5824.964509	5725-5850	PASS
20	120	5824.976821	5725-5850	PASS
10	120	5824.982702	5725-5850	PASS
0	120	5824.964231	5725-5850	PASS
-10	120	5824.982481	5725-5850	PASS
-20	120	5824.985056	5725-5850	PASS

Environment Temperature (°C)	Volage (V)	Measured Frequency (MHz)	limit Range	Test Result
20	108	5824.990063	5725-5850	PASS
	120	5824.976821	5725-5850	PASS
	132	5824.999478	5725-5850	PASS



IEEE 802.11n HT 20 MHz mode / 5180 ~ 5240MHz (Low)

Environment Temperature (°C)	Volage (V)	Measured Frequency (MHz)	limit Range	Test Result
50	120	5179.959224	5150-5250	PASS
40	120	5179.990950	5150-5250	PASS
30	120	5179.997818	5150-5250	PASS
20	120	5179.994545	5150-5250	PASS
10	120	5179.967231	5150-5250	PASS
0	120	5179.958815	5150-5250	PASS
-10	120	5179.973609	5150-5250	PASS
-20	120	5179.972644	5150-5250	PASS

Environment Temperature (°C)	Volage (V)	Measured Frequency (MHz)	limit Range	Test Result
20	108	5179.961586	5150-5250	PASS
	120	5179.994545	5150-5250	PASS
	132	5179.983853	5150-5250	PASS

IEEE 802.11n HT 20 MHz mode / 5180 ~ 5240MHz (High)

Environment Temperature (°C)	Volage (V)	Measured Frequency (MHz)	limit Range	Test Result
50	120	5239.970228	5150-5250	PASS
40	120	5239.993683	5150-5250	PASS
30	120	5239.966277	5150-5250	PASS
20	120	5239.996454	5150-5250	PASS
10	120	5239.979005	5150-5250	PASS
0	120	5239.950190	5150-5250	PASS
-10	120	5239.970971	5150-5250	PASS
-20	120	5239.951671	5150-5250	PASS

Environment Temperature (°C)	Volage (V)	Measured Frequency (MHz)	limit Range	Test Result
20	108	5239.952173	5150-5250	PASS
	120	5239.996454	5150-5250	PASS
	132	5239.956933	5150-5250	PASS



IEEE 802.11n HT 20 MHz mode / 5260 ~ 5320MHz (Low)

Environment Temperature (°C)	Volage (V)	Measured Frequency (MHz)	limit Range	Test Result
50	120	5259.996657	5250-5350	PASS
40	120	5259.988009	5250-5350	PASS
30	120	5259.959171	5250-5350	PASS
20	120	5259.978589	5250-5350	PASS
10	120	5259.973526	5250-5350	PASS
0	120	5259.988102	5250-5350	PASS
-10	120	5259.980041	5250-5350	PASS
-20	120	5259.968967	5250-5350	PASS

Environment Temperature (°C)	Volage (V)	Measured Frequency (MHz)	limit Range	Test Result
20	108	5259.977372	5250-5350	PASS
	120	5259.978589	5250-5350	PASS
	132	5259.972231	5250-5350	PASS

IEEE 802.11n HT 20 MHz mode / 5260 ~ 5320MHz (High)

Environment Temperature (°C)	Volage (V)	Measured Frequency (MHz)	limit Range	Test Result
50	120	5319.968079	5250-5350	PASS
40	120	5319.968526	5250-5350	PASS
30	120	5319.952786	5250-5350	PASS
20	120	5319.987556	5250-5350	PASS
10	120	5319.975946	5250-5350	PASS
0	120	5319.998182	5250-5350	PASS
-10	120	5319.993816	5250-5350	PASS
-20	120	5319.993524	5250-5350	PASS

Environment Temperature (°C)	Volage (V)	Measured Frequency (MHz)	limit Range	Test Result
20	108	5319.990318	5250-5350	PASS
	120	5319.987556	5250-5350	PASS
	132	5319.978396	5250-5350	PASS



IEEE 802.11n HT 20 MHz mode / 5500 ~ 5700MHz (Low)

Environment Temperature (°C)	Volage (V)	Measured Frequency (MHz)	limit Range	Test Result
50	120	5499.999226	5475-5725	PASS
40	120	5499.974441	5475-5725	PASS
30	120	5499.967502	5475-5725	PASS
20	120	5499.998723	5475-5725	PASS
10	120	5499.969852	5475-5725	PASS
0	120	5499.968373	5475-5725	PASS
-10	120	5499.987389	5475-5725	PASS
-20	120	5499.975105	5475-5725	PASS

Environment Temperature (°C)	Volage (V)	Measured Frequency (MHz)	limit Range	Test Result
20	108	5499.974331	5475-5725	PASS
	120	5499.998723	5475-5725	PASS
	132	5499.995935	5475-5725	PASS

IEEE 802.11n HT 20 MHz mode / 5500 ~ 5700MHz (High)

Environment Temperature (°C)	Volage (V)	Measured Frequency (MHz)	limit Range	Test Result
50	120	5699.998083	5475-5725	PASS
40	120	5699.951486	5475-5725	PASS
30	120	5699.982985	5475-5725	PASS
20	120	5699.976457	5475-5725	PASS
10	120	5699.959570	5475-5725	PASS
0	120	5699.949421	5475-5725	PASS
-10	120	5699.955967	5475-5725	PASS
-20	120	5699.998156	5475-5725	PASS

Environment Temperature (°C)	Volage (V)	Measured Frequency (MHz)	limit Range	Test Result
20	108	5699.978342	5475-5725	PASS
	120	5699.976457	5475-5725	PASS
	132	5699.957036	5475-5725	PASS



IEEE 802.11n HT 20 MHz mode / 5745 ~ 5825MHz (Low)

Environment Temperature (°C)	Volage (V)	Measured Frequency (MHz)	limit Range	Test Result
50	120	5744.970533	5725-5850	PASS
40	120	5744.981717	5725-5850	PASS
30	120	5744.968658	5725-5850	PASS
20	120	5744.965489	5725-5850	PASS
10	120	5744.971194	5725-5850	PASS
0	120	5744.978842	5725-5850	PASS
-10	120	5744.975138	5725-5850	PASS
-20	120	5744.989069	5725-5850	PASS

Environment Temperature (°C)	Volage (V)	Measured Frequency (MHz)	limit Range	Test Result
20	108	5744.982592	5725-5850	PASS
	120	5744.965489	5725-5850	PASS
	132	5744.983347	5725-5850	PASS

IEEE 802.11n HT 20 MHz mode / 5745 ~ 5825MHz (High)

Environment Temperature (°C)	Volage (V)	Measured Frequency (MHz)	limit Range	Test Result
50	120	5824.994804	5725-5850	PASS
40	120	5824.987864	5725-5850	PASS
30	120	5824.991555	5725-5850	PASS
20	120	5824.973587	5725-5850	PASS
10	120	5824.953467	5725-5850	PASS
0	120	5824.959597	5725-5850	PASS
-10	120	5824.963246	5725-5850	PASS
-20	120	5824.992688	5725-5850	PASS

Environment Temperature (°C)	Volage (V)	Measured Frequency (MHz)	limit Range	Test Result
20	108	5824.980106	5725-5850	PASS
	120	5824.973587	5725-5850	PASS
	132	5824.951358	5725-5850	PASS



IEEE 802.11n HT 40 MHz mode / 5190 ~ 5230MHz (Low)

Environment Temperature (°C)	Volage (V)	Measured Frequency (MHz)	limit Range	Test Result
50	120	5189.992820	5150-5250	PASS
40	120	5189.990859	5150-5250	PASS
30	120	5189.966630	5150-5250	PASS
20	120	5189.935478	5150-5250	PASS
10	120	5189.983948	5150-5250	PASS
0	120	5189.975944	5150-5250	PASS
-10	120	5189.994664	5150-5250	PASS
-20	120	5189.977385	5150-5250	PASS

Environment Temperature (°C)	Volage (V)	Measured Frequency (MHz)	limit Range	Test Result
20	108	5189.989845	5150-5250	PASS
	120	5189.935478	5150-5250	PASS
	132	5189.955985	5150-5250	PASS

IEEE 802.11n HT 40 MHz mode / 5190 ~ 5230MHz (High)

Environment Temperature (°C)	Volage (V)	Measured Frequency (MHz)	limit Range	Test Result
50	120	5229.951056	5150-5250	PASS
40	120	5229.986432	5150-5250	PASS
30	120	5229.973659	5150-5250	PASS
20	120	5230.006879	5150-5250	PASS
10	120	5229.975930	5150-5250	PASS
0	120	5229.978874	5150-5250	PASS
-10	120	5229.964690	5150-5250	PASS
-20	120	5229.975935	5150-5250	PASS

Environment Temperature (°C)	Volage (V)	Measured Frequency (MHz)	limit Range	Test Result
20	108	5229.989991	5150-5250	PASS
	120	5230.006879	5150-5250	PASS
	132	5229.971075	5150-5250	PASS



IEEE 802.11n HT 40 MHz mode / 5270 ~ 5310MHz (Low)

Environment Temperature (°C)	Volage (V)	Measured Frequency (MHz)	limit Range	Test Result
50	120	5269.992866	5250-5350	PASS
40	120	5269.985090	5250-5350	PASS
30	120	5269.970217	5250-5350	PASS
20	120	5270.003871	5250-5350	PASS
10	120	5269.981791	5250-5350	PASS
0	120	5269.950281	5250-5350	PASS
-10	120	5269.959626	5250-5350	PASS
-20	120	5269.963039	5250-5350	PASS

Environment Temperature (°C)	Volage (V)	Measured Frequency (MHz)	limit Range	Test Result
20	108	5269.993955	5250-5350	PASS
	120	5270.003871	5250-5350	PASS
	132	5269.990771	5250-5350	PASS

IEEE 802.11n HT 40 MHz mode / 5270 ~ 5310MHz (High)

Environment Temperature (°C)	Volage (V)	Measured Frequency (MHz)	limit Range	Test Result
50	120	5309.990131	5250-5350	PASS
40	120	5309.988975	5250-5350	PASS
30	120	5309.969035	5250-5350	PASS
20	120	5310.004755	5250-5350	PASS
10	120	5309.971736	5250-5350	PASS
0	120	5309.978008	5250-5350	PASS
-10	120	5309.984537	5250-5350	PASS
-20	120	5309.969612	5250-5350	PASS

Environment Temperature (°C)	Volage (V)	Measured Frequency (MHz)	limit Range	Test Result
20	108	5309.969617	5250-5350	PASS
	120	5310.004755	5250-5350	PASS
	132	5309.975967	5250-5350	PASS



IEEE 802.11n HT 40 MHz mode / 5510 ~ 5670MHz (Low)

Environment Temperature (°C)	Volage (V)	Measured Frequency (MHz)	limit Range	Test Result
50	120	5509.951321	5475-5725	PASS
40	120	5509.998654	5475-5725	PASS
30	120	5509.971352	5475-5725	PASS
20	120	5509.994567	5475-5725	PASS
10	120	5509.998536	5475-5725	PASS
0	120	5509.952907	5475-5725	PASS
-10	120	5509.990232	5475-5725	PASS
-20	120	5509.989249	5475-5725	PASS

Environment Temperature (°C)	Volage (V)	Measured Frequency (MHz)	limit Range	Test Result
20	108	5509.958813	5475-5725	PASS
	120	5509.994567	5475-5725	PASS
	132	5509.980295	5475-5725	PASS

IEEE 802.11n HT 40 MHz mode / 5510 ~ 5670MHz (High)

Environment Temperature (°C)	Volage (V)	Measured Frequency (MHz)	limit Range	Test Result
50	120	5669.958521	5475-5725	PASS
40	120	5669.984074	5475-5725	PASS
30	120	5669.992152	5475-5725	PASS
20	120	5670.004217	5475-5725	PASS
10	120	5669.963342	5475-5725	PASS
0	120	5669.954542	5475-5725	PASS
-10	120	5669.988123	5475-5725	PASS
-20	120	5669.970224	5475-5725	PASS

Environment Temperature (°C)	Volage (V)	Measured Frequency (MHz)	limit Range	Test Result
20	108	5669.954869	5475-5725	PASS
	120	5670.004217	5475-5725	PASS
	132	5669.975864	5475-5725	PASS



IEEE 802.11n HT 40 MHz mode / 5755 ~ 5795MHz (Low)

Environment Temperature (°C)	Volage (V)	Measured Frequency (MHz)	limit Range	Test Result
50	120	5754.955129	5725-5850	PASS
40	120	5754.965749	5725-5850	PASS
30	120	5754.971809	5725-5850	PASS
20	120	5754.994124	5725-5850	PASS
10	120	5754.999079	5725-5850	PASS
0	120	5754.987746	5725-5850	PASS
-10	120	5754.977861	5725-5850	PASS
-20	120	5754.970527	5725-5850	PASS

Environment Temperature (°C)	Volage (V)	Measured Frequency (MHz)	limit Range	Test Result
20	108	5754.966467	5725-5850	PASS
	120	5754.994124	5725-5850	PASS
	132	5754.987354	5725-5850	PASS

IEEE 802.11n HT 40 MHz mode / 5755 ~ 5795MHz (High)

Environment Temperature (°C)	Volage (V)	Measured Frequency (MHz)	limit Range	Test Result
50	120	5794.981352	5725-5850	PASS
40	120	5794.972166	5725-5850	PASS
30	120	5794.965038	5725-5850	PASS
20	120	5794.983278	5725-5850	PASS
10	120	5794.958867	5725-5850	PASS
0	120	5794.984650	5725-5850	PASS
-10	120	5794.962220	5725-5850	PASS
-20	120	5794.988066	5725-5850	PASS

Environment Temperature (°C)	Volage (V)	Measured Frequency (MHz)	limit Range	Test Result
20	108	5794.990081	5725-5850	PASS
	120	5794.983278	5725-5850	PASS
	132	5794.949819	5725-5850	PASS



IEEE 802.11ac 80 mode / 5210MHz

Environment Temperature (°C)	Volage (V)	Measured Frequency (MHz)	limit Range	Test Result
50	120	5209.992760	5150-5250	PASS
40	120	5209.952103	5150-5250	PASS
30	120	5209.949435	5150-5250	PASS
20	120	5209.975565	5150-5250	PASS
10	120	5209.974377	5150-5250	PASS
0	120	5209.991651	5150-5250	PASS
-10	120	5209.984197	5150-5250	PASS
-20	120	5209.988301	5150-5250	PASS

Environment Temperature (°C)	Volage (V)	Measured Frequency (MHz)	limit Range	Test Result
20	108	5209.961003	5150-5250	PASS
	120	5209.975565	5150-5250	PASS
	132	5209.970969	5150-5250	PASS

IEEE 802.11ac 80 mode / 5290MHz

Environment Temperature (°C)	Volage (V)	Measured Frequency (MHz)	limit Range	Test Result
50	120	5289.979125	5250-5350	PASS
40	120	5289.973138	5250-5350	PASS
30	120	5289.952163	5250-5350	PASS
20	120	5289.947878	5250-5350	PASS
10	120	5289.978249	5250-5350	PASS
0	120	5289.959352	5250-5350	PASS
-10	120	5289.984346	5250-5350	PASS
-20	120	5289.964749	5250-5350	PASS

Environment Temperature (°C)	Volage (V)	Measured Frequency (MHz)	limit Range	Test Result
20	108	5289.963494	5250-5350	PASS
	120	5289.947878	5250-5350	PASS
	132	5289.950727	5250-5350	PASS



IEEE 802.11ac 80 mode / 5530MHz

Environment Temperature (°C)	Volage (V)	Measured Frequency (MHz)	limit Range	Test Result
50	120	5529.954471	5475-5725	PASS
40	120	5529.976234	5475-5725	PASS
30	120	5529.962411	5475-5725	PASS
20	120	5529.964871	5475-5725	PASS
10	120	5529.967464	5475-5725	PASS
0	120	5529.961238	5475-5725	PASS
-10	120	5529.980523	5475-5725	PASS
-20	120	5529.986442	5475-5725	PASS

Environment Temperature (°C)	Volage (V)	Measured Frequency (MHz)	limit Range	Test Result
20	108	5529.978169	5475-5725	PASS
	120	5529.964871	5475-5725	PASS
	132	5529.989526	5475-5725	PASS

IEEE 802.11ac 80 mode / 5775MHz

Environment Temperature (°C)	Volage (V)	Measured Frequency (MHz)	limit Range	Test Result
50	120	5774.954255	5725-5850	PASS
40	120	5774.950957	5725-5850	PASS
30	120	5774.993636	5725-5850	PASS
20	120	5774.944748	5725-5850	PASS
10	120	5774.997657	5725-5850	PASS
0	120	5774.977265	5725-5850	PASS
-10	120	5774.952212	5725-5850	PASS
-20	120	5774.960419	5725-5850	PASS

Environment Temperature (°C)	Volage (V)	Measured Frequency (MHz)	limit Range	Test Result
20	108	5774.959379	5725-5850	PASS
	120	5774.944748	5725-5850	PASS
	132	5774.961741	5725-5850	PASS