

# Measurement Results

No.1-5761/23-01-05\_Annex\_MR\_12

---

## Test logging

This document is electronically signed and valid without handwritten signature.  
For verification of the electronic signatures, the public keys can be requested at the testing laboratory.

Document authorized:

---

---

**Marco Bertolino**  
Supervisor Radio Services  
Radio Labs

## Table of Content

EUT Information	3
# Message with SA scan ~	4
FCC 15.407 # Max output power and psd ~ WLAN5Gx n-HT20 mode U-NII-1	5
FCC 15.407, ISED RSS247 # Bandwidths 99PCT and 26dB ~ WLAN5Gx n-HT20 mode U-NII-1	9
FCC 15.407 # Max output power and psd ~ WLAN5Gx n-HT20 mode U-NII-1	13
FCC 15.407, ISED RSS247 # Bandwidths 99PCT and 26dB ~ WLAN5Gx n-HT20 mode U-NII-1	17
FCC 15.407 # MIMO $\Sigma$ Max output power and psd ~ WLAN5Gx n-HT20 mode U-NII-1	21
# Message with SA scan ~	23
FCC 15.407 # Max output power and psd ~ WLAN5Gx n-HT20 mode U-NII-1	24
FCC 15.407, ISED RSS247 # Bandwidths 99PCT and 26dB ~ WLAN5Gx n-HT20 mode U-NII-1	28
FCC 15.407 # Max output power and psd ~ WLAN5Gx n-HT20 mode U-NII-1	32
FCC 15.407, ISED RSS247 # Bandwidths 99PCT and 26dB ~ WLAN5Gx n-HT20 mode U-NII-1	36
FCC 15.407 # MIMO $\Sigma$ Max output power and psd ~ WLAN5Gx n-HT20 mode U-NII-1	40

## EUT Information

### EUT DEFINITION

Manufacturer	Sagemcom
Type	NI
Serial Number	Config#1 (conducted)
Setup Number	1.0
Version SW	NI
Version FW	NI
Version HW	NI
Comment 1	
Comment 2	
Temperature [°C] Min	-20
Temperature [°C] Nom	20
Temperature [°C] Max	55
Voltage [V] Min	3.3
Voltage [V] Nom	3.8
Voltage [V] Max	4.2

## # Message with SA scan ~

### Test References

TC Start	15.03.2023 09:31:17
Ambit Temp [°C]   Humidity [rel%]	21.7   34
System Version	3.5.0.9
Test Specification	-
Test Method	
TC Version	0.0.1
My Description	Message with SA Scan n_HT20_U_NII_1
Add. Information	

### Test Parameter

Switched Path	EUT - SignalingUnit - SpectrumAnalyzer
Message start	15.03.2023 09:31:18
Message	set WLAN5Gx to n_HT20_U_NII_1, Frequency [MHz] 5180 ,

### Test Equipment

Signal analyzer,Rohde&Schwarz,FSV-40,1307.9002K40/101042,3.70
Switch matrix,CTCadvanced,SPM-4 NI DAQ,28016133,NI

### Verdict

INFO

## FCC 15.407 # Max output power and psd ~ WLAN5Gx n-HT20 mode U-NII-1

### Test References

TC Start	15.03.2023 09:31:53
Ambit Temp [°C]   Humidity [rel%]	21.7   34
System Version	3.5.0.9
Test Specification	FCC 15.407 -
Test Method	KDB789033 D02, F, E.2.e.
TC Version	0.0.1
My Description	FCC 15.407 Max Output Power & PSD - WLAN5Gx n-HT20 mode U-NII-1
Add. Information	

### EUT Common Settings WLAN5Gx

Number of Antenna Ports	2
User Interaction	No
Device Class UNII_1	Client
Limit W52 Japan	Standard

### Test Parameter

Technology to test	WLAN5Gx n-HT20 mode
Antenna Port used	1
Temperature	nom
Voltage	nom
Frequency low to test	True   Freq [MHz] 5180
Frequency mid to test	False   Freq [MHz] 5200
Frequency high to test	False   Freq [MHz] 5240
Auto Control enabled Power Supply   Climatic Box	No   No
Additional Path Loss [dB]	1.4
Switched Path	EUT - SignalingUnit - SpectrumAnalyzer

### Test Equipment

Signal analyzer,Rohde&Schwarz,FSV-40,1307.9002K40/101042,3.70
Switch matrix,CTCadvanced,SPM-4 NI DAQ,28016133,NI

## Test at TX 5180 MHz

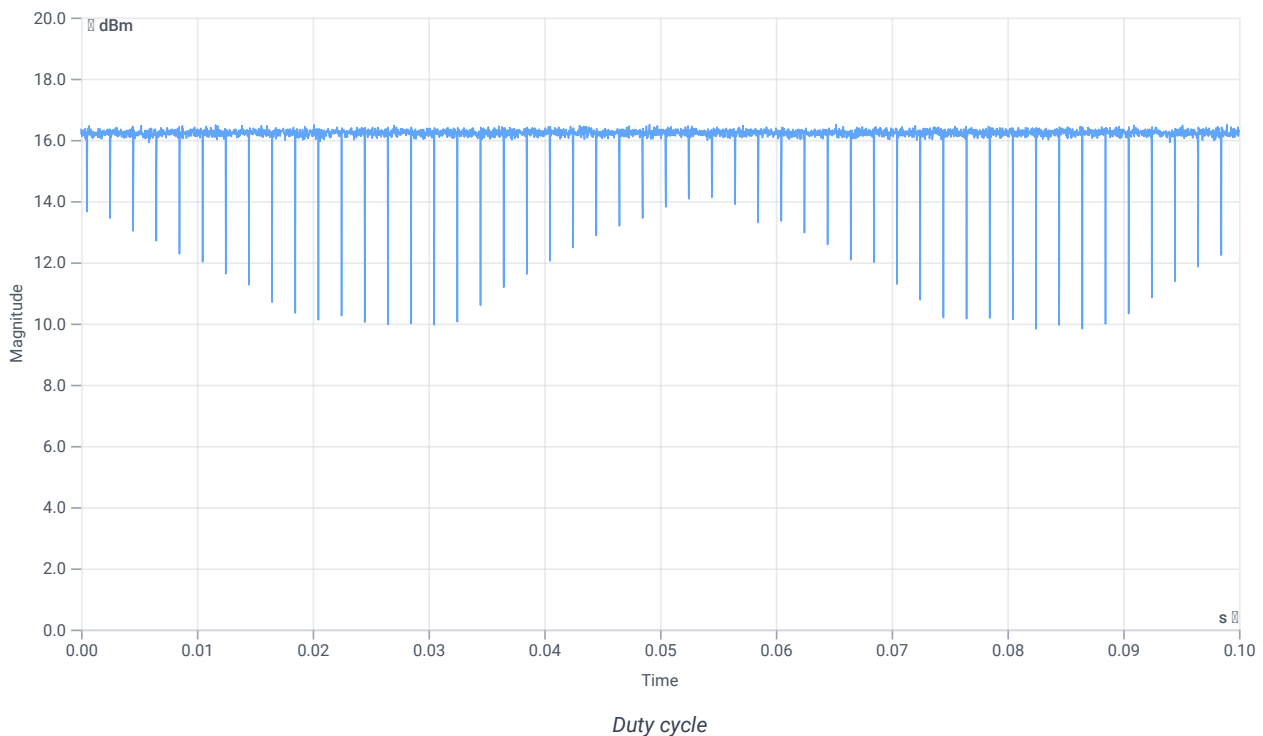
RESULT: Reference Power cond.

Test Description	Lower Limit	Upper Limit	Measured	Unit	Verdict
Ref. Power 1MHz/1MHz cond.	--	--	15.09	dBm	INFO
Ref. Frequency	--	--	5178.800	MHz	INFO

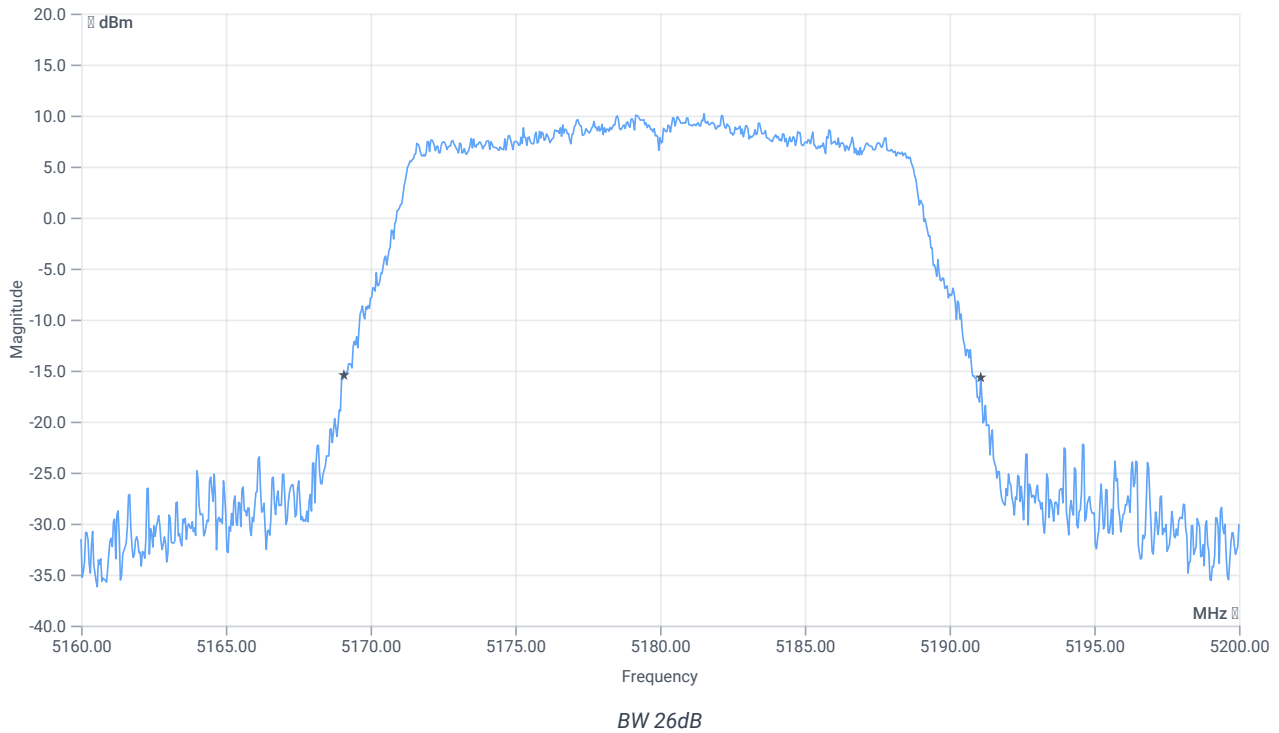
## Evaluation max. Duty Cycle

### Duty Cycle evaluation

Test Description	Lower Limit	Upper Limit	Measured	Unit	Verdict
No enough Bursts detected, Duty Cycle Burst Ratio set to 1					
Duty Cycle (Burst Ratio) max	--	--	1	--	INFO
Duty Cycle max	--	--	0	dB	INFO
Duty Cycle (Burst Ratio) min	--	--	1	--	INFO
Duty Cycle min	--	--	0	dB	INFO



## Evaluation Bandwidth



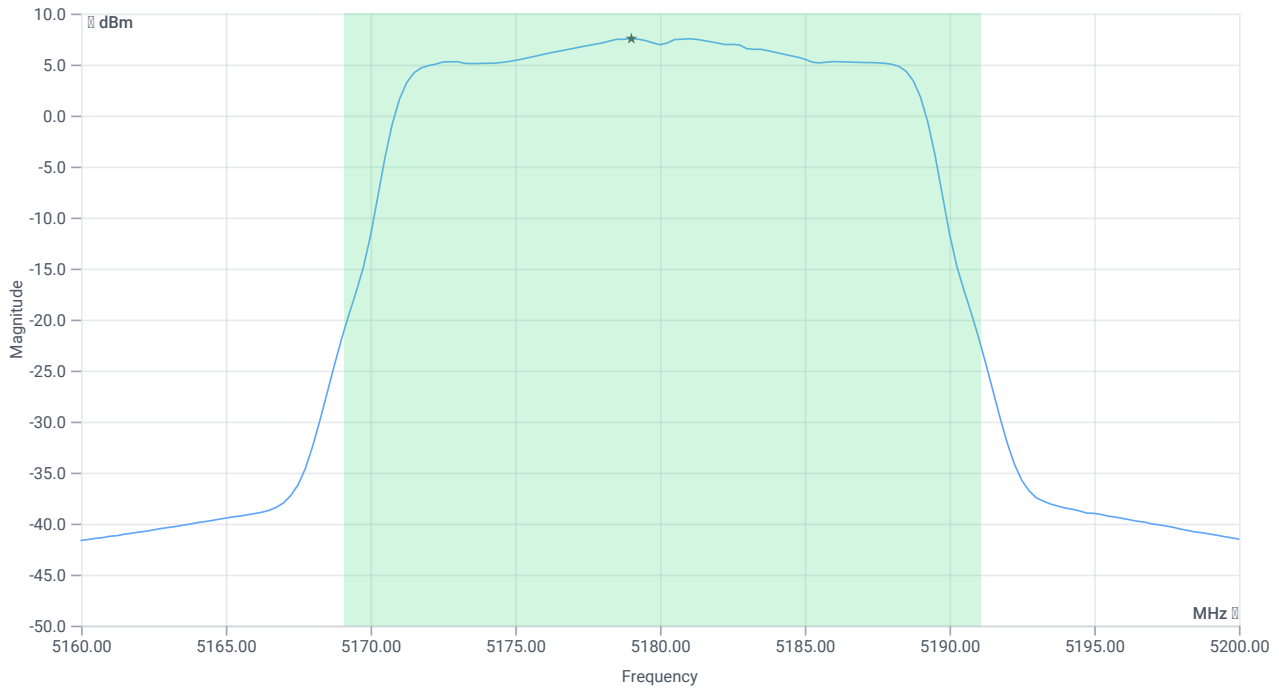
## RESULT

Test Description	Lower Limit	Upper Limit	Measured	Unit	Verdict
Bandwidth 26dB	---	---	22	MHz	INFO
T1 26dB	---	---	5169.0800	MHz	INFO
T2 26dB	---	---	5191.0800	MHz	INFO

## Maximum Output Power

### READ SA SETTINGS:

RefLevel [dBm]   RefLevelOffset [dB]   InpAtt [dB]	27.09   16.49   25
Start [MHz]   Stop [MHz]	5160.000   5200.000
RBW [MHz]   VBW [MHz]	1.000000   3.000000
Detector   TraceMode	RMS   MAXH
Sweep: Time [ms]   Count   Points per Section   Type	53700   1   161   SWE



Max OP and PSD

## RESULT

Test Description	Lower Limit	Upper Limit	Measured	Unit	Verdict
Max Output Power	--	--	18.38	dBm	INFO
Duty Cycle Correction	--	--	0	dB	INFO
Limit absolute					
Max Output Power DC corrected	--	24	18.38	dBm	PASS
Limit: 11 dBm + 10 log 22					
Max Output Power DC corrected	--	24.42	18.38	dBm	na

## Power Spectral Density

### RESULT

Test Description	Lower Limit	Upper Limit	Measured	Unit	Verdict
Power Spectral Density	--	--	7.54	dBm/1MHz	INFO
Duty Cycle Correction	--	--	0	dB	INFO
Power Spectral Density DC corrected	--	11	7.54	dBm/1MHz	PASS

Verdict

PASS



## FCC 15.407, ISED RSS247 # Bandwidths 99PCT and 26dB ~ WLAN5Gx n-HT20 mode U-NII-1

### Test References

TC Start	15.03.2023 09:33:23
Ambit Temp [°C]   Humidity [rel%]	21.8   34
System Version	3.5.0.9
Test Specification	FCC 15.407, ISED RSS247 -
Test Method	26dB Bandwidth KDB789033 D02, C.1 / ISED RSS-GEN
TC Version	0.0.1
My Description	FCC 15.407 Bandwidths - WLAN5Gx n-HT20 mode U-NII-1
Add. Information	

### EUT Common Settings WLAN5Gx

Number of Antenna Ports	2
User Interaction	No
Device Class UNII_1	Client
Limit W52 Japan	Standard

### Test Parameter

Technology to test	WLAN5Gx n-HT20 mode
Antenna Port used	1
Temperature	nom
Voltage	nom
Frequency low to test	True   Freq [MHz] 5180
Frequency mid to test	False   Freq [MHz] 5200
Frequency high to test	False   Freq [MHz] 5240
Auto Control enabled Power Supply   Climatic Box	No   No
Additional Path Loss [dB]	1.4
Switched Path	EUT - SignalingUnit - SpectrumAnalyzer

### Test Equipment

Signal analyzer,Rohde&Schwarz,FSV-40,1307.9002K40/101042,3.70
Switch matrix,CTCadvanced,SPM-4 NI DAQ,28016133,NI

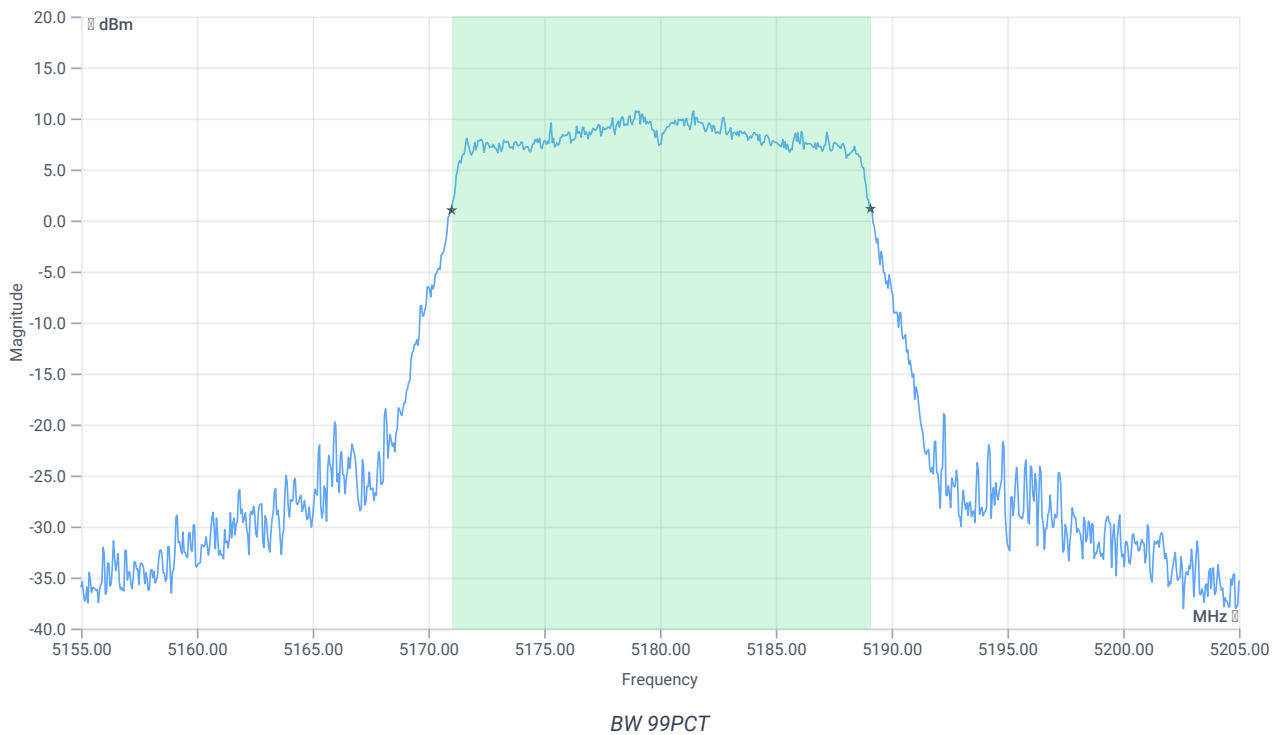
## Test at TX 5180 MHz

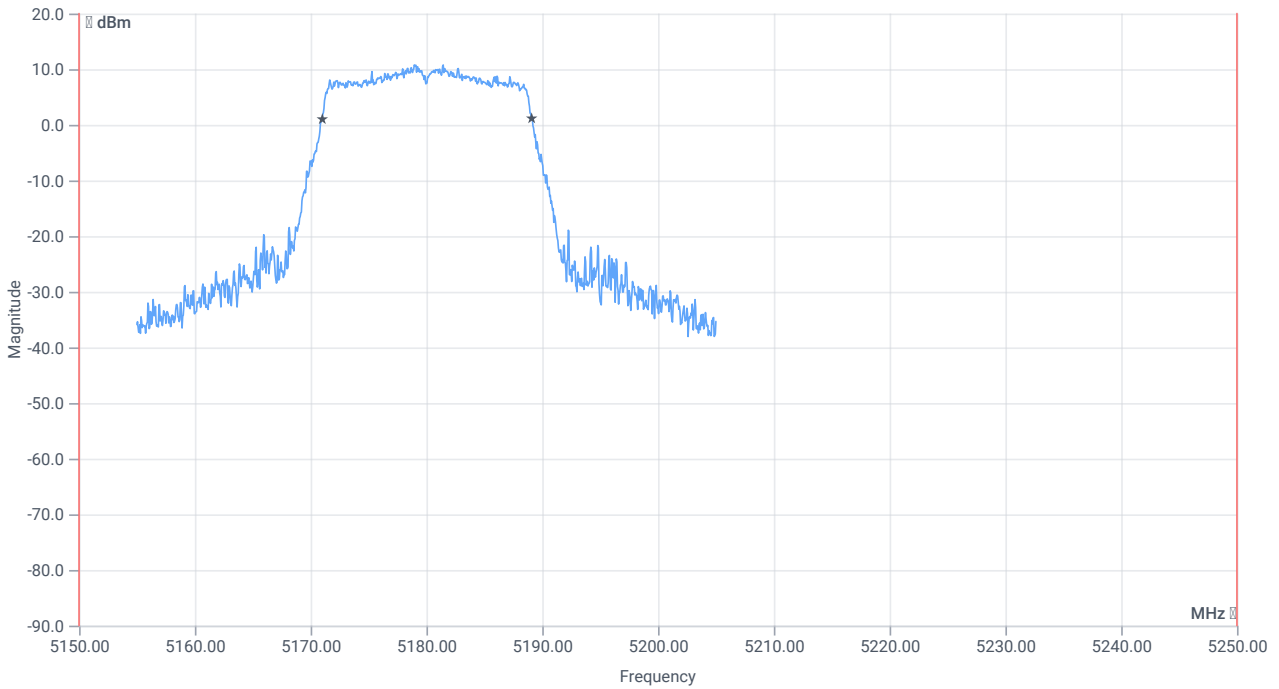
RESULT: Reference Power cond.

Test Description	Lower Limit	Upper Limit	Measured	Unit	Verdict
Ref. Power 1MHz/1MHz cond.	--	--	15.13	dBm	INFO
Ref. Frequency	--	--	5181.600	MHz	INFO

### READ SA SETTINGS:

RefLevel [dBm]   RefLevelOffset [dB]   InpAtt [dB]	23.13   16.49   25
Start [MHz]   Stop [MHz]	5155.000   5205.000
RBW [MHz]   VBW [MHz]	0.300000   1.000000
Detector   TraceMode	POS   MAXH
Sweep: Time [ms]   Count   Points per Section   Type	1   2500   1001   SWE

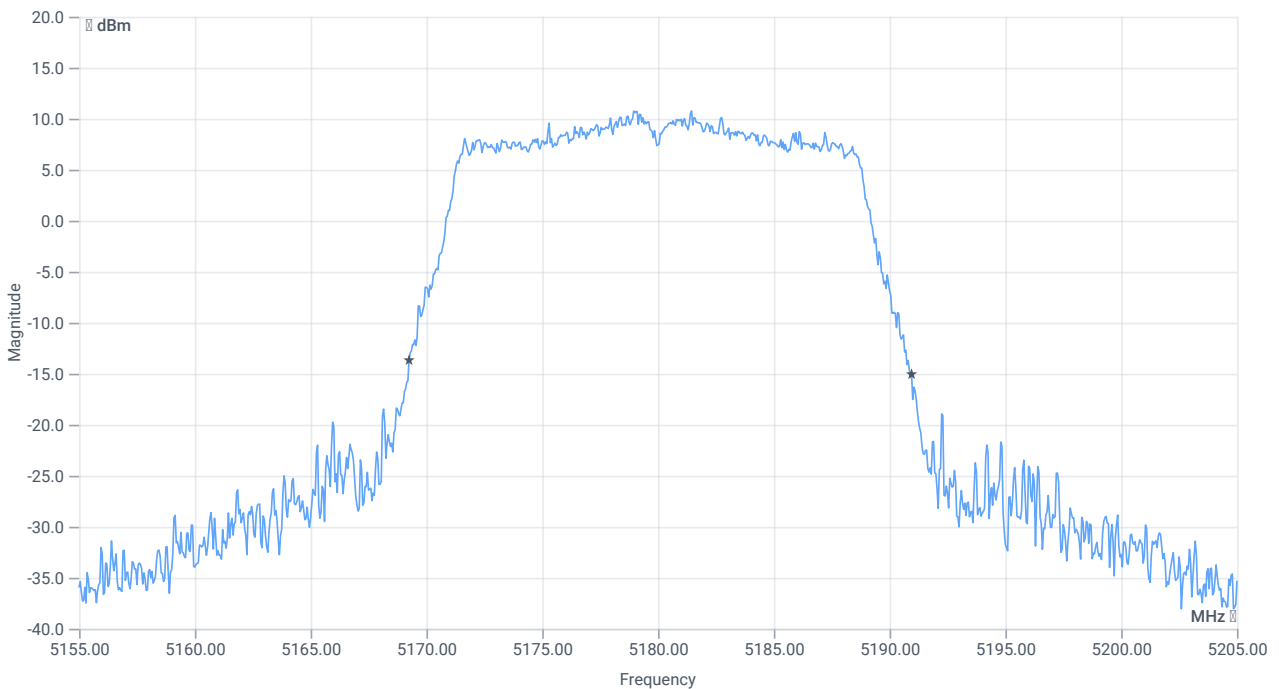




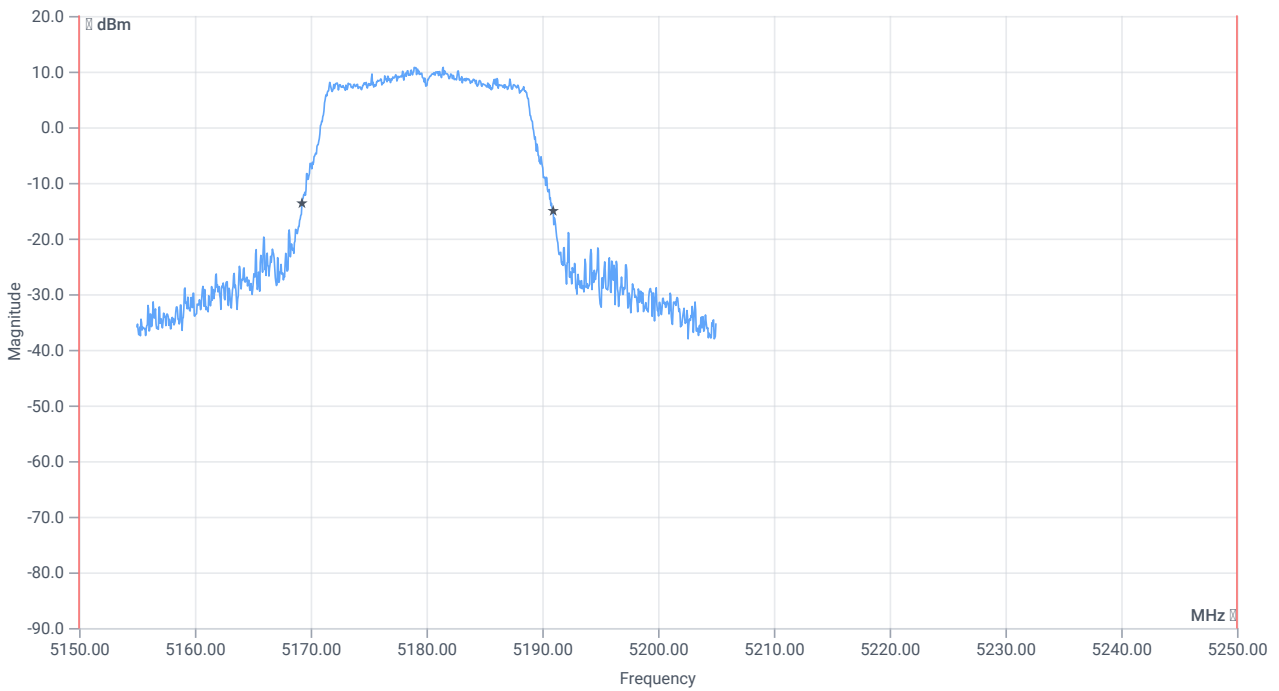
BW within Band 99PCT

## RESULT

Test Description	Lower Limit	Upper Limit	Measured	Unit	Verdict
Bandwidth 99%	--	--	18.082	MHz	INFO
T1 99%	5150.000000	--	5171.0090	MHz	PASS
T2 99%	--	5250.000000	5189.0909	MHz	PASS



BW 26dB



BW within Band 26dB

RESULT

Test Description	Lower Limit	Upper Limit	Measured	Unit	Verdict
Bandwidth 26dB	--	--	21.7	MHz	INFO
T1 26dB	5150.000000	--	5169.2500	MHz	PASS
T2 26dB	--	5250.000000	5190.9500	MHz	PASS

Verdict

PASS

# FCC 15.407 # Max output power and psd ~ WLAN5Gx n-HT20 mode U-NII-1

## Test References

TC Start	15.03.2023 09:33:59
Ambit Temp [°C]   Humidity [rel%]	21.8   34
System Version	3.5.0.9
Test Specification	FCC 15.407 -
Test Method	KDB789033 D02, F, E.2.e.
TC Version	0.0.1
My Description	FCC 15.407 Max Output Power & PSD - WLAN5Gx n-HT20 mode U-NII-1
Add. Information	

## EUT Common Settings WLAN5Gx

Number of Antenna Ports	2
User Interaction	No
Device Class UNII_1	Client
Limit W52 Japan	Standard

## Test Parameter

Technology to test	WLAN5Gx n-HT20 mode
Antenna Port used	2
Temperature	nom
Voltage	nom
Frequency low to test	True   Freq [MHz] 5180
Frequency mid to test	False   Freq [MHz] 5200
Frequency high to test	False   Freq [MHz] 5240
Auto Control enabled Power Supply   Climatic Box	No   No
Additional Path Loss [dB]	1.4
Switched Path	EUT - SignalingUnit - SpectrumAnalyzer

## Test Equipment

Signal analyzer,Rohde&Schwarz,FSV-40,1307.9002K40/101042,3.70
Switch matrix,CTCadvanced,SPM-4 NI DAQ,28016133,NI

## Test at TX 5180 MHz

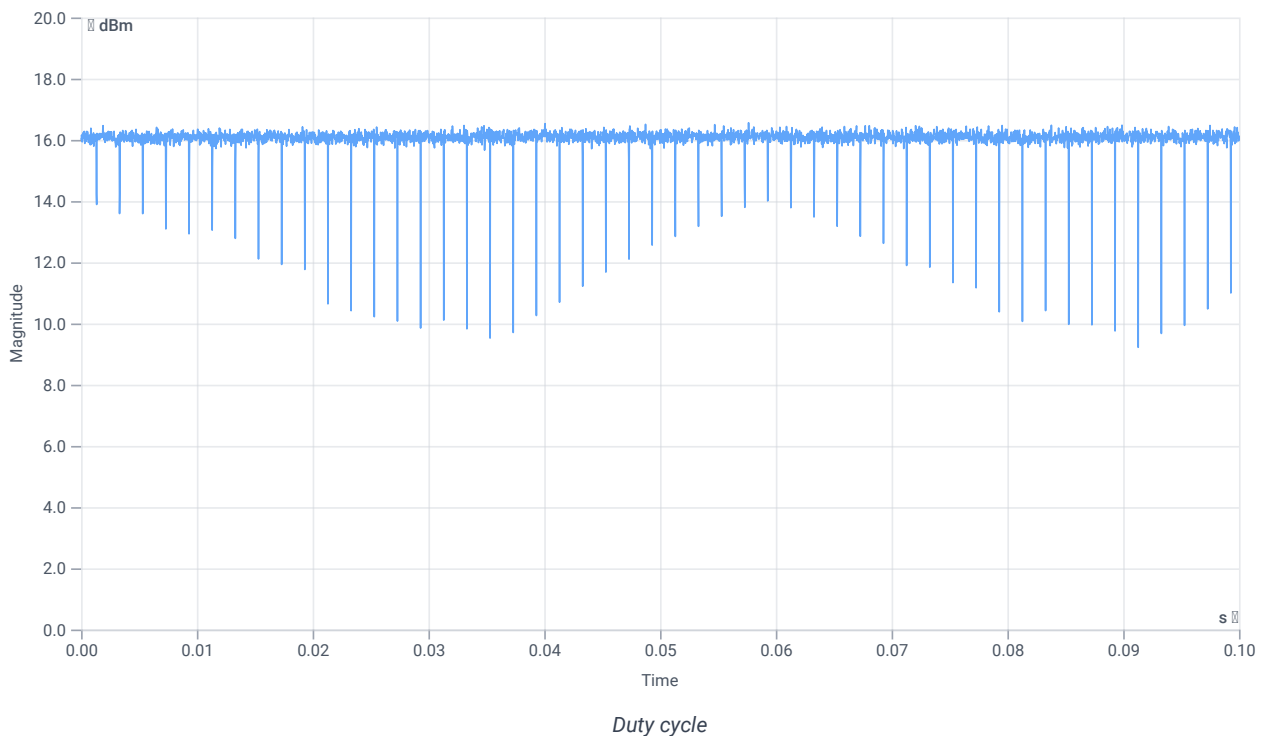
RESULT: Reference Power cond.

Test Description	Lower Limit	Upper Limit	Measured	Unit	Verdict
Ref. Power 1MHz/1MHz cond.	---	---	15.43	dBm	INFO
Ref. Frequency	---	---	5179.200	MHz	INFO

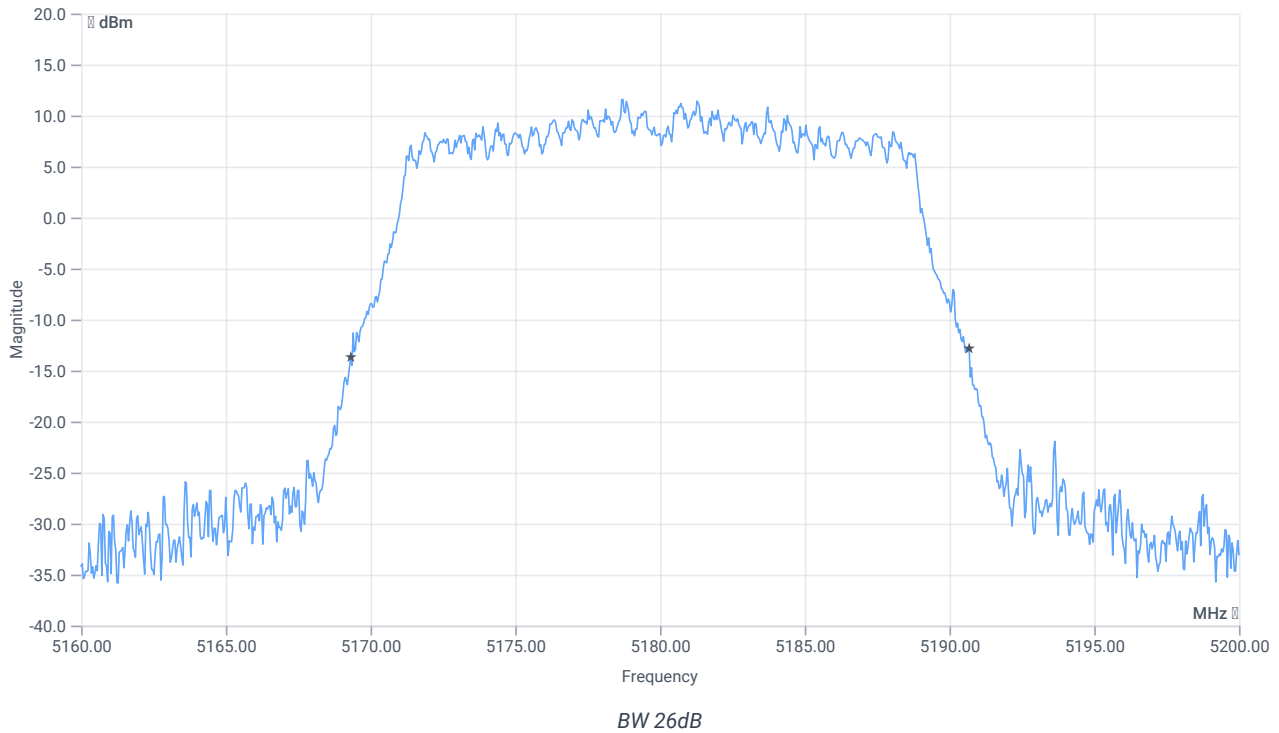
## Evaluation max. Duty Cycle

### Duty Cycle evaluation

Test Description	Lower Limit	Upper Limit	Measured	Unit	Verdict
No enough Bursts detected, Duty Cycle Burst Ratio set to 1					
Duty Cycle (Burst Ratio) max	---	---	1	---	INFO
Duty Cycle max	---	---	0	dB	INFO
Duty Cycle (Burst Ratio) min	---	---	1	---	INFO
Duty Cycle min	---	---	0	dB	INFO



## Evaluation Bandwidth



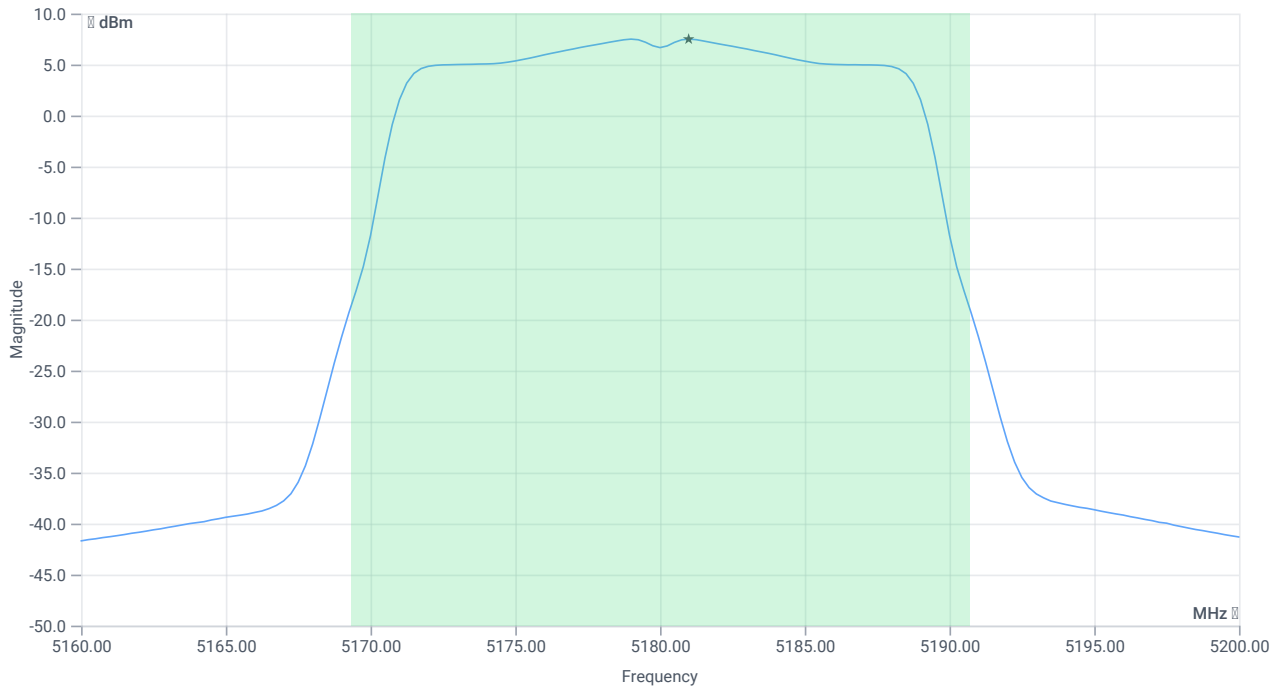
## RESULT

Test Description	Lower Limit	Upper Limit	Measured	Unit	Verdict
Bandwidth 26dB	---	---	21.36	MHz	INFO
T1 26dB	---	---	5169.3200	MHz	INFO
T2 26dB	---	---	5190.6800	MHz	INFO

## Maximum Output Power

### READ SA SETTINGS:

RefLevel [dBm]   RefLevelOffset [dB]   InpAtt [dB]	27.43   16.49   25
Start [MHz]   Stop [MHz]	5160.000   5200.000
RBW [MHz]   VBW [MHz]	1.000000   3.000000
Detector   TraceMode	RMS   MAXH
Sweep: Time [ms]   Count   Points per Section   Type	53700   1   161   SWE



Max OP and PSD

## RESULT

Test Description	Lower Limit	Upper Limit	Measured	Unit	Verdict
Max Output Power	--	--	18.24	dBm	INFO
Duty Cycle Correction	--	--	0	dB	INFO
Limit absolute					
Max Output Power DC corrected	--	24	18.24	dBm	PASS
Limit: 11 dBm + 10 log 21.36					
Max Output Power DC corrected	--	24.3	18.24	dBm	na

## Power Spectral Density

### RESULT

Test Description	Lower Limit	Upper Limit	Measured	Unit	Verdict
Power Spectral Density	--	--	7.49	dBm/1MHz	INFO
Duty Cycle Correction	--	--	0	dB	INFO
Power Spectral Density DC corrected	--	11	7.49	dBm/1MHz	PASS

Verdict

PASS



## FCC 15.407, ISED RSS247 # Bandwidths 99PCT and 26dB ~ WLAN5Gx n-HT20 mode U-NII-1

### Test References

TC Start	15.03.2023 09:35:29
Ambit Temp [°C]   Humidity [rel%]	21.9   33
System Version	3.5.0.9
Test Specification	FCC 15.407, ISED RSS247 -
Test Method	26dB Bandwidth KDB789033 D02, C.1 / ISED RSS-GEN
TC Version	0.0.1
My Description	FCC 15.407 Bandwidths - WLAN5Gx n-HT20 mode U-NII-1
Add. Information	

### EUT Common Settings WLAN5Gx

Number of Antenna Ports	2
User Interaction	No
Device Class UNII_1	Client
Limit W52 Japan	Standard

### Test Parameter

Technology to test	WLAN5Gx n-HT20 mode
Antenna Port used	2
Temperature	nom
Voltage	nom
Frequency low to test	True   Freq [MHz] 5180
Frequency mid to test	False   Freq [MHz] 5200
Frequency high to test	False   Freq [MHz] 5240
Auto Control enabled Power Supply   Climatic Box	No   No
Additional Path Loss [dB]	1.4
Switched Path	EUT - SignalingUnit - SpectrumAnalyzer

### Test Equipment

Signal analyzer,Rohde&Schwarz,FSV-40,1307.9002K40/101042,3.70
Switch matrix,CTCadvanced,SPM-4 NI DAQ,28016133,NI

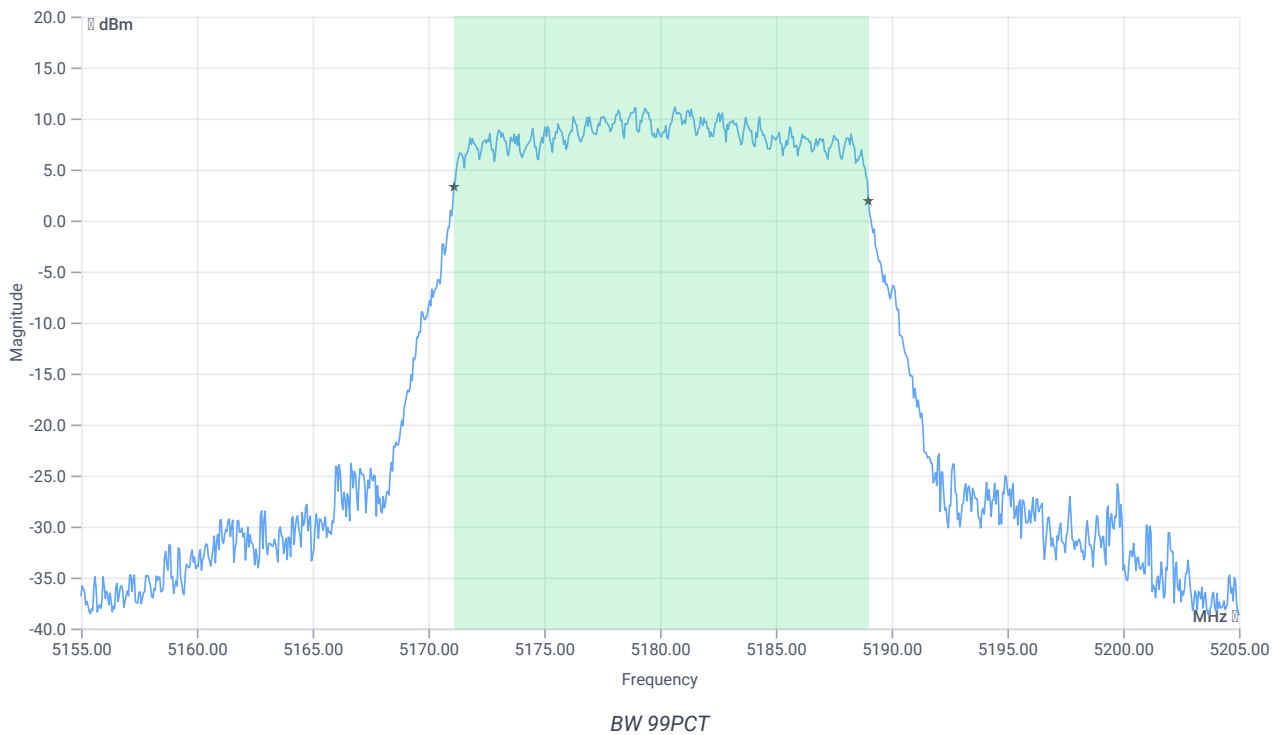
## Test at TX 5180 MHz

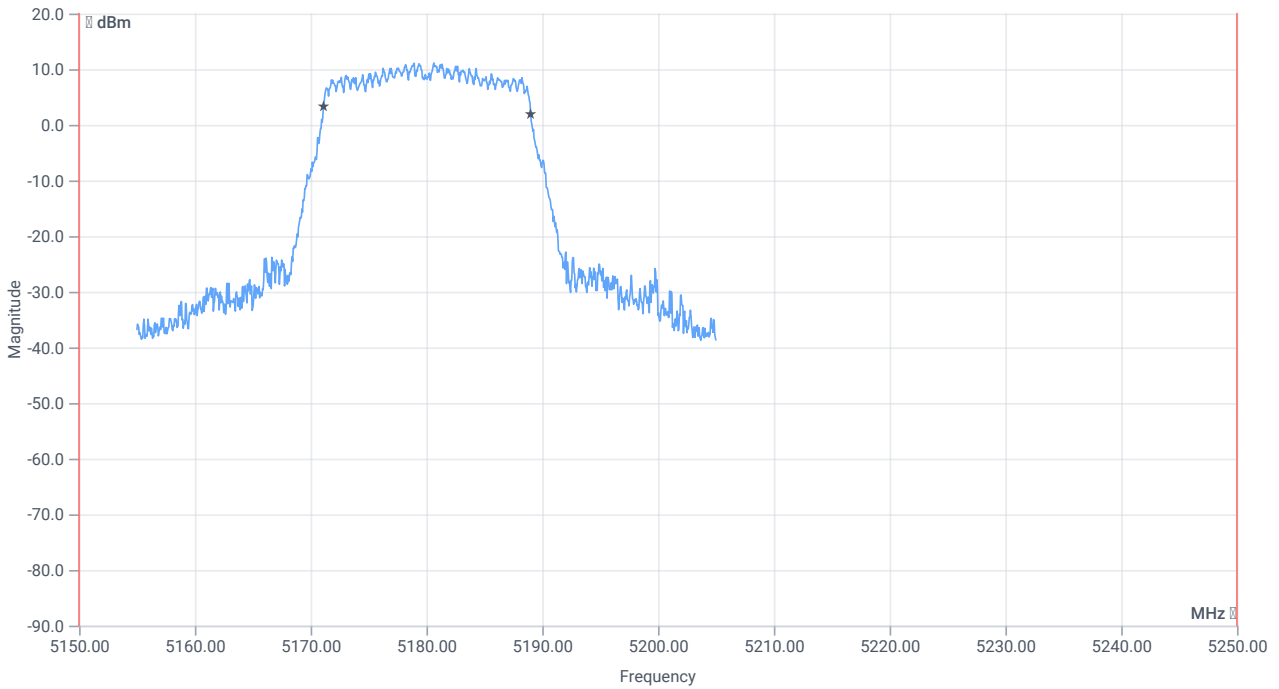
RESULT: Reference Power cond.

Test Description	Lower Limit	Upper Limit	Measured	Unit	Verdict
Ref. Power 1MHz/1MHz cond.	--	--	15.28	dBm	INFO
Ref. Frequency	--	--	5178.600	MHz	INFO

### READ SA SETTINGS:

RefLevel [dBm]   RefLevelOffset [dB]   InpAtt [dB]	23.28   16.49   25
Start [MHz]   Stop [MHz]	5155.000   5205.000
RBW [MHz]   VBW [MHz]	0.300000   1.000000
Detector   TraceMode	POS   MAXH
Sweep: Time [ms]   Count   Points per Section   Type	1   2500   1001   SWE

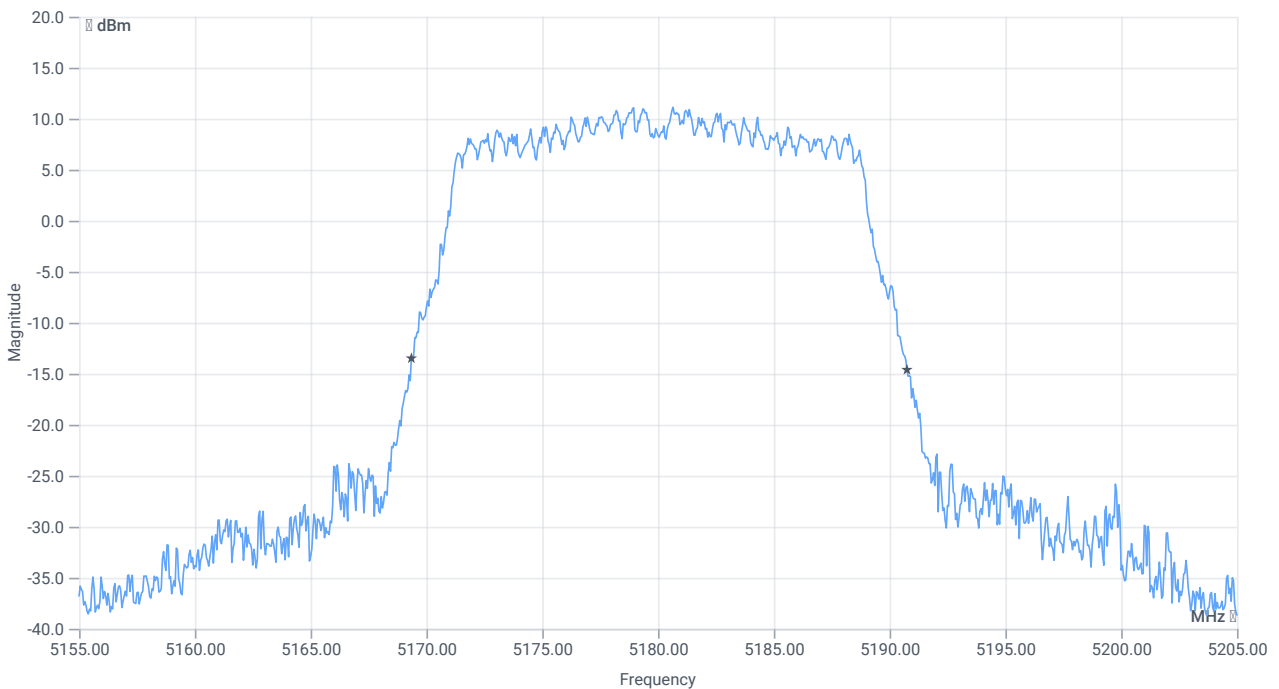




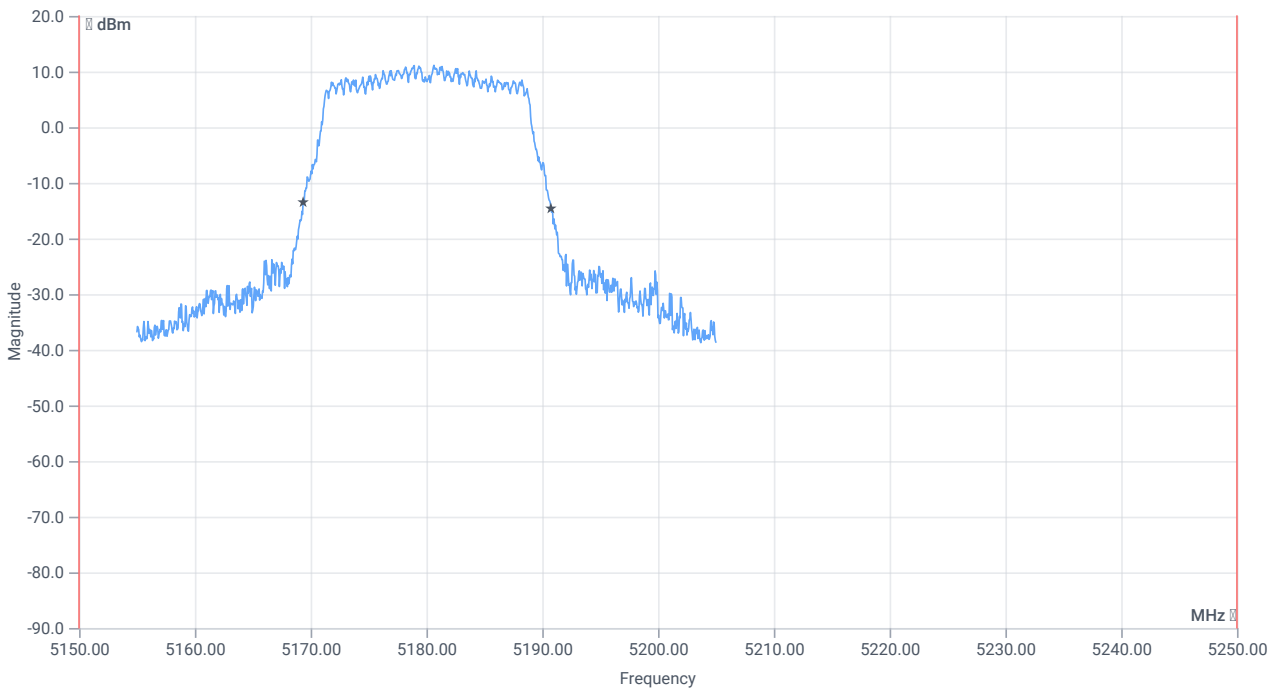
BW within Band 99PCT

## RESULT

Test Description	Lower Limit	Upper Limit	Measured	Unit	Verdict
Bandwidth 99%	--	--	17.882	MHz	INFO
T1 99%	5150.000000	--	5171.1089	MHz	PASS
T2 99%	--	5250.000000	5188.9910	MHz	PASS



BW 26dB



BW within Band 26dB

RESULT

Test Description	Lower Limit	Upper Limit	Measured	Unit	Verdict
Bandwidth 26dB	---	---	21.4	MHz	INFO
T1 26dB	5150.000000	---	5169.3500	MHz	PASS
T2 26dB	---	5250.000000	5190.7500	MHz	PASS

Verdict

PASS

## FCC 15.407 # MIMO $\Sigma$ Max output power and psd ~ WLAN5Gx n-HT20 mode U-NII-1

### Test References

TC Start	15.03.2023 09:36:04
Ambit Temp [°C]   Humidity [rel%]	21.9   34
System Version	3.5.0.9
Test Specification	FCC 15.407 -
Test Method	
TC Version	0.0.1
My Description	MIMO $\Sigma$ FCC Power & psd - WLAN5Gx n-HT20 mode U-NII-1
Add. Information	

### EUT Common Settings WLAN5Gx

Number of Antenna Ports	2
User Interaction	No
Device Class UNII_1	Client
Limit W52 Japan	Standard

### Test Parameter

Technology to test	WLAN5Gx n-HT20 mode
Antenna Port used	several
Temperature	nom
Voltage	nom
Frequency low to test	True   Freq [MHz] 5180
Frequency mid to test	False   Freq [MHz] 5200
Frequency high to test	False   Freq [MHz] 5240
Auto Control enabled Power Supply   Climatic Box	No   No
Additional Path Loss [dB]	1.4
Switched Path	None

### Test Equipment

## Test at TX 5180 MHz

### RESULT Power

Test Description	Lower Limit	Upper Limit	Measured	Unit	Verdict
Ant:1 Max Output Power DC corrected	--	--	18.38	dBm	INFO
Ant:1 BW 26dB	--	--	22.000	MHz	INFO
Ant:2 Max Output Power DC corrected	--	--	18.24	dBm	INFO
Ant:2 BW 26dB	--	--	21.360	MHz	INFO
Σ Limit absolute	--	24	21.32	dBm	PASS
Σ Limit: 11 dBm + 10 log 21.36	--	24.3	21.32	dBm	na

### RESULT PSD

Test Description	Lower Limit	Upper Limit	Measured	Unit	Verdict
Ant:1 PSD	--	--	7.54	dBm/1MHz	INFO
Ant:2 PSD	--	--	7.49	dBm/1MHz	INFO
Σ	--	11	10.53	dBm/1MHz	PASS

### Verdict

PASS

## # Message with SA scan ~

### Test References

TC Start	15.03.2023 09:36:26
Ambit Temp [°C]   Humidity [rel%]	22.0   34
System Version	3.5.0.9
Test Specification	-
Test Method	
TC Version	0.0.1
My Description	Message with SA Scan n_HT20_U_NII_1
Add. Information	

### Test Parameter

Switched Path	EUT - SignalingUnit - SpectrumAnalyzer
Message start	15.03.2023 09:36:27
Message	set WLAN5Gx to n_HT20_U_NII_1, Frequency [MHz] 5200 ,

### Test Equipment

Signal analyzer,Rohde&Schwarz,FSV-40,1307.9002K40/101042,3.70
Switch matrix,CTCadvanced,SPM-4 NI DAQ,28016133,NI

### Verdict

INFO

# FCC 15.407 # Max output power and psd ~ WLAN5Gx n-HT20 mode U-NII-1

## Test References

TC Start	15.03.2023 09:37:21
Ambit Temp [°C]   Humidity [rel%]	22.0   34
System Version	3.5.0.9
Test Specification	FCC 15.407 -
Test Method	KDB789033 D02, F, E.2.e.
TC Version	0.0.1
My Description	FCC 15.407 Max Output Power & PSD - WLAN5Gx n-HT20 mode U-NII-1

Add. Information

## EUT Common Settings WLAN5Gx

Number of Antenna Ports	2
User Interaction	No
Device Class UNII_1	Client
Limit W52 Japan	Standard

## Test Parameter

Technology to test	WLAN5Gx n-HT20 mode
Antenna Port used	1
Temperature	nom
Voltage	nom
Frequency low to test	False   Freq [MHz] 5180
Frequency mid to test	True   Freq [MHz] 5200
Frequency high to test	False   Freq [MHz] 5240
Auto Control enabled Power Supply   Climatic Box	No   No
Additional Path Loss [dB]	1.4
Switched Path	EUT - SignalingUnit - SpectrumAnalyzer

## Test Equipment

Signal analyzer,Rohde&Schwarz,FSV-40,1307.9002K40/101042,3.70  
 Switch matrix,CTCadvanced,SPM-4 NI DAQ,28016133,NI



## Test at TX 5200 MHz

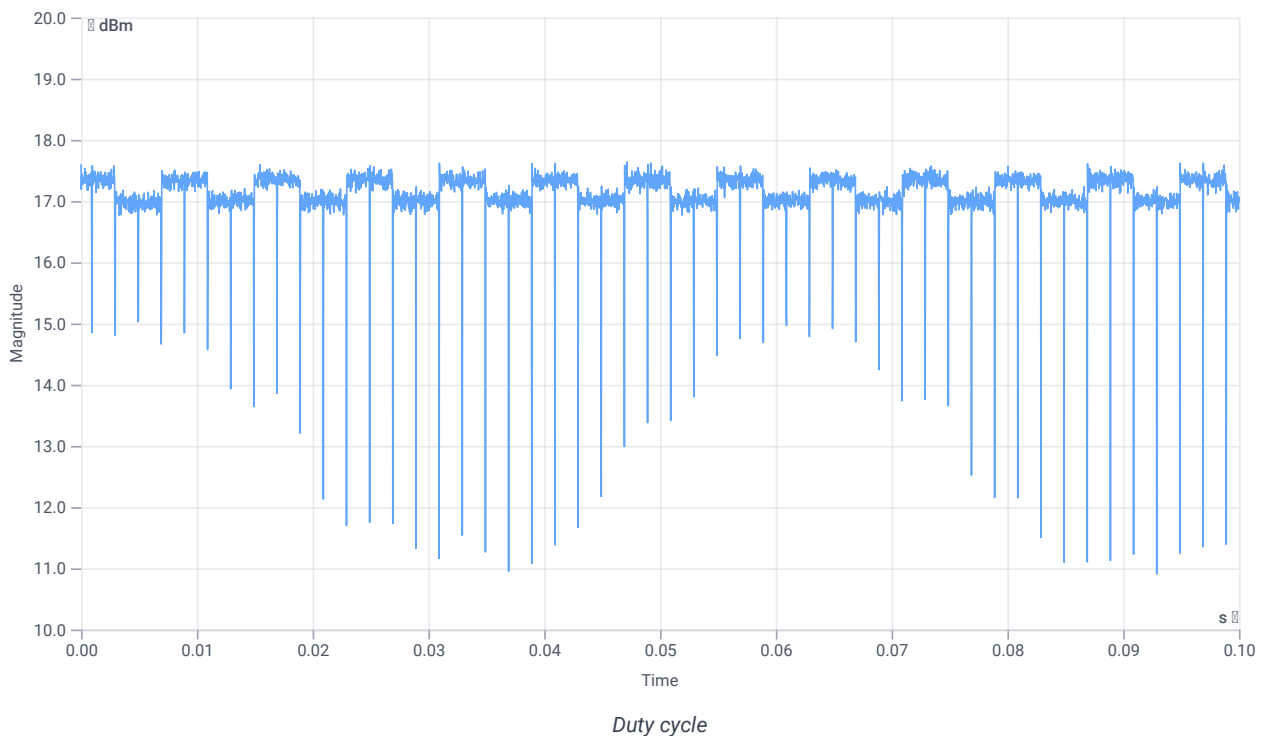
RESULT: Reference Power cond.

Test Description	Lower Limit	Upper Limit	Measured	Unit	Verdict
Ref. Power 1MHz/1MHz cond.	--	--	15.34	dBm	INFO
Ref. Frequency	--	--	5196.800	MHz	INFO

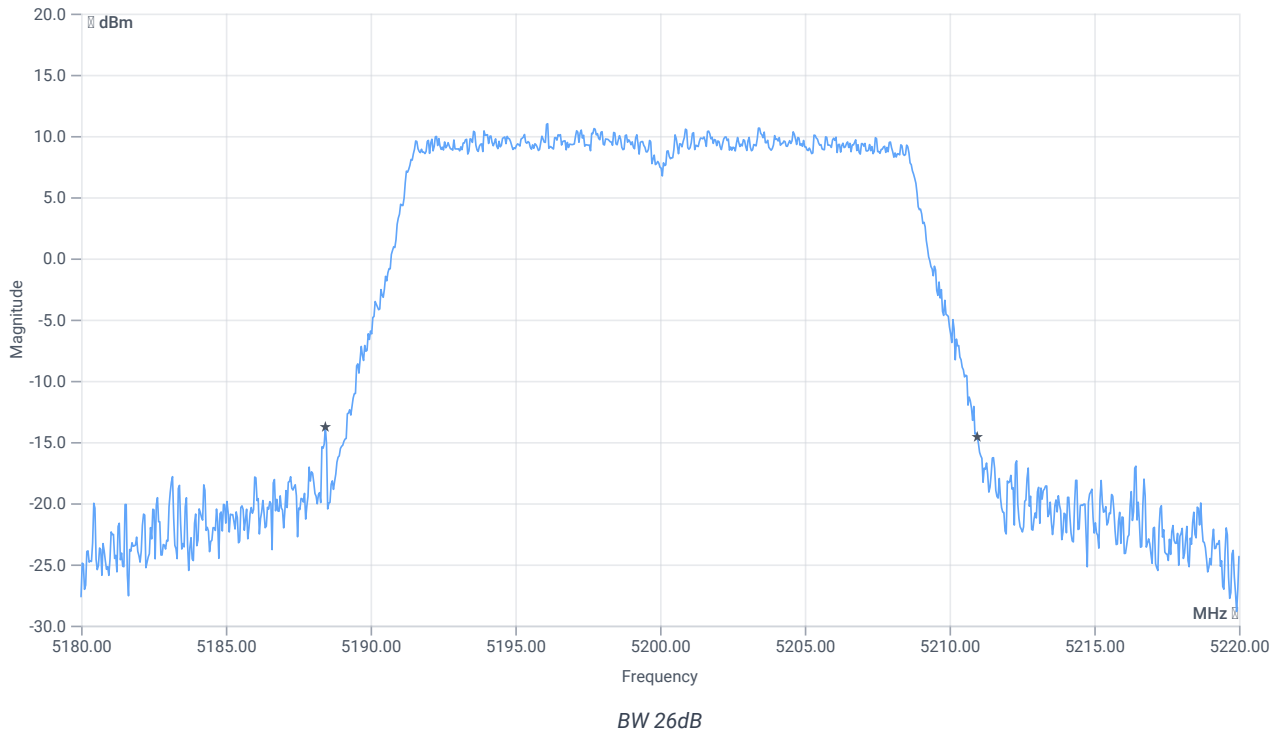
## Evaluation max. Duty Cycle

### Duty Cycle evaluation

Test Description	Lower Limit	Upper Limit	Measured	Unit	Verdict
No enough Bursts detected, Duty Cycle Burst Ratio set to 1					
Duty Cycle (Burst Ratio) max	--	--	1	--	INFO
Duty Cycle max	--	--	0	dB	INFO
Duty Cycle (Burst Ratio) min	--	--	1	--	INFO
Duty Cycle min	--	--	0	dB	INFO



## Evaluation Bandwidth



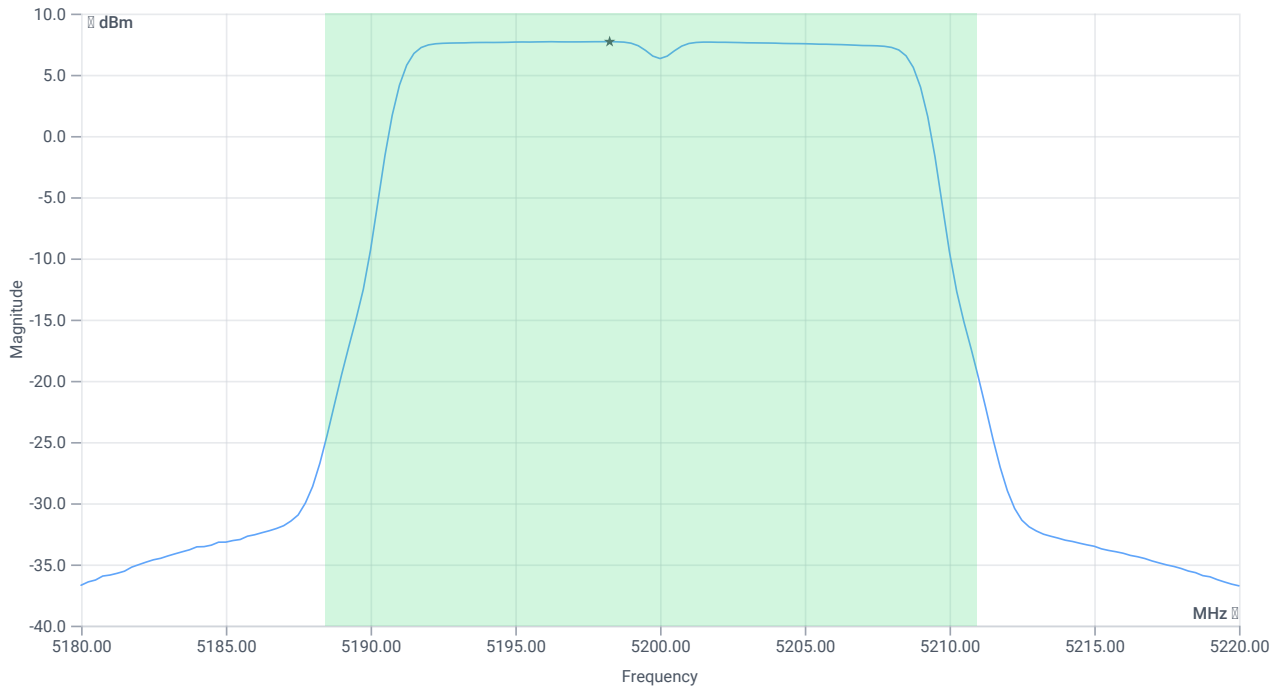
## RESULT

Test Description	Lower Limit	Upper Limit	Measured	Unit	Verdict
Bandwidth 26dB	---	---	22.52	MHz	INFO
T1 26dB	---	---	5188.4400	MHz	INFO
T2 26dB	---	---	5210.9600	MHz	INFO

## Maximum Output Power

### READ SA SETTINGS:

RefLevel [dBm]   RefLevelOffset [dB]   InpAtt [dB]	27.34   16.41   25
Start [MHz]   Stop [MHz]	5180.000   5220.000
RBW [MHz]   VBW [MHz]	1.000000   3.000000
Detector   TraceMode	RMS   MAXH
Sweep: Time [ms]   Count   Points per Section   Type	53700   1   161   SWE



Max OP and PSD

## RESULT

Test Description	Lower Limit	Upper Limit	Measured	Unit	Verdict
Max Output Power	--	--	19.75	dBm	INFO
Duty Cycle Correction	--	--	0	dB	INFO
Limit absolute					
Max Output Power DC corrected	--	24	19.75	dBm	PASS
Limit: 11 dBm + 10 log 22.52					
Max Output Power DC corrected	--	24.53	19.75	dBm	na

## Power Spectral Density

### RESULT

Test Description	Lower Limit	Upper Limit	Measured	Unit	Verdict
Power Spectral Density	--	--	7.7	dBm/1MHz	INFO
Duty Cycle Correction	--	--	0	dB	INFO
Power Spectral Density DC corrected	--	11	7.7	dBm/1MHz	PASS

Verdict

PASS

## FCC 15.407, ISED RSS247 # Bandwidths 99PCT and 26dB ~ WLAN5Gx n-HT20 mode U-NII-1

### Test References

TC Start	15.03.2023 09:38:48
Ambit Temp [°C]   Humidity [rel%]	22.0   33
System Version	3.5.0.9
Test Specification	FCC 15.407, ISED RSS247 -
Test Method	26dB Bandwidth KDB789033 D02, C.1 / ISED RSS-GEN
TC Version	0.0.1
My Description	FCC 15.407 Bandwidths - WLAN5Gx n-HT20 mode U-NII-1
Add. Information	

### EUT Common Settings WLAN5Gx

Number of Antenna Ports	2
User Interaction	No
Device Class UNII_1	Client
Limit W52 Japan	Standard

### Test Parameter

Technology to test	WLAN5Gx n-HT20 mode
Antenna Port used	1
Temperature	nom
Voltage	nom
Frequency low to test	False   Freq [MHz] 5180
Frequency mid to test	True   Freq [MHz] 5200
Frequency high to test	False   Freq [MHz] 5240
Auto Control enabled Power Supply   Climatic Box	No   No
Additional Path Loss [dB]	1.4
Switched Path	EUT - SignalingUnit - SpectrumAnalyzer

### Test Equipment

Signal analyzer,Rohde&Schwarz,FSV-40,1307.9002K40/101042,3.70
Switch matrix,CTCadvanced,SPM-4 NI DAQ,28016133,NI

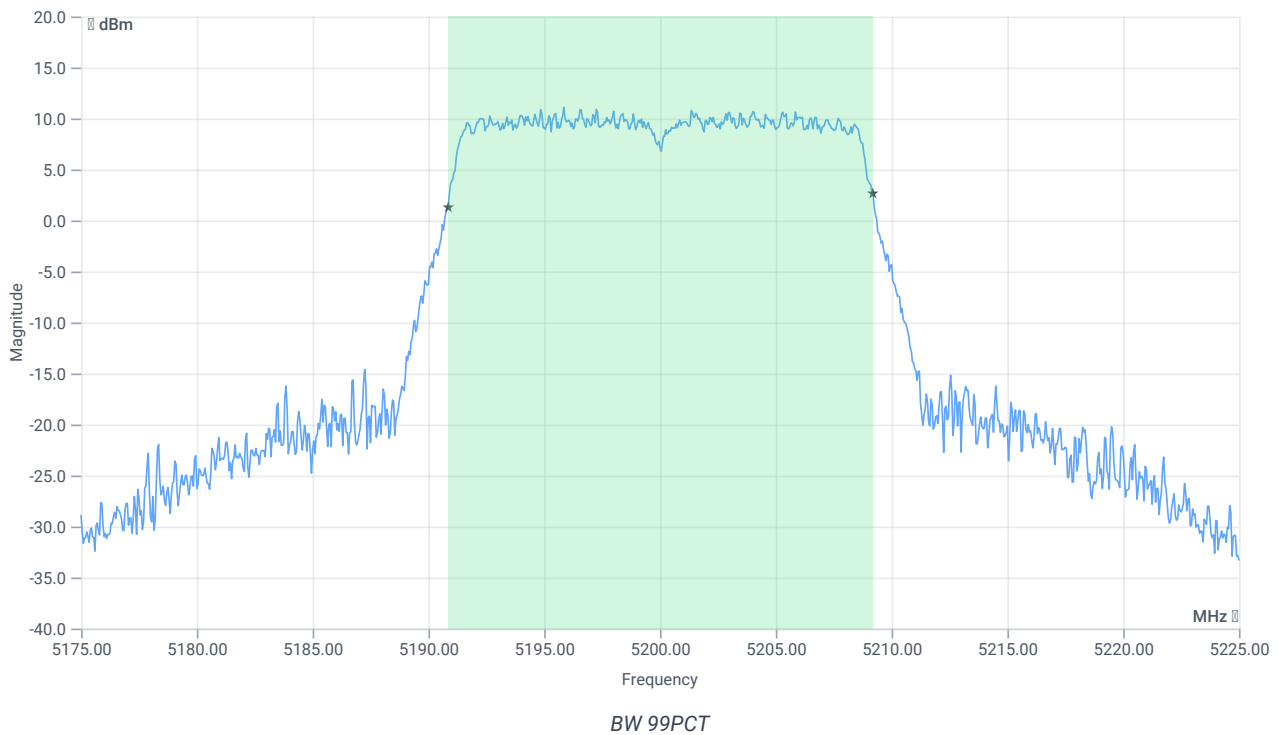
## Test at TX 5200 MHz

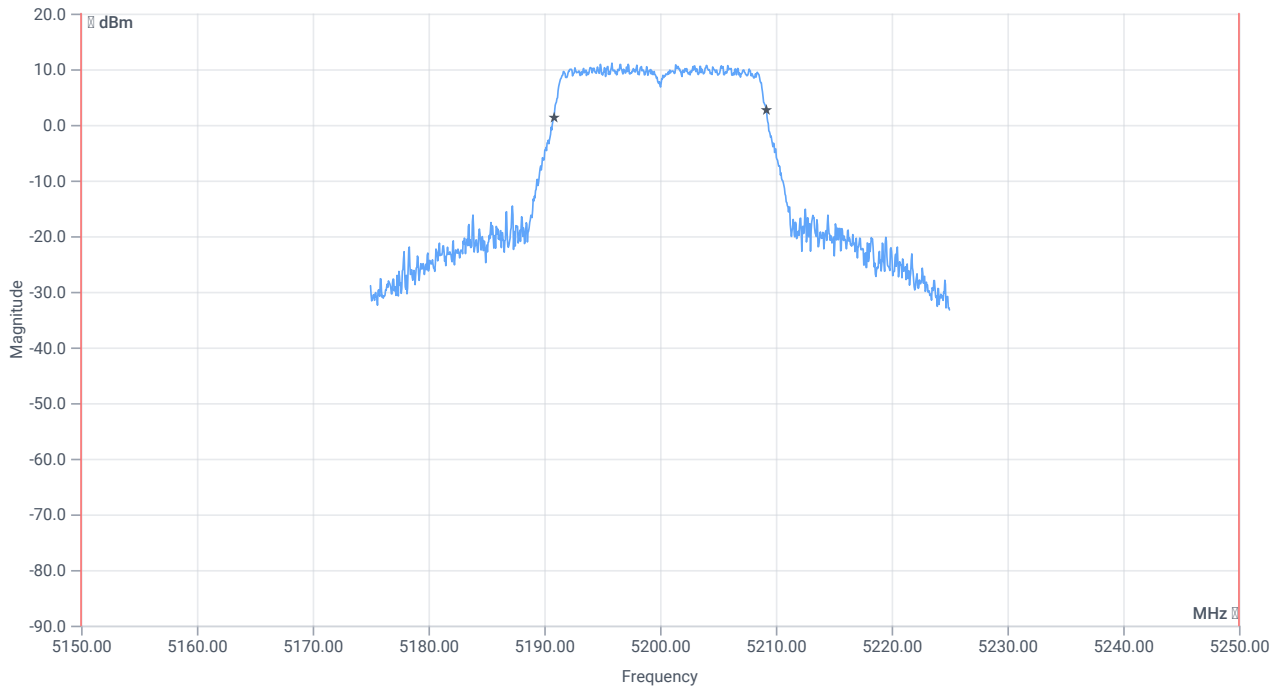
RESULT: Reference Power cond.

Test Description	Lower Limit	Upper Limit	Measured	Unit	Verdict
Ref. Power 1MHz/1MHz cond.	--	--	15.75	dBm	INFO
Ref. Frequency	--	--	5202.200	MHz	INFO

### READ SA SETTINGS:

RefLevel [dBm]   RefLevelOffset [dB]   InpAtt [dB]	23.75   16.41   25
Start [MHz]   Stop [MHz]	5175.000   5225.000
RBW [MHz]   VBW [MHz]	0.300000   1.000000
Detector   TraceMode	POS   MAXH
Sweep: Time [ms]   Count   Points per Section   Type	1   2500   1001   SWE

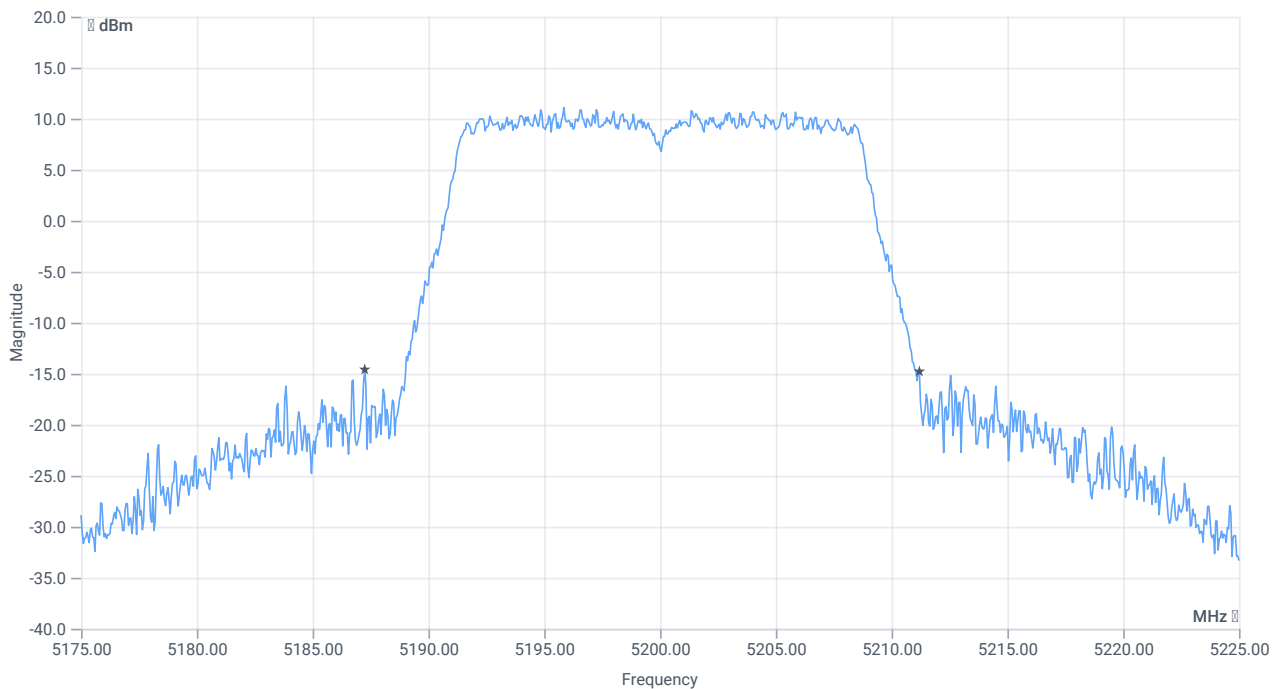




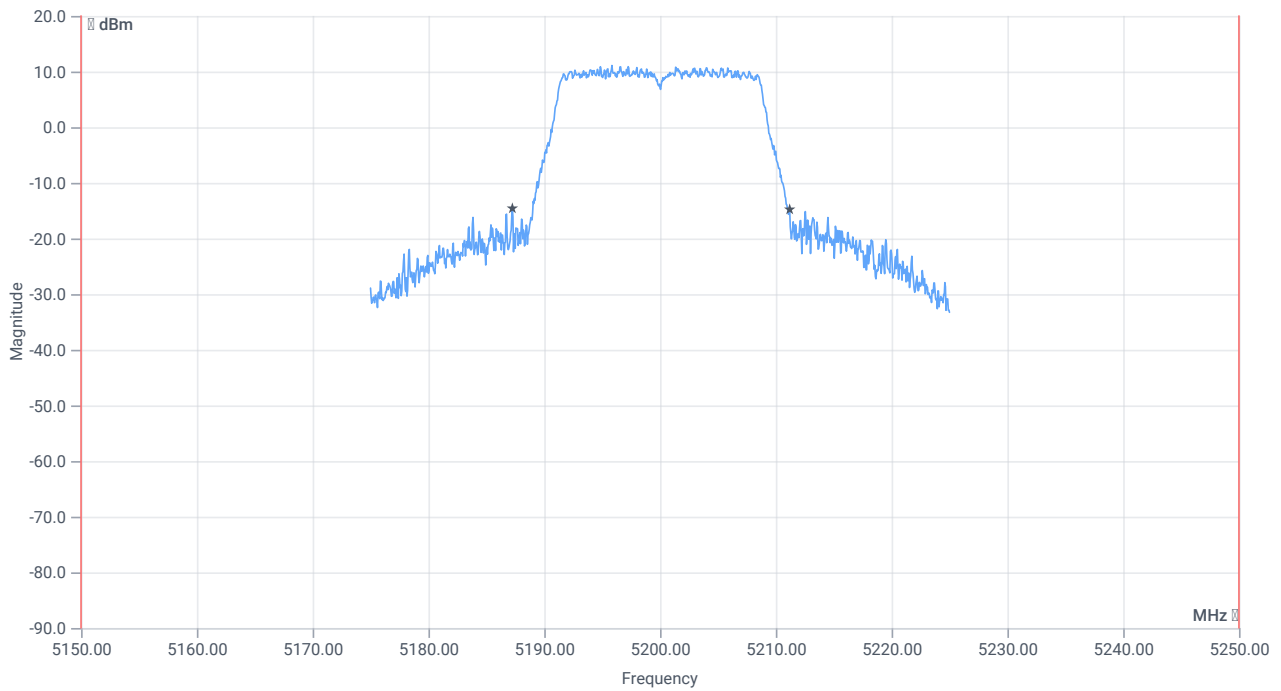
BW within Band 99PCT

## RESULT

Test Description	Lower Limit	Upper Limit	Measured	Unit	Verdict
Bandwidth 99%	--	--	18.332	MHz	INFO
T1 99%	5150.000000	--	5190.8591	MHz	PASS
T2 99%	--	5250.000000	5209.1908	MHz	PASS



BW 26dB



BW within Band 26dB

RESULT

Test Description	Lower Limit	Upper Limit	Measured	Unit	Verdict
Bandwidth 26dB	---	---	23.95	MHz	INFO
T1 26dB	5150.000000	---	5187.2500	MHz	PASS
T2 26dB	---	5250.000000	5211.2000	MHz	PASS

Verdict

PASS

# FCC 15.407 # Max output power and psd ~ WLAN5Gx n-HT20 mode U-NII-1

## Test References

TC Start	15.03.2023 09:39:24
Ambit Temp [°C]   Humidity [rel%]	22.1   34
System Version	3.5.0.9
Test Specification	FCC 15.407 -
Test Method	KDB789033 D02, F, E.2.e.
TC Version	0.0.1
My Description	FCC 15.407 Max Output Power & PSD - WLAN5Gx n-HT20 mode U-NII-1
Add. Information	

## EUT Common Settings WLAN5Gx

Number of Antenna Ports	2
User Interaction	No
Device Class UNII_1	Client
Limit W52 Japan	Standard

## Test Parameter

Technology to test	WLAN5Gx n-HT20 mode
Antenna Port used	2
Temperature	nom
Voltage	nom
Frequency low to test	False   Freq [MHz] 5180
Frequency mid to test	True   Freq [MHz] 5200
Frequency high to test	False   Freq [MHz] 5240
Auto Control enabled Power Supply   Climatic Box	No   No
Additional Path Loss [dB]	1.4
Switched Path	EUT - SignalingUnit - SpectrumAnalyzer

## Test Equipment

Signal analyzer,Rohde&Schwarz,FSV-40,1307.9002K40/101042,3.70
Switch matrix,CTCadvanced,SPM-4 NI DAQ,28016133,NI



## Test at TX 5200 MHz

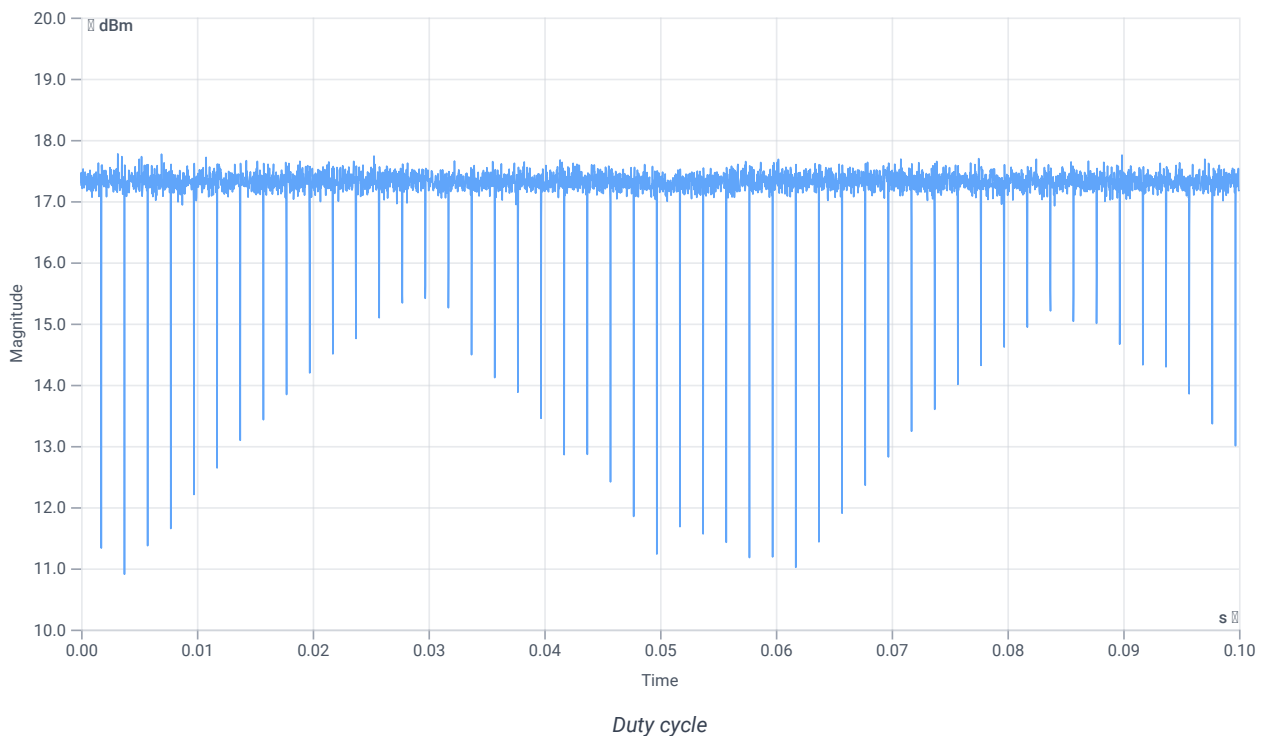
RESULT: Reference Power cond.

Test Description	Lower Limit	Upper Limit	Measured	Unit	Verdict
Ref. Power 1MHz/1MHz cond.	--	--	16.38	dBm	INFO
Ref. Frequency	--	--	5194.810	MHz	INFO

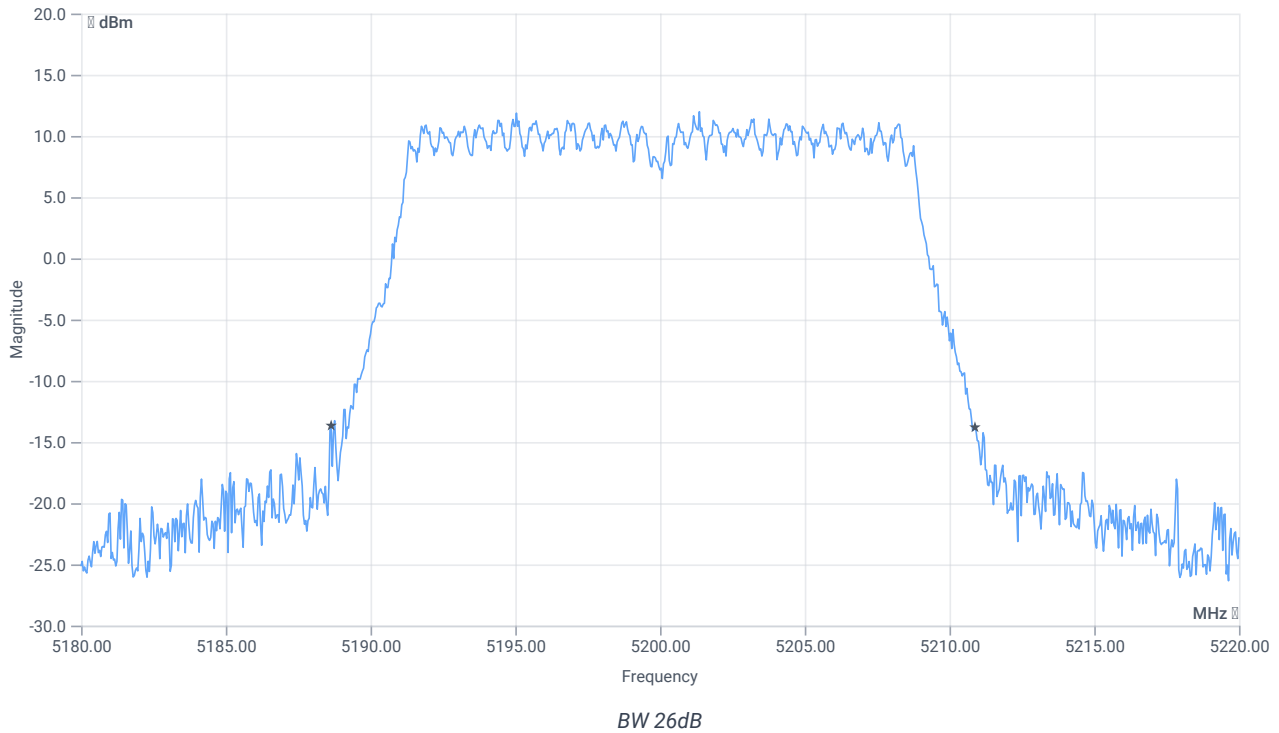
## Evaluation max. Duty Cycle

### Duty Cycle evaluation

Test Description	Lower Limit	Upper Limit	Measured	Unit	Verdict
No enough Bursts detected, Duty Cycle Burst Ratio set to 1					
Duty Cycle (Burst Ratio) max	--	--	1	--	INFO
Duty Cycle max	--	--	0	dB	INFO
Duty Cycle (Burst Ratio) min	--	--	1	--	INFO
Duty Cycle min	--	--	0	dB	INFO



## Evaluation Bandwidth



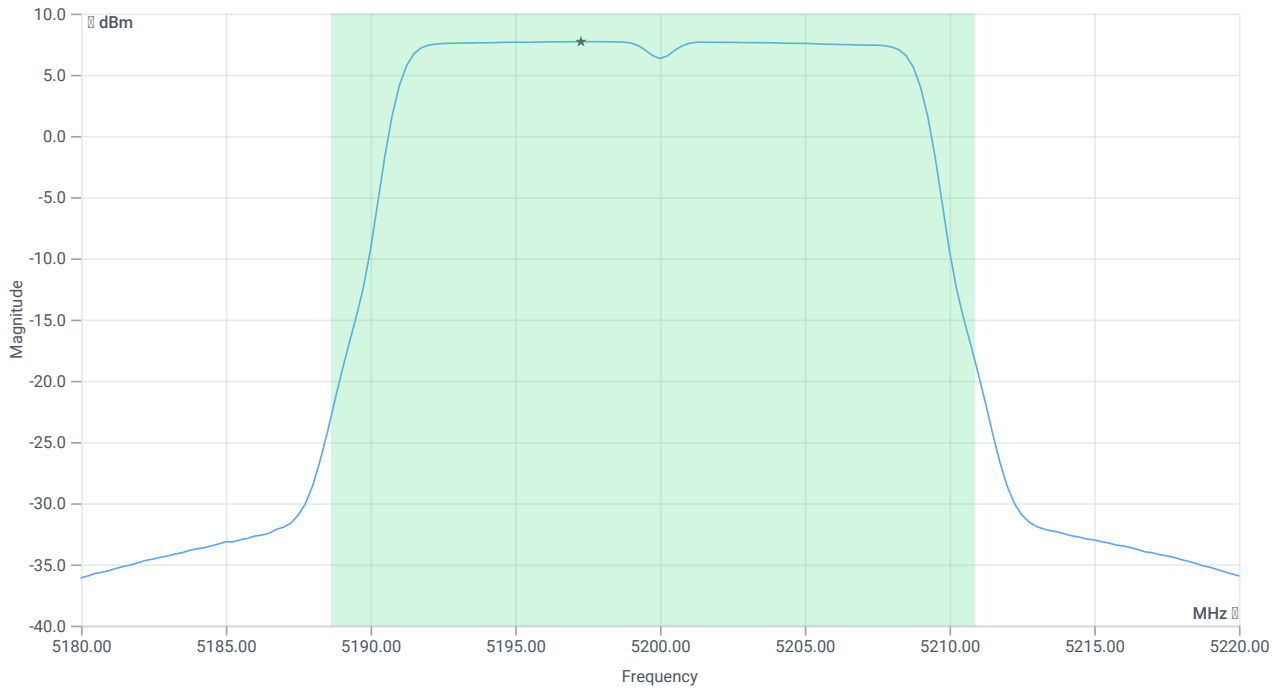
## RESULT

Test Description	Lower Limit	Upper Limit	Measured	Unit	Verdict
Bandwidth 26dB	---	---	22.24	MHz	INFO
T1 26dB	---	---	5188.6400	MHz	INFO
T2 26dB	---	---	5210.8800	MHz	INFO

## Maximum Output Power

### READ SA SETTINGS:

RefLevel [dBm]   RefLevelOffset [dB]   InpAtt [dB]	28.38   16.41   30
Start [MHz]   Stop [MHz]	5180.000   5220.000
RBW [MHz]   VBW [MHz]	1.000000   3.000000
Detector   TraceMode	RMS   MAXH
Sweep: Time [ms]   Count   Points per Section   Type	53700   1   161   SWE



Max OP and PSD

## RESULT

Test Description	Lower Limit	Upper Limit	Measured	Unit	Verdict
Max Output Power	--	--	19.75	dBm	INFO
Duty Cycle Correction	--	--	0	dB	INFO
Limit absolute					
Max Output Power DC corrected	--	24	19.75	dBm	PASS
Limit: 11 dBm + 10 log 22.24					
Max Output Power DC corrected	--	24.47	19.75	dBm	na

## Power Spectral Density

### RESULT

Test Description	Lower Limit	Upper Limit	Measured	Unit	Verdict
Power Spectral Density	--	--	7.7	dBm/1MHz	INFO
Duty Cycle Correction	--	--	0	dB	INFO
Power Spectral Density DC corrected	--	11	7.7	dBm/1MHz	PASS

Verdict

PASS

## FCC 15.407, ISED RSS247 # Bandwidths 99PCT and 26dB ~ WLAN5Gx n-HT20 mode U-NII-1

### Test References

TC Start	15.03.2023 09:40:51
Ambit Temp [°C]   Humidity [rel%]	22.0   34
System Version	3.5.0.9
Test Specification	FCC 15.407, ISED RSS247 -
Test Method	26dB Bandwidth KDB789033 D02, C.1 / ISED RSS-GEN
TC Version	0.0.1
My Description	FCC 15.407 Bandwidths - WLAN5Gx n-HT20 mode U-NII-1
Add. Information	

### EUT Common Settings WLAN5Gx

Number of Antenna Ports	2
User Interaction	No
Device Class UNII_1	Client
Limit W52 Japan	Standard

### Test Parameter

Technology to test	WLAN5Gx n-HT20 mode
Antenna Port used	2
Temperature	nom
Voltage	nom
Frequency low to test	False   Freq [MHz] 5180
Frequency mid to test	True   Freq [MHz] 5200
Frequency high to test	False   Freq [MHz] 5240
Auto Control enabled Power Supply   Climatic Box	No   No
Additional Path Loss [dB]	1.4
Switched Path	EUT - SignalingUnit - SpectrumAnalyzer

### Test Equipment

Signal analyzer,Rohde&Schwarz,FSV-40,1307.9002K40/101042,3.70
Switch matrix,CTCadvanced,SPM-4 NI DAQ,28016133,NI

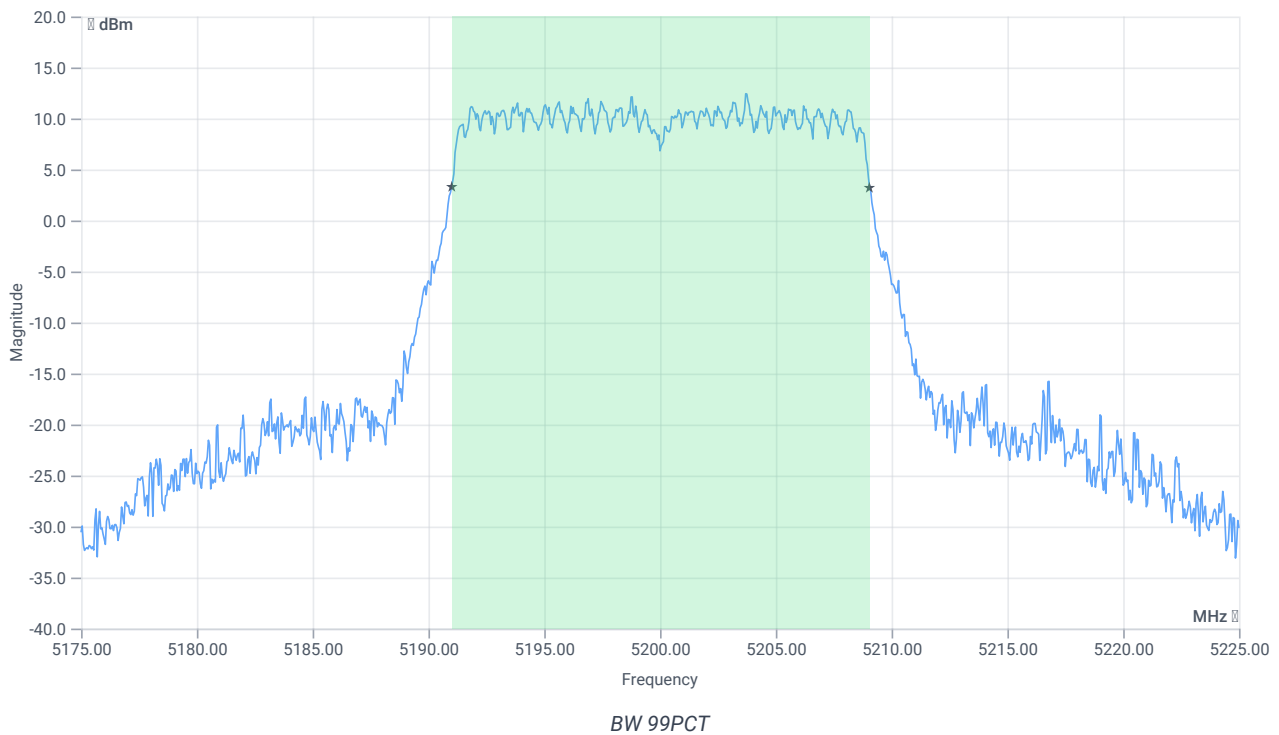
## Test at TX 5200 MHz

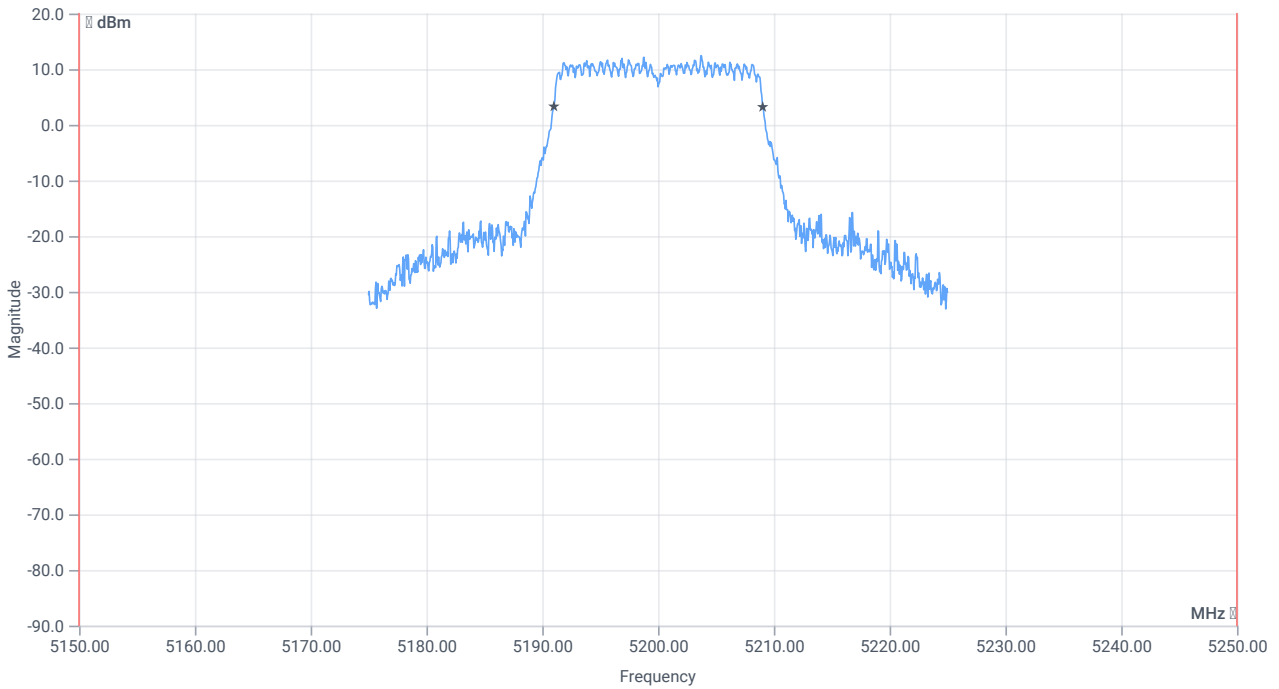
RESULT: Reference Power cond.

Test Description	Lower Limit	Upper Limit	Measured	Unit	Verdict
Ref. Power 1MHz/1MHz cond.	--	--	16.04	dBm	INFO
Ref. Frequency	--	--	5198.600	MHz	INFO

### READ SA SETTINGS:

RefLevel [dBm]   RefLevelOffset [dB]   InpAtt [dB]	24.04   16.41   25
Start [MHz]   Stop [MHz]	5175.000   5225.000
RBW [MHz]   VBW [MHz]	0.300000   1.000000
Detector   TraceMode	POS   MAXH
Sweep: Time [ms]   Count   Points per Section   Type	1   2500   1001   SWE

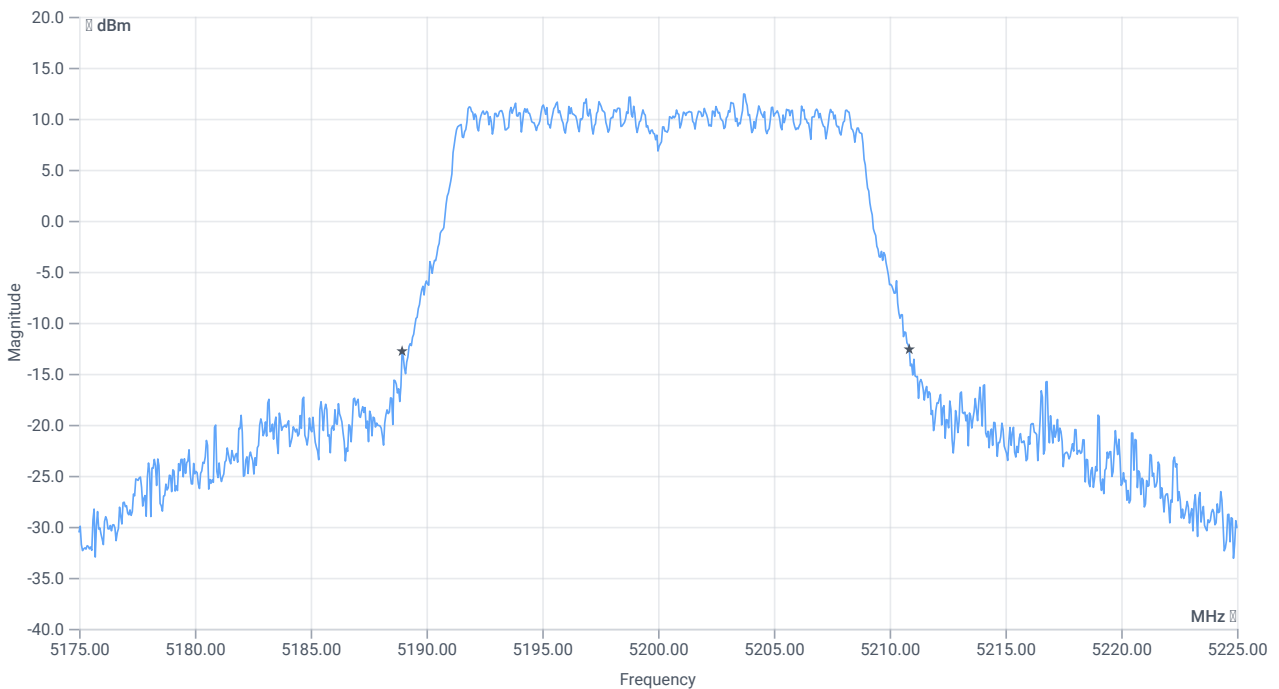




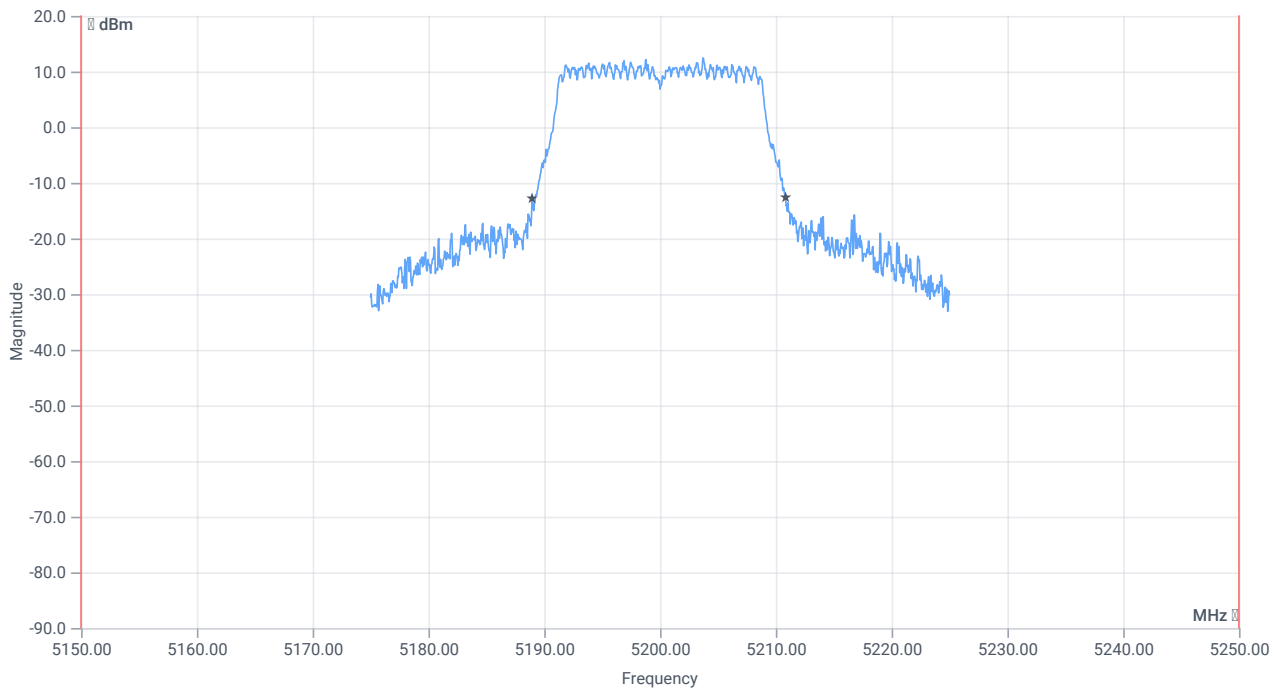
*BW within Band 99PCT*

## RESULT

Test Description	Lower Limit	Upper Limit	Measured	Unit	Verdict
Bandwidth 99%	--	--	18.032	MHz	INFO
T1 99%	5150.000000	--	5191.0090	MHz	PASS
T2 99%	--	5250.000000	5209.0410	MHz	PASS



BW 26dB



BW within Band 26dB

RESULT

Test Description	Lower Limit	Upper Limit	Measured	Unit	Verdict
Bandwidth 26dB	--	--	21.9	MHz	INFO
T1 26dB	5150.000000	--	5188.9500	MHz	PASS
T2 26dB	--	5250.000000	5210.8500	MHz	PASS

Verdict

PASS

## FCC 15.407 # MIMO $\Sigma$ Max output power and psd ~ WLAN5Gx n-HT20 mode U-NII-1

### Test References

TC Start	15.03.2023 09:41:26
Ambit Temp [°C]   Humidity [rel%]	22.1   34
System Version	3.5.0.9
Test Specification	FCC 15.407 -
Test Method	
TC Version	0.0.1
My Description	MIMO $\Sigma$ FCC Power & psd - WLAN5Gx n-HT20 mode U-NII-1
Add. Information	

### EUT Common Settings WLAN5Gx

Number of Antenna Ports	2
User Interaction	No
Device Class UNII_1	Client
Limit W52 Japan	Standard

### Test Parameter

Technology to test	WLAN5Gx n-HT20 mode
Antenna Port used	several
Temperature	nom
Voltage	nom
Frequency low to test	False   Freq [MHz] 5180
Frequency mid to test	True   Freq [MHz] 5200
Frequency high to test	False   Freq [MHz] 5240
Auto Control enabled Power Supply   Climatic Box	No   No
Additional Path Loss [dB]	1.4
Switched Path	None

### Test Equipment



## Test at TX 5200 MHz

### RESULT Power

Test Description	Lower Limit	Upper Limit	Measured	Unit	Verdict
Ant:1 Max Output Power DC corrected	--	--	19.75	dBm	INFO
Ant:1 BW 26dB	--	--	22.520	MHz	INFO
Ant:2 Max Output Power DC corrected	--	--	19.75	dBm	INFO
Ant:2 BW 26dB	--	--	22.240	MHz	INFO
Σ Limit absolute	--	24	22.76	dBm	PASS
Σ Limit: 11 dBm + 10 log 22.24	--	24.47	22.76	dBm	na

### RESULT PSD

Test Description	Lower Limit	Upper Limit	Measured	Unit	Verdict
Ant:1 PSD	--	--	7.7	dBm/1MHz	INFO
Ant:2 PSD	--	--	7.7	dBm/1MHz	INFO
Σ	--	11	10.71	dBm/1MHz	PASS

Verdict

PASS

- END OF DOCUMENT -