

Measurement Results

No.1-5761/23-01-05_Annex_MR_19

Test logging

This document is electronically signed and valid without handwritten signature.
For verification of the electronic signatures, the public keys can be requested at the testing laboratory.

Document authorized:

Marco Bertolino
Supervisor Radio Services
Radio Labs

Table of Content

EUT Information	3
# Message with SA scan ~	4
FCC 15.407 # Max output power and psd ~ WLAN5Gx ax-HE80 U-NII-1	5
FCC 15.407, ISED RSS247 # Bandwidths 99PCT and 26dB ~ WLAN5Gx ax-HE80 U-NII-1	9
FCC 15.407 # Max output power and psd ~ WLAN5Gx ax-HE80 U-NII-1	13
FCC 15.407, ISED RSS247 # Bandwidths 99PCT and 26dB ~ WLAN5Gx ax-HE80 U-NII-1	17
FCC 15.407 # MIMO Σ Max output power and psd ~ WLAN5Gx ax-HE80 U-NII-1	21

EUT Information

EUT DEFINITION

Manufacturer	Sagemcom
Type	NI
Serial Number	Config#1 (conducted)
Setup Number	1.0
Version SW	NI
Version FW	NI
Version HW	NI
Comment 1	
Comment 2	
Temperature [°C] Min	-20
Temperature [°C] Nom	20
Temperature [°C] Max	55
Voltage [V] Min	3.3
Voltage [V] Nom	3.8
Voltage [V] Max	4.2

Message with SA scan ~

Test References

TC Start	15.03.2023 15:20:06
Ambit Temp [°C] Humidity [rel%]	22.5 32
System Version	3.5.0.9
Test Specification	-
Test Method	
TC Version	0.0.1
My Description	Message with SA WLAN5Gx ax-HE80 U-NII-1
Add. Information	

Test Parameter

Switched Path	EUT - SignalingUnit - SpectrumAnalyzer
Message start	15.03.2023 15:20:07
Message	set WLAN5Gx to WLAN5Gx ax-HE80 U-NII-1, Frequency [MHz] 5210 ,

Test Equipment

Signal analyzer,Rohde&Schwarz,FSV-40,1307.9002K40/101042,3.70
Switch matrix,CTCadvanced,SPM-4 NI DAQ,28016133,NI

Verdict

INFO

FCC 15.407 # Max output power and psd ~ WLAN5Gx ax-HE80 U-NII-1

Test References

TC Start	15.03.2023 15:21:03
Ambit Temp [°C] Humidity [rel%]	22.5 32
System Version	3.5.0.9
Test Specification	FCC 15.407 -
Test Method	KDB789033 D02, F, E.2.e.
TC Version	0.0.1
My Description	FCC 15.407 Max Output Power & PSD - WLAN5Gx ax-HE80 U-NII-1
Add. Information	

EUT Common Settings WLAN5Gx

Number of Antenna Ports	2
User Interaction	No
Device Class UNII_1	Client
Limit W52 Japan	Standard

Test Parameter

Technology to test	WLAN5Gx ax-HE80
Antenna Port used	1
Temperature	nom
Voltage	nom
Frequency low to test	False Freq [MHz] 0
Frequency mid to test	True Freq [MHz] 5210
Frequency high to test	False Freq [MHz] 0
Auto Control enabled Power Supply Climatic Box	No No
Additional Path Loss [dB]	1.4
Switched Path	EUT - SignalingUnit - SpectrumAnalyzer

Test Equipment

Signal analyzer,Rohde&Schwarz,FSV-40,1307.9002K40/101042,3.70
Switch matrix,CTCadvanced,SPM-4 NI DAQ,28016133,NI

Test at TX 5210 MHz

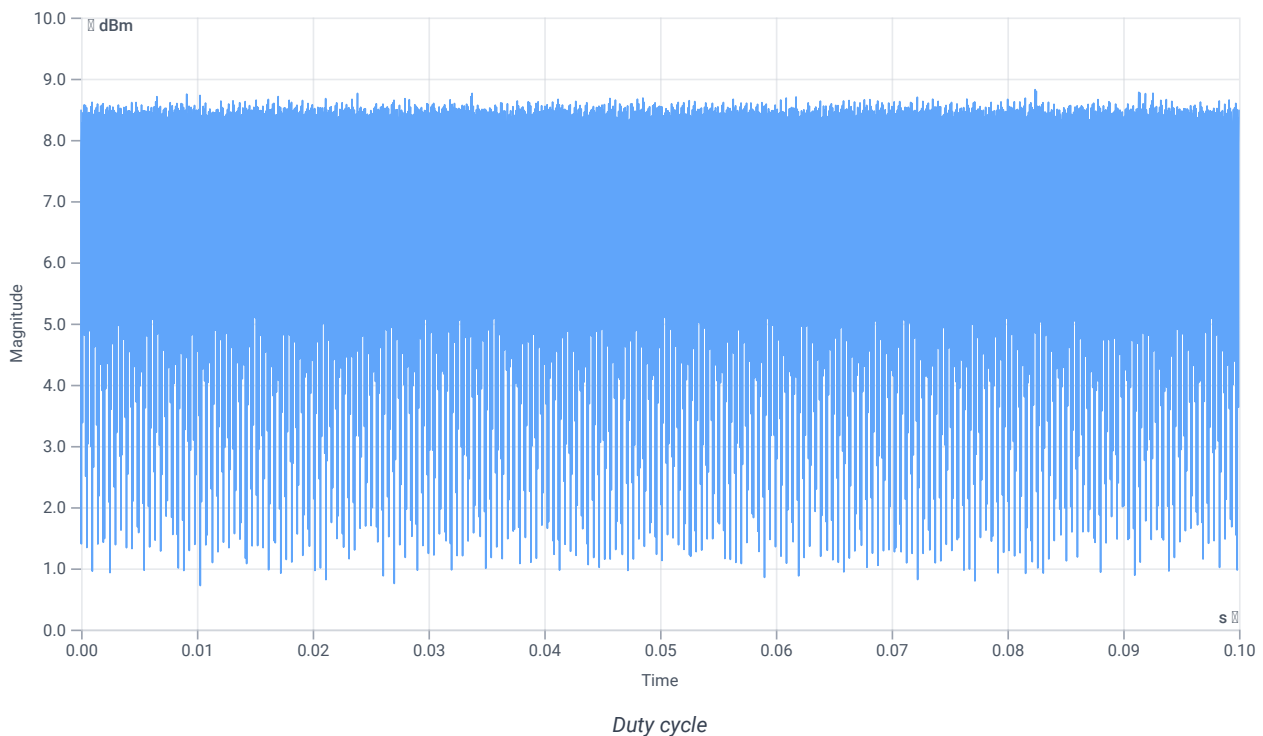
RESULT: Reference Power cond.

Test Description	Lower Limit	Upper Limit	Measured	Unit	Verdict
Ref. Power 1MHz/1MHz cond.	--	--	10.66	dBm	INFO
Ref. Frequency	--	--	5199.010	MHz	INFO

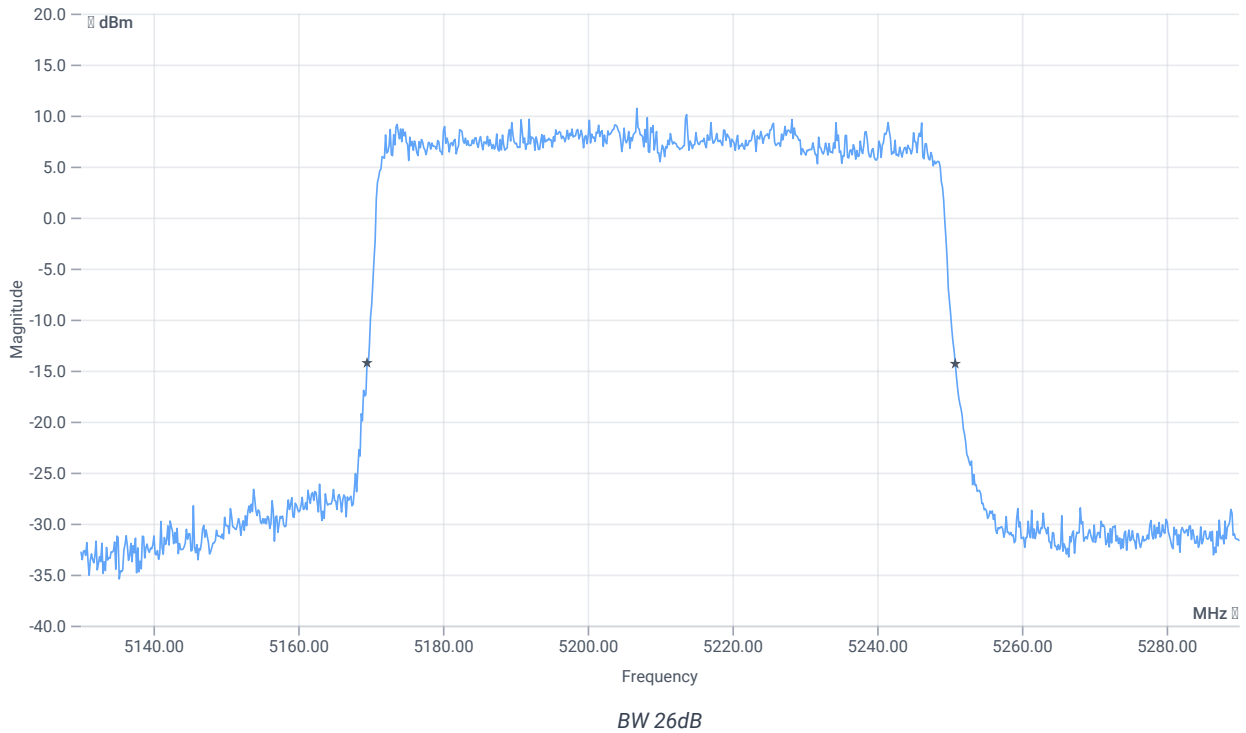
Evaluation max. Duty Cycle

Duty Cycle evaluation

Test Description	Lower Limit	Upper Limit	Measured	Unit	Verdict
No enough Bursts detected, Duty Cycle Burst Ratio set to 1					
Duty Cycle (Burst Ratio) max	--	--	1	--	INFO
Duty Cycle max	--	--	0	dB	INFO
Duty Cycle (Burst Ratio) min	--	--	1	--	INFO
Duty Cycle min	--	--	0	dB	INFO



Evaluation Bandwidth



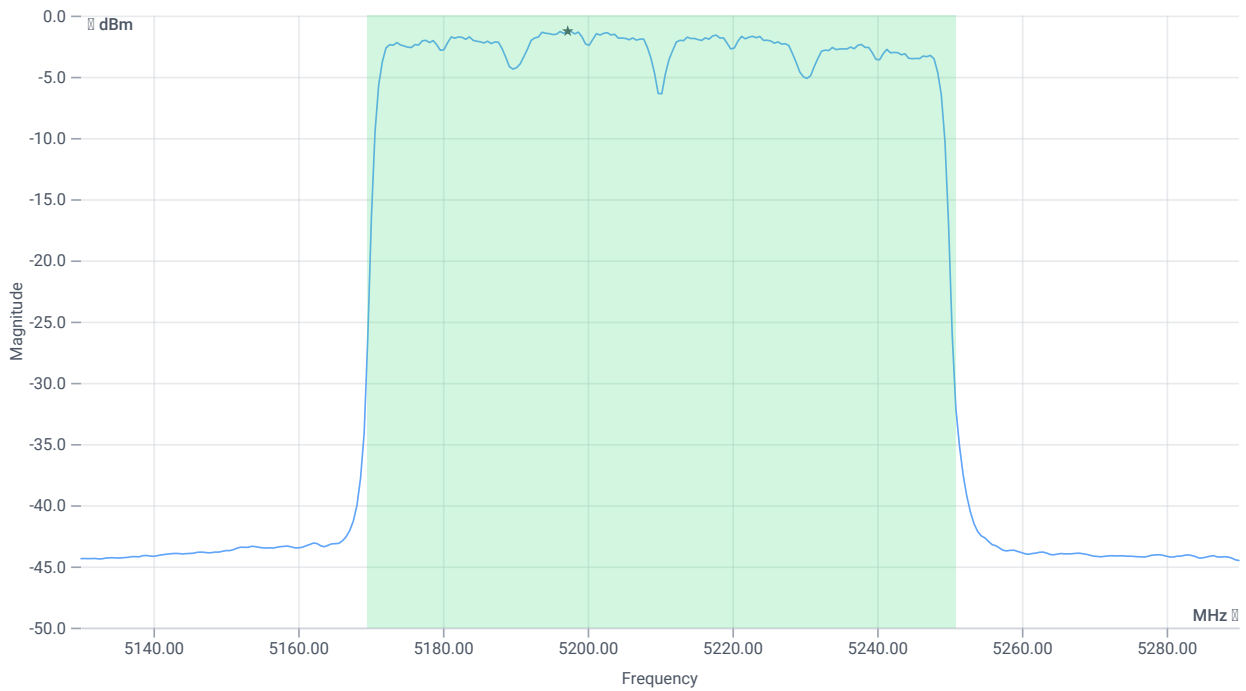
RESULT

Test Description	Lower Limit	Upper Limit	Measured	Unit	Verdict
Bandwidth 26dB	---	---	81.28	MHz	INFO
T1 26dB	---	---	5169.5200	MHz	INFO
T2 26dB	---	---	5250.8000	MHz	INFO

Maximum Output Power

READ SA SETTINGS:

RefLevel [dBm] RefLevelOffset [dB] InpAtt [dB]	22.66 16.4 25
Start [MHz] Stop [MHz]	5130.000 5290.000
RBW [MHz] VBW [MHz]	1.000000 3.000000
Detector TraceMode	RMS MAXH
Sweep: Time [ms] Count Points per Section Type	107000 1 320 SWE



Max OP and PSD

RESULT

Test Description	Lower Limit	Upper Limit	Measured	Unit	Verdict
Max Output Power	--	--	16.18	dBm	INFO
Duty Cycle Correction	--	--	0	dB	INFO
Limit absolute					
Max Output Power DC corrected	--	24	16.18	dBm	PASS
Limit: 11 dBm + 10 log 81.28					
Max Output Power DC corrected	--	30.1	16.18	dBm	na

Power Spectral Density

RESULT

Test Description	Lower Limit	Upper Limit	Measured	Unit	Verdict
Power Spectral Density	--	--	-1.28	dBm/1MHz	INFO
Duty Cycle Correction	--	--	0	dB	INFO
Power Spectral Density DC corrected	--	11	-1.28	dBm/1MHz	PASS

Verdict

PASS

FCC 15.407, ISED RSS247 # Bandwidths 99PCT and 26dB ~ WLAN5Gx ax-HE80 U-NII-1

Test References

TC Start	15.03.2023 15:23:33
Ambit Temp [°C] Humidity [rel%]	22.5 32
System Version	3.5.0.9
Test Specification	FCC 15.407, ISED RSS247 -
Test Method	26dB Bandwidth KDB789033 D02, C.1 / ISED RSS-GEN
TC Version	0.0.1
My Description	FCC 15.407 Bandwidths - WLAN5Gx ax-HE80 U-NII-1
Add. Information	

EUT Common Settings WLAN5Gx

Number of Antenna Ports	2
User Interaction	No
Device Class UNII_1	Client
Limit W52 Japan	Standard

Test Parameter

Technology to test	WLAN5Gx ax-HE80
Antenna Port used	1
Temperature	nom
Voltage	nom
Frequency low to test	False Freq [MHz] 0
Frequency mid to test	True Freq [MHz] 5210
Frequency high to test	False Freq [MHz] 0
Auto Control enabled Power Supply Climatic Box	No No
Additional Path Loss [dB]	1.4
Switched Path	EUT - SignalingUnit - SpectrumAnalyzer

Test Equipment

Signal analyzer,Rohde&Schwarz,FSV-40,1307.9002K40/101042,3.70
Switch matrix,CTCadvanced,SPM-4 NI DAQ,28016133,NI

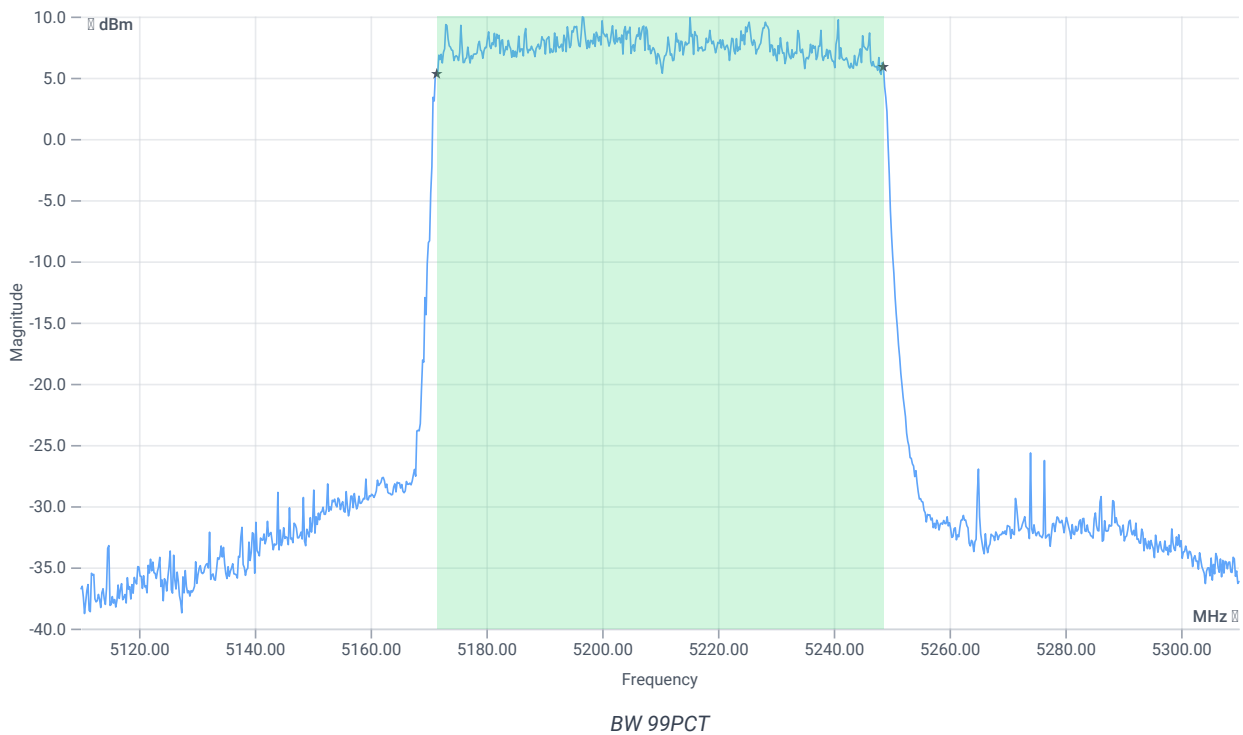
Test at TX 5210 MHz

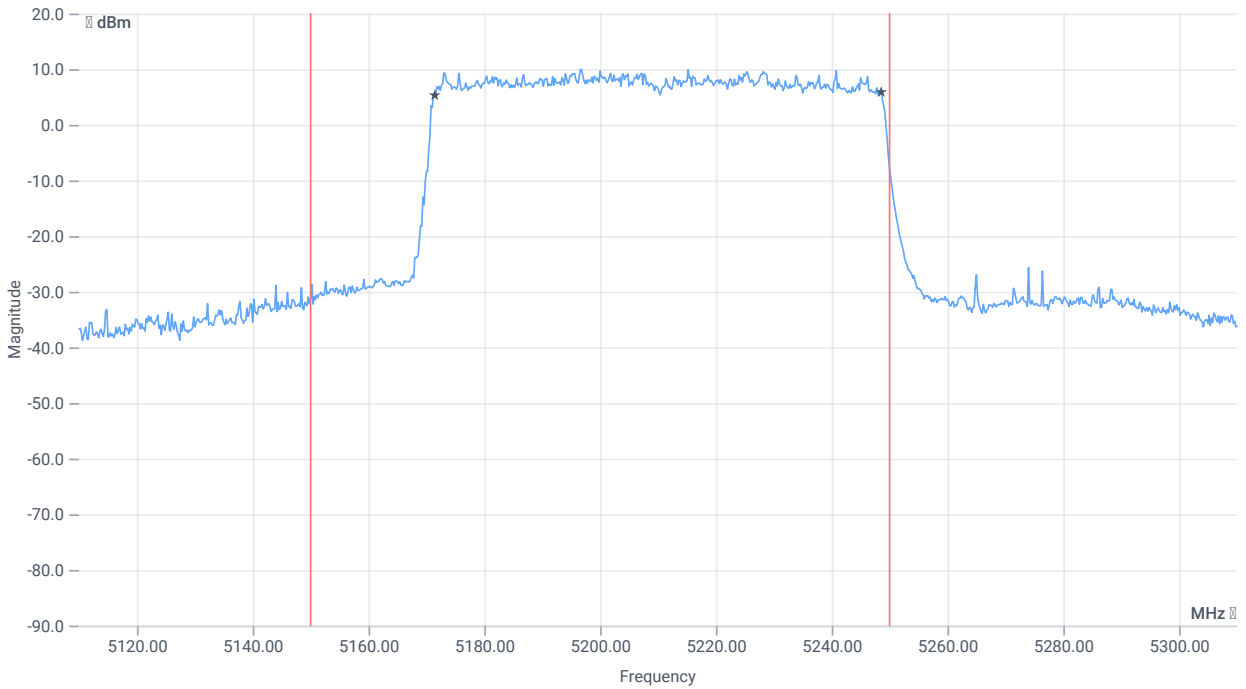
RESULT: Reference Power cond.

Test Description	Lower Limit	Upper Limit	Measured	Unit	Verdict
Ref. Power 1MHz/1MHz cond.	--	--	9.04	dBm	INFO
Ref. Frequency	--	--	5220.990	MHz	INFO

READ SA SETTINGS:

RefLevel [dBm] RefLevelOffset [dB] InpAtt [dB]	17.04 16.4 20
Start [MHz] Stop [MHz]	5110.000 5310.000
RBW [MHz] VBW [MHz]	1.000000 5.000000
Detector TraceMode	POS MAXH
Sweep: Time [ms] Count Points per Section Type	1 2500 1001 SWE

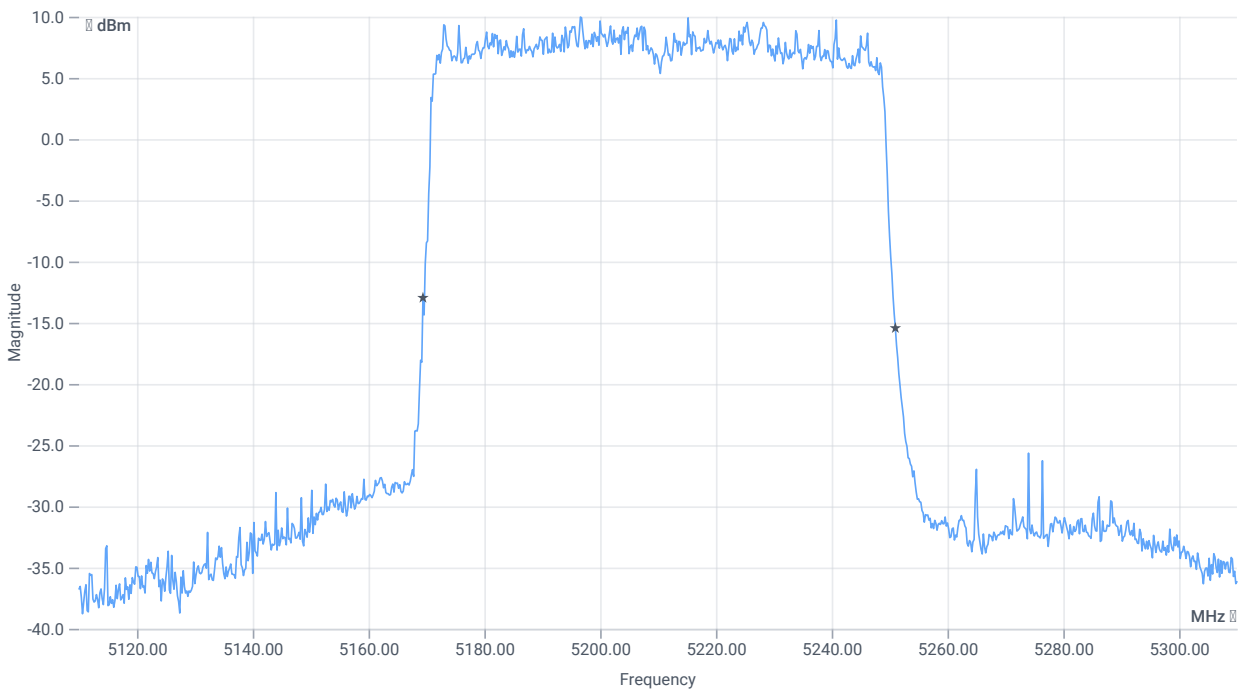




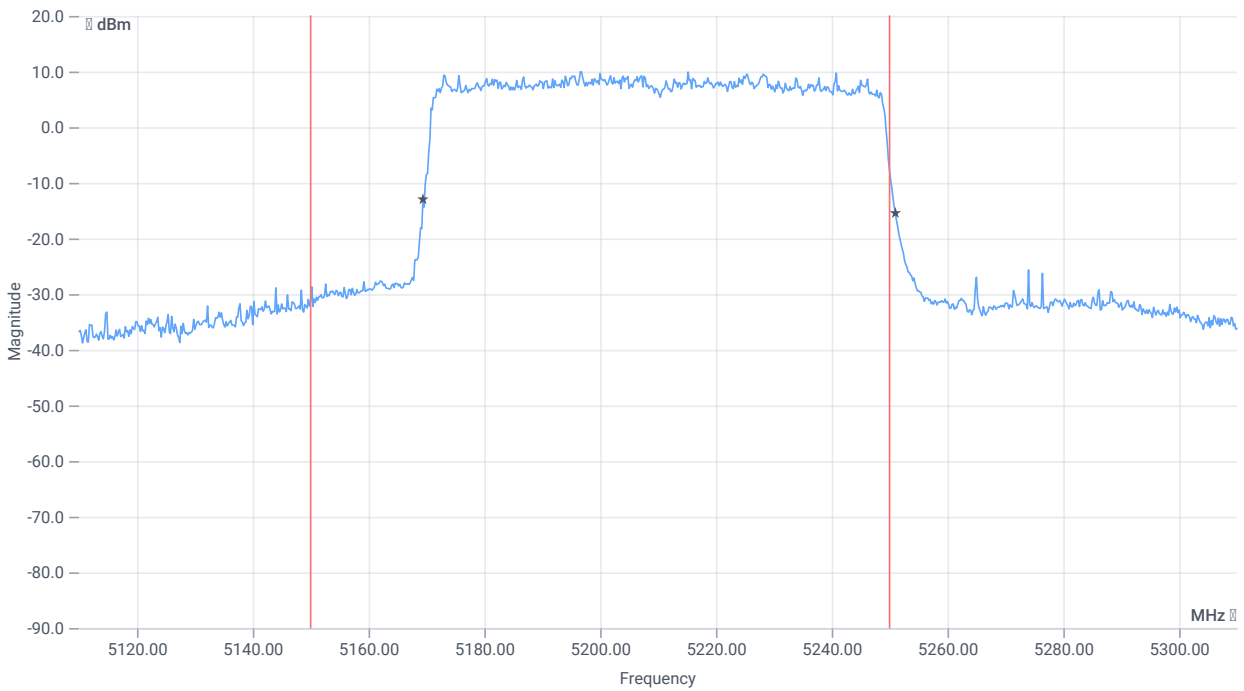
BW within Band 99PCT

RESULT

Test Description	Lower Limit	Upper Limit	Measured	Unit	Verdict
Bandwidth 99%	--	--	77.123	MHz	INFO
T1 99%	5150.000000	--	5171.4386	MHz	PASS
T2 99%	--	5250.000000	5248.5614	MHz	PASS



BW 26dB



BW within Band 26dB

RESULT

Test Description	Lower Limit	Upper Limit	Measured	Unit	Verdict
Bandwidth 26dB	---	---	81.6	MHz	INFO
T1 26dB	5150.000000	---	5169.4000	MHz	PASS
T2 26dB	---	5250.000000	5251.0000	MHz	DFS required

Verdict

PASS

FCC 15.407 # Max output power and psd ~ WLAN5Gx ax-HE80 U-NII-1

Test References

TC Start	15.03.2023 15:24:16
Ambit Temp [°C] Humidity [rel%]	22.5 32
System Version	3.5.0.9
Test Specification	FCC 15.407 -
Test Method	KDB789033 D02, F, E.2.e.
TC Version	0.0.1
My Description	FCC 15.407 Max Output Power & PSD - WLAN5Gx ax-HE80 U-NII-1
Add. Information	

EUT Common Settings WLAN5Gx

Number of Antenna Ports	2
User Interaction	No
Device Class UNII_1	Client
Limit W52 Japan	Standard

Test Parameter

Technology to test	WLAN5Gx ax-HE80
Antenna Port used	2
Temperature	nom
Voltage	nom
Frequency low to test	False Freq [MHz] 0
Frequency mid to test	True Freq [MHz] 5210
Frequency high to test	False Freq [MHz] 0
Auto Control enabled Power Supply Climatic Box	No No
Additional Path Loss [dB]	1.4
Switched Path	EUT - SignalingUnit - SpectrumAnalyzer

Test Equipment

Signal analyzer,Rohde&Schwarz,FSV-40,1307.9002K40/101042,3.70
Switch matrix,CTCadvanced,SPM-4 NI DAQ,28016133,NI

Test at TX 5210 MHz

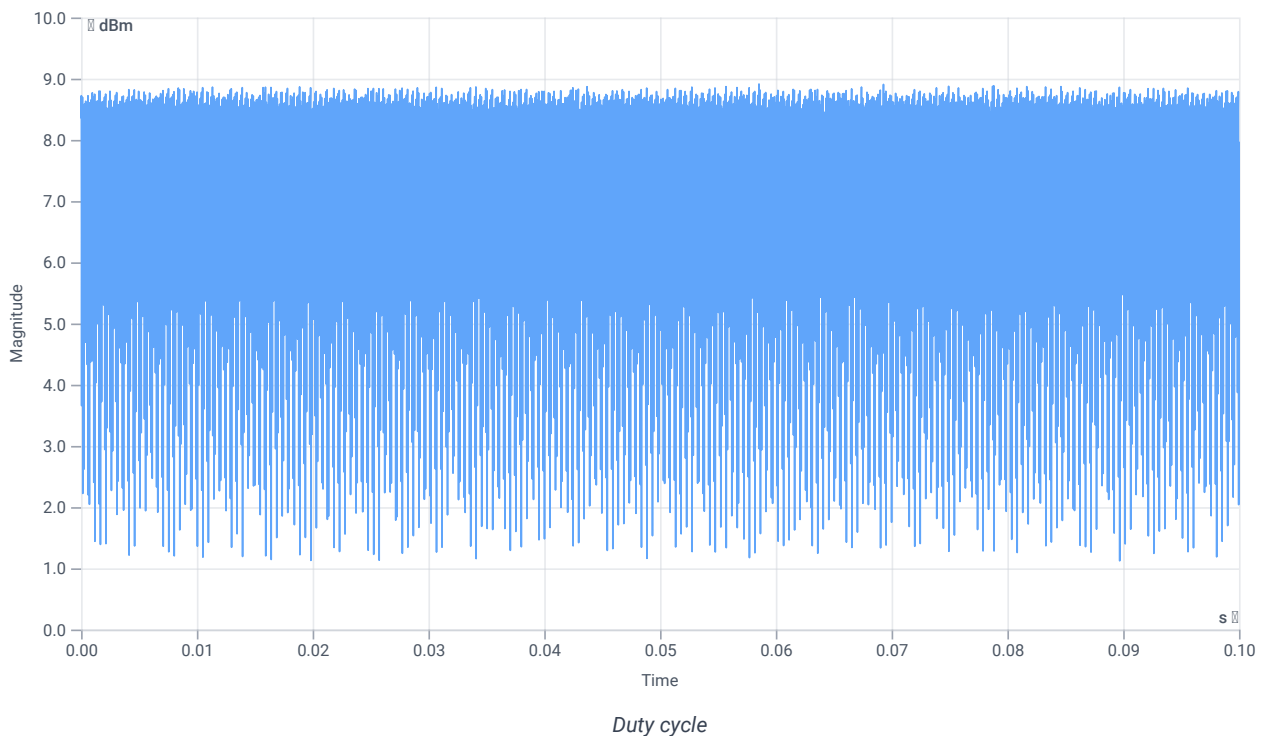
RESULT: Reference Power cond.

Test Description	Lower Limit	Upper Limit	Measured	Unit	Verdict
Ref. Power 1MHz/1MHz cond.	--	--	7.94	dBm	INFO
Ref. Frequency	--	--	5202.210	MHz	INFO

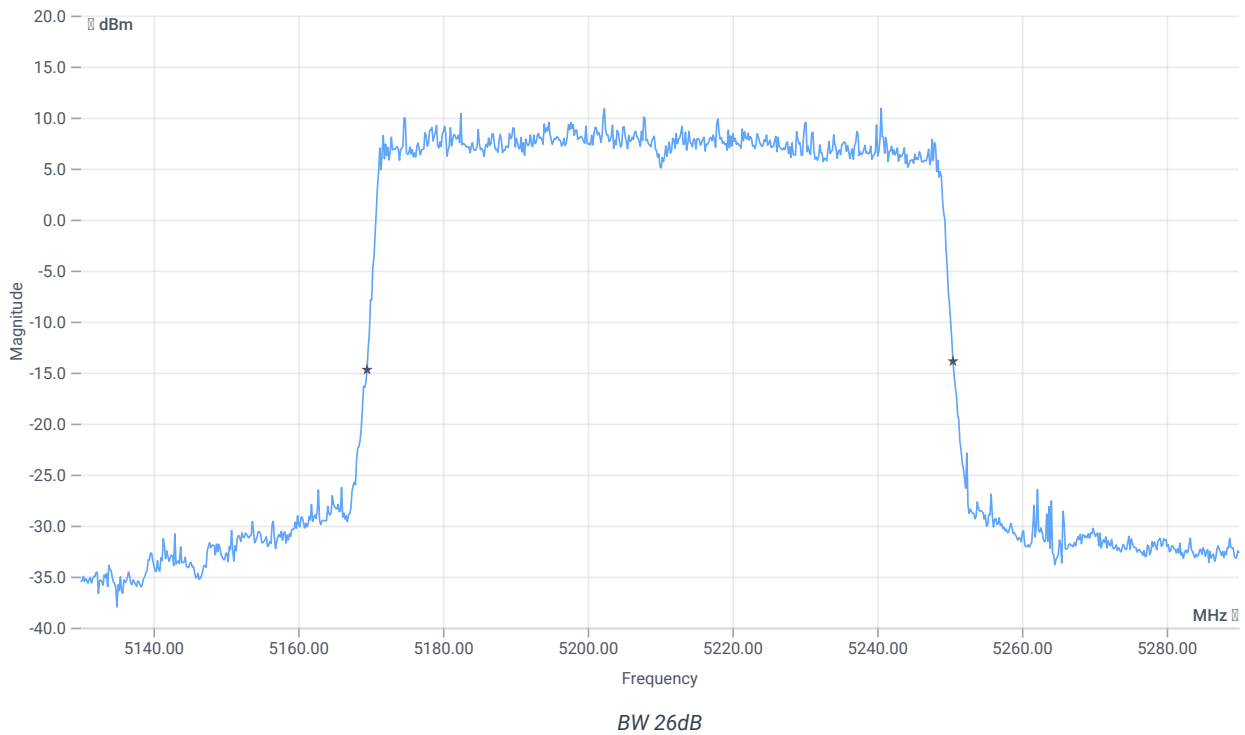
Evaluation max. Duty Cycle

Duty Cycle evaluation

Test Description	Lower Limit	Upper Limit	Measured	Unit	Verdict
No enough Bursts detected, Duty Cycle Burst Ratio set to 1					
Duty Cycle (Burst Ratio) max	--	--	1	--	INFO
Duty Cycle max	--	--	0	dB	INFO
Duty Cycle (Burst Ratio) min	--	--	1	--	INFO
Duty Cycle min	--	--	0	dB	INFO



Evaluation Bandwidth



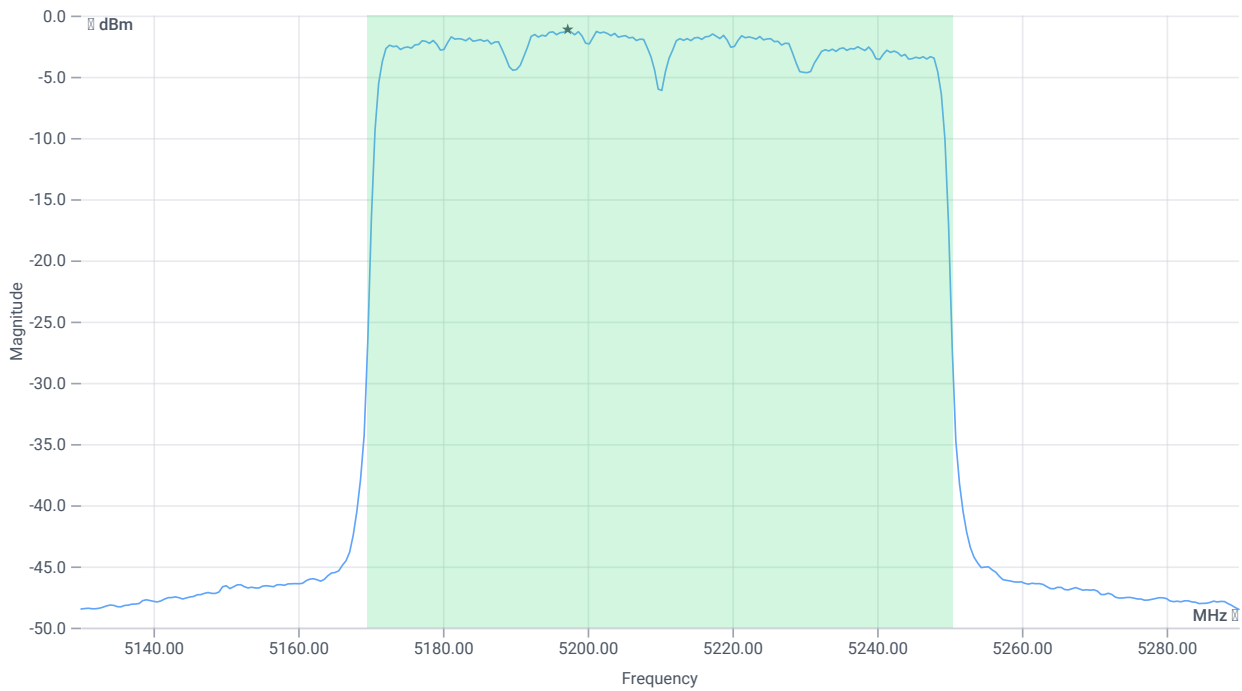
RESULT

Test Description	Lower Limit	Upper Limit	Measured	Unit	Verdict
Bandwidth 26dB	---	---	80.96	MHz	INFO
T1 26dB	---	---	5169.5200	MHz	INFO
T2 26dB	---	---	5250.4800	MHz	INFO

Maximum Output Power

READ SA SETTINGS:

RefLevel [dBm] RefLevelOffset [dB] InpAtt [dB]	19.94 16.4 20
Start [MHz] Stop [MHz]	5130.000 5290.000
RBW [MHz] VBW [MHz]	1.000000 3.000000
Detector TraceMode	RMS MAXH
Sweep: Time [ms] Count Points per Section Type	107000 1 320 SWE



Max OP and PSD

RESULT

Test Description	Lower Limit	Upper Limit	Measured	Unit	Verdict
Max Output Power	--	--	16.2	dBm	INFO
Duty Cycle Correction	--	--	0	dB	INFO
Limit absolute					
Max Output Power DC corrected	--	24	16.2	dBm	PASS
Limit: 11 dBm + 10 log 80.96					
Max Output Power DC corrected	--	30.08	16.2	dBm	na

Power Spectral Density

RESULT

Test Description	Lower Limit	Upper Limit	Measured	Unit	Verdict
Power Spectral Density	--	--	-1.14	dBm/1MHz	INFO
Duty Cycle Correction	--	--	0	dB	INFO
Power Spectral Density DC corrected	--	11	-1.14	dBm/1MHz	PASS

Verdict

PASS

FCC 15.407, ISED RSS247 # Bandwidths 99PCT and 26dB ~ WLAN5Gx ax-HE80 U-NII-1

Test References

TC Start	15.03.2023 15:26:46
Ambit Temp [°C] Humidity [rel%]	22.6 32
System Version	3.5.0.9
Test Specification	FCC 15.407, ISED RSS247 -
Test Method	26dB Bandwidth KDB789033 D02, C.1 / ISED RSS-GEN
TC Version	0.0.1
My Description	FCC 15.407 Bandwidths - WLAN5Gx ax-HE80 U-NII-1
Add. Information	

EUT Common Settings WLAN5Gx

Number of Antenna Ports	2
User Interaction	No
Device Class UNII_1	Client
Limit W52 Japan	Standard

Test Parameter

Technology to test	WLAN5Gx ax-HE80
Antenna Port used	2
Temperature	nom
Voltage	nom
Frequency low to test	False Freq [MHz] 0
Frequency mid to test	True Freq [MHz] 5210
Frequency high to test	False Freq [MHz] 0
Auto Control enabled Power Supply Climatic Box	No No
Additional Path Loss [dB]	1.4
Switched Path	EUT - SignalingUnit - SpectrumAnalyzer

Test Equipment

Signal analyzer,Rohde&Schwarz,FSV-40,1307.9002K40/101042,3.70
Switch matrix,CTCadvanced,SPM-4 NI DAQ,28016133,NI

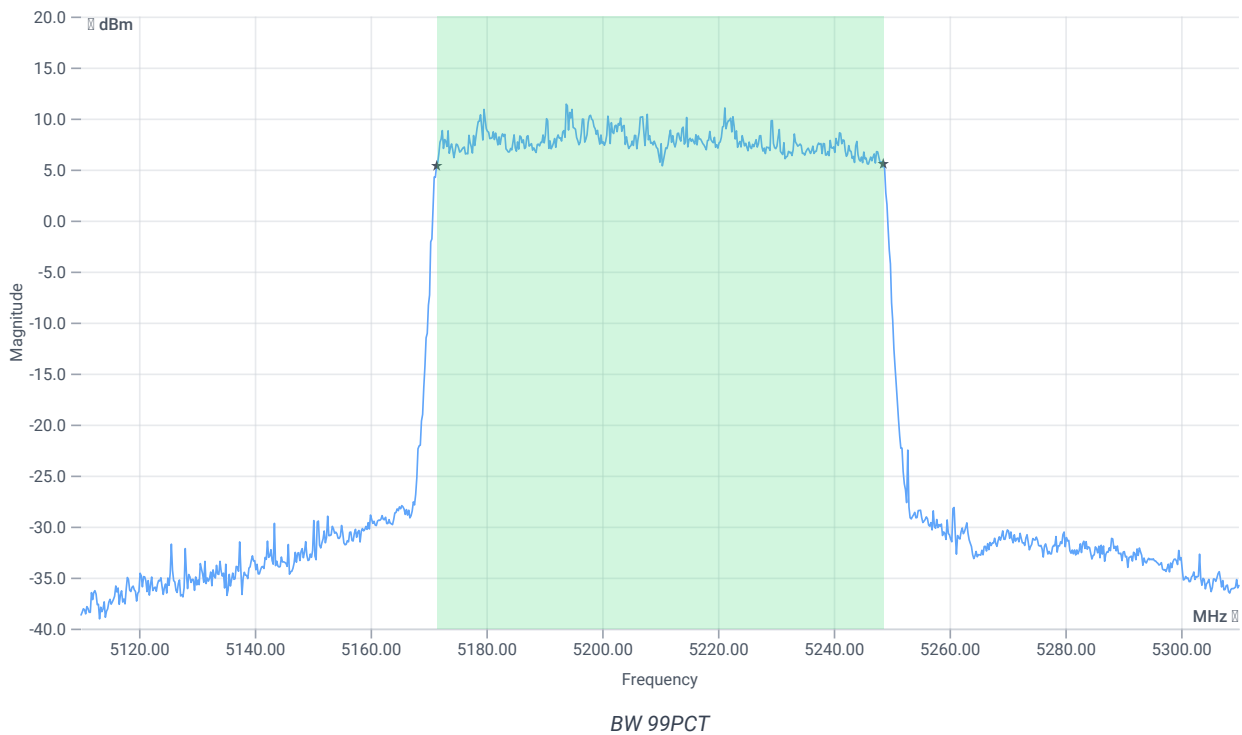
Test at TX 5210 MHz

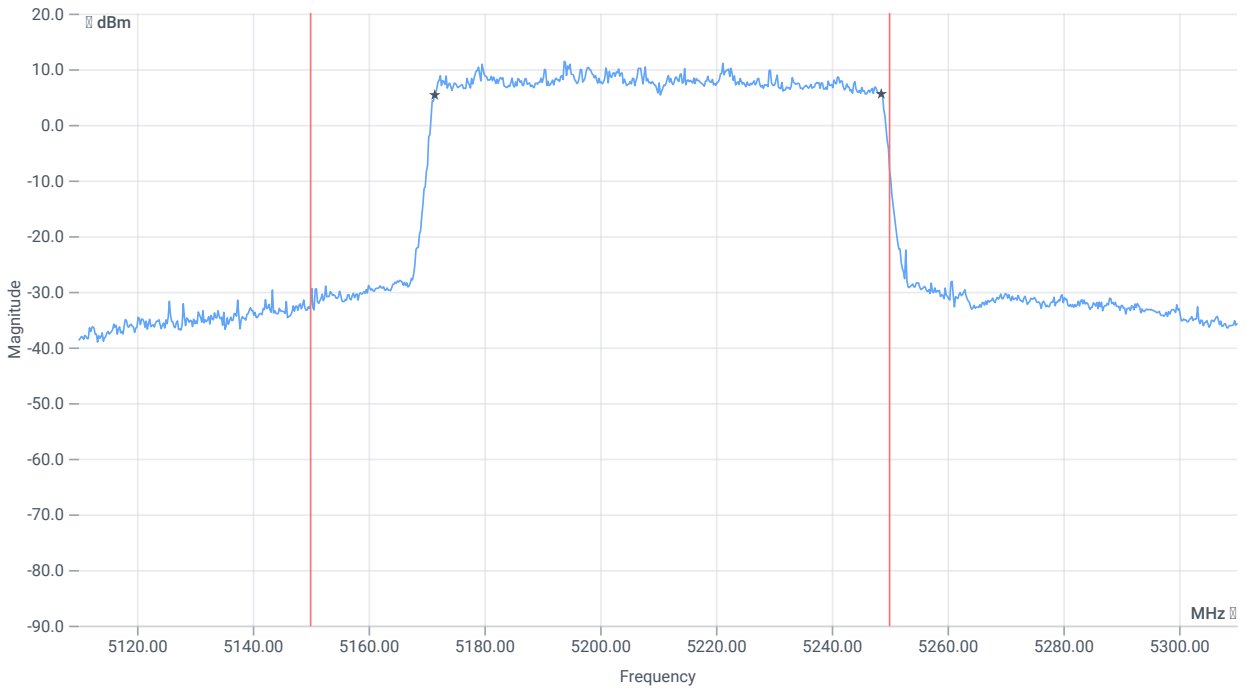
RESULT: Reference Power cond.

Test Description	Lower Limit	Upper Limit	Measured	Unit	Verdict
Ref. Power 1MHz/1MHz cond.	--	--	9.81	dBm	INFO
Ref. Frequency	--	--	5202.010	MHz	INFO

READ SA SETTINGS:

RefLevel [dBm] RefLevelOffset [dB] InpAtt [dB]	17.81 16.4 20
Start [MHz] Stop [MHz]	5110.000 5310.000
RBW [MHz] VBW [MHz]	1.000000 5.000000
Detector TraceMode	POS MAXH
Sweep: Time [ms] Count Points per Section Type	1 2500 1001 SWE

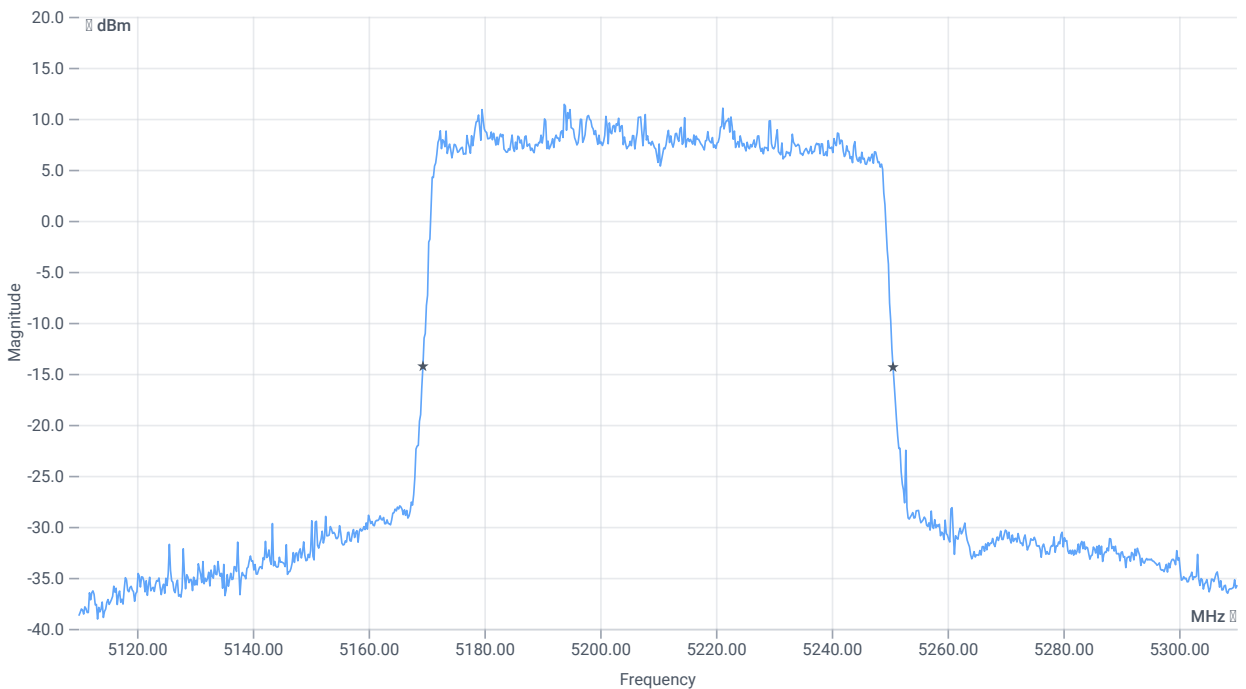




BW within Band 99PCT

RESULT

Test Description	Lower Limit	Upper Limit	Measured	Unit	Verdict
Bandwidth 99%	--	--	77.123	MHz	INFO
T1 99%	5150.000000	--	5171.4386	MHz	PASS
T2 99%	--	5250.000000	5248.5614	MHz	PASS



BW 26dB



BW within Band 26dB

RESULT

Test Description	Lower Limit	Upper Limit	Measured	Unit	Verdict
Bandwidth 26dB	--	--	81.2	MHz	INFO
T1 26dB	5150.000000	--	5169.4000	MHz	PASS
T2 26dB	--	5250.000000	5250.6000	MHz	DFS required

Verdict

PASS

FCC 15.407 # MIMO Σ Max output power and psd ~ WLAN5Gx ax-HE80 U-NII-1

Test References

TC Start	15.03.2023 15:27:29
Ambit Temp [°C] Humidity [rel%]	22.6 32
System Version	3.5.0.9
Test Specification	FCC 15.407 -
Test Method	
TC Version	0.0.1
My Description	MIMO Σ FCC Power & psd - WLAN5Gx ax-HE80 U-NII-1
Add. Information	

EUT Common Settings WLAN5Gx

Number of Antenna Ports	2
User Interaction	No
Device Class UNII_1	Client
Limit W52 Japan	Standard

Test Parameter

Technology to test	WLAN5Gx ax-HE80
Antenna Port used	several
Temperature	nom
Voltage	nom
Frequency low to test	False Freq [MHz] 0
Frequency mid to test	True Freq [MHz] 5210
Frequency high to test	False Freq [MHz] 0
Auto Control enabled Power Supply Climatic Box	No No
Additional Path Loss [dB]	1.4
Switched Path	None

Test Equipment

Test at TX 5210 MHz

RESULT Power

Test Description	Lower Limit	Upper Limit	Measured	Unit	Verdict
Ant:1 Max Output Power DC corrected	--	--	16.18	dBm	INFO
Ant:1 BW 26dB	--	--	81.280	MHz	INFO
Ant:2 Max Output Power DC corrected	--	--	16.2	dBm	INFO
Ant:2 BW 26dB	--	--	80.960	MHz	INFO
Σ Limit absolute	--	24	19.2	dBm	PASS
Σ Limit: 11 dBm + 10 log 80.96	--	30.08	19.2	dBm	na

RESULT PSD

Test Description	Lower Limit	Upper Limit	Measured	Unit	Verdict
Ant:1 PSD	--	--	-1.28	dBm/1MHz	INFO
Ant:2 PSD	--	--	-1.14	dBm/1MHz	INFO
Σ	--	11	1.8	dBm/1MHz	PASS

Verdict

PASS

- END OF DOCUMENT -