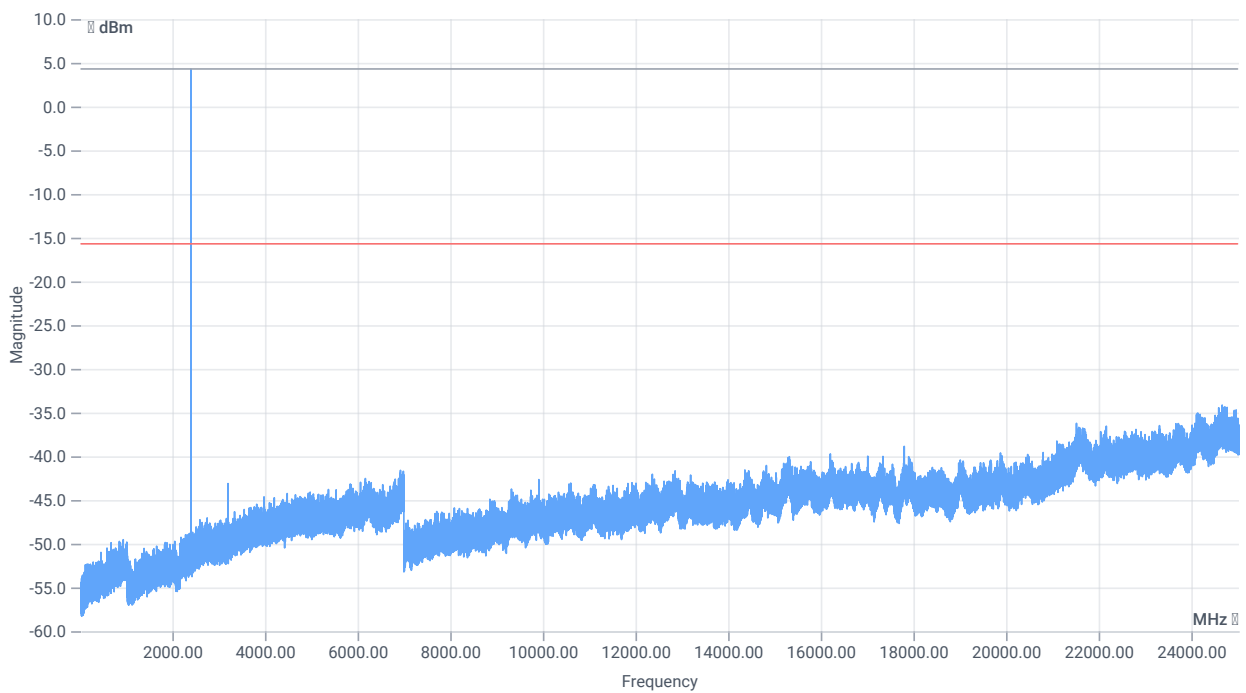


Test at TX 2402 MHz

RESULT: Reference Power cond.

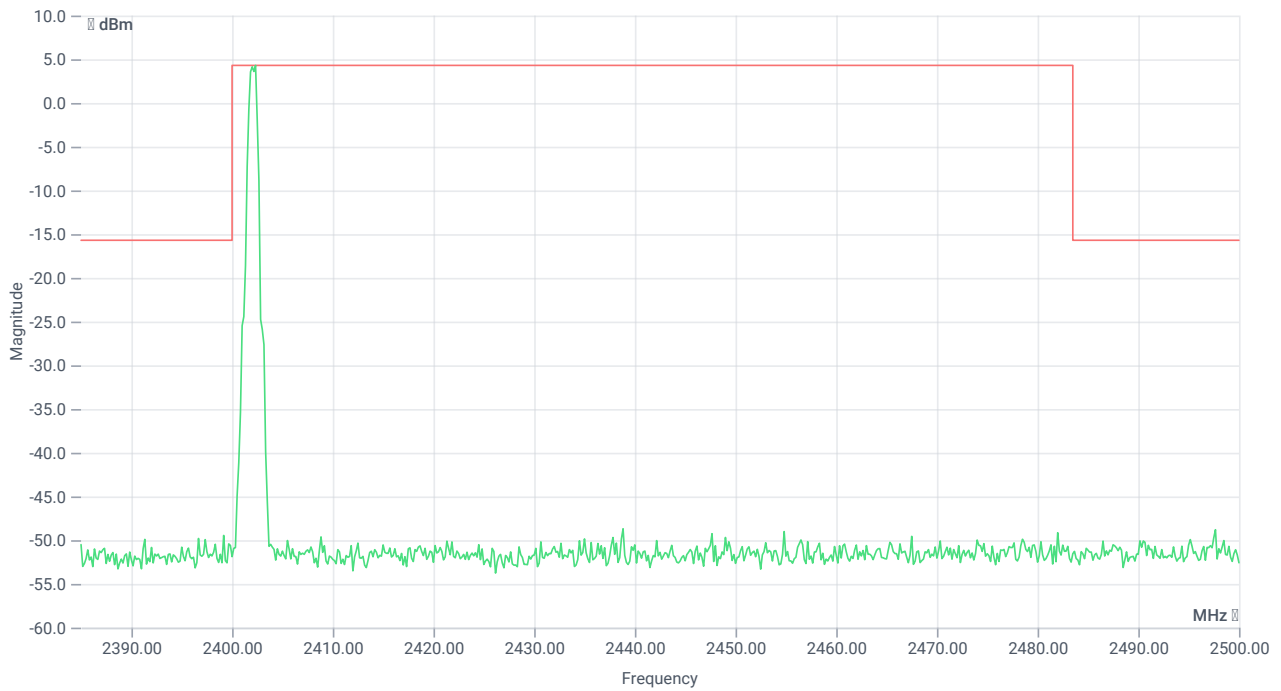
Test Description	Lower Limit	Upper Limit	Measured	Unit	Verdict
Ref. Power 1MHz/1MHz cond.	--	--	5.58	dBm	INFO
Ref. Frequency	--	--	2402.200	MHz	INFO



TX emissions

READ SA SETTINGS:

RefLevel [dBm] RefLevelOffset [dB] InpAtt [dB]	5.58 0 25
Start [MHz] Stop [MHz]	24530.000 25030.000
RBW [MHz] VBW [MHz]	0.100000 0.300000
Detector TraceMode	POS MAXH
Sweep: Time [ms] Count Points per Section Type	200 25 3001 SWE



TX emissions band zoomed

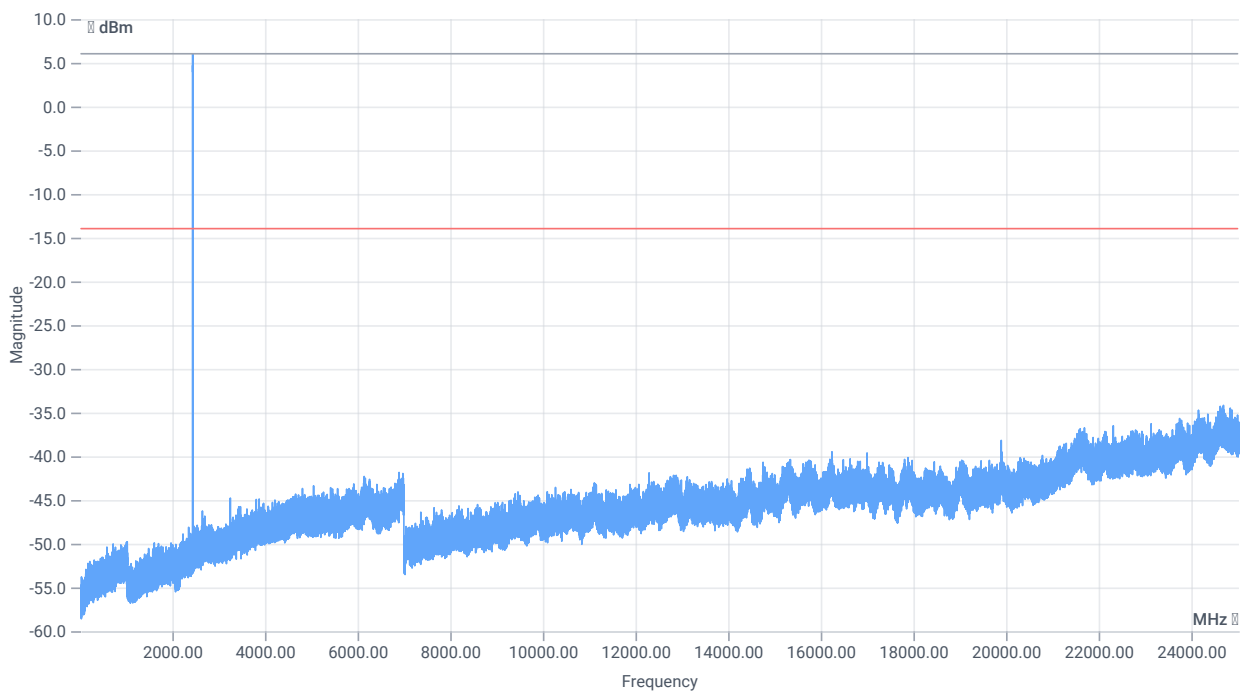
RESULT

Test Description	Lower Limit	Upper Limit	Measured	Unit	Verdict
Reference @ 2402.33 MHz	--	--	4.30	dBm	INFO
No peaks detected	--	--			PASS
Lowest margin to limit 24667.333 MHz	0	--	18.44	dB	INFO

Test at TX 2440 MHz

RESULT: Reference Power cond.

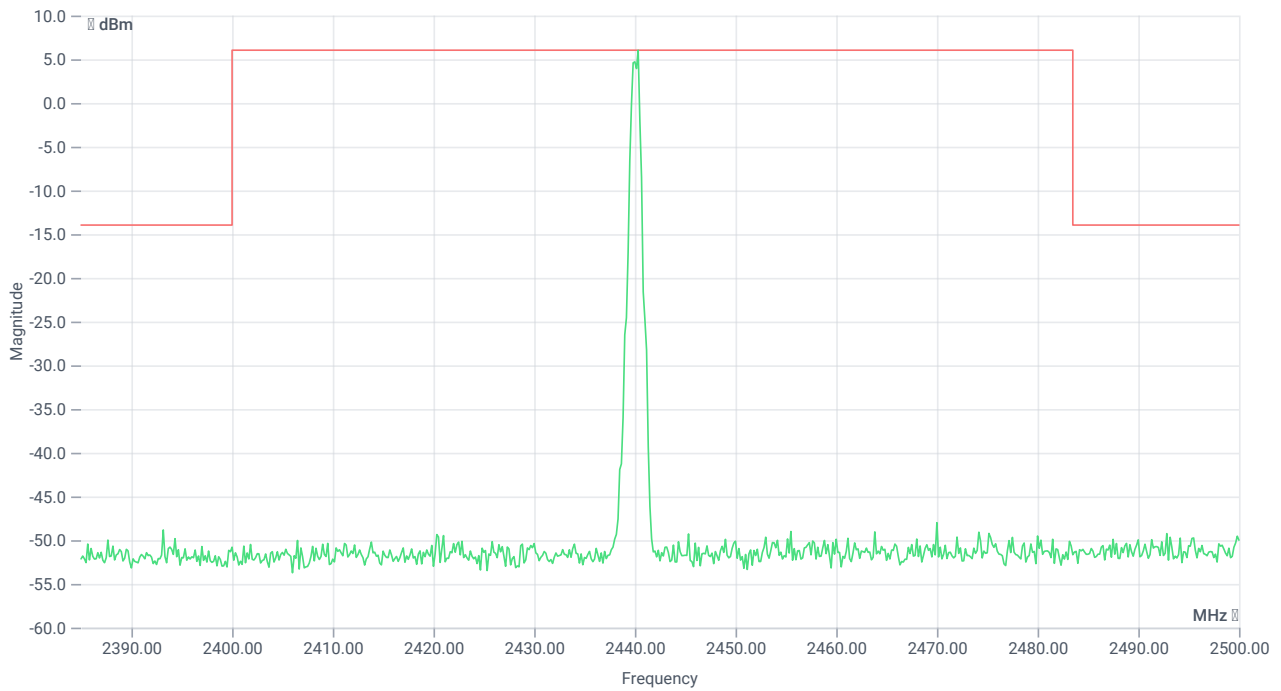
Test Description	Lower Limit	Upper Limit	Measured	Unit	Verdict
Ref. Power 1MHz/1MHz cond.	--	--	6.31	dBm	INFO
Ref. Frequency	--	--	2440.300	MHz	INFO



TX emissions

READ SA SETTINGS:

RefLevel [dBm] RefLevelOffset [dB] InpAtt [dB]	6.31 0 25
Start [MHz] Stop [MHz]	24530.000 25030.000
RBW [MHz] VBW [MHz]	0.100000 0.300000
Detector TraceMode	POS MAXH
Sweep: Time [ms] Count Points per Section Type	200 25 3001 SWE



TX emissions band zoomed

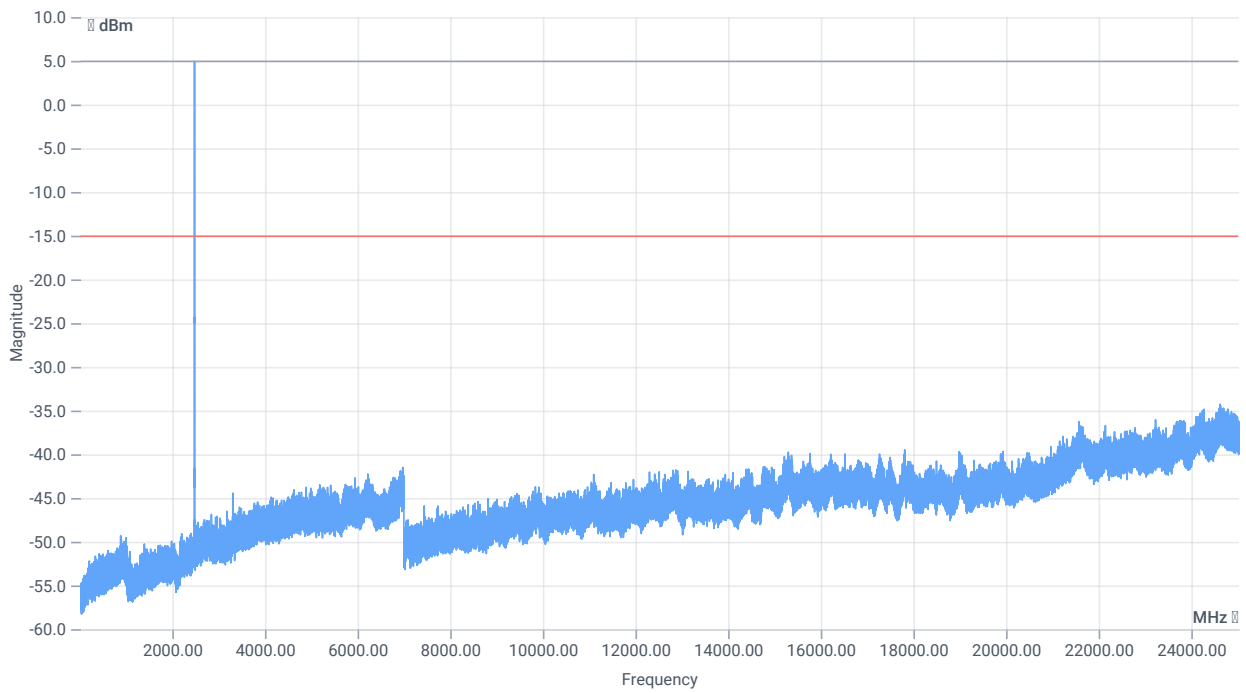
RESULT

Test Description	Lower Limit	Upper Limit	Measured	Unit	Verdict
Reference @ 2440.33 MHz	--	--	6.04	dBm	INFO
No peaks detected	--	--			PASS
Lowest margin to limit 30 MHz	0	--	-144.68	dB	INFO

Test at TX 2480 MHz

RESULT: Reference Power cond.

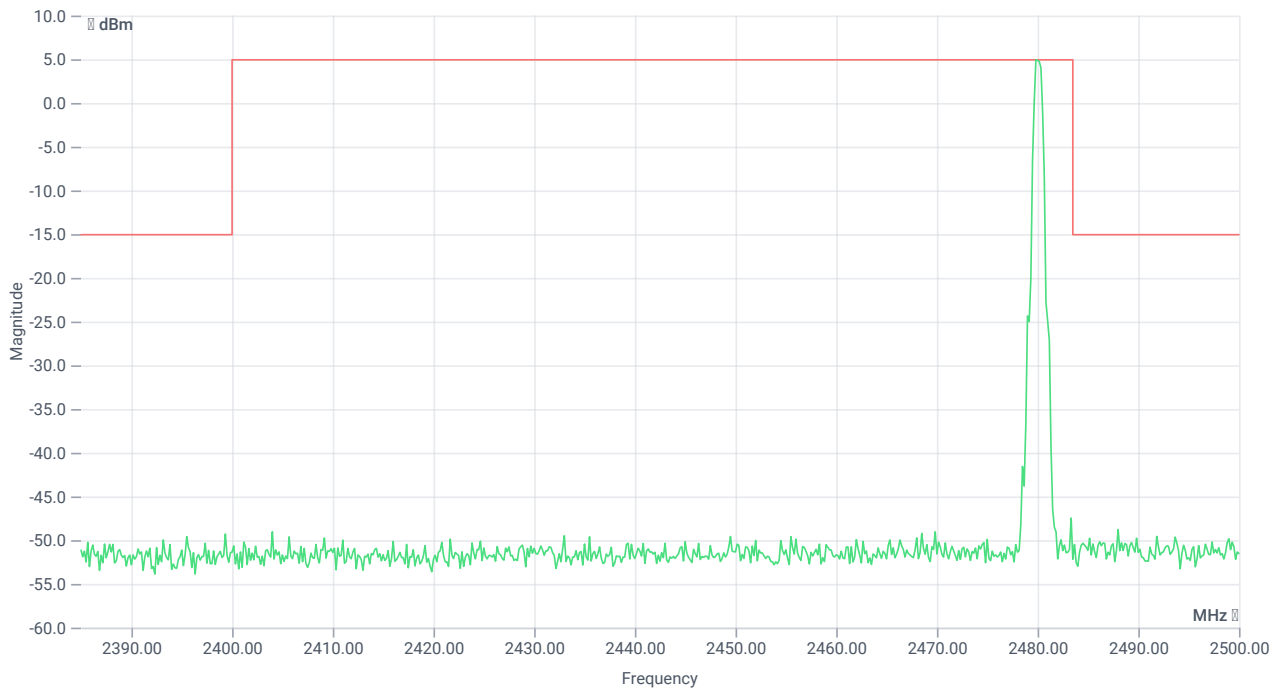
Test Description	Lower Limit	Upper Limit	Measured	Unit	Verdict
Ref. Power 1MHz/1MHz cond.	--	--	6.42	dBm	INFO
Ref. Frequency	--	--	2480.300	MHz	INFO



TX emissions

READ SA SETTINGS:

RefLevel [dBm] RefLevelOffset [dB] InpAtt [dB]	6.42 0 25
Start [MHz] Stop [MHz]	24530.000 25030.000
RBW [MHz] VBW [MHz]	0.100000 0.300000
Detector TraceMode	POS MAXH
Sweep: Time [ms] Count Points per Section Type	200 25 3001 SWE



TX emissions band zoomed

RESULT

Test Description	Lower Limit	Upper Limit	Measured	Unit	Verdict
Reference @ 2479.83 MHz	--	--	4.94	dBm	INFO
No peaks detected	--	--			PASS
Lowest margin to limit 24620.5 MHz	0	--	19.21	dB	INFO

Verdict

PASS

FCC 15.247, ISED RSS247 # Bandwidth 99PCT and 20dB ~ BT LE 1 Msps

Test References

TC Start	02.02.2023 13:49:55
Ambit Temp [°C] Humidity [rel%]	27.9 25
System Version	3.3.4.4
Test Specification	FCC 15.247, ISED RSS247 -
Test Method	
TC Version	0.0.2
My Description	FCC 15.247 Bandwidth 99PCT-20dB DTS - BT LE 1 Msps
Add. Information	

EUT Common Settings BT Low Energy

Intermodulation Value N	3
Image Freq. Low Mid High [MHz]	0 0 0
Power Class	2
1 Mbps supported	True TXpayload 255 RXpayload 255
2 Mbps supported	True TXpayload 255 RXpayload 255
Longrange S8 supported	False TXpayload 255 RXpayload 255
Longrange S2 supported	False TXpayload 255 RXpayload 255
Signaling Settings	USB_RS232 HCI 3 115200 None S1 None On
Signaling RF Settings	RF1com 0 0 On
User Interaction	No
Switch Matrix & Pathcompensation enabled	Yes

Test Parameter

Technology to test	BT LE 1 Msps
Antenna Port used	1
Temperature	nom
Voltage	nom
Frequency low to test	True Freq [MHz] 2402
Frequency mid to test	True Freq [MHz] 2440
Frequency high to test	True Freq [MHz] 2480
Auto Control enabled Power Supply Climatic Box	No No
Additional Path Loss [dB]	0.5
Switched Path	EUT - SignalingUnit - SpectrumAnalyzer

Test Equipment

Test Equipment

Signal analyzer,Rohde&Schwarz,FSV-30,1321.3008K30/103170,3.60

Signaling unit,Rohde&Schwarz,CMW,1201.0002k75/102550,4.0.62

Switch matrix,CTCadvanced,RSM-1 NI DAQ,31534892,NI

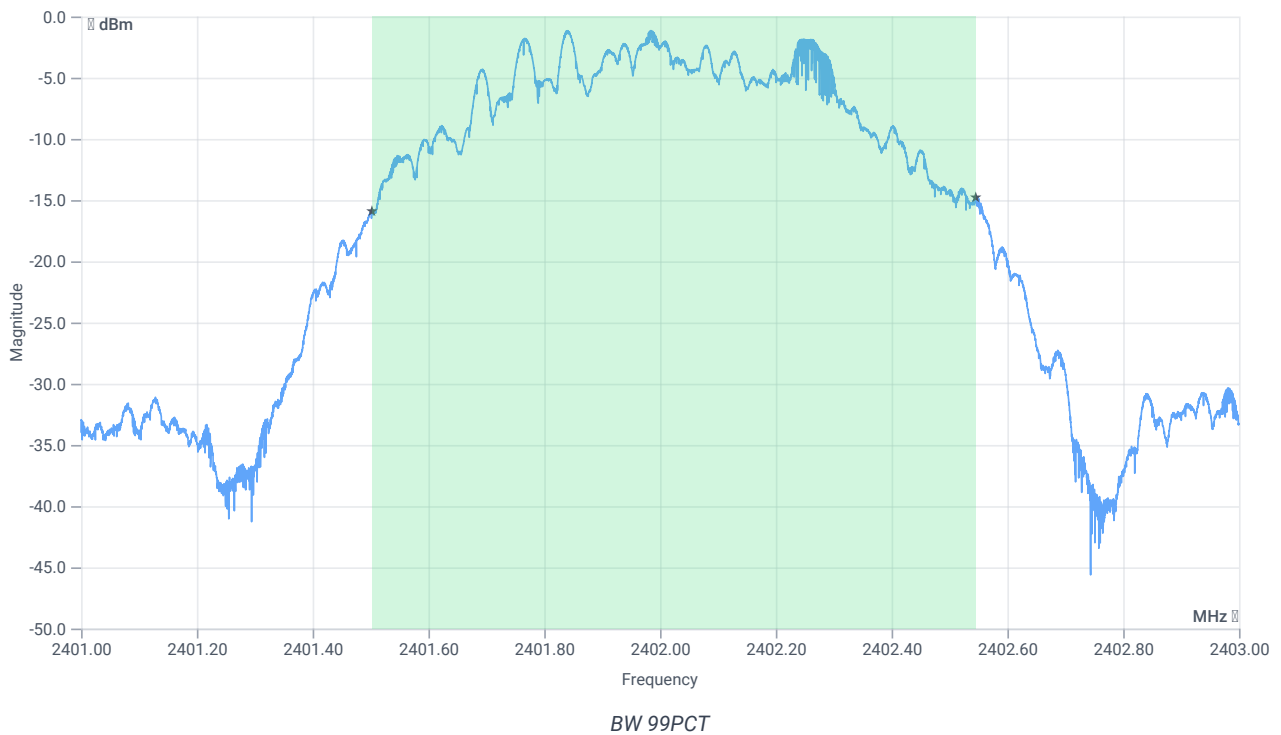
Test at TX 2402 MHz

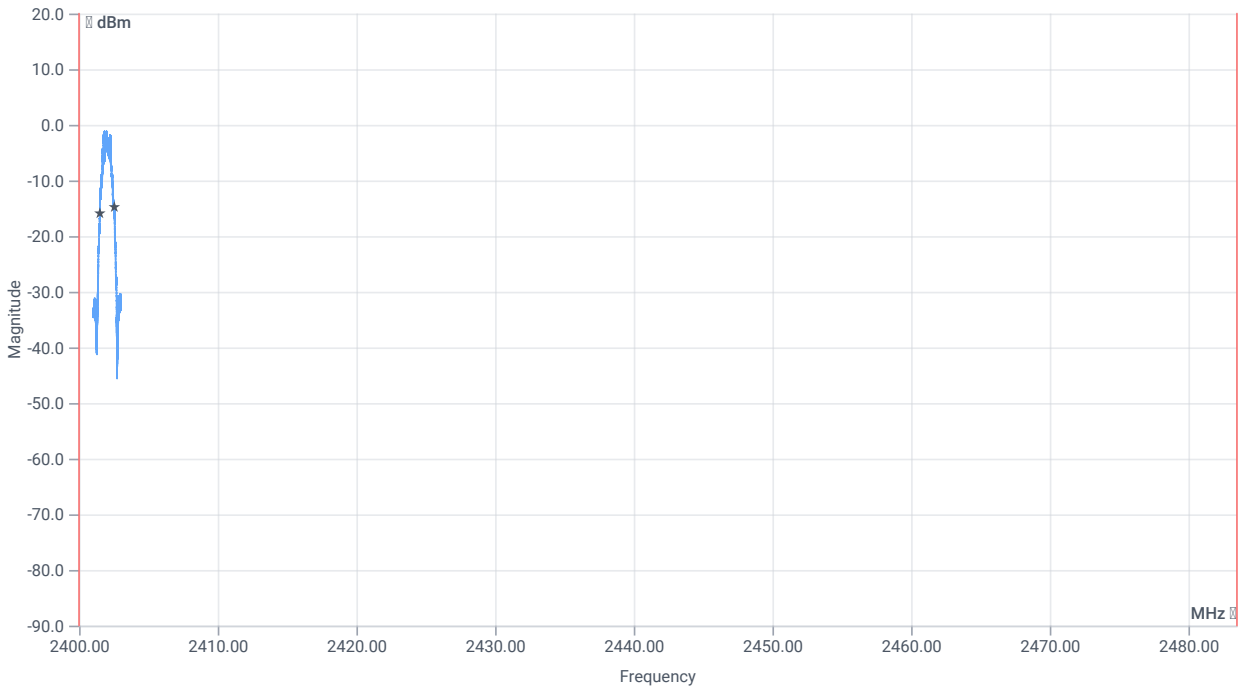
RESULT: Reference Power cond.

Test Description	Lower Limit	Upper Limit	Measured	Unit	Verdict
Ref. Power 1MHz/1MHz cond.	--	--	5.54	dBm	INFO
Ref. Frequency	--	--	2402.300	MHz	INFO

READ SA SETTINGS:

RefLevel [dBm] RefLevelOffset [dB] InpAtt [dB]	10.54 11.09 15
Start [MHz] Stop [MHz]	2401.000 2403.000
RBW [MHz] VBW [MHz]	0.020000 0.100000
Detector TraceMode	POS MAXH
Sweep: Time [ms] Count Points per Section Type	50 200 10001 SWE

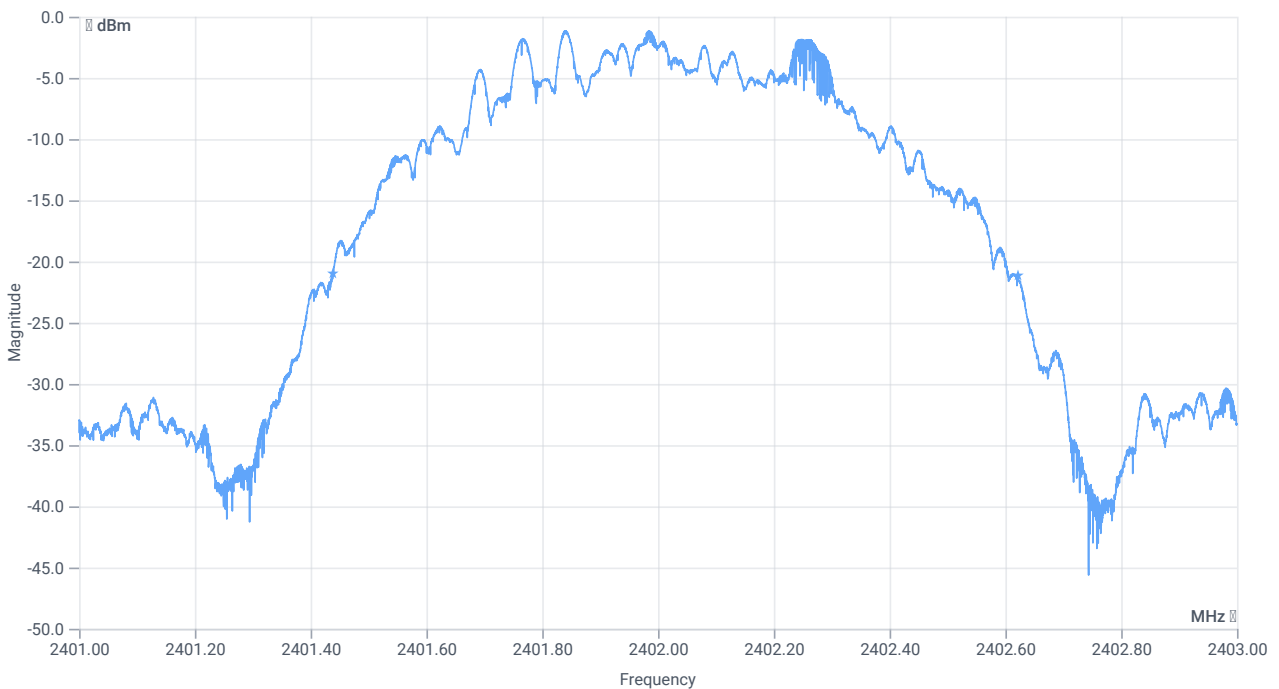




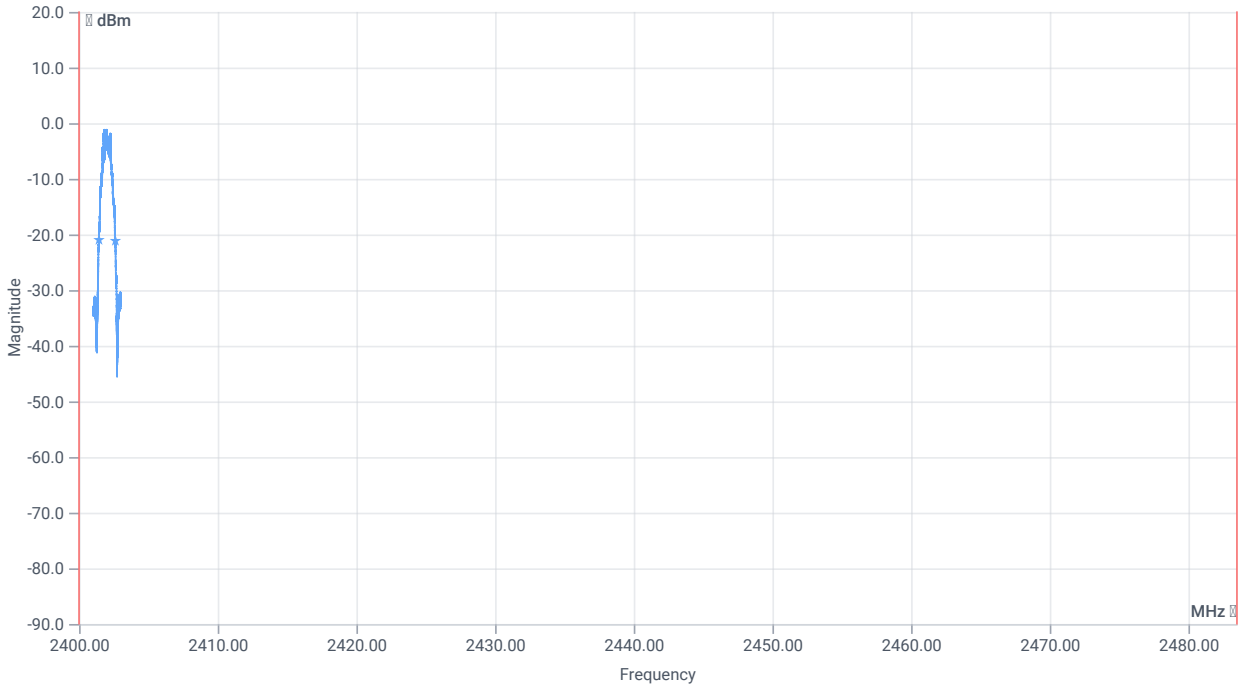
BW within Band 99PCT

RESULT

Test Description	Lower Limit	Upper Limit	Measured	Unit	Verdict
Bandwidth 99%	--	--	1043.000	kHz	INFO
T1 99%	2400.000000	--	2401.5024	MHz	PASS
T2 99%	--	2483.500000	2402.5453	MHz	PASS



BW 20dB



BW within Band 20dB

RESULT

Test Description	Lower Limit	Upper Limit	Measured	Unit	Verdict
Bandwidth 20dB	--	--	1183	kHz	INFO
T1 20DB	2400.000000	--	2401.4384	MHz	PASS
T2 20dB	--	2483.500000	2402.6218	MHz	PASS

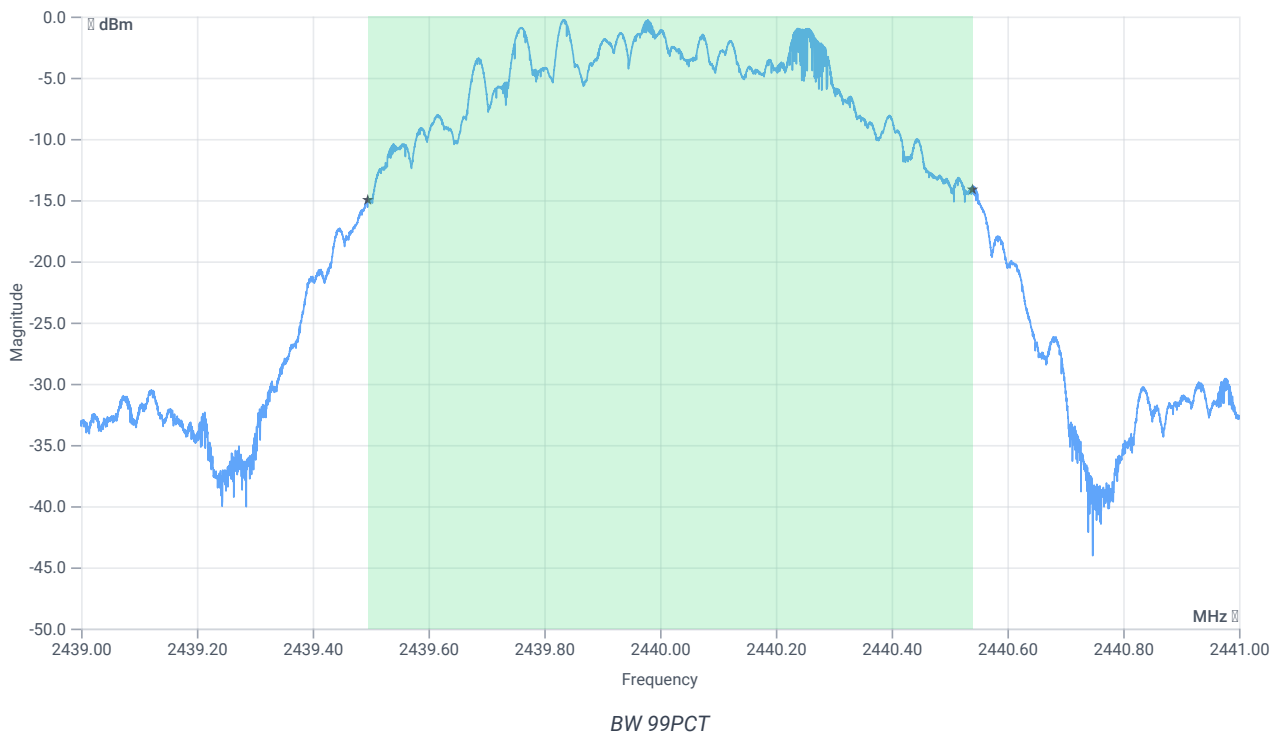
Test at TX 2440 MHz

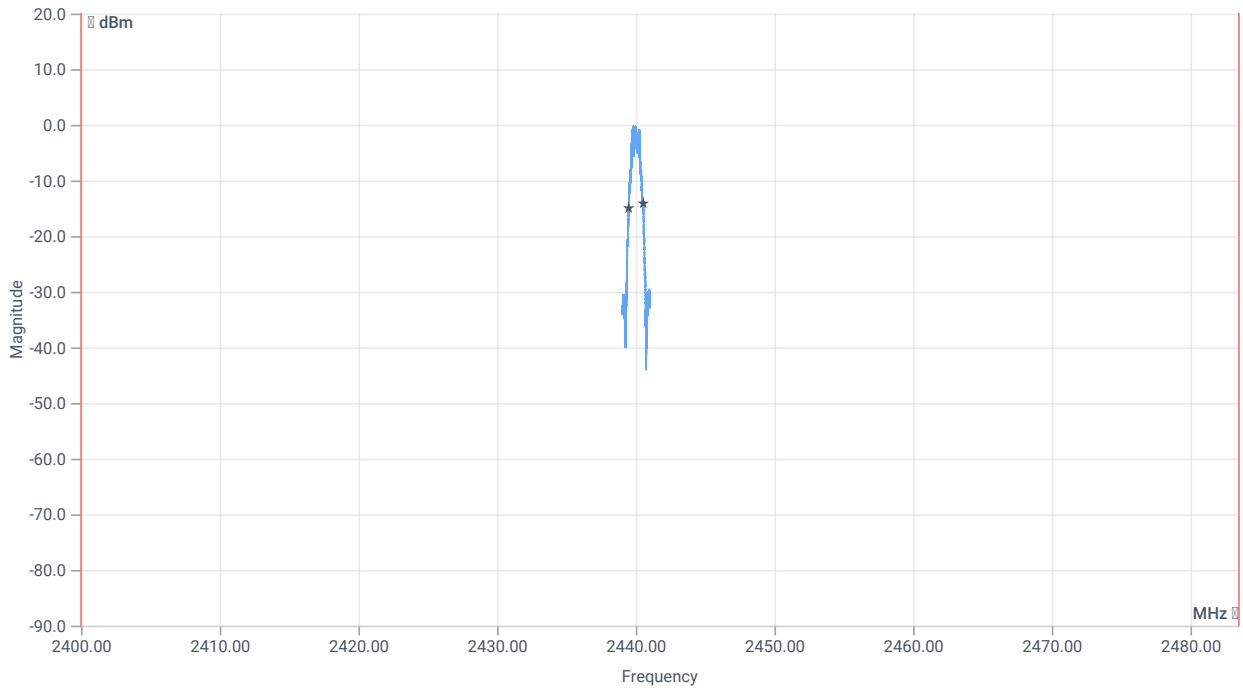
RESULT: Reference Power cond.

Test Description	Lower Limit	Upper Limit	Measured	Unit	Verdict
Ref. Power 1MHz/1MHz cond.	--	--	6.40	dBm	INFO
Ref. Frequency	--	--	2440.200	MHz	INFO

READ SA SETTINGS:

RefLevel [dBm] RefLevelOffset [dB] InpAtt [dB]	11.40 11.16 20
Start [MHz] Stop [MHz]	2439.000 2441.000
RBW [MHz] VBW [MHz]	0.020000 0.100000
Detector TraceMode	POS MAXH
Sweep: Time [ms] Count Points per Section Type	50 200 10001 SWE

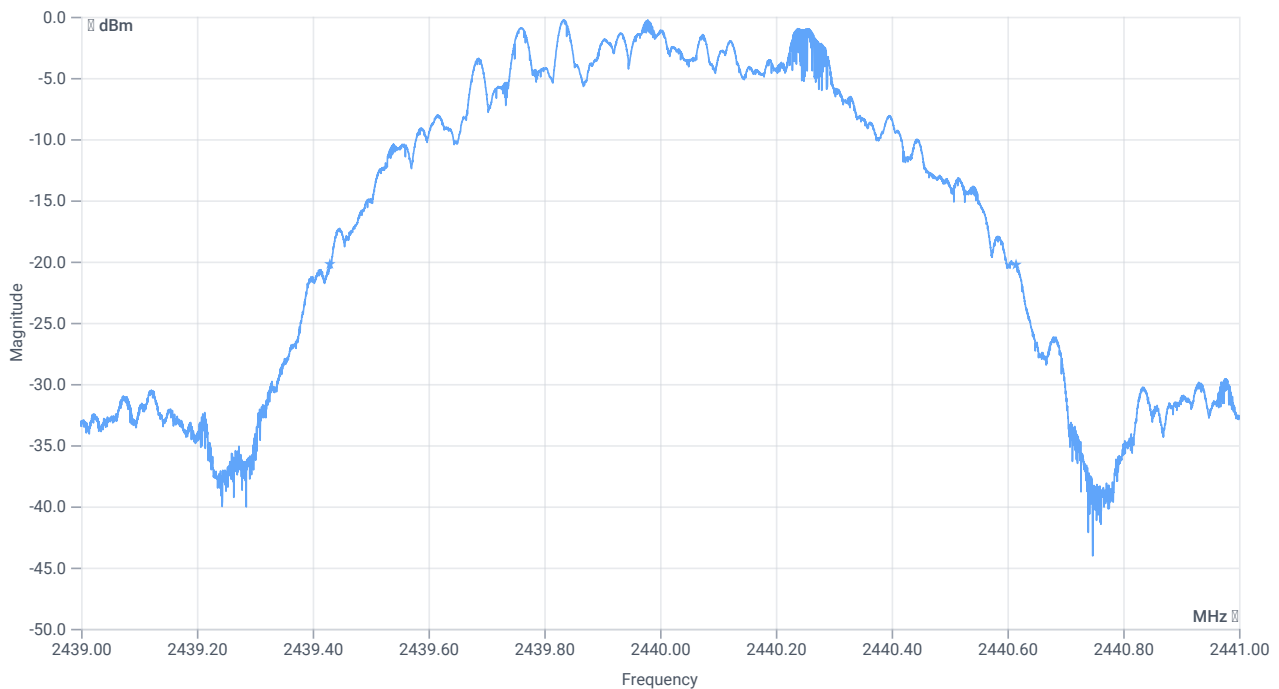




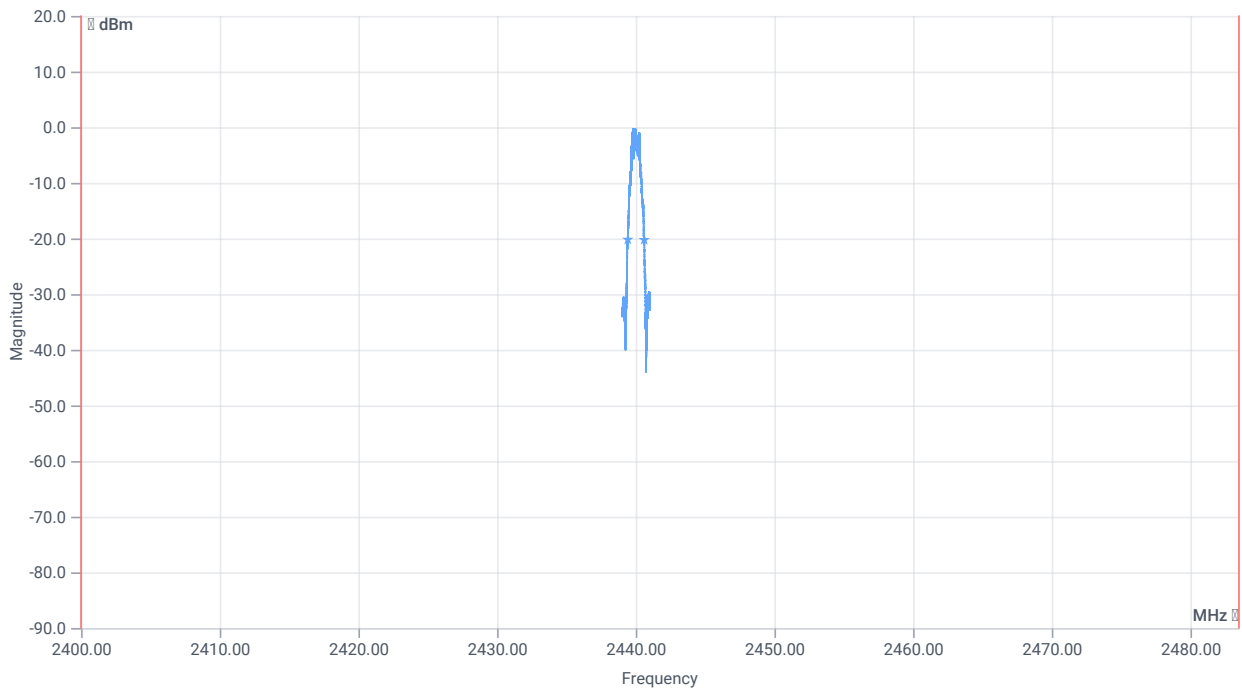
BW within Band 99PCT

RESULT

Test Description	Lower Limit	Upper Limit	Measured	Unit	Verdict
Bandwidth 99%	--	--	1044.000	kHz	INFO
T1 99%	2400.000000	--	2439.4953	MHz	PASS
T2 99%	--	2483.500000	2440.5397	MHz	PASS



BW 20dB



BW within Band 20dB

RESULT

Test Description	Lower Limit	Upper Limit	Measured	Unit	Verdict
Bandwidth 20dB	--	--	1185	kHz	INFO
T1 20DB	2400.000000	--	2439.4298	MHz	PASS
T2 20dB	--	2483.500000	2440.6150	MHz	PASS

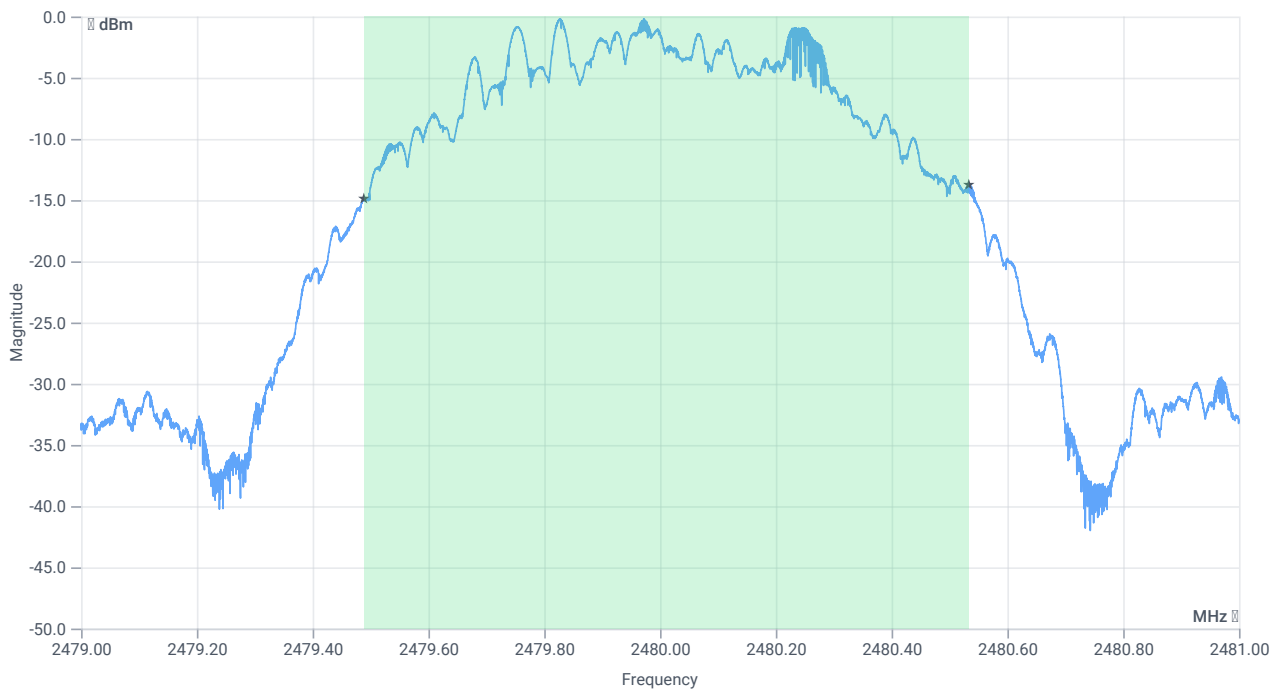
Test at TX 2480 MHz

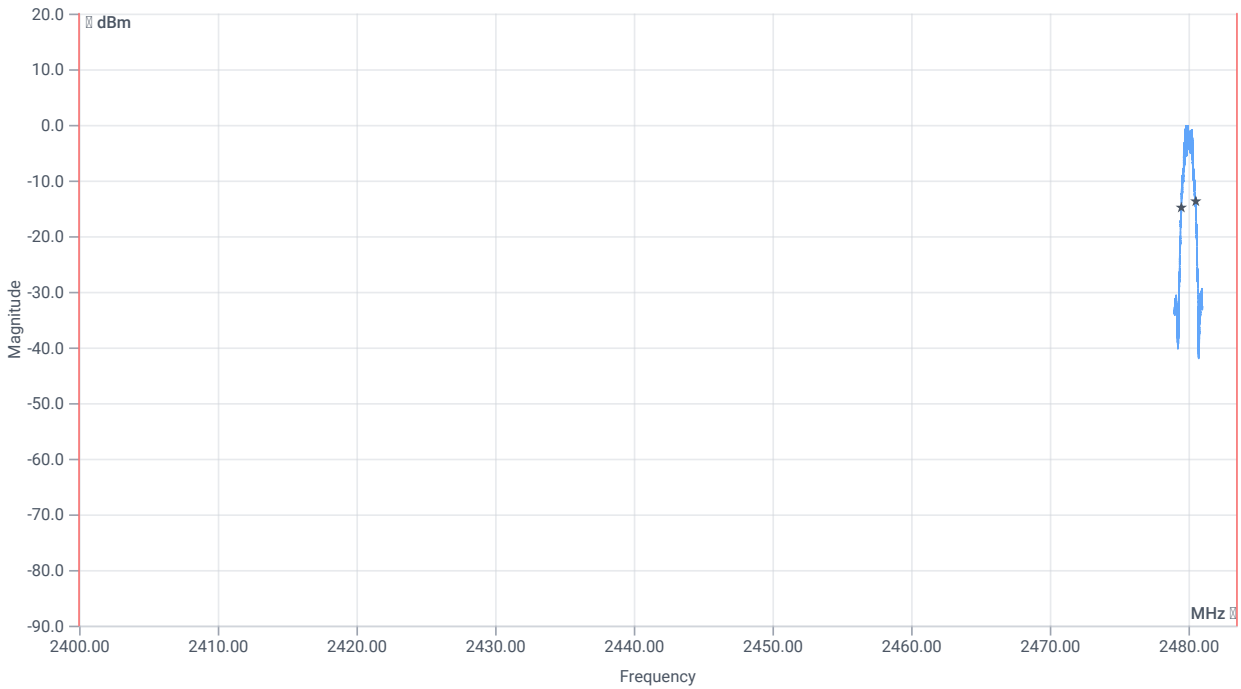
RESULT: Reference Power cond.

Test Description	Lower Limit	Upper Limit	Measured	Unit	Verdict
Ref. Power 1MHz/1MHz cond.	--	--	6.39	dBm	INFO
Ref. Frequency	--	--	2480.300	MHz	INFO

READ SA SETTINGS:

RefLevel [dBm] RefLevelOffset [dB] InpAtt [dB]	11.39 11.21 20
Start [MHz] Stop [MHz]	2479.000 2481.000
RBW [MHz] VBW [MHz]	0.020000 0.100000
Detector TraceMode	POS MAXH
Sweep: Time [ms] Count Points per Section Type	50 200 10001 SWE

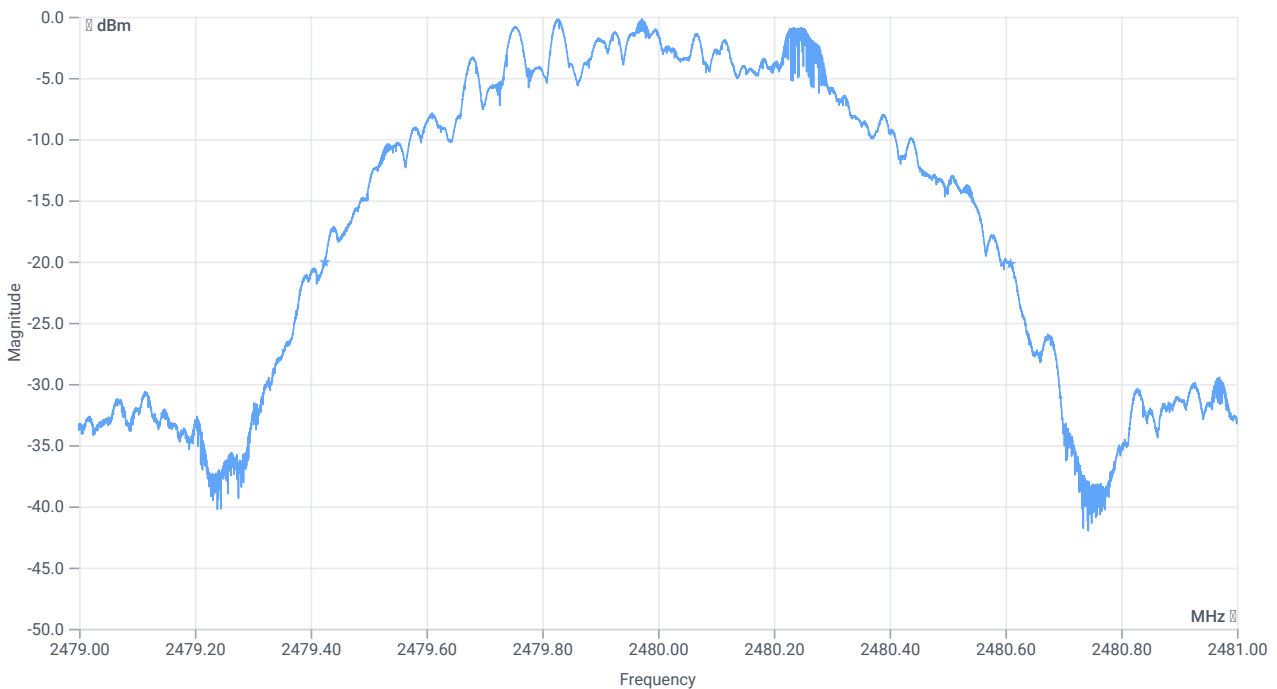




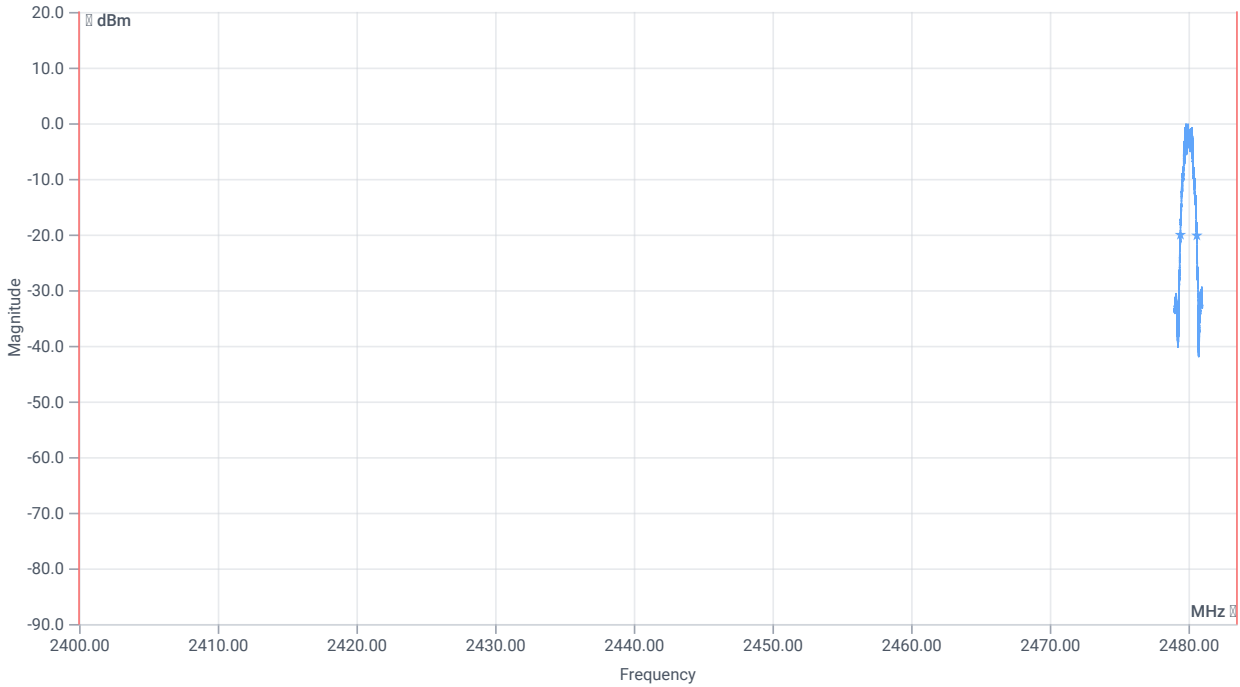
BW within Band 99PCT

RESULT

Test Description	Lower Limit	Upper Limit	Measured	Unit	Verdict
Bandwidth 99%	--	--	1045.000	kHz	INFO
T1 99%	2400.000000	--	2479.4885	MHz	PASS
T2 99%	--	2483.500000	2480.5333	MHz	PASS



BW 20dB



BW within Band 20dB

RESULT

Test Description	Lower Limit	Upper Limit	Measured	Unit	Verdict
Bandwidth 20dB	--	--	1185	kHz	INFO
T1 20DB	2400.000000	--	2479.4246	MHz	PASS
T2 20dB	--	2483.500000	2480.6092	MHz	PASS

Verdict

PASS

FCC 15.247 # Peak power spectral density DTS ~ BT LE 1 Msps

Test References

TC Start	02.02.2023 13:48:07
Ambit Temp [°C] Humidity [rel%]	28.0 25
System Version	3.3.4.4
Test Specification	FCC 15.247 -
Test Method	DTS: KDB 558074 D01 V05 - Chapter 8.4 DTS maximum power spectral density level in the fundamental emission
TC Version	0.0.1
My Description	FCC 15.247 Peak Power Spectral Density DTS - BT LE 1 Msps
Add. Information	

EUT Common Settings BT Low Energy

Intermodulation Value N	3
Image Freq. Low Mid High [MHz]	0 0 0
Power Class	2
1 Mbps supported	True TXpayload 255 RXpayload 255
2 Mbps supported	True TXpayload 255 RXpayload 255
Longrange S8 supported	False TXpayload 255 RXpayload 255
Longrange S2 supported	False TXpayload 255 RXpayload 255
Signaling Settings	USB_RS232 HCI 3 115200 None S1 None On
Signaling RF Settings	RF1com 0 0 On
User Interaction	No
Switch Matrix & Pathcompensation enabled	Yes

Test Parameter

Technology to test	BT LE 1 Msps
Antenna Port used	1
Temperature	nom
Voltage	nom
Frequency low to test	True Freq [MHz] 2402
Frequency mid to test	True Freq [MHz] 2440
Frequency high to test	True Freq [MHz] 2480
Auto Control enabled Power Supply Climatic Box	No No
Additional Path Loss [dB]	0.5
Switched Path	EUT - SignalingUnit - SpectrumAnalyzer

Test Equipment

Test Equipment

Signal analyzer,Rohde&Schwarz,FSV-30,1321.3008K30/103170,3.60

Signaling unit,Rohde&Schwarz,CMW,1201.0002k75/102550,4.0.62

Switch matrix,CTCadvanced,RSM-1 NI DAQ,31534892,NI

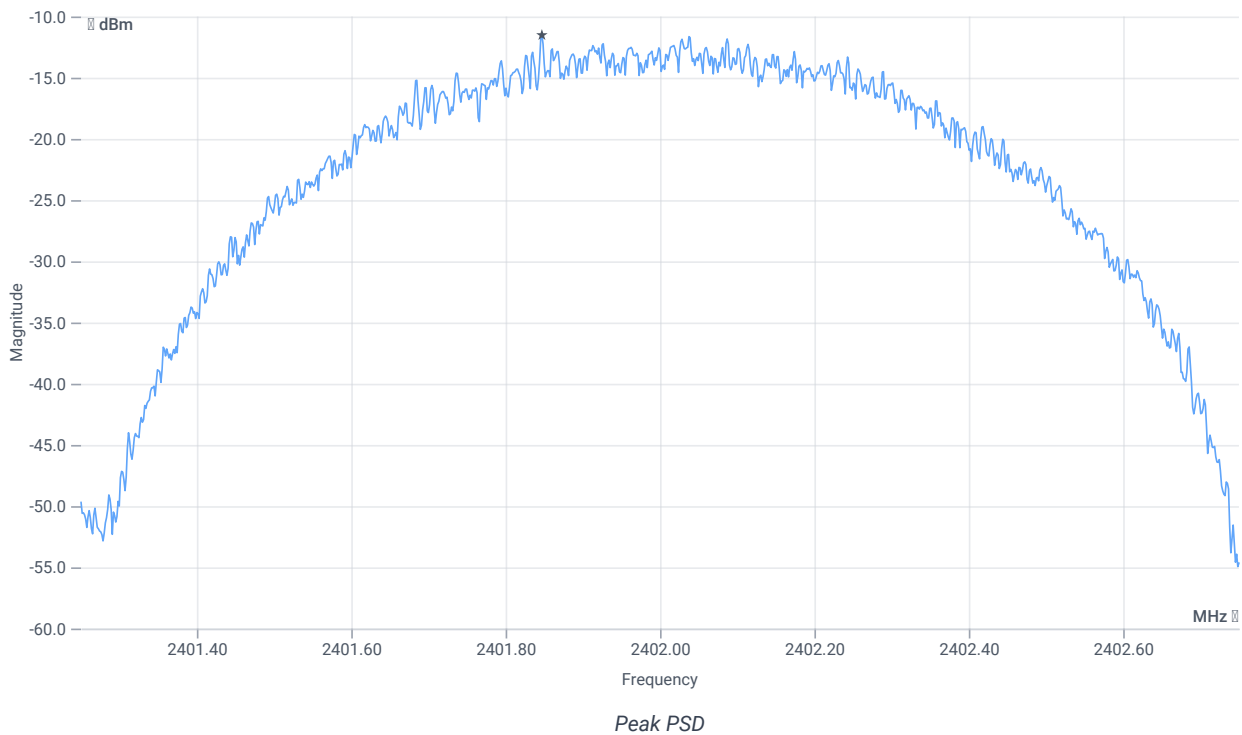
Test at TX 2402 MHz

RESULT: Reference Power cond.

Test Description	Lower Limit	Upper Limit	Measured	Unit	Verdict
Ref. Power 1MHz/1MHz cond.	---	---	5.49	dBm	INFO
Ref. Frequency	---	---	2401.900	MHz	INFO

READ SA SETTINGS:

RefLevel [dBm] RefLevelOffset [dB] InpAtt [dB]	10.49 11.09 15
Start [MHz] Stop [MHz]	2401.250 2402.750
RBW [MHz] VBW [MHz]	0.003000 0.010000
Detector TraceMode	POS MAXH
Sweep: Time [ms] Count Points per Section Type	1000 20 1001 SWE



RESULT

Test Description	Lower Limit	Upper Limit	Measured	Unit	Verdict
Max Peak power Density	---	8	-11.52	dBm/3KHz	PASS

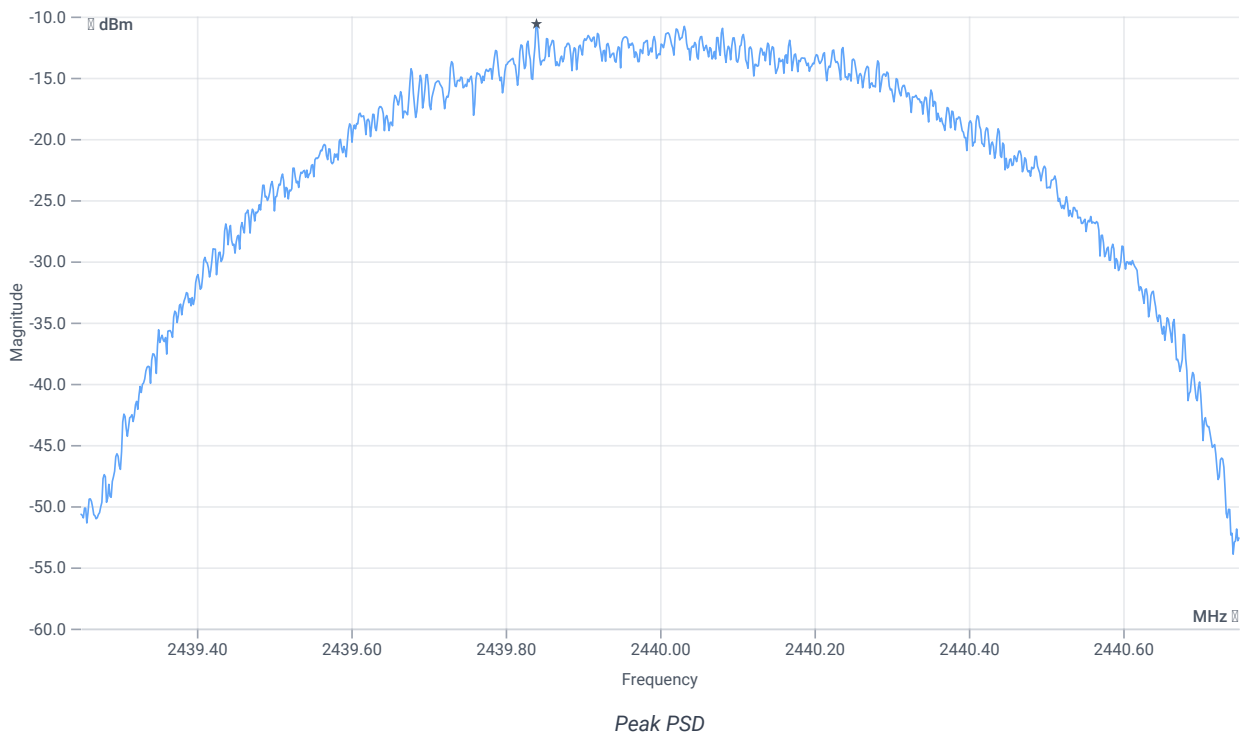
Test at TX 2440 MHz

RESULT: Reference Power cond.

Test Description	Lower Limit	Upper Limit	Measured	Unit	Verdict
Ref. Power 1MHz/1MHz cond.	---	---	6.40	dBm	INFO
Ref. Frequency	---	---	2440.200	MHz	INFO

READ SA SETTINGS:

RefLevel [dBm] RefLevelOffset [dB] InpAtt [dB]	11.40 11.16 20
Start [MHz] Stop [MHz]	2439.250 2440.750
RBW [MHz] VBW [MHz]	0.003000 0.010000
Detector TraceMode	POS MAXH
Sweep: Time [ms] Count Points per Section Type	1000 20 1001 SWE



RESULT

Test Description	Lower Limit	Upper Limit	Measured	Unit	Verdict
Max Peak power Density	---	8	-10.61	dBm/3KHz	PASS

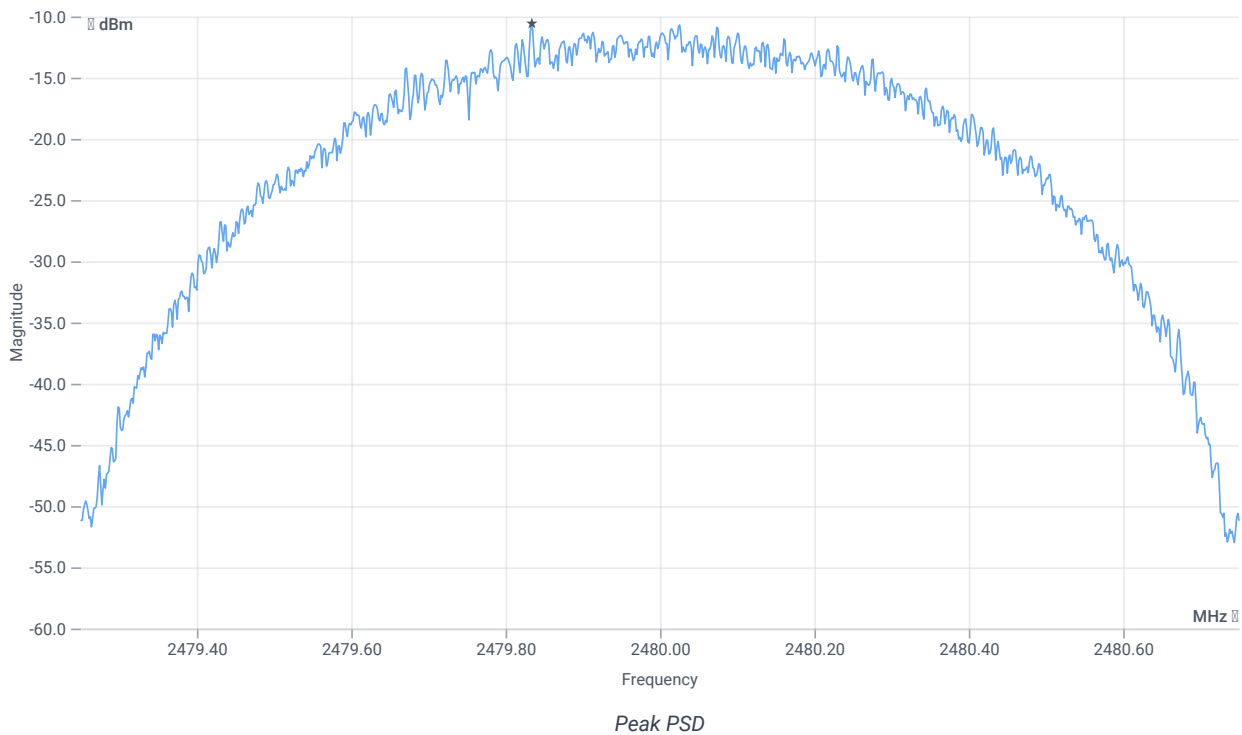
Test at TX 2480 MHz

RESULT: Reference Power cond.

Test Description	Lower Limit	Upper Limit	Measured	Unit	Verdict
Ref. Power 1MHz/1MHz cond.	--	--	6.33	dBm	INFO
Ref. Frequency	--	--	2480.200	MHz	INFO

READ SA SETTINGS:

RefLevel [dBm] RefLevelOffset [dB] InpAtt [dB]	11.33 11.21 20
Start [MHz] Stop [MHz]	2479.250 2480.750
RBW [MHz] VBW [MHz]	0.003000 0.010000
Detector TraceMode	POS MAXH
Sweep: Time [ms] Count Points per Section Type	1000 20 1001 SWE



RESULT

Test Description	Lower Limit	Upper Limit	Measured	Unit	Verdict
Max Peak power Density	--	8	-10.57	dBm/3KHz	PASS

Verdict

PASS

FCC 15.247 # Bandwidth 6dB DTS ~ BT LE 1 Msp

Test References

TC Start	02.02.2023 13:46:45
Ambit Temp [°C] Humidity [rel%]	27.9 25
System Version	3.3.4.4
Test Specification	FCC 15.247 -
Test Method	
TC Version	0.0.1
My Description	FCC 15.247 Bandwidth 6dB DTS - BT LE 1 Msp
Add. Information	

EUT Common Settings BT Low Energy

Intermodulation Value N	3
Image Freq. Low Mid High [MHz]	0 0 0
Power Class	2
1 Mbps supported	True TXpayload 255 RXpayload 255
2 Mbps supported	True TXpayload 255 RXpayload 255
Longrange S8 supported	False TXpayload 255 RXpayload 255
Longrange S2 supported	False TXpayload 255 RXpayload 255
Signaling Settings	USB_RS232 HCI 3 115200 None S1 None On
Signaling RF Settings	RF1com 0 0 On
User Interaction	No
Switch Matrix & Pathcompensation enabled	Yes

Test Parameter

Technology to test	BT LE 1 Msp
Antenna Port used	1
Temperature	nom
Voltage	nom
Frequency low to test	True Freq [MHz] 2402
Frequency mid to test	True Freq [MHz] 2440
Frequency high to test	True Freq [MHz] 2480
Auto Control enabled Power Supply Climatic Box	No No
Additional Path Loss [dB]	0.5
Switched Path	EUT - SignalingUnit - SpectrumAnalyzer

Test Equipment

Signal analyzer,Rohde&Schwarz,FSV-30,1321.3008K30/103170,3.60

Test Equipment

Signaling unit,Rohde&Schwarz,CMW,1201.0002k75/102550,4.0.62

Switch matrix,CTCadvanced,RSM-1 NI DAQ,31534892,NI

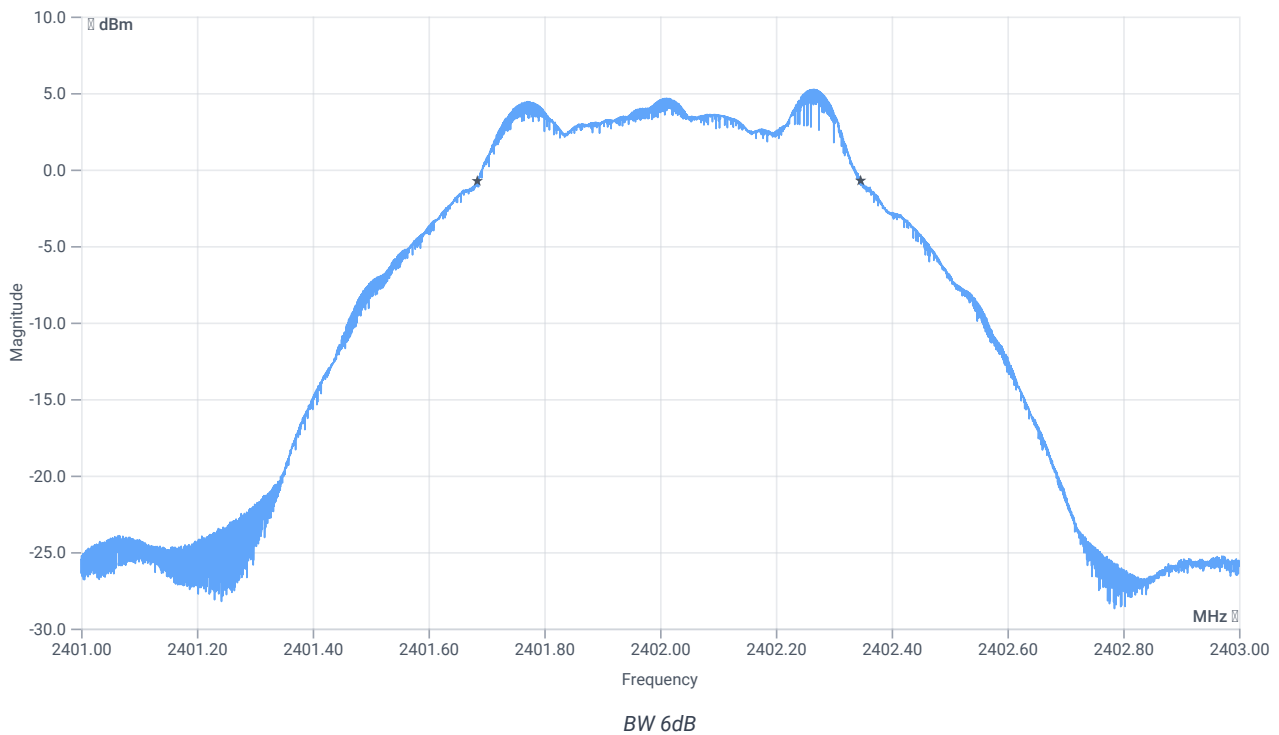
Test at TX 2402 MHz

RESULT: Reference Power cond.

Test Description	Lower Limit	Upper Limit	Measured	Unit	Verdict
Ref. Power 1MHz/1MHz cond.	--	--	5.44	dBm	INFO
Ref. Frequency	--	--	2402.300	MHz	INFO

READ SA SETTINGS:

RefLevel [dBm] RefLevelOffset [dB] InpAtt [dB]	10.44 11.09 15
Start [MHz] Stop [MHz]	2401.000 2403.000
RBW [MHz] VBW [MHz]	0.100000 0.300000
Detector TraceMode	POS MAXH
Sweep: Time [ms] Count Points per Section Type	50 200 10001 SWE



RESULT

Test Description	Lower Limit	Upper Limit	Measured	Unit	Verdict
DTS Bandwidth (6dB)	500	--	662	kHz	PASS

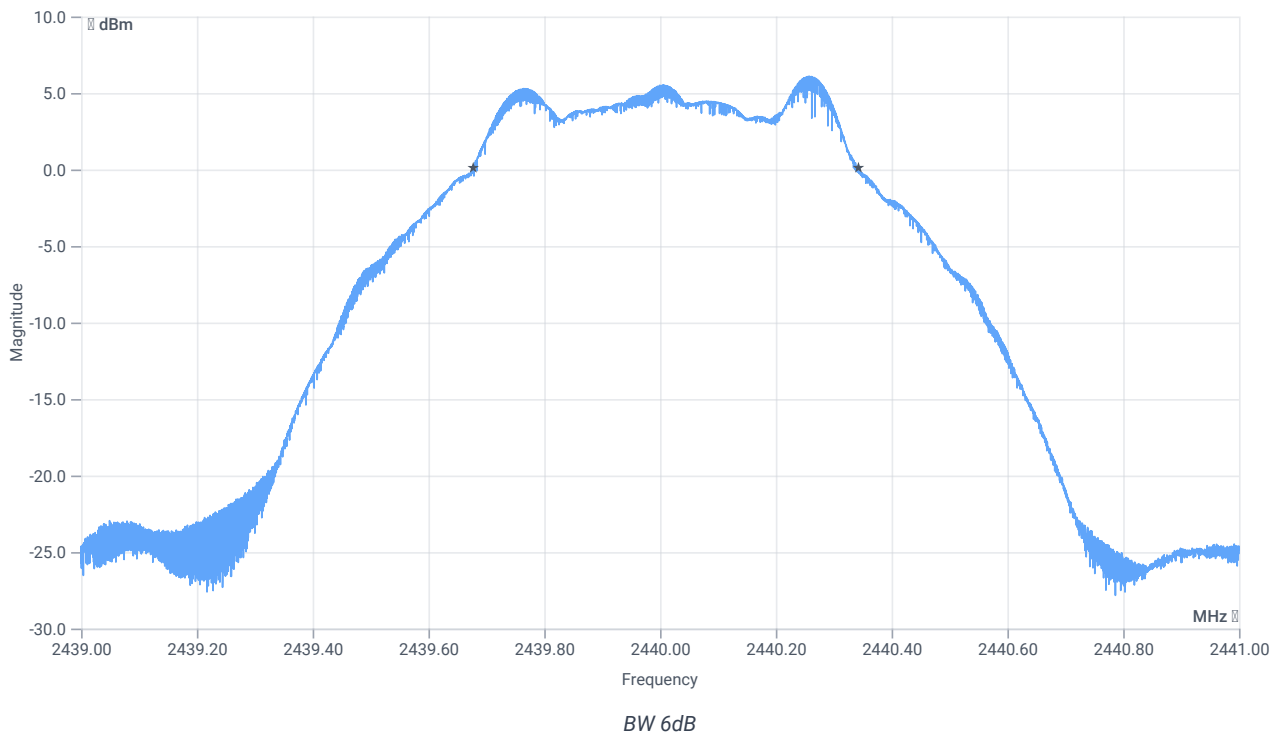
Test at TX 2440 MHz

RESULT: Reference Power cond.

Test Description	Lower Limit	Upper Limit	Measured	Unit	Verdict
Ref. Power 1MHz/1MHz cond.	--	--	6.27	dBm	INFO
Ref. Frequency	--	--	2440.300	MHz	INFO

READ SA SETTINGS:

RefLevel [dBm] RefLevelOffset [dB] InpAtt [dB]	11.27 11.16 20
Start [MHz] Stop [MHz]	2439.000 2441.000
RBW [MHz] VBW [MHz]	0.100000 0.300000
Detector TraceMode	POS MAXH
Sweep: Time [ms] Count Points per Section Type	50 200 10001 SWE



RESULT

Test Description	Lower Limit	Upper Limit	Measured	Unit	Verdict
DTS Bandwidth (6dB)	500	--	665	kHz	PASS

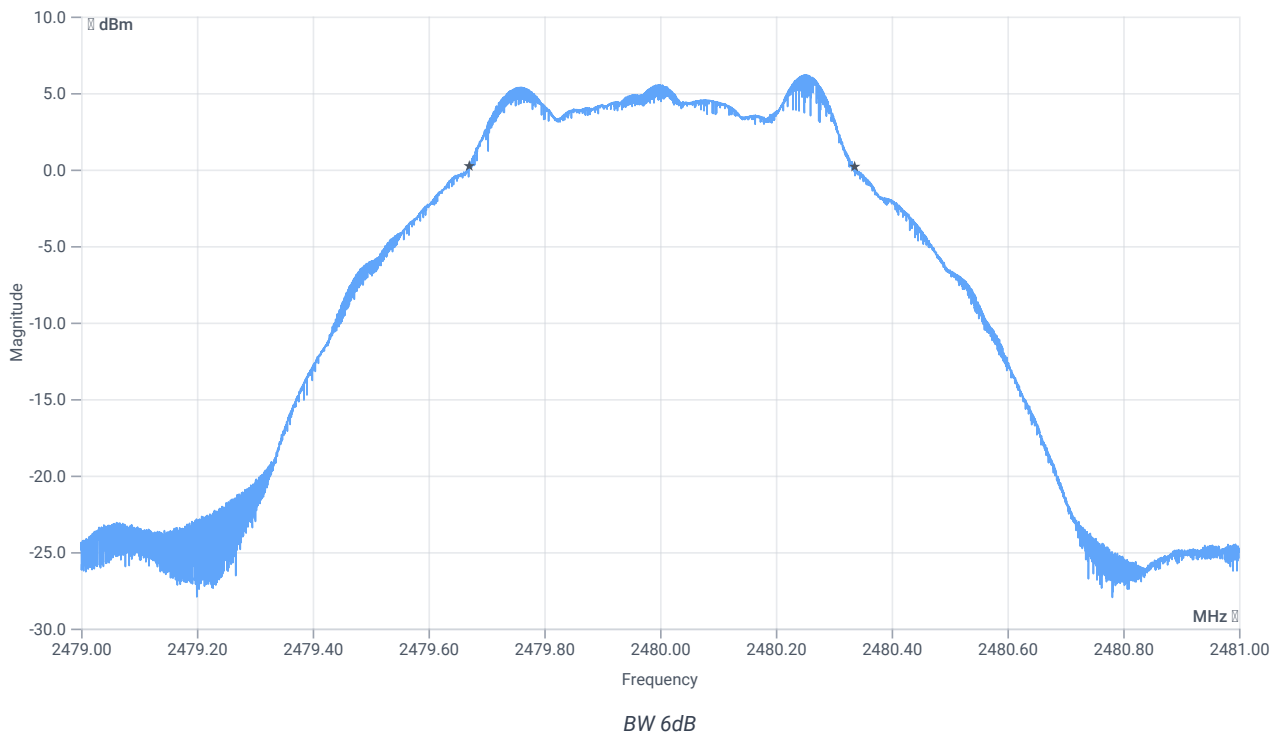
Test at TX 2480 MHz

RESULT: Reference Power cond.

Test Description	Lower Limit	Upper Limit	Measured	Unit	Verdict
Ref. Power 1MHz/1MHz cond.	--	--	6.35	dBm	INFO
Ref. Frequency	--	--	2480.200	MHz	INFO

READ SA SETTINGS:

RefLevel [dBm] RefLevelOffset [dB] InpAtt [dB]	11.35 11.21 20
Start [MHz] Stop [MHz]	2479.000 2481.000
RBW [MHz] VBW [MHz]	0.100000 0.300000
Detector TraceMode	POS MAXH
Sweep: Time [ms] Count Points per Section Type	50 200 10001 SWE



RESULT

Test Description	Lower Limit	Upper Limit	Measured	Unit	Verdict
DTS Bandwidth (6dB)	500	--	666	kHz	PASS

Verdict

PASS

FCC 15.247 # Maximum peak conducted output power DTS ~ BT LE 1 Msp

Test References

TC Start	02.02.2023 13:44:45
Ambit Temp [°C] Humidity [rel%]	27.9 26
System Version	3.3.4.4
Test Specification	FCC 15.247 -
Test Method	DTS: KDB 558074 D01 V05 - Chapter 8.3.1.1 RBW ≥ DTS Bandwidth
TC Version	0.0.1
My Description	FCC 15.247 Maximum Peak Output Power Conducted DTS - BT LE 1 Msp
Add. Information	

EUT Common Settings BT Low Energy

Intermodulation Value N	3
Image Freq. Low Mid High [MHz]	0 0 0
Power Class	2
1 Mbps supported	True TXpayload 255 RXpayload 255
2 Mbps supported	True TXpayload 255 RXpayload 255
Longrange S8 supported	False TXpayload 255 RXpayload 255
Longrange S2 supported	False TXpayload 255 RXpayload 255
Signaling Settings	USB_RS232 HCI 3 115200 None S1 None On
Signaling RF Settings	RF1com 0 0 On
User Interaction	No
Switch Matrix & Pathcompensation enabled	Yes

Test Parameter

Technology to test	BT LE 1 Msp
Antenna Port used	1
Temperature	nom
Voltage	nom
Frequency low to test	True Freq [MHz] 2402
Frequency mid to test	True Freq [MHz] 2440
Frequency high to test	True Freq [MHz] 2480
Auto Control enabled Power Supply Climatic Box	No No
Additional Path Loss [dB]	0.5
Switched Path	EUT - SignalingUnit - SpectrumAnalyzer

Test Equipment

Signal analyzer,Rohde&Schwarz,FSV-30,1321.3008K30/103170,3.60

Signaling unit,Rohde&Schwarz,CMW,1201.0002k75/102550,4.0.62

Switch matrix,CTCadvanced,RSM-1 NI DAQ,31534892,NI

Test at TX 2402 MHz

RESULT: Reference Power cond.

Test Description	Lower Limit	Upper Limit	Measured	Unit	Verdict
Ref. Power 1MHz/1MHz cond.	--	--	5.48	dBm	INFO
Ref. Frequency	--	--	2402.300	MHz	INFO

READ SA SETTINGS:

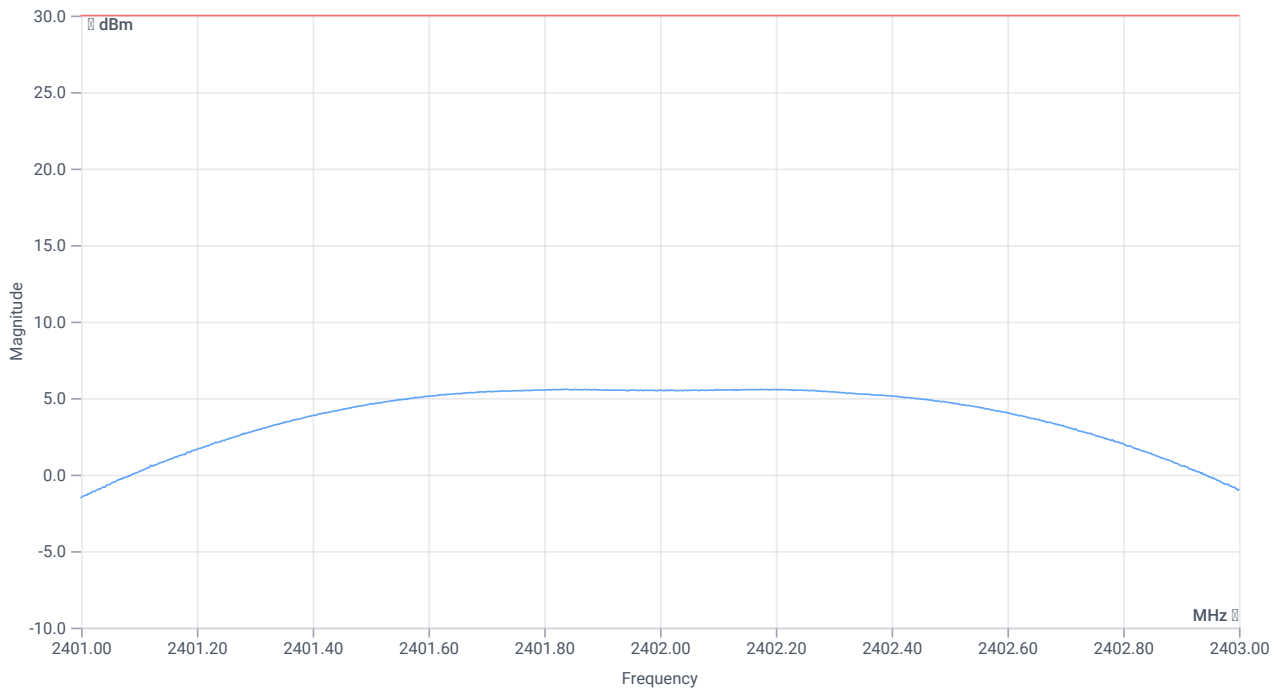
RefLevel [dBm] RefLevelOffset [dB] InpAtt [dB]	10.48 11.09 15
Start [MHz] Stop [MHz]	2401.000 2403.000
RBW [MHz] VBW [MHz]	0.100000 0.300000
Detector TraceMode	POS MAXH
Sweep: Time [ms] Count Points per Section Type	50 200 10001 SWE

DTS Bandwidth

Test Description	Lower Limit	Upper Limit	Measured	Unit	Verdict
DTS Bandwidth (6dB)	--	--	662	kHz	INFO

READ SA SETTINGS:

RefLevel [dBm] RefLevelOffset [dB] InpAtt [dB]	15.48 11.09 20
Start [MHz] Stop [MHz]	2401.000 2403.000
RBW [MHz] VBW [MHz]	1.000000 3.000000
Detector TraceMode	POS MAXH
Sweep: Time [ms] Count Points per Section Type	50 200 1001 SWE



Peak output power

RESULT

Test Description	Lower Limit	Upper Limit	Measured	Unit	Verdict
Peak Power	--	30.00	5.58	dBm	PASS
Peak Power	--	1000	3.614099	mW	PASS
Frequency at Peak	--	--	2402.174	MHz	INFO

Test at TX 2440 MHz

RESULT: Reference Power cond.

Test Description	Lower Limit	Upper Limit	Measured	Unit	Verdict
Ref. Power 1MHz/1MHz cond.	--	--	6.42	dBm	INFO
Ref. Frequency	--	--	2440.200	MHz	INFO

READ SA SETTINGS:

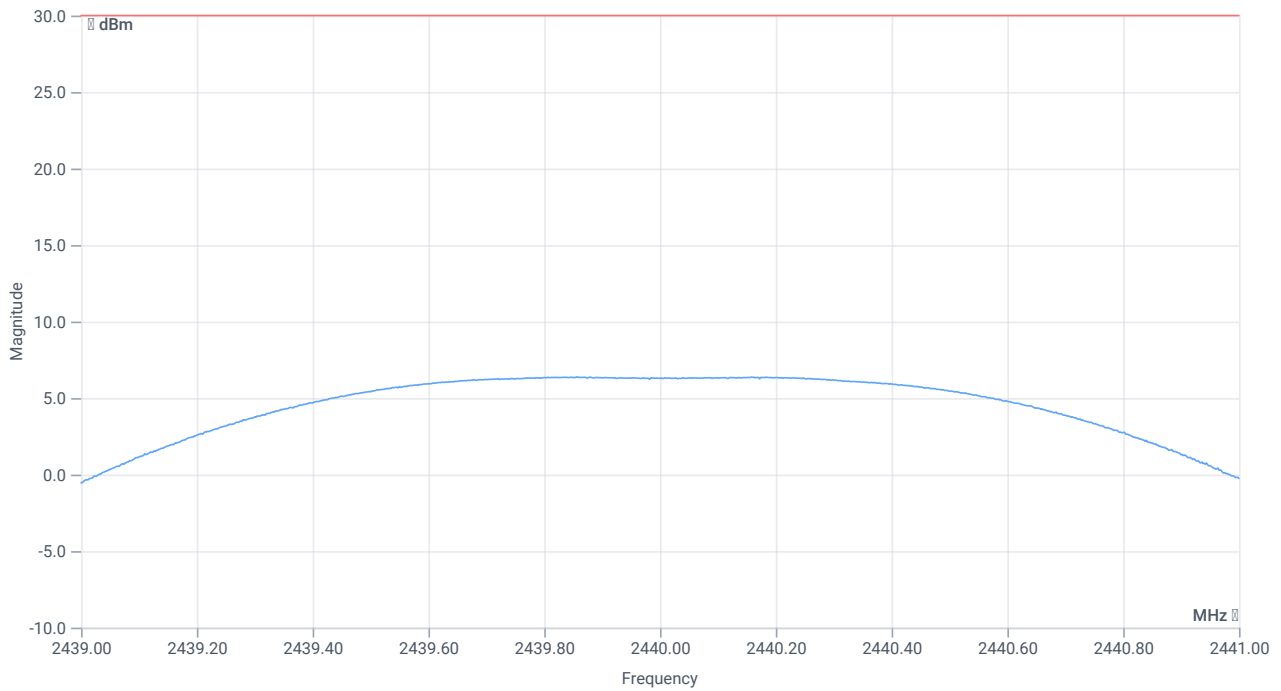
RefLevel [dBm] RefLevelOffset [dB] InpAtt [dB]	11.42 11.16 20
Start [MHz] Stop [MHz]	2439.000 2441.000
RBW [MHz] VBW [MHz]	0.100000 0.300000
Detector TraceMode	POS MAXH
Sweep: Time [ms] Count Points per Section Type	50 200 10001 SWE

DTS Bandwidth

Test Description	Lower Limit	Upper Limit	Measured	Unit	Verdict
DTS Bandwidth (6dB)	--	--	663	kHz	INFO

READ SA SETTINGS:

RefLevel [dBm] RefLevelOffset [dB] InpAtt [dB]	16.42 11.16 25
Start [MHz] Stop [MHz]	2439.000 2441.000
RBW [MHz] VBW [MHz]	1.000000 3.000000
Detector TraceMode	POS MAXH
Sweep: Time [ms] Count Points per Section Type	50 200 1001 SWE



Peak output power

RESULT

Test Description	Lower Limit	Upper Limit	Measured	Unit	Verdict
Peak Power	--	30.00	6.39	dBm	PASS
Peak Power	--	1000	4.355119	mW	PASS
Frequency at Peak	--	--	2439.856	MHz	INFO

Test at TX 2480 MHz

RESULT: Reference Power cond.

Test Description	Lower Limit	Upper Limit	Measured	Unit	Verdict
Ref. Power 1MHz/1MHz cond.	--	--	6.33	dBm	INFO
Ref. Frequency	--	--	2480.200	MHz	INFO

READ SA SETTINGS:

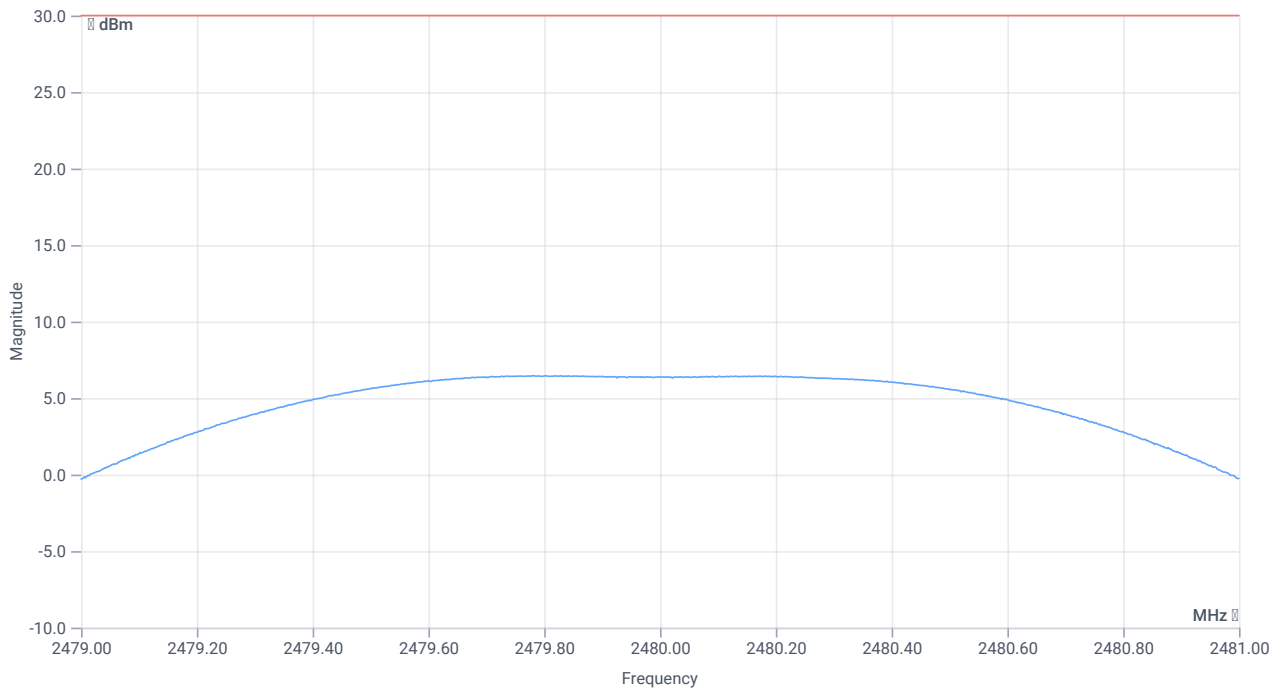
RefLevel [dBm] RefLevelOffset [dB] InpAtt [dB]	11.33 11.21 20
Start [MHz] Stop [MHz]	2479.000 2481.000
RBW [MHz] VBW [MHz]	0.100000 0.300000
Detector TraceMode	POS MAXH
Sweep: Time [ms] Count Points per Section Type	50 200 10001 SWE

DTS Bandwidth

Test Description	Lower Limit	Upper Limit	Measured	Unit	Verdict
DTS Bandwidth (6dB)	--	--	664	kHz	INFO

READ SA SETTINGS:

RefLevel [dBm] RefLevelOffset [dB] InpAtt [dB]	16.33 11.21 25
Start [MHz] Stop [MHz]	2479.000 2481.000
RBW [MHz] VBW [MHz]	1.000000 3.000000
Detector TraceMode	POS MAXH
Sweep: Time [ms] Count Points per Section Type	50 200 1001 SWE



Peak output power

RESULT

Test Description	Lower Limit	Upper Limit	Measured	Unit	Verdict
Peak Power	--	30.00	6.46	dBm	PASS
Peak Power	--	1000	4.425884	mW	PASS
Frequency at Peak	--	--	2479.802	MHz	INFO

Verdict

PASS

- END OF DOCUMENT -