

Measurement Results

No.1-2816/21-01-03_Annex_MR_A1

Test logging

This document is electronically signed and valid without handwritten signature.
For verification of the electronic signatures, the public keys can be requested at the testing laboratory.

Test/s performed:

Michael Dorongovski
Lab Manager
Radio Communications

Table of Content

EUT Information	3
Common2G4 Peak OP 3MHz/3MHz ~ BT LE 1 Msps	4
Common2G4 Peak OP 3MHz/3MHz ~ BT LE 1 Msps	6
Common2G4 Peak OP 3MHz/3MHz ~ BT LE 1 Msps	8
FCC Part 15.247 Bandwidth 6dB DTS ~ BT LE 1 Msps	10
FCC Part 15.247 Bandwidth 6dB DTS ~ BT LE 1 Msps	12
FCC Part 15.247 Bandwidth 6dB DTS ~ BT LE 1 Msps	14
FCC Part 15.247 Bandwidth 99PCT-20dB ~ BT LE 1 Msps	16
FCC Part 15.247 Bandwidth 99PCT-20dB ~ BT LE 1 Msps	20
FCC Part 15.247 Bandwidth 99PCT-20dB ~ BT LE 1 Msps	24
FCC Part 15.247 Maximum Peak Conducted Output Power DTS ~ BT LE 1 Msps	28
FCC Part 15.247 Maximum Peak Conducted Output Power DTS ~ BT LE 1 Msps	31
FCC Part 15.247 Maximum Peak Conducted Output Power DTS ~ BT LE 1 Msps	34
FCC Part 15.247 Peak Power Spectral Density DTS ~ BT LE 1 Msps	37
FCC Part 15.247 Peak Power Spectral Density DTS ~ BT LE 1 Msps	39
FCC Part 15.247 Peak Power Spectral Density DTS ~ BT LE 1 Msps	41
FCC Part 15.247 TX Spurious Conducted 20dBc ~ BT LE 1 Msps	43
FCC Part 15.247 TX Spurious Conducted 20dBc ~ BT LE 1 Msps	46
FCC Part 15.247 TX Spurious Conducted 20dBc ~ BT LE 1 Msps	49

EUT Information

EUT DEFINITION	
Manufacturer	SAGEMCOM BROADBAND SAS
Type	Watermeter
Serial Number	Sample 1
Setup Number	1.0
Version SW	Release 2
Version FW	NI
Version HW	UMCM413B
Comment 1	
Comment 2	
Temperature [°C] Min	0
Temperature [°C] Nom	20
Temperature [°C] Max	70
Voltage [V] Min	3.6
Voltage [V] Nom	3.6
Voltage [V] Max	3.6

Common2G4 Peak OP 3MHz/3MHz ~ BT LE 1 Msps

Test References	
TC Start	16.03.2022 09:26:58
Ambit Temp [°C] Humidity [rel%]	23.5 32
System Version	3.0.5.1
Test Specification	None
Test Method	
TC Version	0.0.1
My Description	Peak Output Power conducted 3MHz/3MHz - BT LE 1 Msps
Add. Information	

EUT Common Settings BT Low Energy	
Intermodulation Value N	3
Image Freq. Low Mid High [MHz]	0 0 0
Power Class	2
1 Mbps supported	True TXpayload 255 RXpayload 255
2 Mbps supported	False TXpayload 255 RXpayload 255
Longrange S8 supported	False TXpayload 255 RXpayload 255
Longrange S2 supported	False TXpayload 255 RXpayload 255
Signaling Settings	None HCI 1 2400 None S1 None On
Signaling RF Settings	RF1com 0 0 On
User Interaction	No
Switch Matrix & Pathcompensation enabled	Yes

Test Parameter	
Technology to test	BT LE 1 Msps
Antenna Port used	1
Temperature	nom
Voltage	nom
Frequency low to test	False Freq [MHz] 2402
Frequency mid to test	False Freq [MHz] 2440
Frequency high to test	True Freq [MHz] 2480
Auto Control enabled Power Supply Climatic Box	No No
Additional Path Loss [dB]	0.5
Switched Path	EUT - SignalingUnit - SpectrumAnalyzer

Test Equipment	
Signal analyzer,Rohde&Schwarz,FSV-30,1321.3008K30/103170,3.60	
Switch matrix,CTCadvanced,RSM-1 NI DAQ,31534892,NI	

Test at TX 2480 MHz

RESULT: Reference Power cond.

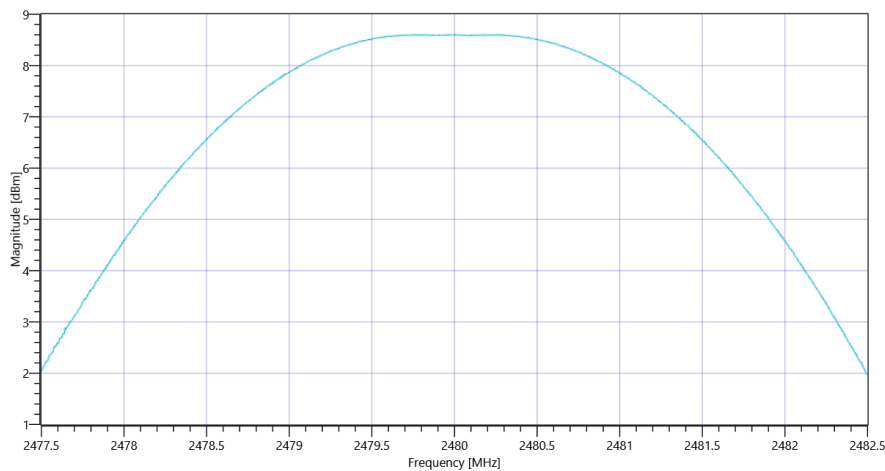
Test Description	Lower Limit	Upper Limit	Measured	Unit	Verdict
Ref. Power 1MHz/1MHz cond.	---	---	8.53	dBm	INFO
Ref. Frequency	---	---	2480.300	MHz	INFO

READ SA SETTINGS:

RefLevel [dBm] RefLevelOffset [dB] InpAtt [dB]	18.53 11.21 25
Start [MHz] Stop [MHz]	2477.500 2482.500
RBW [MHz] VBW [MHz]	3.000000 3.000000
Detector TraceMode	POS MAXH
Sweep: Time [ms] Count Points per Section Type	1000 10 1001 SWE

RESULT

Test Description	Lower Limit	Upper Limit	Measured	Unit	Verdict
Peak Power	---	---	8.6	dBm	INFO
Peak Power	---	---	7.24436	mW	INFO
Frequency at Peak	---	---	2480.26	MHz	INFO



Common2G4 Peak OP 3MHz-3MHz ~ BT LE 1 Msps

General verdict

PASS

Common2G4 Peak OP 3MHz/3MHz ~ BT LE 1 Msps

Test References	
TC Start	16.03.2022 09:15:05
Ambit Temp [°C] Humidity [rel%]	23.2 32
System Version	3.0.5.1
Test Specification	None
Test Method	
TC Version	0.0.1
My Description	Peak Output Power conducted 3MHz/3MHz - BT LE 1 Msps
Add. Information	

EUT Common Settings BT Low Energy	
Intermodulation Value N	3
Image Freq. Low Mid High [MHz]	0 0 0
Power Class	2
1 Mbps supported	True TXpayload 255 RXpayload 255
2 Mbps supported	False TXpayload 255 RXpayload 255
Longrange S8 supported	False TXpayload 255 RXpayload 255
Longrange S2 supported	False TXpayload 255 RXpayload 255
Signaling Settings	None HCI 1 2400 None S1 None On
Signaling RF Settings	RF1com 0 0 On
User Interaction	No
Switch Matrix & Pathcompensation enabled	Yes

Test Parameter	
Technology to test	BT LE 1 Msps
Antenna Port used	1
Temperature	nom
Voltage	nom
Frequency low to test	False Freq [MHz] 2402
Frequency mid to test	True Freq [MHz] 2440
Frequency high to test	False Freq [MHz] 2480
Auto Control enabled Power Supply Climatic Box	No No
Additional Path Loss [dB]	0.5
Switched Path	EUT - SignalingUnit - SpectrumAnalyzer

Test Equipment	
Signal analyzer,Rohde&Schwarz,FSV-30,1321.3008K30/103170,3.60	
Switch matrix,CTCadvanced,RSM-1 NI DAQ,31534892,NI	

Test at TX 2440 MHz

RESULT: Reference Power cond.

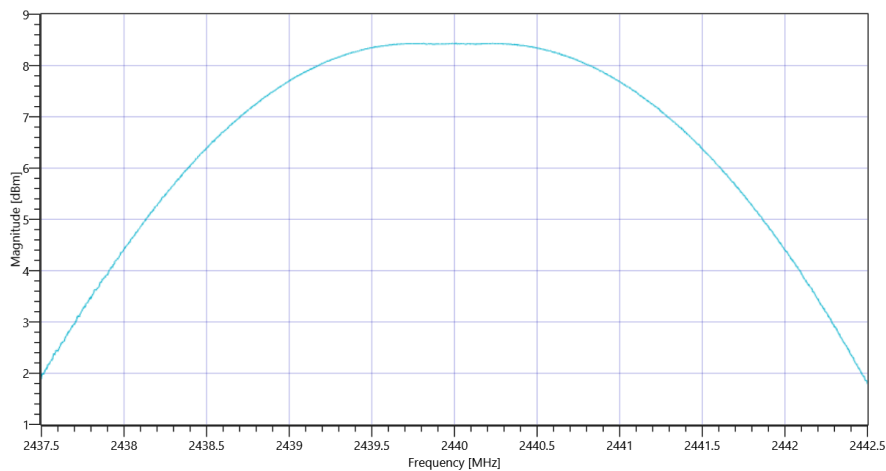
Test Description	Lower Limit	Upper Limit	Measured	Unit	Verdict
Ref. Power 1MHz/1MHz cond.	---	---	8.40	dBm	INFO
Ref. Frequency	---	---	2440.200	MHz	INFO

READ SA SETTINGS:

RefLevel [dBm] RefLevelOffset [dB] InpAtt [dB]	18.40 11.16 25
Start [MHz] Stop [MHz]	2437.500 2442.500
RBW [MHz] VBW [MHz]	3.000000 3.000000
Detector TraceMode	POS MAXH
Sweep: Time [ms] Count Points per Section Type	1000 10 1001 SWE

RESULT

Test Description	Lower Limit	Upper Limit	Measured	Unit	Verdict
Peak Power	---	---	8.43	dBm	INFO
Peak Power	---	---	6.966265	mW	INFO
Frequency at Peak	---	---	2440.23	MHz	INFO



Common2G4 Peak OP 3MHz-3MHz ~ BT LE 1 Msps

General verdict

PASS

Common2G4 Peak OP 3MHz/3MHz ~ BT LE 1 Msps

Test References	
TC Start	16.03.2022 08:39:49
Ambit Temp [°C] Humidity [rel%]	22.8 33
System Version	3.0.5.1
Test Specification	None
Test Method	
TC Version	0.0.1
My Description	Peak Output Power conducted 3MHz/3MHz - BT LE 1 Msps
Add. Information	

EUT Common Settings BT Low Energy	
Intermodulation Value N	3
Image Freq. Low Mid High [MHz]	0 0 0
Power Class	2
1 Mbps supported	True TXpayload 255 RXpayload 255
2 Mbps supported	False TXpayload 255 RXpayload 255
Longrange S8 supported	False TXpayload 255 RXpayload 255
Longrange S2 supported	False TXpayload 255 RXpayload 255
Signaling Settings	None HCI 1 2400 None S1 None On
Signaling RF Settings	RF1com 0 0 On
User Interaction	No
Switch Matrix & Pathcompensation enabled	Yes

Test Parameter	
Technology to test	BT LE 1 Msps
Antenna Port used	1
Temperature	nom
Voltage	nom
Frequency low to test	True Freq [MHz] 2402
Frequency mid to test	False Freq [MHz] 2440
Frequency high to test	False Freq [MHz] 2480
Auto Control enabled Power Supply Climatic Box	No No
Additional Path Loss [dB]	0.5
Switched Path	EUT - SignalingUnit - SpectrumAnalyzer

Test Equipment	
Signal analyzer,Rohde&Schwarz,FSV-30,1321.3008K30/103170,3.60	
Switch matrix,CTCadvanced,RSM-1 NI DAQ,31534892,NI	

Test at TX 2402 MHz

RESULT: Reference Power cond.

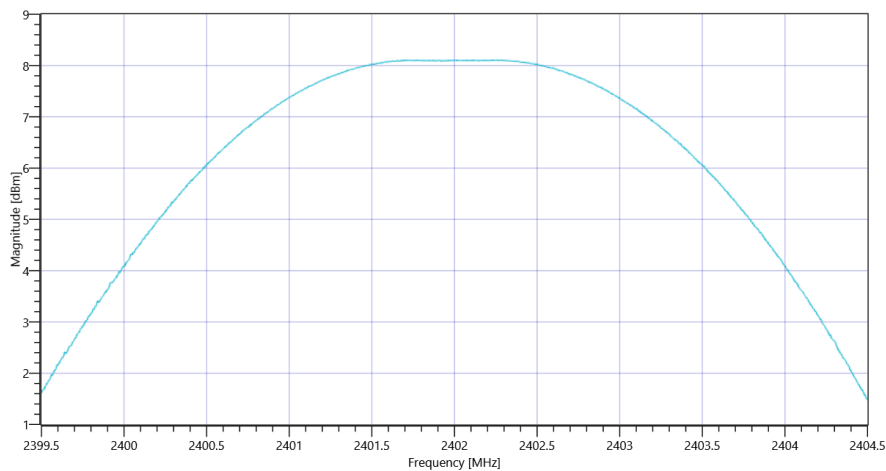
Test Description	Lower Limit	Upper Limit	Measured	Unit	Verdict
Ref. Power 1MHz/1MHz cond.	---	---	8.18	dBm	INFO
Ref. Frequency	---	---	2402.300	MHz	INFO

READ SA SETTINGS:

RefLevel [dBm] RefLevelOffset [dB] InpAtt [dB]	18.18 11.09 25
Start [MHz] Stop [MHz]	2399.500 2404.500
RBW [MHz] VBW [MHz]	3.000000 3.000000
Detector TraceMode	POS MAXH
Sweep: Time [ms] Count Points per Section Type	1000 10 1001 SWE

RESULT

Test Description	Lower Limit	Upper Limit	Measured	Unit	Verdict
Peak Power	---	---	8.11	dBm	INFO
Peak Power	---	---	6.471426	mW	INFO
Frequency at Peak	---	---	2402.255	MHz	INFO



Common2G4 Peak OP 3MHz-3MHz ~ BT LE 1 Msps

General verdict

PASS

FCC Part 15.247 Bandwidth 6dB DTS ~ BT LE 1 Msps

Test References	
TC Start	16.03.2022 09:28:28
Ambit Temp [°C] Humidity [rel%]	23.5 32
System Version	3.0.5.1
Test Specification	FCC Part 15.247
Test Method	99
TC Version	0.0.1
My Description	FCC 15.247 Bandwidth 6dB DTS - BT LE 1 Msps
Add. Information	

EUT Common Settings BT Low Energy	
Intermodulation Value N	3
Image Freq. Low Mid High [MHz]	0 0 0
Power Class	2
1 Mbps supported	True TXpayload 255 RXpayload 255
2 Mbps supported	False TXpayload 255 RXpayload 255
Longrange S8 supported	False TXpayload 255 RXpayload 255
Longrange S2 supported	False TXpayload 255 RXpayload 255
Signaling Settings	None HCI 1 2400 None S1 None On
Signaling RF Settings	RF1com 0 0 On
User Interaction	No
Switch Matrix & Pathcompensation enabled	Yes

Test Parameter	
Technology to test	BT LE 1 Msps
Antenna Port used	1
Temperature	nom
Voltage	nom
Frequency low to test	False Freq [MHz] 2402
Frequency mid to test	False Freq [MHz] 2440
Frequency high to test	True Freq [MHz] 2480
Auto Control enabled Power Supply Climatic Box	No No
Additional Path Loss [dB]	0.5
Switched Path	EUT - SignalingUnit - SpectrumAnalyzer

Test Equipment	
Signal analyzer,Rohde&Schwarz,FSV-30,1321.3008K30/103170,3.60	
Switch matrix,CTCadvanced,RSM-1 NI DAQ,31534892,NI	

Test at TX 2480 MHz

RESULT: Reference Power cond.

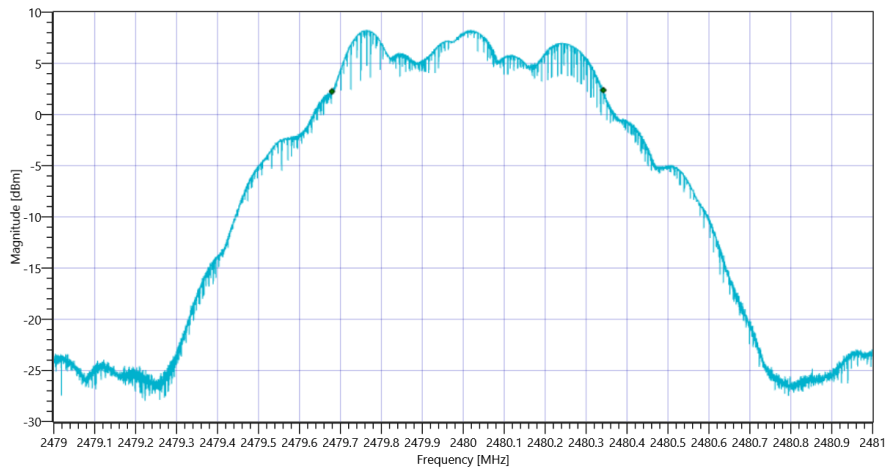
Test Description	Lower Limit	Upper Limit	Measured	Unit	Verdict
Ref. Power 1MHz/1MHz cond.	---	---	8.57	dBm	INFO
Ref. Frequency	---	---	2480.300	MHz	INFO

READ SA SETTINGS:

RefLevel [dBm] RefLevelOffset [dB] InpAtt [dB]	13.57 11.21 20
Start [MHz] Stop [MHz]	2479.000 2481.000
RBW [MHz] VBW [MHz]	0.100000 0.300000
Detector TraceMode	POS MAXH
Sweep: Time [ms] Count Points per Section Type	50 200 10001 SWE

RESULT

Test Description	Lower Limit	Upper Limit	Measured	Unit	Verdict
DTS Bandwidth (6dB)	500	---	663	kHz	PASS



FCC Part 15.247 Bandwidth 6dB DTS ~ BTLE 1 Msps

General verdict

PASS

FCC Part 15.247 Bandwidth 6dB DTS ~ BT LE 1 Msps

Test References	
TC Start	16.03.2022 09:16:33
Ambit Temp [°C] Humidity [rel%]	23.3 32
System Version	3.0.5.1
Test Specification	FCC Part 15.247
Test Method	99
TC Version	0.0.1
My Description	FCC 15.247 Bandwidth 6dB DTS - BT LE 1 Msps
Add. Information	

EUT Common Settings BT Low Energy	
Intermodulation Value N	3
Image Freq. Low Mid High [MHz]	0 0 0
Power Class	2
1 Mbps supported	True TXpayload 255 RXpayload 255
2 Mbps supported	False TXpayload 255 RXpayload 255
Longrange S8 supported	False TXpayload 255 RXpayload 255
Longrange S2 supported	False TXpayload 255 RXpayload 255
Signaling Settings	None HCI 1 2400 None S1 None On
Signaling RF Settings	RF1com 0 0 On
User Interaction	No
Switch Matrix & Pathcompensation enabled	Yes

Test Parameter	
Technology to test	BT LE 1 Msps
Antenna Port used	1
Temperature	nom
Voltage	nom
Frequency low to test	False Freq [MHz] 2402
Frequency mid to test	True Freq [MHz] 2440
Frequency high to test	False Freq [MHz] 2480
Auto Control enabled Power Supply Climatic Box	No No
Additional Path Loss [dB]	0.5
Switched Path	EUT - SignalingUnit - SpectrumAnalyzer

Test Equipment	
Signal analyzer,Rohde&Schwarz,FSV-30,1321.3008K30/103170,3.60	
Switch matrix,CTCadvanced,RSM-1 NI DAQ,31534892,NI	

Test at TX 2440 MHz

RESULT: Reference Power cond.

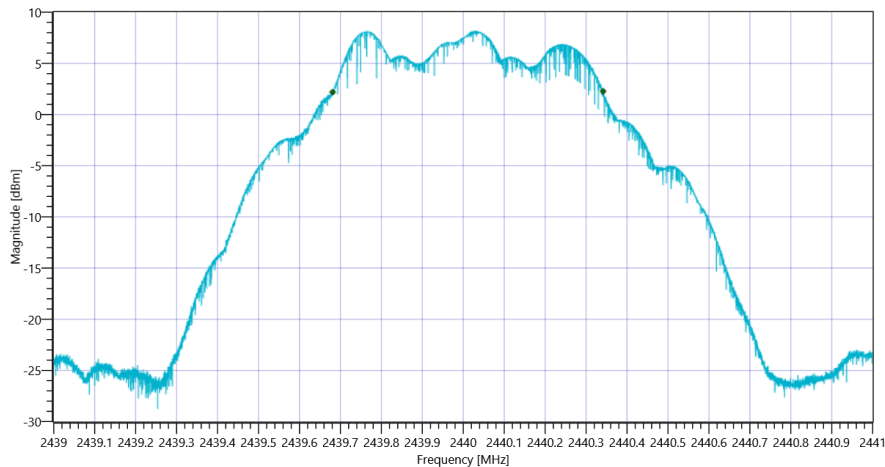
Test Description	Lower Limit	Upper Limit	Measured	Unit	Verdict
Ref. Power 1MHz/1MHz cond.	---	---	8.43	dBm	INFO
Ref. Frequency	---	---	2440.300	MHz	INFO

READ SA SETTINGS:

RefLevel [dBm] RefLevelOffset [dB] InpAtt [dB]	13.43 11.16 20
Start [MHz] Stop [MHz]	2439.000 2441.000
RBW [MHz] VBW [MHz]	0.100000 0.300000
Detector TraceMode	POS MAXH
Sweep: Time [ms] Count Points per Section Type	50 200 10001 SWE

RESULT

Test Description	Lower Limit	Upper Limit	Measured	Unit	Verdict
DTS Bandwidth (6dB)	500	---	661	kHz	PASS



FCC Part 15.247 Bandwidth 6dB DTS ~ BT LE 1 Msps

General verdict

PASS

FCC Part 15.247 Bandwidth 6dB DTS ~ BT LE 1 Msps

Test References	
TC Start	16.03.2022 08:41:19
Ambit Temp [°C] Humidity [rel%]	22.9 33
System Version	3.0.5.1
Test Specification	FCC Part 15.247
Test Method	99
TC Version	0.0.1
My Description	FCC 15.247 Bandwidth 6dB DTS - BT LE 1 Msps
Add. Information	

EUT Common Settings BT Low Energy	
Intermodulation Value N	3
Image Freq. Low Mid High [MHz]	0 0 0
Power Class	2
1 Mbps supported	True TXpayload 255 RXpayload 255
2 Mbps supported	False TXpayload 255 RXpayload 255
Longrange S8 supported	False TXpayload 255 RXpayload 255
Longrange S2 supported	False TXpayload 255 RXpayload 255
Signaling Settings	None HCI 1 2400 None S1 None On
Signaling RF Settings	RF1com 0 0 On
User Interaction	No
Switch Matrix & Pathcompensation enabled	Yes

Test Parameter	
Technology to test	BT LE 1 Msps
Antenna Port used	1
Temperature	nom
Voltage	nom
Frequency low to test	True Freq [MHz] 2402
Frequency mid to test	False Freq [MHz] 2440
Frequency high to test	False Freq [MHz] 2480
Auto Control enabled Power Supply Climatic Box	No No
Additional Path Loss [dB]	0.5
Switched Path	EUT - SignalingUnit - SpectrumAnalyzer

Test Equipment	
Signal analyzer,Rohde&Schwarz,FSV-30,1321.3008K30/103170,3.60	
Switch matrix,CTCadvanced,RSM-1 NI DAQ,31534892,NI	

Test at TX 2402 MHz

RESULT: Reference Power cond.

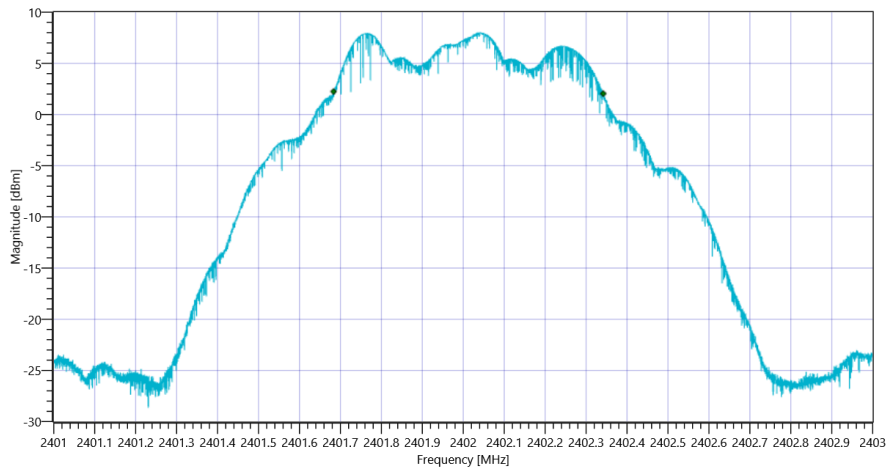
Test Description	Lower Limit	Upper Limit	Measured	Unit	Verdict
Ref. Power 1MHz/1MHz cond.	---	---	8.31	dBm	INFO
Ref. Frequency	---	---	2402.300	MHz	INFO

READ SA SETTINGS:

RefLevel [dBm] RefLevelOffset [dB] InpAtt [dB]	13.31 11.09 20
Start [MHz] Stop [MHz]	2401.000 2403.000
RBW [MHz] VBW [MHz]	0.100000 0.300000
Detector TraceMode	POS MAXH
Sweep: Time [ms] Count Points per Section Type	50 200 10001 SWE

RESULT

Test Description	Lower Limit	Upper Limit	Measured	Unit	Verdict
DTS Bandwidth (6dB)	500	---	659	kHz	PASS



FCC Part 15.247 Bandwidth 6dB DTS ~ BT LE 1 Msps

General verdict

PASS

FCC Part 15.247 Bandwidth 99PCT-20dB ~ BT LE 1 Msp

Test References	
TC Start	16.03.2022 09:29:49
Ambit Temp [°C] Humidity [rel%]	23.4 32
System Version	3.0.5.1
Test Specification	FCC Part 15.247
Test Method	
TC Version	0.0.2
My Description	FCC 15.247 Bandwidth 99PCT-20dB DTS - BT LE 1 Msp
Add. Information	

EUT Common Settings BT Low Energy	
Intermodulation Value N	3
Image Freq. Low Mid High [MHz]	0 0 0
Power Class	2
1 Mbps supported	True TXpayload 255 RXpayload 255
2 Mbps supported	False TXpayload 255 RXpayload 255
Longrange S8 supported	False TXpayload 255 RXpayload 255
Longrange S2 supported	False TXpayload 255 RXpayload 255
Signaling Settings	None HCI 1 2400 None S1 None On
Signaling RF Settings	RF1com 0 0 On
User Interaction	No
Switch Matrix & Pathcompensation enabled	Yes

Test Parameter	
Technology to test	BT LE 1 Msp
Antenna Port used	1
Temperature	nom
Voltage	nom
Frequency low to test	False Freq [MHz] 2402
Frequency mid to test	False Freq [MHz] 2440
Frequency high to test	True Freq [MHz] 2480
Auto Control enabled Power Supply Climatic Box	No No
Additional Path Loss [dB]	0.5
Switched Path	EUT - SignalingUnit - SpectrumAnalyzer

Test Equipment	
Signal analyzer,Rohde&Schwarz,FSV-30,1321.3008K30/103170,3.60	
Switch matrix,CTCadvanced,RSM-1 NI DAQ,31534892,NI	

Test at TX 2480 MHz

RESULT: Reference Power cond.

Test Description	Lower Limit	Upper Limit	Measured	Unit	Verdict
Ref. Power 1MHz/1MHz cond.	---	---	8.57	dBm	INFO
Ref. Frequency	---	---	2480.200	MHz	INFO

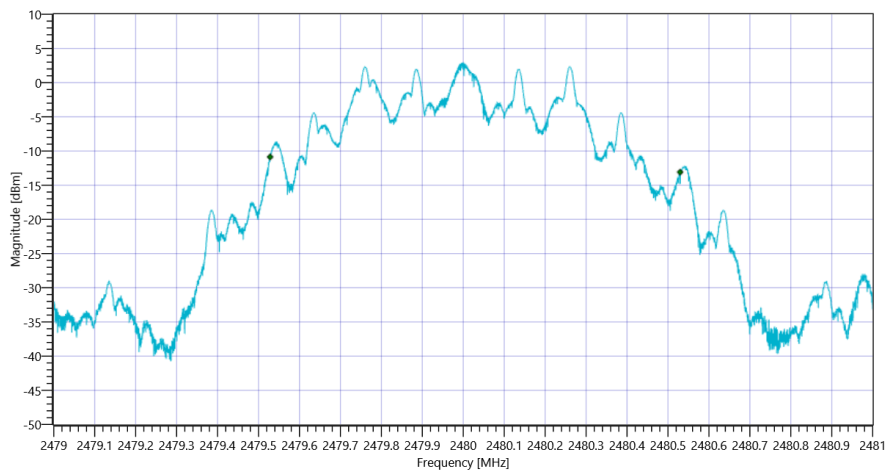
READ SA SETTINGS:

RefLevel [dBm] RefLevelOffset [dB] InpAtt [dB]	13.57 11.21 20
Start [MHz] Stop [MHz]	2479.000 2481.000
RBW [MHz] VBW [MHz]	0.020000 0.100000
Detector TraceMode	POS MAXH
Sweep: Time [ms] Count Points per Section Type	50 200 10001 SWE

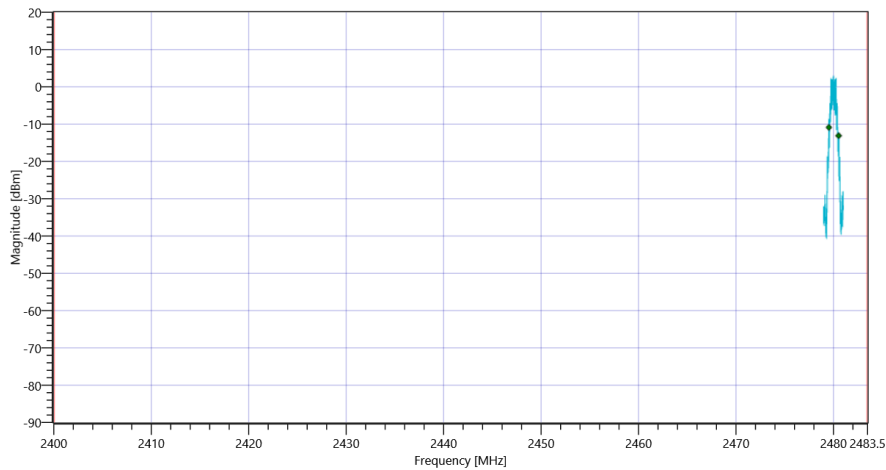
RESULT

Test Description	Lower Limit	Upper Limit	Measured	Unit	Verdict
Bandwidth 99%	---	---	1001.100	kHz	INFO
T1 99%	2400.000000	---	2479.5284	MHz	PASS
T2 99%	---	2483.500000	2480.5295	MHz	PASS

Plot: Bandwidth only



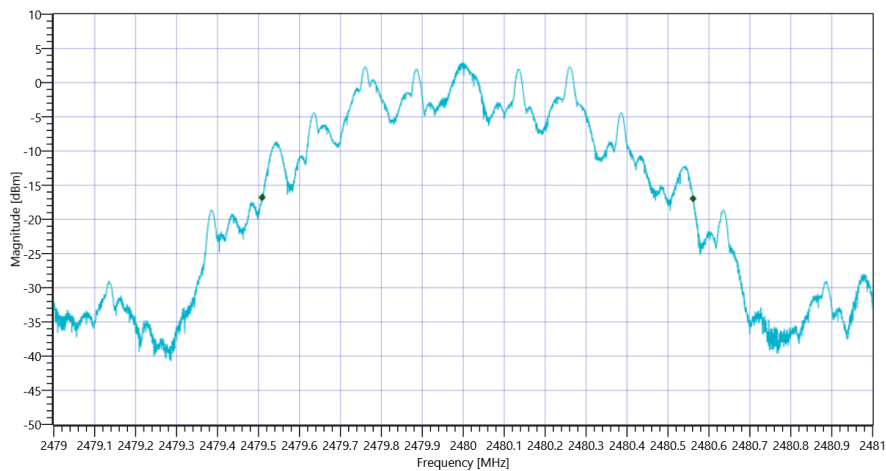
Plot: Bandwidth within Band



FCC Part 15.247 Bandwidth 99PCT-20dB ~ BT LE 1 Msp

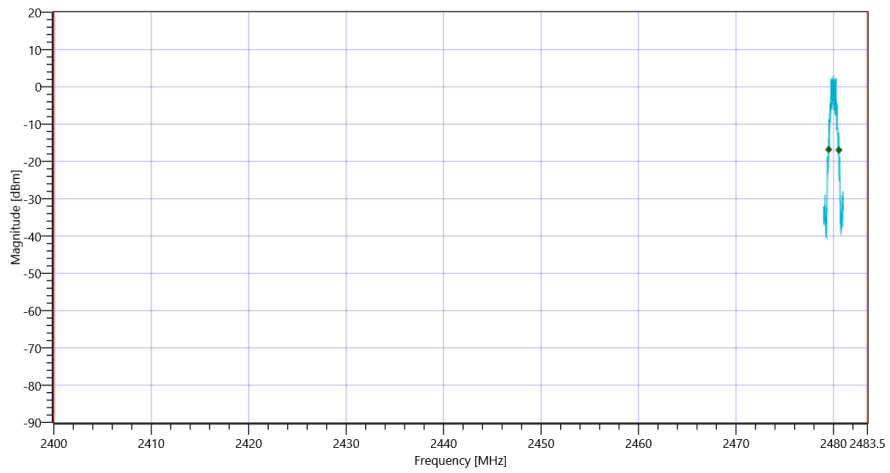
RESULT						
Test Description	Lower Limit	Upper Limit	Measured	Unit	Verdict	
Bandwidth 20dB	---	---	1052	kHz	INFO	
T1 20dB	2400.000000	---	2479.5088	MHz	PASS	
T2 20dB	---	2483.500000	2480.5612	MHz	PASS	

Plot: Bandwidth only



FCC Part 15.247 Bandwidth 99PCT-20dB ~ BT LE 1 Msp 20dB

Plot: Bandwidth within Band



FCC Part 15.247 Bandwidth 99PCT-20dB ~ BT LE 1 Msp/s

General verdict

PASS

FCC Part 15.247 Bandwidth 99PCT-20dB ~ BT LE 1 Msps

Test References	
TC Start	16.03.2022 09:17:54
Ambit Temp [°C] Humidity [rel%]	23.3 32
System Version	3.0.5.1
Test Specification	FCC Part 15.247
Test Method	
TC Version	0.0.2
My Description	FCC 15.247 Bandwidth 99PCT-20dB DTS - BT LE 1 Msps
Add. Information	

EUT Common Settings BT Low Energy	
Intermodulation Value N	3
Image Freq. Low Mid High [MHz]	0 0 0
Power Class	2
1 Mbps supported	True TXpayload 255 RXpayload 255
2 Mbps supported	False TXpayload 255 RXpayload 255
Longrange S8 supported	False TXpayload 255 RXpayload 255
Longrange S2 supported	False TXpayload 255 RXpayload 255
Signaling Settings	None HCI 1 2400 None S1 None On
Signaling RF Settings	RF1com 0 0 On
User Interaction	No
Switch Matrix & Pathcompensation enabled	Yes

Test Parameter	
Technology to test	BT LE 1 Msps
Antenna Port used	1
Temperature	nom
Voltage	nom
Frequency low to test	False Freq [MHz] 2402
Frequency mid to test	True Freq [MHz] 2440
Frequency high to test	False Freq [MHz] 2480
Auto Control enabled Power Supply Climatic Box	No No
Additional Path Loss [dB]	0.5
Switched Path	EUT - SignalingUnit - SpectrumAnalyzer

Test Equipment	
Signal analyzer,Rohde&Schwarz,FSV-30,1321.3008K30/103170,3.60	
Switch matrix,CTCadvanced,RSM-1 NI DAQ,31534892,NI	

Test at TX 2440 MHz

RESULT: Reference Power cond.

Test Description	Lower Limit	Upper Limit	Measured	Unit	Verdict
Ref. Power 1MHz/1MHz cond.	---	---	8.46	dBm	INFO
Ref. Frequency	---	---	2440.300	MHz	INFO

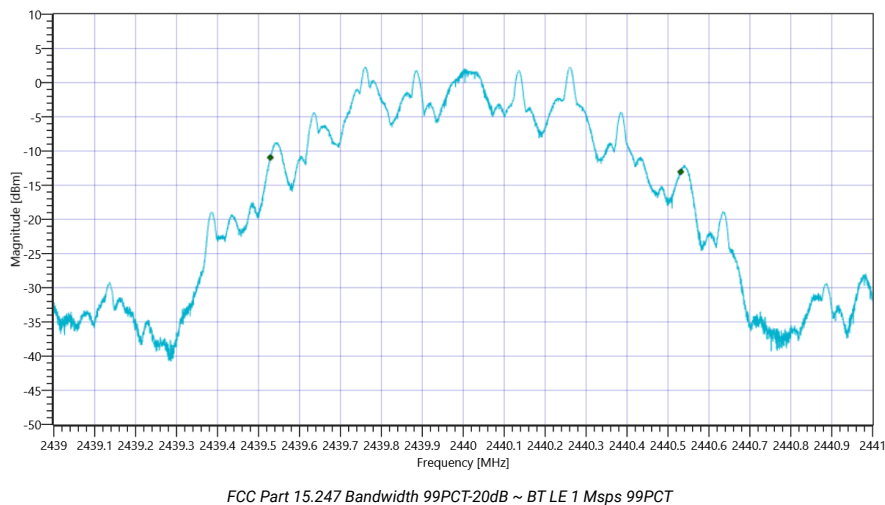
READ SA SETTINGS:

RefLevel [dBm] RefLevelOffset [dB] InpAtt [dB]	13.46 11.16 20
Start [MHz] Stop [MHz]	2439.000 2441.000
RBW [MHz] VBW [MHz]	0.020000 0.100000
Detector TraceMode	POS MAXH
Sweep: Time [ms] Count Points per Section Type	50 200 10001 SWE

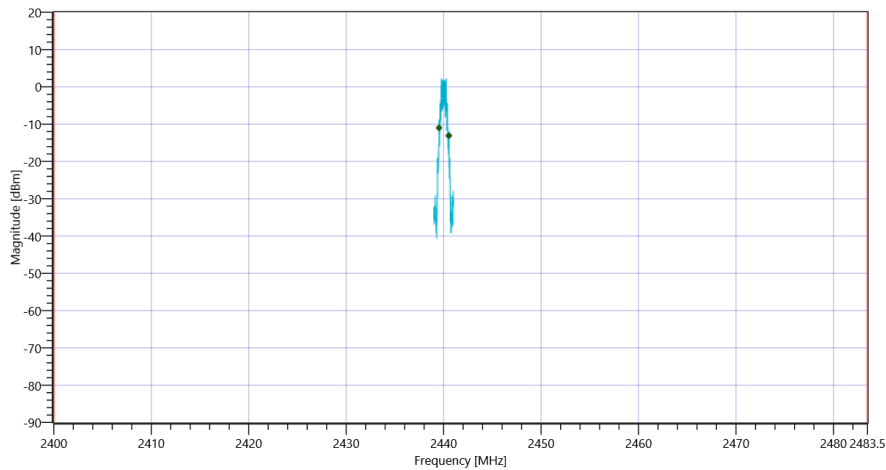
RESULT

Test Description	Lower Limit	Upper Limit	Measured	Unit	Verdict
Bandwidth 99%	---	---	1002.100	kHz	INFO
T1 99%	2400.000000	---	2439.5288	MHz	PASS
T2 99%	---	2483.500000	2440.5309	MHz	PASS

Plot: Bandwidth only



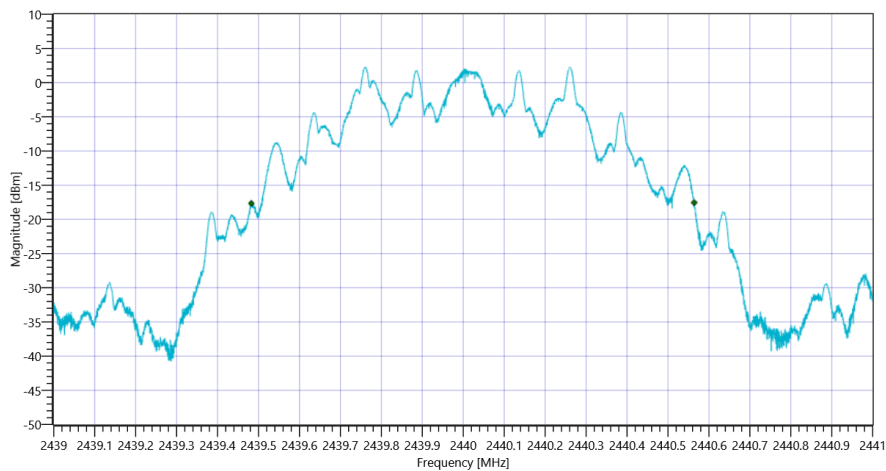
Plot: Bandwidth within Band



FCC Part 15.247 Bandwidth 99PCT-20dB ~ BT LE 1 Msp

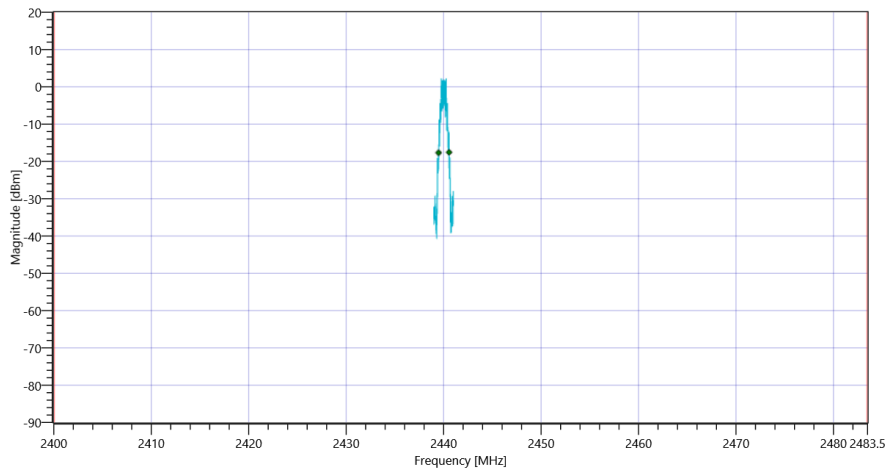
RESULT					
Test Description	Lower Limit	Upper Limit	Measured	Unit	Verdict
Bandwidth 20dB	---	---	1082	kHz	INFO
T1 20dB	2400.000000	---	2439.4824	MHz	PASS
T2 20dB	---	2483.500000	2440.5640	MHz	PASS

Plot: Bandwidth only



FCC Part 15.247 Bandwidth 99PCT-20dB ~ BT LE 1 Msp 20dB

Plot: Bandwidth within Band



FCC Part 15.247 Bandwidth 99PCT-20dB ~ BT LE 1 Msp

General verdict

PASS

FCC Part 15.247 Bandwidth 99PCT-20dB ~ BT LE 1 Msp

Test References	
TC Start	16.03.2022 08:42:40
Ambit Temp [°C] Humidity [rel%]	22.9 32
System Version	3.0.5.1
Test Specification	FCC Part 15.247
Test Method	
TC Version	0.0.2
My Description	FCC 15.247 Bandwidth 99PCT-20dB DTS - BT LE 1 Msp
Add. Information	

EUT Common Settings BT Low Energy	
Intermodulation Value N	3
Image Freq. Low Mid High [MHz]	0 0 0
Power Class	2
1 Mbps supported	True TXpayload 255 RXpayload 255
2 Mbps supported	False TXpayload 255 RXpayload 255
Longrange S8 supported	False TXpayload 255 RXpayload 255
Longrange S2 supported	False TXpayload 255 RXpayload 255
Signaling Settings	None HCI 1 2400 None S1 None On
Signaling RF Settings	RF1com 0 0 On
User Interaction	No
Switch Matrix & Pathcompensation enabled	Yes

Test Parameter	
Technology to test	BT LE 1 Msp
Antenna Port used	1
Temperature	nom
Voltage	nom
Frequency low to test	True Freq [MHz] 2402
Frequency mid to test	False Freq [MHz] 2440
Frequency high to test	False Freq [MHz] 2480
Auto Control enabled Power Supply Climatic Box	No No
Additional Path Loss [dB]	0.5
Switched Path	EUT - SignalingUnit - SpectrumAnalyzer

Test Equipment	
Signal analyzer,Rohde&Schwarz,FSV-30,1321.3008K30/103170,3.60	
Switch matrix,CTCadvanced,RSM-1 NI DAQ,31534892,NI	

Test at TX 2402 MHz

RESULT: Reference Power cond.

Test Description	Lower Limit	Upper Limit	Measured	Unit	Verdict
Ref. Power 1MHz/1MHz cond.	---	---	8.29	dBm	INFO
Ref. Frequency	---	---	2402.200	MHz	INFO

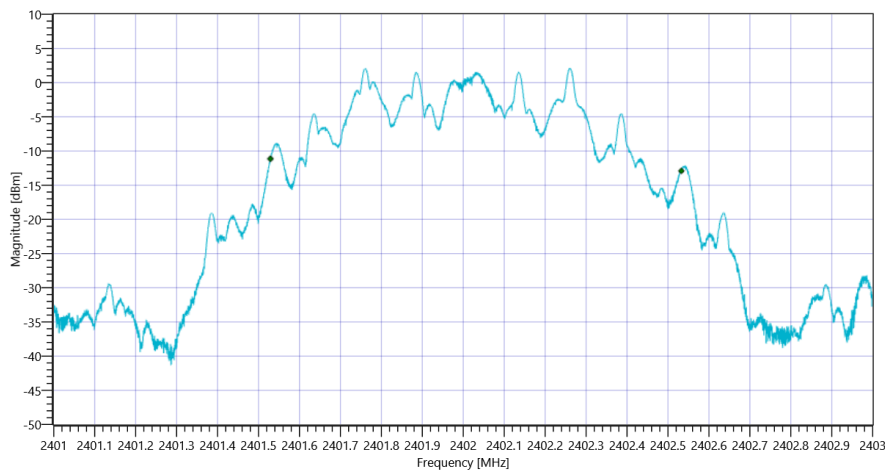
READ SA SETTINGS:

RefLevel [dBm] RefLevelOffset [dB] InpAtt [dB]	13.29 11.09 20
Start [MHz] Stop [MHz]	2401.000 2403.000
RBW [MHz] VBW [MHz]	0.020000 0.100000
Detector TraceMode	POS MAXH
Sweep: Time [ms] Count Points per Section Type	50 200 10001 SWE

RESULT

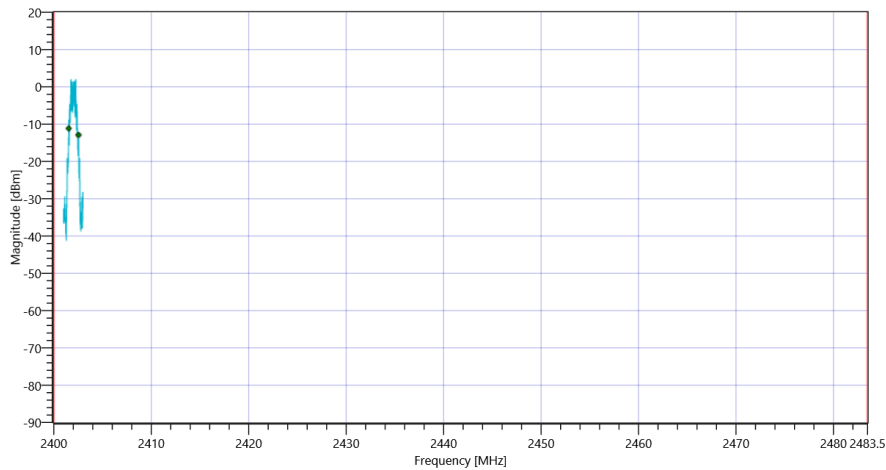
Test Description	Lower Limit	Upper Limit	Measured	Unit	Verdict
Bandwidth 99%	---	---	1003.500	kHz	INFO
T1 99%	2400.000000	---	2401.5290	MHz	PASS
T2 99%	---	2483.500000	2402.5325	MHz	PASS

Plot: Bandwidth only



FCC Part 15.247 Bandwidth 99PCT-20dB ~ BT LE 1 Msps 99PCT

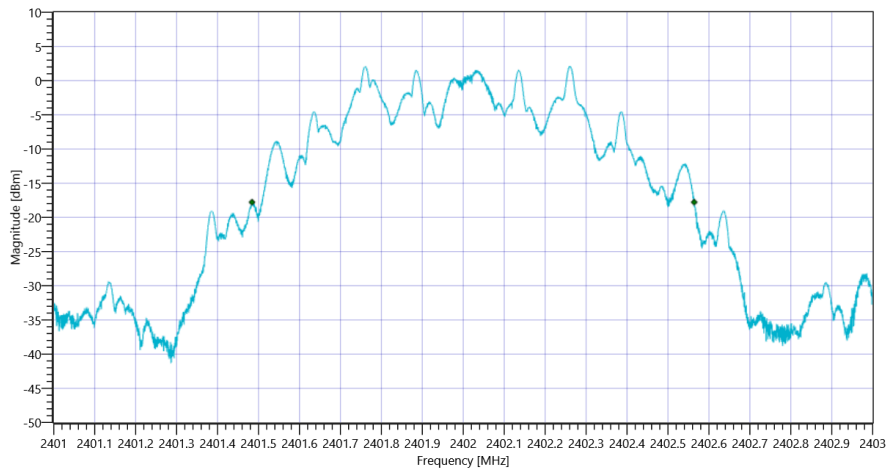
Plot: Bandwidth within Band



FCC Part 15.247 Bandwidth 99PCT-20dB ~ BT LE 1 Msp

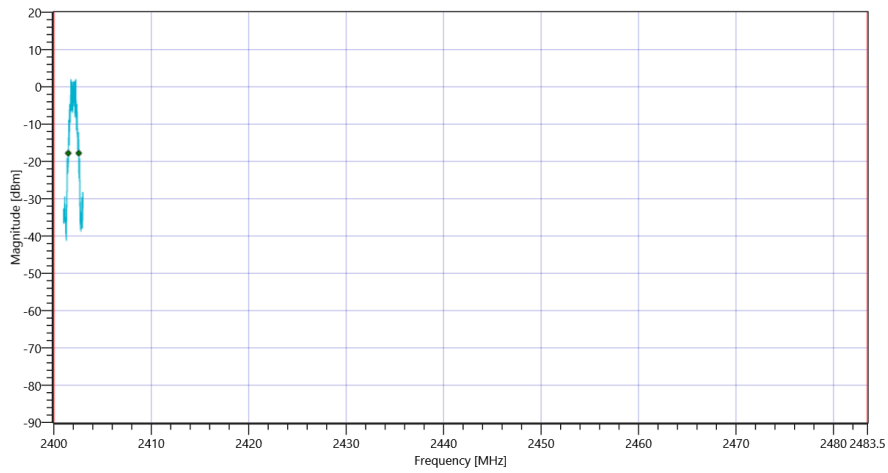
RESULT					
Test Description	Lower Limit	Upper Limit	Measured	Unit	Verdict
Bandwidth 20dB	---	---	1080	kHz	INFO
T1 20dB	2400.000000	---	2401.4840	MHz	PASS
T2 20dB	---	2483.500000	2402.5640	MHz	PASS

Plot: Bandwidth only



FCC Part 15.247 Bandwidth 99PCT-20dB ~ BT LE 1 Msp 20dB

Plot: Bandwidth within Band



FCC Part 15.247 Bandwidth 99PCT-20dB ~ BT LE 1 Msp

General verdict

PASS

FCC Part 15.247 Maximum Peak Conducted Output Power DTS ~ BT LE 1 Msps

Test References	
TC Start	16.03.2022 09:27:33
Ambit Temp [°C] Humidity [rel%]	23.5 32
System Version	3.0.5.1
Test Specification	FCC Part 15.247
Test Method	DTS: KDB 558074 D01 V05 - Chapter 8.3.1.1 RBW ≥ DTS Bandwidth
TC Version	0.0.1
My Description	FCC 15.247 Maximum Peak Output Power Conducted DTS - BT LE 1 Msps
Add. Information	

EUT Common Settings BT Low Energy	
Intermodulation Value N	3
Image Freq. Low Mid High [MHz]	0 0 0
Power Class	2
1 Mbps supported	True TXpayload 255 RXpayload 255
2 Mbps supported	False TXpayload 255 RXpayload 255
Longrange S8 supported	False TXpayload 255 RXpayload 255
Longrange S2 supported	False TXpayload 255 RXpayload 255
Signaling Settings	None HCI 1 2400 None S1 None On
Signaling RF Settings	RF1com 0 0 On
User Interaction	No
Switch Matrix & Pathcompensation enabled	Yes

Test Parameter	
Technology to test	BT LE 1 Msps
Antenna Port used	1
Temperature	nom
Voltage	nom
Frequency low to test	False Freq [MHz] 2402
Frequency mid to test	False Freq [MHz] 2440
Frequency high to test	True Freq [MHz] 2480
Auto Control enabled Power Supply Climatic Box	No No
Additional Path Loss [dB]	0.5
Switched Path	EUT - SignalingUnit - SpectrumAnalyzer

Test Equipment	
Signal analyzer,Rohde&Schwarz,FSV-30,1321.3008K30/103170,3.60	
Switch matrix,CTCadvanced,RSM-1 NI DAQ,31534892,NI	

Test at TX 2480 MHz

RESULT: Reference Power cond.

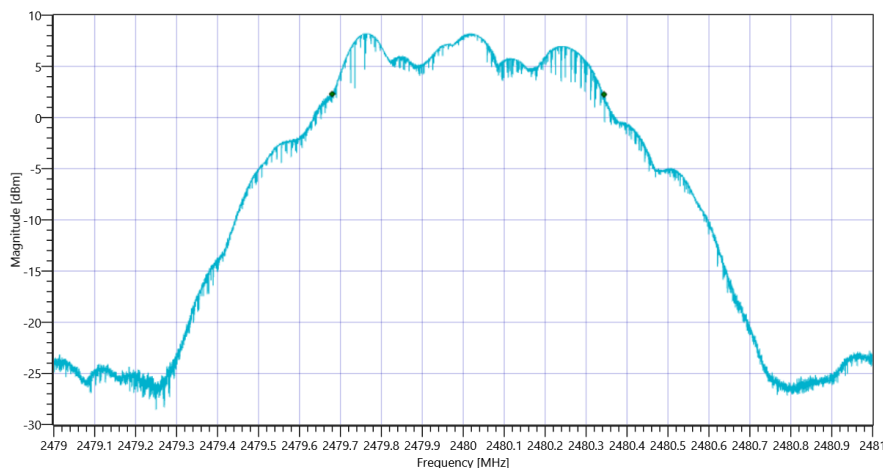
Test Description	Lower Limit	Upper Limit	Measured	Unit	Verdict
Ref. Power 1MHz/1MHz cond.	---	---	8.56	dBm	INFO
Ref. Frequency	---	---	2480.300	MHz	INFO

READ SA SETTINGS:

RefLevel [dBm] RefLevelOffset [dB] InpAtt [dB]	13.56 11.21 20
Start [MHz] Stop [MHz]	2479.000 2481.000
RBW [MHz] VBW [MHz]	0.100000 0.300000
Detector TraceMode	POS MAXH
Sweep: Time [ms] Count Points per Section Type	50 200 10001 SWE

DTS Bandwidth

Test Description	Lower Limit	Upper Limit	Measured	Unit	Verdict
DTS Bandwidth (6dB)	---	---	664	kHz	INFO



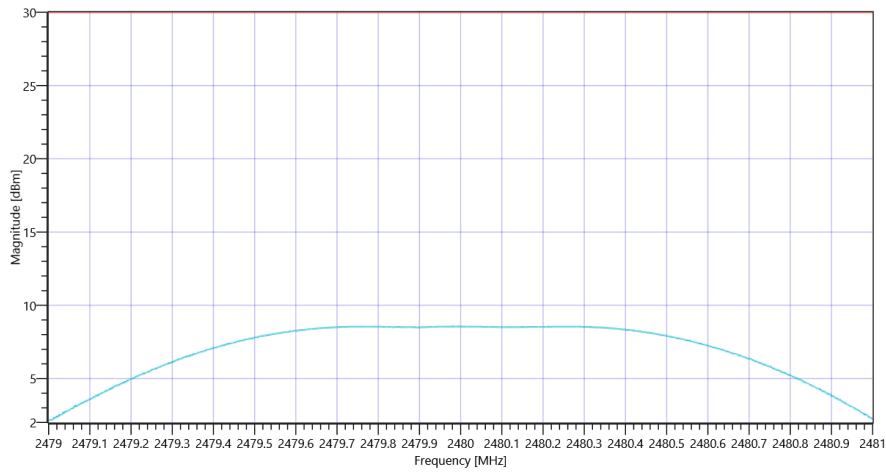
FCC Part 15.247 Maximum Peak Conducted Output Power DTS ~ BT LE 1 Msps DTS BW

READ SA SETTINGS:

RefLevel [dBm] RefLevelOffset [dB] InpAtt [dB]	18.56 11.21 25
Start [MHz] Stop [MHz]	2479.000 2481.000
RBW [MHz] VBW [MHz]	1.000000 3.000000
Detector TraceMode	POS MAXH
Sweep: Time [ms] Count Points per Section Type	50 200 1001 SWE

RESULT

Test Description	Lower Limit	Upper Limit	Measured	Unit	Verdict
Peak Power	---	30.00	8.56	dBm	PASS
Peak Power	---	1000	7.177943	mW	PASS
Frequency at Peak	---	---	2479.98	MHz	INFO



FCC Part 15.247 Maximum Peak Conducted Output Power DTS ~ BT LE 1 Msp

General verdict

PASS

FCC Part 15.247 Maximum Peak Conducted Output Power DTS ~ BT LE 1 Msps

Test References	
TC Start	16.03.2022 09:15:40
Ambit Temp [°C] Humidity [rel%]	23.3 32
System Version	3.0.5.1
Test Specification	FCC Part 15.247
Test Method	DTS: KDB 558074 D01 V05 - Chapter 8.3.1.1 RBW ≥ DTS Bandwidth
TC Version	0.0.1
My Description	FCC 15.247 Maximum Peak Output Power Conducted DTS - BT LE 1 Msps
Add. Information	

EUT Common Settings BT Low Energy	
Intermodulation Value N	3
Image Freq. Low Mid High [MHz]	0 0 0
Power Class	2
1 Mbps supported	True TXpayload 255 RXpayload 255
2 Mbps supported	False TXpayload 255 RXpayload 255
Longrange S8 supported	False TXpayload 255 RXpayload 255
Longrange S2 supported	False TXpayload 255 RXpayload 255
Signaling Settings	None HCI 1 2400 None S1 None On
Signaling RF Settings	RF1com 0 0 On
User Interaction	No
Switch Matrix & Pathcompensation enabled	Yes

Test Parameter	
Technology to test	BT LE 1 Msps
Antenna Port used	1
Temperature	nom
Voltage	nom
Frequency low to test	False Freq [MHz] 2402
Frequency mid to test	True Freq [MHz] 2440
Frequency high to test	False Freq [MHz] 2480
Auto Control enabled Power Supply Climatic Box	No No
Additional Path Loss [dB]	0.5
Switched Path	EUT - SignalingUnit - SpectrumAnalyzer

Test Equipment	
Signal analyzer,Rohde&Schwarz,FSV-30,1321.3008K30/103170,3.60	
Switch matrix,CTCadvanced,RSM-1 NI DAQ,31534892,NI	

Test at TX 2440 MHz

RESULT: Reference Power cond.

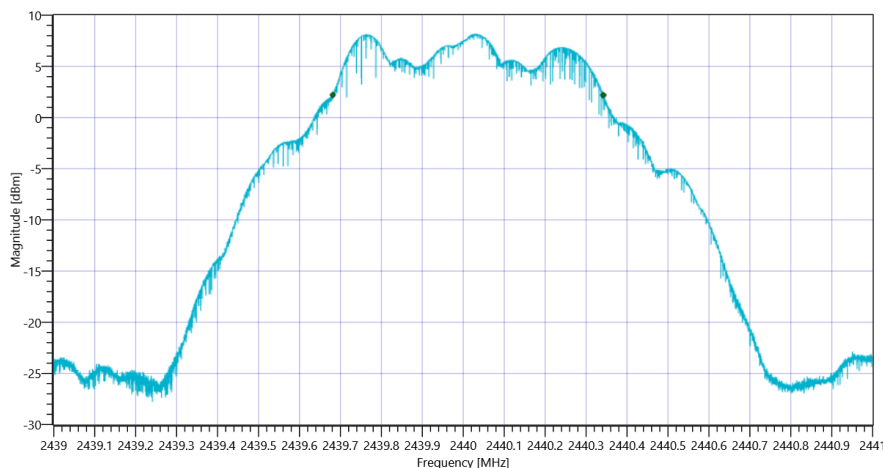
Test Description	Lower Limit	Upper Limit	Measured	Unit	Verdict
Ref. Power 1MHz/1MHz cond.	---	---	8.43	dBm	INFO
Ref. Frequency	---	---	2440.300	MHz	INFO

READ SA SETTINGS:

RefLevel [dBm] RefLevelOffset [dB] InpAtt [dB]	13.43 11.16 20
Start [MHz] Stop [MHz]	2439.000 2441.000
RBW [MHz] VBW [MHz]	0.100000 0.300000
Detector TraceMode	POS MAXH
Sweep: Time [ms] Count Points per Section Type	50 200 10001 SWE

DTS Bandwidth

Test Description	Lower Limit	Upper Limit	Measured	Unit	Verdict
DTS Bandwidth (6dB)	---	---	661	kHz	INFO



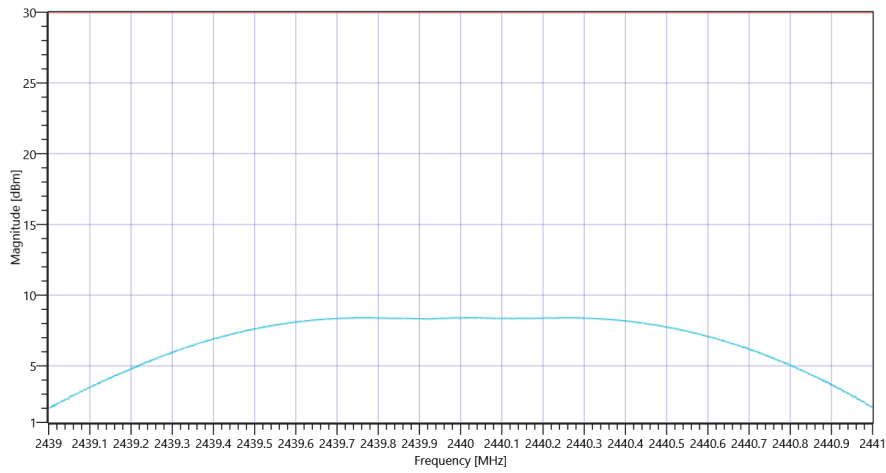
FCC Part 15.247 Maximum Peak Conducted Output Power DTS ~ BT LE 1 Msps DTS BW

READ SA SETTINGS:

RefLevel [dBm] RefLevelOffset [dB] InpAtt [dB]	18.43 11.16 25
Start [MHz] Stop [MHz]	2439.000 2441.000
RBW [MHz] VBW [MHz]	1.000000 3.000000
Detector TraceMode	POS MAXH
Sweep: Time [ms] Count Points per Section Type	50 200 1001 SWE

RESULT

Test Description	Lower Limit	Upper Limit	Measured	Unit	Verdict
Peak Power	---	30.00	8.4	dBm	PASS
Peak Power	---	1000	6.91831	mW	PASS
Frequency at Peak	---	---	2440.056	MHz	INFO



FCC Part 15.247 Maximum Peak Conducted Output Power DTS ~ BT LE 1 Msp

General verdict

PASS

FCC Part 15.247 Maximum Peak Conducted Output Power DTS ~ BT LE 1 Msps

Test References	
TC Start	16.03.2022 08:40:25
Ambit Temp [°C] Humidity [rel%]	22.9 33
System Version	3.0.5.1
Test Specification	FCC Part 15.247
Test Method	DTS: KDB 558074 D01 V05 - Chapter 8.3.1.1 RBW ≥ DTS Bandwidth
TC Version	0.0.1
My Description	FCC 15.247 Maximum Peak Output Power Conducted DTS - BT LE 1 Msps
Add. Information	

EUT Common Settings BT Low Energy	
Intermodulation Value N	3
Image Freq. Low Mid High [MHz]	0 0 0
Power Class	2
1 Mbps supported	True TXpayload 255 RXpayload 255
2 Mbps supported	False TXpayload 255 RXpayload 255
Longrange S8 supported	False TXpayload 255 RXpayload 255
Longrange S2 supported	False TXpayload 255 RXpayload 255
Signaling Settings	None HCI 1 2400 None S1 None On
Signaling RF Settings	RF1com 0 0 On
User Interaction	No
Switch Matrix & Pathcompensation enabled	Yes

Test Parameter	
Technology to test	BT LE 1 Msps
Antenna Port used	1
Temperature	nom
Voltage	nom
Frequency low to test	True Freq [MHz] 2402
Frequency mid to test	False Freq [MHz] 2440
Frequency high to test	False Freq [MHz] 2480
Auto Control enabled Power Supply Climatic Box	No No
Additional Path Loss [dB]	0.5
Switched Path	EUT - SignalingUnit - SpectrumAnalyzer

Test Equipment	
Signal analyzer,Rohde&Schwarz,FSV-30,1321.3008K30/103170,3.60	
Switch matrix,CTCadvanced,RSM-1 NI DAQ,31534892,NI	

Test at TX 2402 MHz

RESULT: Reference Power cond.

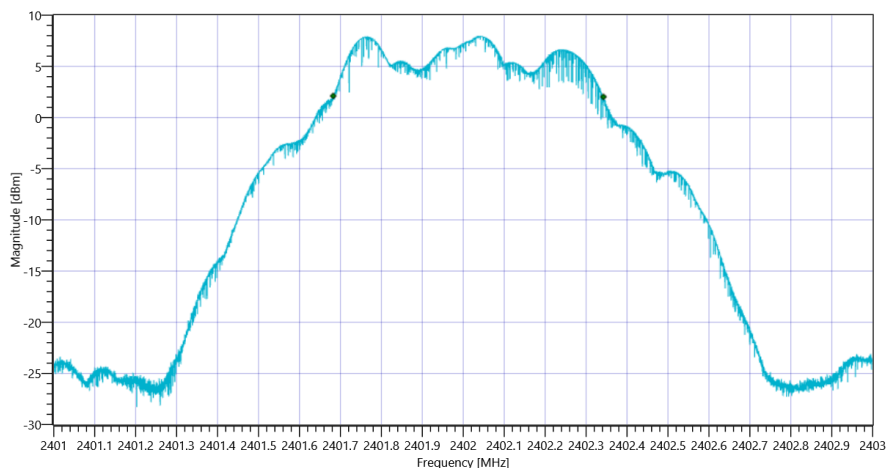
Test Description	Lower Limit	Upper Limit	Measured	Unit	Verdict
Ref. Power 1MHz/1MHz cond.	---	---	8.20	dBm	INFO
Ref. Frequency	---	---	2402.300	MHz	INFO

READ SA SETTINGS:

RefLevel [dBm] RefLevelOffset [dB] InpAtt [dB]	13.20 11.09 20
Start [MHz] Stop [MHz]	2401.000 2403.000
RBW [MHz] VBW [MHz]	0.100000 0.300000
Detector TraceMode	POS MAXH
Sweep: Time [ms] Count Points per Section Type	50 200 10001 SWE

DTS Bandwidth

Test Description	Lower Limit	Upper Limit	Measured	Unit	Verdict
DTS Bandwidth (6dB)	---	---	660	kHz	INFO



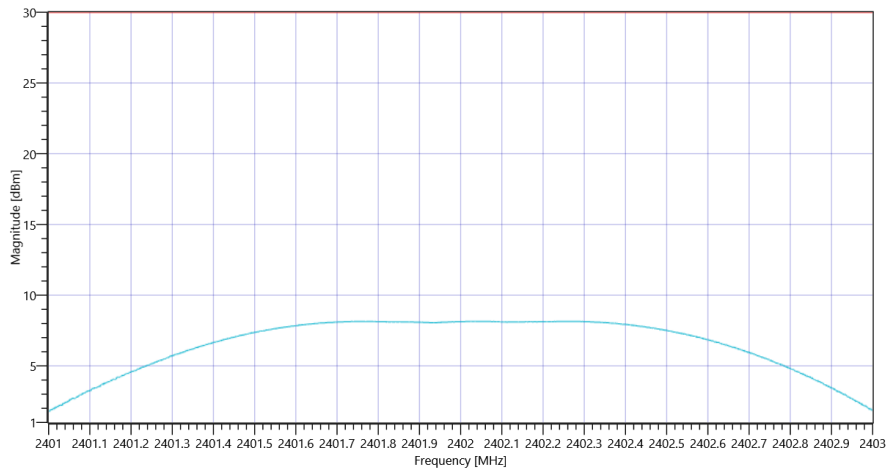
FCC Part 15.247 Maximum Peak Conducted Output Power DTS ~ BT LE 1 Msps DTS BW

READ SA SETTINGS:

RefLevel [dBm] RefLevelOffset [dB] InpAtt [dB]	18.20 11.09 25
Start [MHz] Stop [MHz]	2401.000 2403.000
RBW [MHz] VBW [MHz]	1.000000 3.000000
Detector TraceMode	POS MAXH
Sweep: Time [ms] Count Points per Section Type	50 200 1001 SWE

RESULT

Test Description	Lower Limit	Upper Limit	Measured	Unit	Verdict
Peak Power	---	30.00	8.15	dBm	PASS
Peak Power	---	1000	6.531306	mW	PASS
Frequency at Peak	---	---	2402.246	MHz	INFO



FCC Part 15.247 Maximum Peak Conducted Output Power DTS ~ BT LE 1 Msp

General verdict

PASS

FCC Part 15.247 Peak Power Spectral Density DTS ~ BT LE 1 Msps

Test References	
TC Start	16.03.2022 09:29:03
Ambit Temp [°C] Humidity [rel%]	23.4 32
System Version	3.0.5.1
Test Specification	FCC Part 15.247
Test Method	DTS: KDB 558074 D01 V05 - Chapter 8.4 DTS maximum power spectral density level in the fundamental emission
TC Version	0.0.1
My Description	FCC 15.247 Peak Power Spectral Density DTS - BT LE 1 Msps
Add. Information	

EUT Common Settings BT Low Energy	
Intermodulation Value N	3
Image Freq. Low Mid High [MHz]	0 0 0
Power Class	2
1 Mbps supported	True TXpayload 255 RXpayload 255
2 Mbps supported	False TXpayload 255 RXpayload 255
Longrange S8 supported	False TXpayload 255 RXpayload 255
Longrange S2 supported	False TXpayload 255 RXpayload 255
Signaling Settings	None HCI 1 2400 None S1 None On
Signaling RF Settings	RF1com 0 0 On
User Interaction	No
Switch Matrix & Pathcompensation enabled	Yes

Test Parameter	
Technology to test	BT LE 1 Msps
Antenna Port used	1
Temperature	nom
Voltage	nom
Frequency low to test	False Freq [MHz] 2402
Frequency mid to test	False Freq [MHz] 2440
Frequency high to test	True Freq [MHz] 2480
Auto Control enabled Power Supply Climatic Box	No No
Additional Path Loss [dB]	0.5
Switched Path	EUT - SignalingUnit - SpectrumAnalyzer

Test Equipment	
Signal analyzer,Rohde&Schwarz,FSV-30,1321.3008K30/103170,3.60	
Switch matrix,CTCadvanced,RSM-1 NI DAQ,31534892,NI	

Test at TX 2480 MHz

RESULT: Reference Power cond.

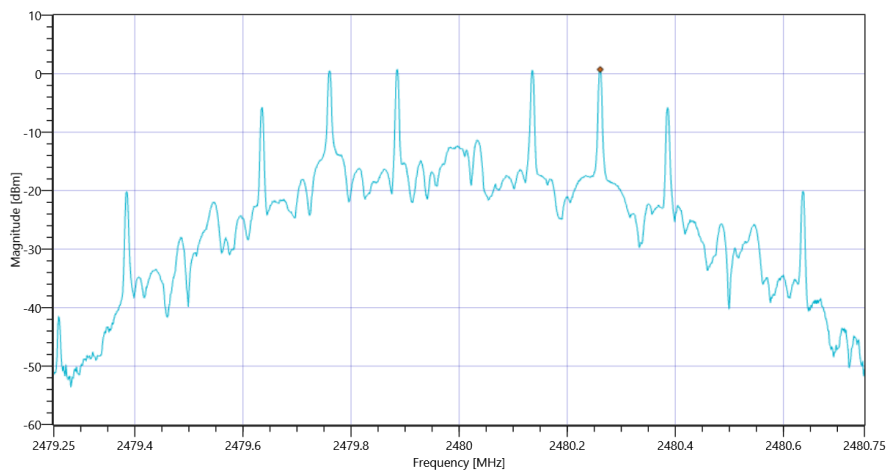
Test Description	Lower Limit	Upper Limit	Measured	Unit	Verdict
Ref. Power 1MHz/1MHz cond.	---	---	8.55	dBm	INFO
Ref. Frequency	---	---	2480.300	MHz	INFO

READ SA SETTINGS:

RefLevel [dBm] RefLevelOffset [dB] InpAtt [dB]	13.55 11.21 20
Start [MHz] Stop [MHz]	2479.250 2480.750
RBW [MHz] VBW [MHz]	0.003000 0.010000
Detector TraceMode	POS MAXH
Sweep: Time [ms] Count Points per Section Type	1000 20 1001 SWE

RESULT

Test Description	Lower Limit	Upper Limit	Measured	Unit	Verdict
Max Peak power Density	---	8	0.72	dBm/3KHz	PASS



FCC Part 15.247 Peak Power Spectral Density DTS ~ BT LE 1 Msp

General verdict

PASS

FCC Part 15.247 Peak Power Spectral Density DTS ~ BT LE 1 Msps

Test References	
TC Start	16.03.2022 09:17:09
Ambit Temp [°C] Humidity [rel%]	23.3 32
System Version	3.0.5.1
Test Specification	FCC Part 15.247
Test Method	DTS: KDB 558074 D01 V05 - Chapter 8.4 DTS maximum power spectral density level in the fundamental emission
TC Version	0.0.1
My Description	FCC 15.247 Peak Power Spectral Density DTS - BT LE 1 Msps
Add. Information	

EUT Common Settings BT Low Energy	
Intermodulation Value N	3
Image Freq. Low Mid High [MHz]	0 0 0
Power Class	2
1 Mbps supported	True TXpayload 255 RXpayload 255
2 Mbps supported	False TXpayload 255 RXpayload 255
Longrange S8 supported	False TXpayload 255 RXpayload 255
Longrange S2 supported	False TXpayload 255 RXpayload 255
Signaling Settings	None HCI 1 2400 None S1 None On
Signaling RF Settings	RF1com 0 0 On
User Interaction	No
Switch Matrix & Pathcompensation enabled	Yes

Test Parameter	
Technology to test	BT LE 1 Msps
Antenna Port used	1
Temperature	nom
Voltage	nom
Frequency low to test	False Freq [MHz] 2402
Frequency mid to test	True Freq [MHz] 2440
Frequency high to test	False Freq [MHz] 2480
Auto Control enabled Power Supply Climatic Box	No No
Additional Path Loss [dB]	0.5
Switched Path	EUT - SignalingUnit - SpectrumAnalyzer

Test Equipment	
Signal analyzer,Rohde&Schwarz,FSV-30,1321.3008K30/103170,3.60	
Switch matrix,CTCadvanced,RSM-1 NI DAQ,31534892,NI	

Test at TX 2440 MHz

RESULT: Reference Power cond.

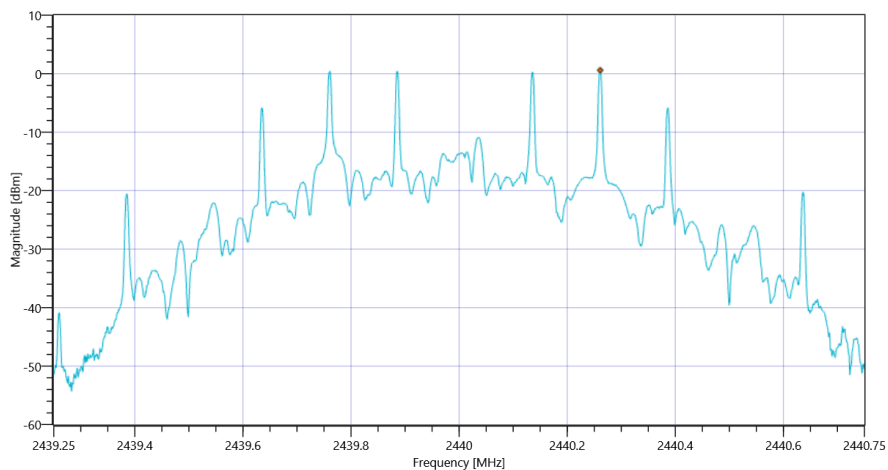
Test Description	Lower Limit	Upper Limit	Measured	Unit	Verdict
Ref. Power 1MHz/1MHz cond.	---	---	8.43	dBm	INFO
Ref. Frequency	---	---	2440.200	MHz	INFO

READ SA SETTINGS:

RefLevel [dBm] RefLevelOffset [dB] InpAtt [dB]	13.43 11.16 20
Start [MHz] Stop [MHz]	2439.250 2440.750
RBW [MHz] VBW [MHz]	0.003000 0.010000
Detector TraceMode	POS MAXH
Sweep: Time [ms] Count Points per Section Type	1000 20 1001 SWE

RESULT

Test Description	Lower Limit	Upper Limit	Measured	Unit	Verdict
Max Peak power Density	---	8	0.6	dBm/3KHz	PASS



FCC Part 15.247 Peak Power Spectral Density DTS ~ BT LE 1 Msp

General verdict

PASS

FCC Part 15.247 Peak Power Spectral Density DTS ~ BT LE 1 Msps

Test References	
TC Start	16.03.2022 08:41:55
Ambit Temp [°C] Humidity [rel%]	22.9 32
System Version	3.0.5.1
Test Specification	FCC Part 15.247
Test Method	DTS: KDB 558074 D01 V05 - Chapter 8.4 DTS maximum power spectral density level in the fundamental emission
TC Version	0.0.1
My Description	FCC 15.247 Peak Power Spectral Density DTS - BT LE 1 Msps
Add. Information	

EUT Common Settings BT Low Energy	
Intermodulation Value N	3
Image Freq. Low Mid High [MHz]	0 0 0
Power Class	2
1 Mbps supported	True TXpayload 255 RXpayload 255
2 Mbps supported	False TXpayload 255 RXpayload 255
Longrange S8 supported	False TXpayload 255 RXpayload 255
Longrange S2 supported	False TXpayload 255 RXpayload 255
Signaling Settings	None HCI 1 2400 None S1 None On
Signaling RF Settings	RF1com 0 0 On
User Interaction	No
Switch Matrix & Pathcompensation enabled	Yes

Test Parameter	
Technology to test	BT LE 1 Msps
Antenna Port used	1
Temperature	nom
Voltage	nom
Frequency low to test	True Freq [MHz] 2402
Frequency mid to test	False Freq [MHz] 2440
Frequency high to test	False Freq [MHz] 2480
Auto Control enabled Power Supply Climatic Box	No No
Additional Path Loss [dB]	0.5
Switched Path	EUT - SignalingUnit - SpectrumAnalyzer

Test Equipment	
Signal analyzer,Rohde&Schwarz,FSV-30,1321.3008K30/103170,3.60	
Switch matrix,CTCadvanced,RSM-1 NI DAQ,31534892,NI	

Test at TX 2402 MHz

RESULT: Reference Power cond.

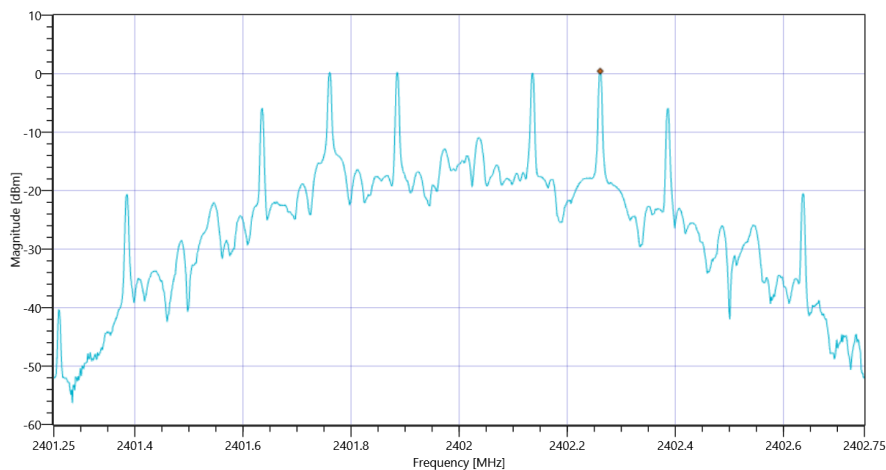
Test Description	Lower Limit	Upper Limit	Measured	Unit	Verdict
Ref. Power 1MHz/1MHz cond.	---	---	8.30	dBm	INFO
Ref. Frequency	---	---	2402.300	MHz	INFO

READ SA SETTINGS:

RefLevel [dBm] RefLevelOffset [dB] InpAtt [dB]	13.30 11.09 20
Start [MHz] Stop [MHz]	2401.250 2402.750
RBW [MHz] VBW [MHz]	0.003000 0.010000
Detector TraceMode	POS MAXH
Sweep: Time [ms] Count Points per Section Type	1000 20 1001 SWE

RESULT

Test Description	Lower Limit	Upper Limit	Measured	Unit	Verdict
Max Peak power Density	---	8	0.44	dBm/3KHz	PASS



FCC Part 15.247 Peak Power Spectral Density DTS ~ BT LE 1 Msp

General verdict

PASS

FCC Part 15.247 TX Spurious Conducted 20dBc ~ BT LE 1 Msps

Test References	
TC Start	16.03.2022 09:30:48
Ambit Temp [°C] Humidity [rel%]	23.4 32
System Version	3.0.5.1
Test Specification	FCC Part 15.247
Test Method	IF DTS then 8.5 DTS emissions in non-restricted frequency bands: Subclause 11.11 of ANSI C63.10 is applicable.
TC Version	0.0.1
My Description	FCC 15.247 TX Emissions Conducted DTS - BT LE 1 Msps
Add. Information	

EUT Common Settings BT Low Energy	
Intermodulation Value N	3
Image Freq. Low Mid High [MHz]	0 0 0
Power Class	2
1 Mbps supported	True TXpayload 255 RXpayload 255
2 Mbps supported	False TXpayload 255 RXpayload 255
Longrange S8 supported	False TXpayload 255 RXpayload 255
Longrange S2 supported	False TXpayload 255 RXpayload 255
Signaling Settings	None HCI 1 2400 None S1 None On
Signaling RF Settings	RF1com 0 0 On
User Interaction	No
Switch Matrix & Pathcompensation enabled	Yes

Test Parameter	
Technology to test	BT LE 1 Msps
Antenna Port used	1
Temperature	nom
Voltage	nom
Frequency low to test	False Freq [MHz] 2402
Frequency mid to test	False Freq [MHz] 2440
Frequency high to test	True Freq [MHz] 2480
Auto Control enabled Power Supply Climatic Box	No No
Additional Path Loss [dB]	0.5
Switched Path	EUT - SignalingUnit - SpectrumAnalyzer

Test Equipment	
Signal analyzer,Rohde&Schwarz,FSV-30,1321.3008K30/103170,3.60	
Switch matrix,CTCadvanced,RSM-1 NI DAQ,31534892,NI	

Test at TX 2480 MHz

RESULT: Reference Power cond.

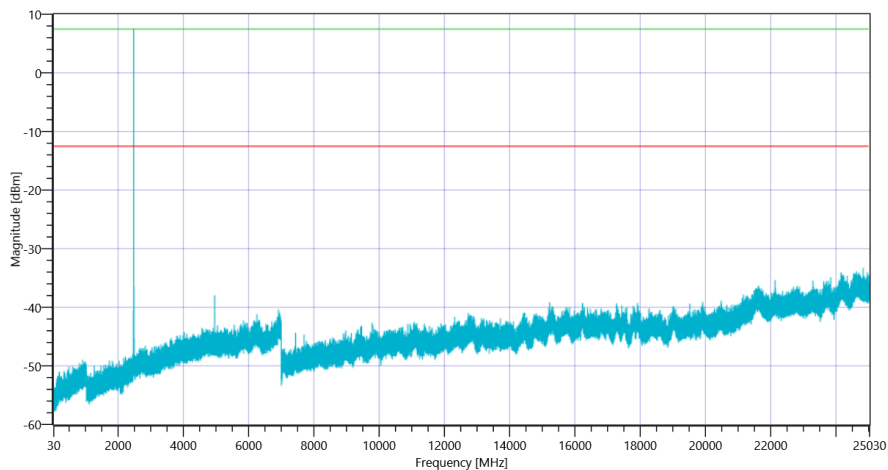
Test Description	Lower Limit	Upper Limit	Measured	Unit	Verdict
Ref. Power 1MHz/1MHz cond.	---	---	8.57	dBm	INFO
Ref. Frequency	---	---	2480.300	MHz	INFO

READ SA SETTINGS:

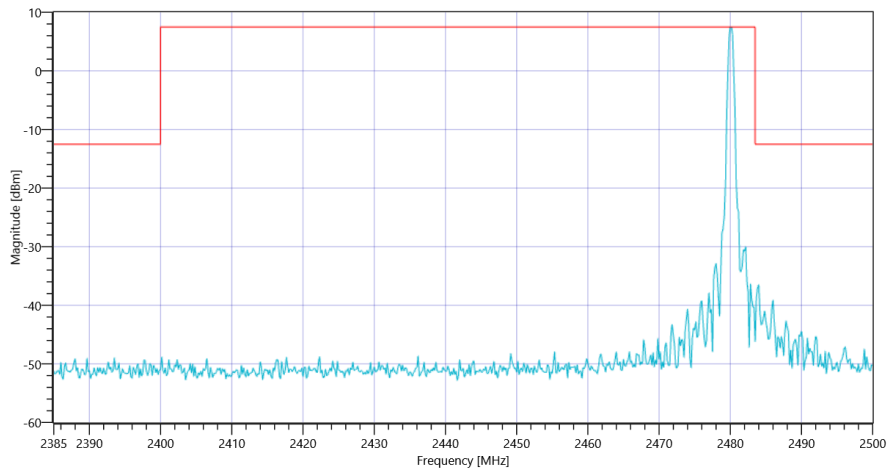
RefLevel [dBm] RefLevelOffset [dB] InpAtt [dB]	8.57 0 25
Start [MHz] Stop [MHz]	24530.000 25030.000
RBW [MHz] VBW [MHz]	0.100000 0.300000
Detector TraceMode	POS MAXH
Sweep: Time [ms] Count Points per Section Type	200 25 3001 SWE

RESULT

Test Description	Lower Limit	Upper Limit	Measured	Unit	Verdict
Reference @ 2480.17 MHz	---	---	7.49	dBm	INFO
No peaks detected	---	---			PASS
Lowest margin to limit 24832.833 MHz	0	---	20.79	dB	INFO



FCC Part 15.247 TX Spurious Conducted 20dBc ~ BT LE 1 MspS 2480



FCC Part 15.247 TX Spurious Conducted 20dBc ~ BT LE 1 Msps 2480

General verdict

PASS

FCC Part 15.247 TX Spurious Conducted 20dBc ~ BT LE 1 Msps

Test References	
TC Start	16.03.2022 09:18:53
Ambit Temp [°C] Humidity [rel%]	23.4 32
System Version	3.0.5.1
Test Specification	FCC Part 15.247
Test Method	IF DTS then 8.5 DTS emissions in non-restricted frequency bands: Subclause 11.11 of ANSI C63.10 is applicable.
TC Version	0.0.1
My Description	FCC 15.247 TX Emissions Conducted DTS - BT LE 1 Msps
Add. Information	

EUT Common Settings BT Low Energy	
Intermodulation Value N	3
Image Freq. Low Mid High [MHz]	0 0 0
Power Class	2
1 Mbps supported	True TXpayload 255 RXpayload 255
2 Mbps supported	False TXpayload 255 RXpayload 255
Longrange S8 supported	False TXpayload 255 RXpayload 255
Longrange S2 supported	False TXpayload 255 RXpayload 255
Signaling Settings	None HCI 1 2400 None S1 None On
Signaling RF Settings	RF1com 0 0 On
User Interaction	No
Switch Matrix & Pathcompensation enabled	Yes

Test Parameter	
Technology to test	BT LE 1 Msps
Antenna Port used	1
Temperature	nom
Voltage	nom
Frequency low to test	False Freq [MHz] 2402
Frequency mid to test	True Freq [MHz] 2440
Frequency high to test	False Freq [MHz] 2480
Auto Control enabled Power Supply Climatic Box	No No
Additional Path Loss [dB]	0.5
Switched Path	EUT - SignalingUnit - SpectrumAnalyzer

Test Equipment	
Signal analyzer,Rohde&Schwarz,FSV-30,1321.3008K30/103170,3.60	
Switch matrix,CTCadvanced,RSM-1 NI DAQ,31534892,NI	

Test at TX 2440 MHz

RESULT: Reference Power cond.

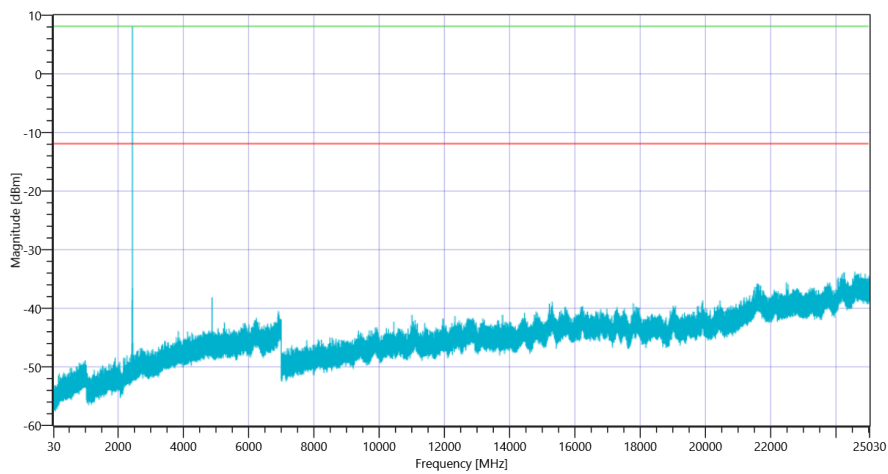
Test Description	Lower Limit	Upper Limit	Measured	Unit	Verdict
Ref. Power 1MHz/1MHz cond.	---	---	8.50	dBm	INFO
Ref. Frequency	---	---	2440.300	MHz	INFO

READ SA SETTINGS:

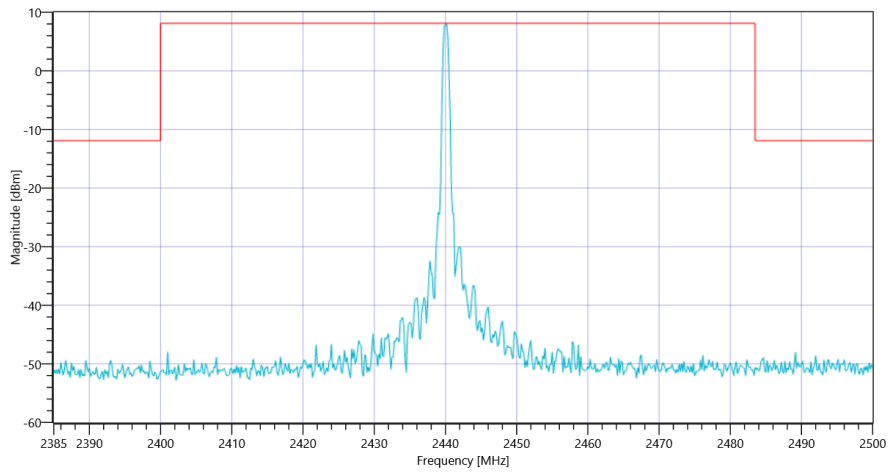
RefLevel [dBm] RefLevelOffset [dB] InpAtt [dB]	8.50 0 25
Start [MHz] Stop [MHz]	24530.000 25030.000
RBW [MHz] VBW [MHz]	0.100000 0.300000
Detector TraceMode	POS MAXH
Sweep: Time [ms] Count Points per Section Type	200 25 3001 SWE

RESULT

Test Description	Lower Limit	Upper Limit	Measured	Unit	Verdict
Reference @ 2440.17 MHz	---	---	8.11	dBm	INFO
No peaks detected	---	---			PASS
Lowest margin to limit 24583 MHz	0	---	21.87	dB	INFO



FCC Part 15.247 TX Spurious Conducted 20dBc ~ BT LE 1 Msps 2440



FCC Part 15.247 TX Spurious Conducted 20dBc ~ BT LE 1 MspS 2440

General verdict

PASS

FCC Part 15.247 TX Spurious Conducted 20dBc ~ BT LE 1 Msps

Test References	
TC Start	16.03.2022 08:43:39
Ambit Temp [°C] Humidity [rel%]	22.9 32
System Version	3.0.5.1
Test Specification	FCC Part 15.247
Test Method	IF DTS then 8.5 DTS emissions in non-restricted frequency bands: Subclause 11.11 of ANSI C63.10 is applicable.
TC Version	0.0.1
My Description	FCC 15.247 TX Emissions Conducted DTS - BT LE 1 Msps
Add. Information	

EUT Common Settings BT Low Energy	
Intermodulation Value N	3
Image Freq. Low Mid High [MHz]	0 0 0
Power Class	2
1 Mbps supported	True TXpayload 255 RXpayload 255
2 Mbps supported	False TXpayload 255 RXpayload 255
Longrange S8 supported	False TXpayload 255 RXpayload 255
Longrange S2 supported	False TXpayload 255 RXpayload 255
Signaling Settings	None HCI 1 2400 None S1 None On
Signaling RF Settings	RF1com 0 0 On
User Interaction	No
Switch Matrix & Pathcompensation enabled	Yes

Test Parameter	
Technology to test	BT LE 1 Msps
Antenna Port used	1
Temperature	nom
Voltage	nom
Frequency low to test	True Freq [MHz] 2402
Frequency mid to test	False Freq [MHz] 2440
Frequency high to test	False Freq [MHz] 2480
Auto Control enabled Power Supply Climatic Box	No No
Additional Path Loss [dB]	0.5
Switched Path	EUT - SignalingUnit - SpectrumAnalyzer

Test Equipment	
Signal analyzer,Rohde&Schwarz,FSV-30,1321.3008K30/103170,3.60	
Switch matrix,CTCadvanced,RSM-1 NI DAQ,31534892,NI	

Test at TX 2402 MHz

RESULT: Reference Power cond.

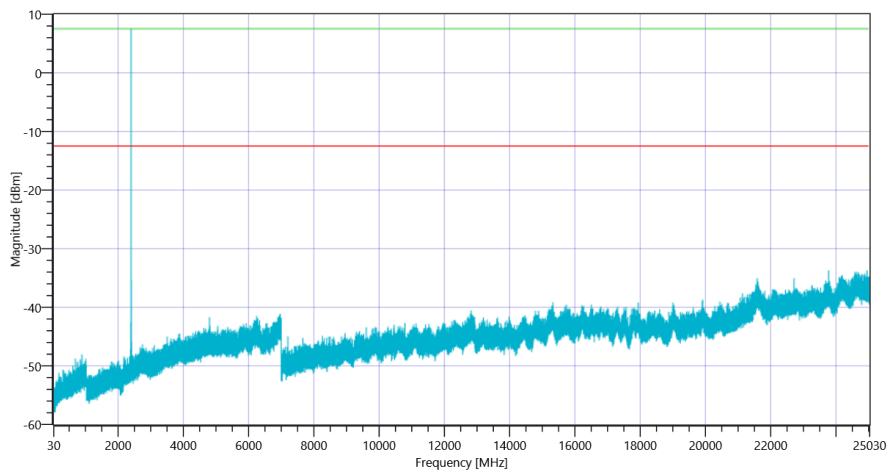
Test Description	Lower Limit	Upper Limit	Measured	Unit	Verdict
Ref. Power 1MHz/1MHz cond.	---	---	8.32	dBm	INFO
Ref. Frequency	---	---	2402.300	MHz	INFO

READ SA SETTINGS:

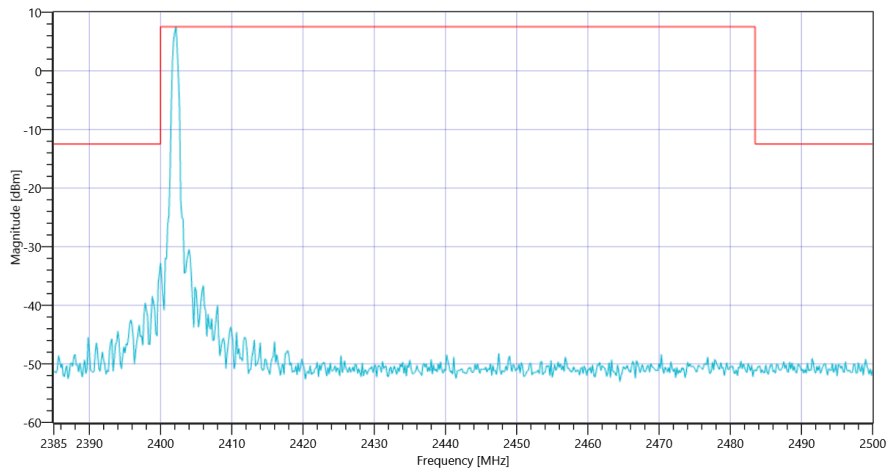
RefLevel [dBm] RefLevelOffset [dB] InpAtt [dB]	8.32 0 25
Start [MHz] Stop [MHz]	24530.000 25030.000
RBW [MHz] VBW [MHz]	0.100000 0.300000
Detector TraceMode	POS MAXH
Sweep: Time [ms] Count Points per Section Type	200 25 3001 SWE

RESULT

Test Description	Lower Limit	Upper Limit	Measured	Unit	Verdict
Reference @ 2402.17 MHz	---	---	7.53	dBm	INFO
No peaks detected	---	---			PASS
Lowest margin to limit 23776.667 MHz	0	---	21.25	dB	INFO



FCC Part 15.247 TX Spurious Conducted 20dBc ~ BT LE 1 MspS 2402



FCC Part 15.247 TX Spurious Conducted 20dBc ~ BT LE 1 Msps 2402

General verdict

PASS

- END OF DOCUMENT -