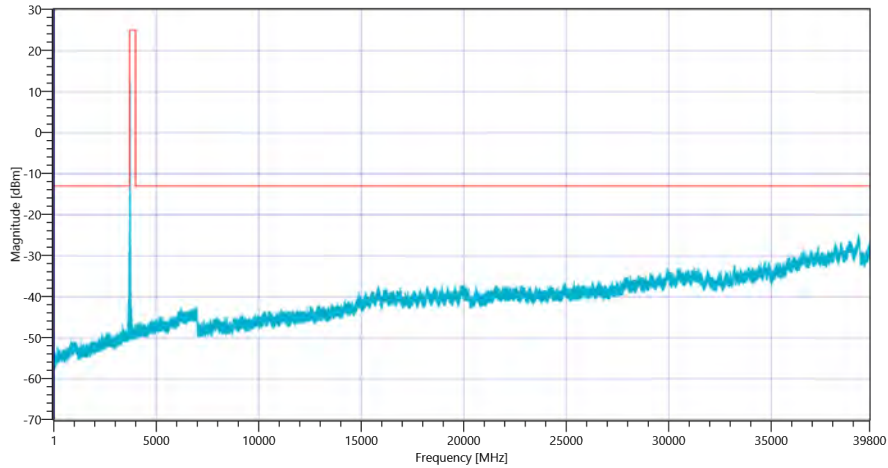
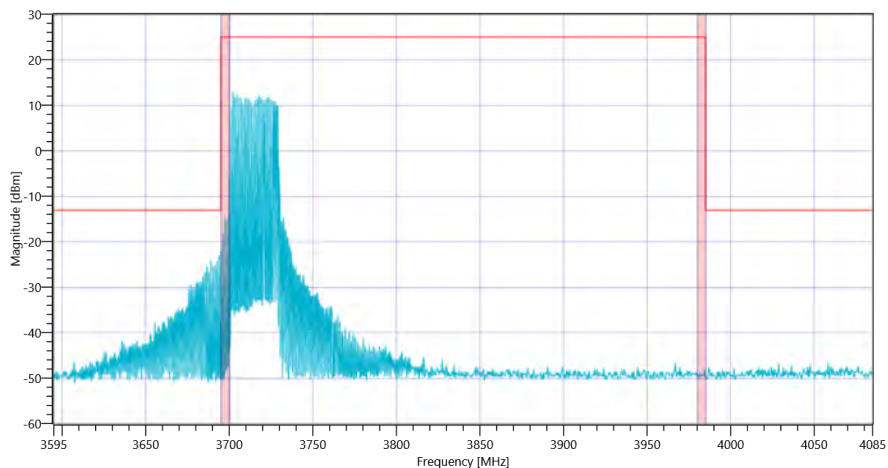


RESULT Test freq: low, UL[MHz]/CH 3715/0, CBW [MHz]: 30, RB_100PCT, Mod: 64QAM

Test Description	Lower Limit	Upper Limit	Measured	Unit	Verdict
Peaks higher limit	---	0	0	no	PASS



FCC, ISED # TX Emissions conducted ~ NR Band_77_B Ant-2 SCS-30 3715 MHz



FCC, ISED # TX Emissions conducted ~ NR Band_77_B Ant-2 SCS-30 3715

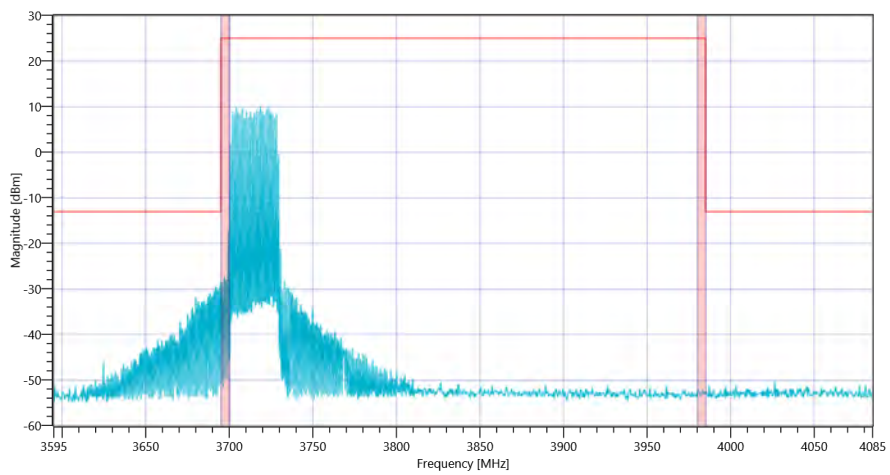
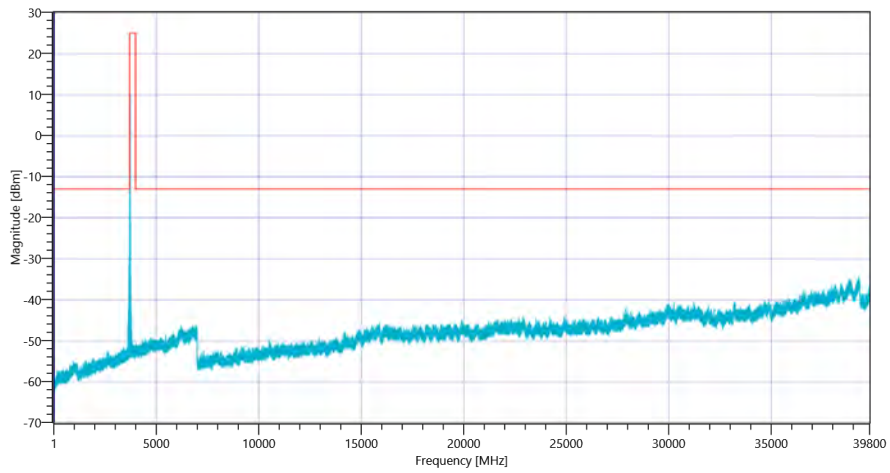
Test freq: low, UL[MHz]/CH 3715/0, CBW [MHz]: 30, RB_100PCT, Mod: 256QAM

READ SA SETTINGS:

RefLevel [dBm] RefLevelOffset [dB] InpAtt [dB]	-1.09 0 15
Start [MHz] Stop [MHz]	1.000 401.000
RBW [MHz] VBW [MHz]	1.000000 3.000000
Detector TraceMode	POS MAXH
Sweep: Time [ms] Count Points per Section Type	1600 1 1001 SWE

RESULT Test freq: low, UL[MHz]/CH 3715/0, CBW [MHz]: 30, RB_100PCT, Mod: 256QAM

Test Description	Lower Limit	Upper Limit	Measured	Unit	Verdict
Peaks higher limit	---	0	0	no	PASS



General verdict

PASS

FCC, ISED # TX Emissions conducted ~ NR Band_77_B Ant-2 SCS-30

Test References	
TC Start	26.06.2022 20:06:03
Ambit Temp [°C] Humidity [rel%]	25.2 54
System Version	3.1.1.3
Test Specification	FCC, ISED -
Test Method	
TC Version	0.0.1
My Description	FCC/ISED MobileRadio TX Emissions conducted - NR Band_77_B
Add. Information	

Test Parameter	
Technology to test	NR
Band	Band_77_B
SCS [kHz]	30
Waveform	CPOFDM
Antenna Port used	2
Temperature	nom
Voltage	nom
Frequency low to test	True
Frequency mid to test	False
Frequency high to test	False
Auto Control enabled Power Supply Climatic Box	No No
Additional Path Loss [dB]	0
Switched Path	None

Test Equipment	
Signal analyzer,Rohde&Schwarz,FSV-40,1307.9002K40/101042,3.70	

Test at BW [MHz]: 40

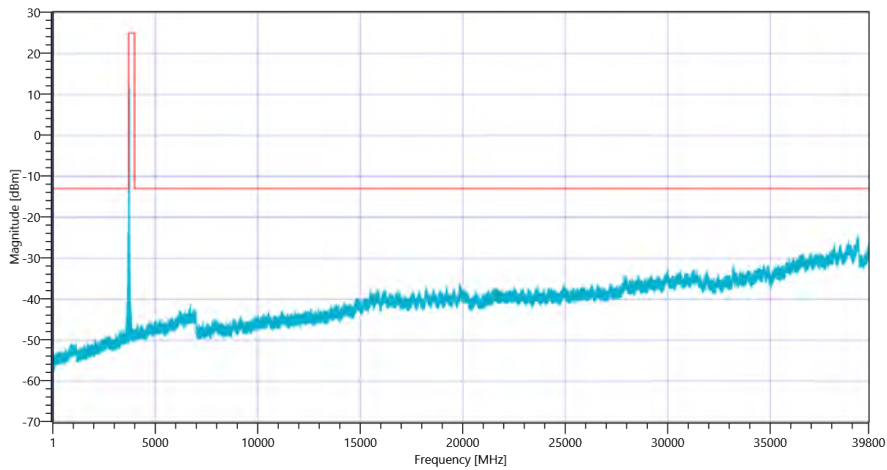
Test freq: low, UL[MHz]/CH 3720/0, CBW [MHz]: 40, RB_100PCT, Mod: QPSK

READ SA SETTINGS:

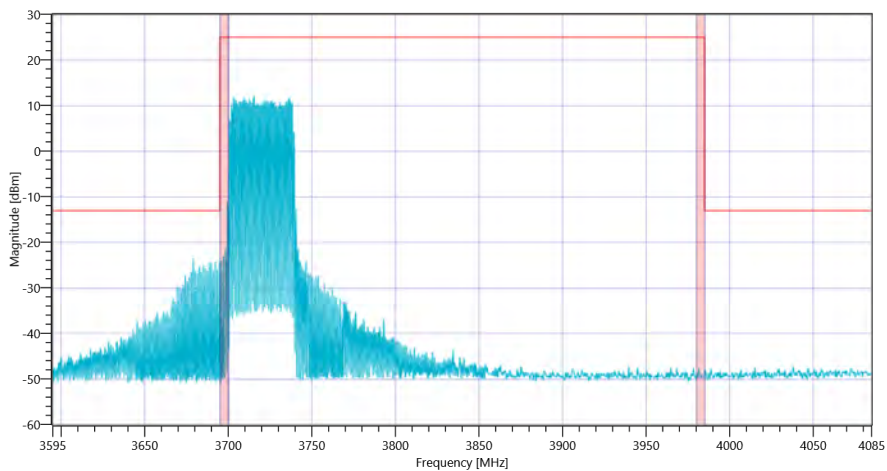
RefLevel [dBm] RefLevelOffset [dB] InpAtt [dB]	1.12 0 20
Start [MHz] Stop [MHz]	1.000 401.000
RBW [MHz] VBW [MHz]	1.000000 3.000000
Detector TraceMode	POS MAXH
Sweep: Time [ms] Count Points per Section Type	1600 1 1001 SWE

RESULT Test freq: low, UL[MHz]/CH 3720/0, CBW [MHz]: 40, RB_100PCT, Mod: QPSK

Test Description	Lower Limit	Upper Limit	Measured	Unit	Verdict
Peaks higher limit	---	0	0	no	PASS



FCC, ISED # TX Emissions conducted ~ NR Band_77_B Ant-2 SCS-30 3720 MHz



FCC, ISED # TX Emissions conducted ~ NR Band_77_B Ant-2 SCS-30 3720

Test freq: low, UL[MHz]/CH 3720/0, CBW [MHz]: 40, RB_100PCT, Mod: 16QAM

READ SA SETTINGS:

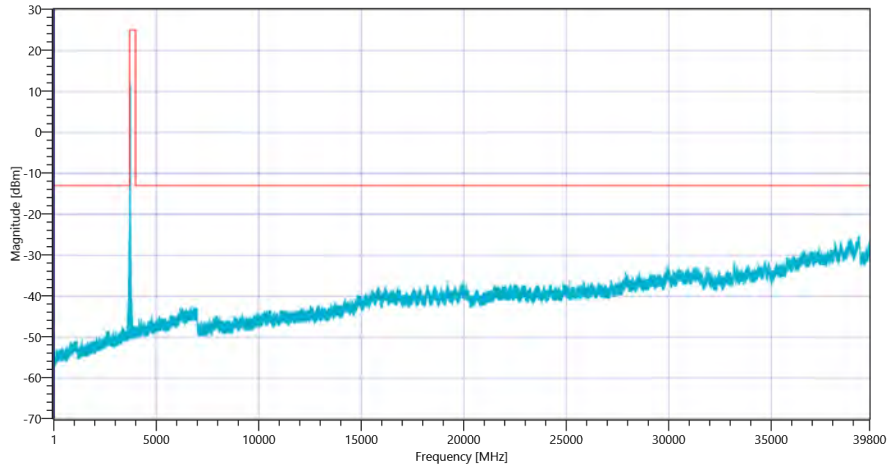
RefLevel [dBm] RefLevelOffset [dB] InpAtt [dB]	0.68 0 20
Start [MHz] Stop [MHz]	1.000 401.000
RBW [MHz] VBW [MHz]	1.000000 3.000000

READ SA SETTINGS:

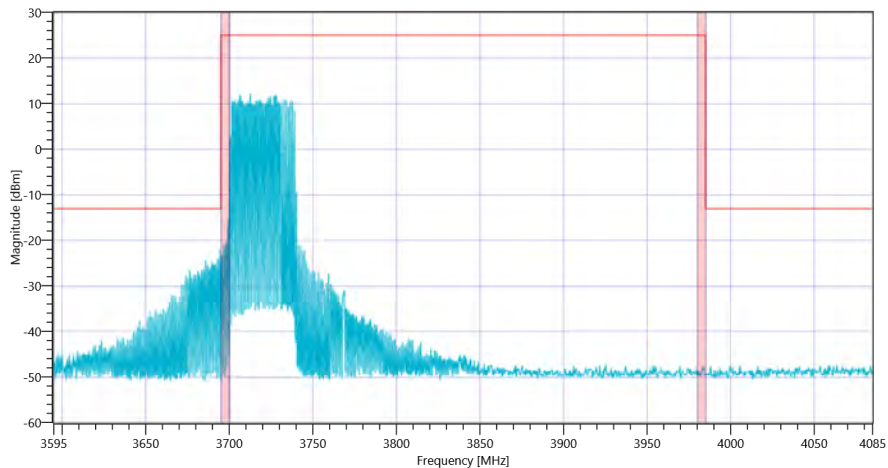
Detector TraceMode	POS MAXH
Sweep: Time [ms] Count Points per Section Type	1600 1 1001 SWE

RESULT Test freq: low, UL[MHz]/CH 3720/0, CBW [MHz]: 40, RB_100PCT, Mod: 16QAM

Test Description	Lower Limit	Upper Limit	Measured	Unit	Verdict
Peaks higher limit	---	0	0	no	PASS



FCC, ISED # TX Emissions conducted ~ NR Band_77_B Ant-2 SCS-30 3720 MHz



FCC, ISED # TX Emissions conducted ~ NR Band_77_B Ant-2 SCS-30 3720

Test freq: low, UL[MHz]/CH 3720/0, CBW [MHz]: 40, RB_100PCT, Mod: 64QAM

READ SA SETTINGS:

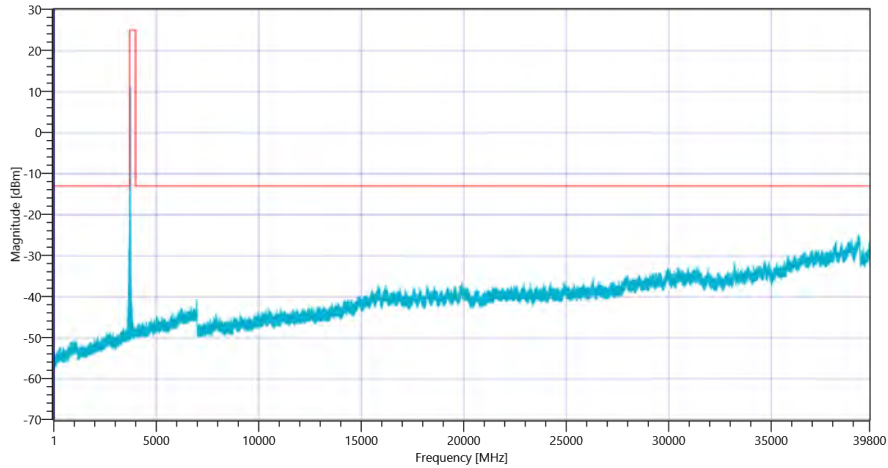
RefLevel [dBm] RefLevelOffset [dB] InpAtt [dB]	0.72 0 20
Start [MHz] Stop [MHz]	1.000 401.000
RBW [MHz] VBW [MHz]	1.000000 3.000000
Detector TraceMode	POS MAXH
Sweep: Time [ms] Count Points per Section Type	1600 1 1001 SWE

RESULT Test freq: low, UL[MHz]/CH 3720/0, CBW [MHz]: 40, RB_100PCT, Mod: 64QAM

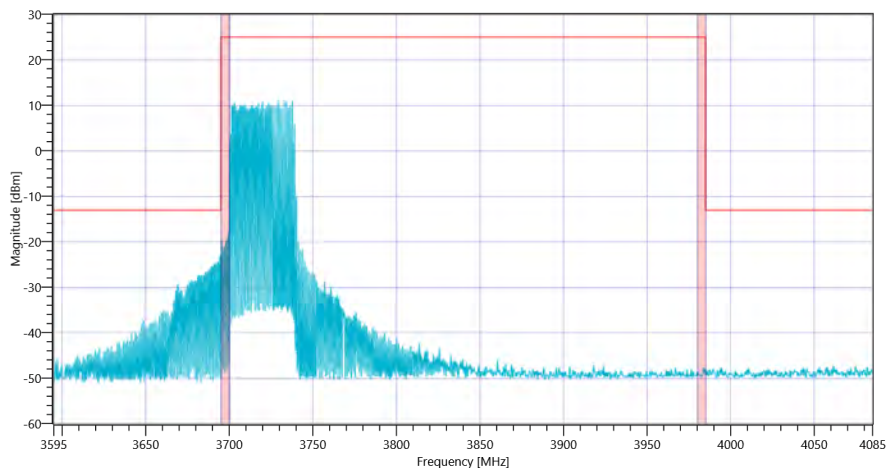
Test Description	Lower Limit	Upper Limit	Measured	Unit	Verdict
Peaks higher limit	---	0	0	no	PASS

RESULT Test freq: low, UL[MHz]/CH 3720/0, CBW [MHz]: 40, RB_100PCT, Mod: 64QAM

Test Description	Lower Limit	Upper Limit	Measured	Unit	Verdict
Peaks higher limit	---	0	0	no	PASS



FCC, ISED # TX Emissions conducted ~ NR Band_77_B Ant-2 SCS-30 3720 MHz



FCC, ISED # TX Emissions conducted ~ NR Band_77_B Ant-2 SCS-30 3720

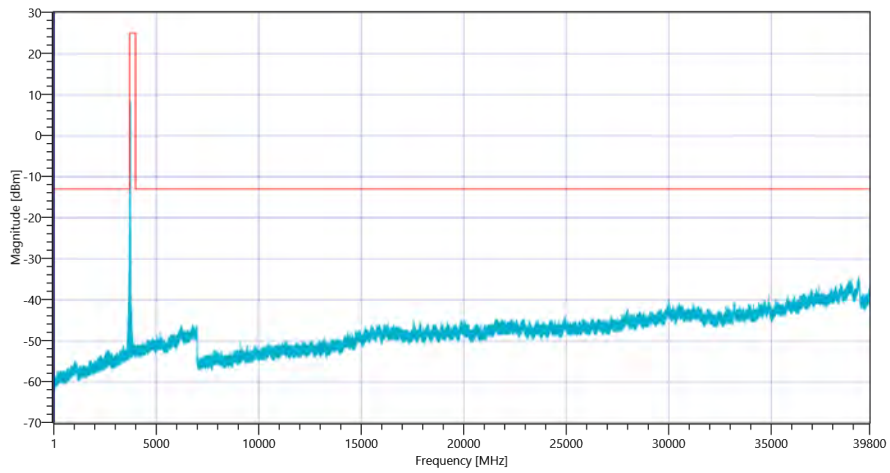
Test freq: low, UL[MHz]/CH 3720/0, CBW [MHz]: 40, RB_100PCT, Mod: 256QAM

READ SA SETTINGS:

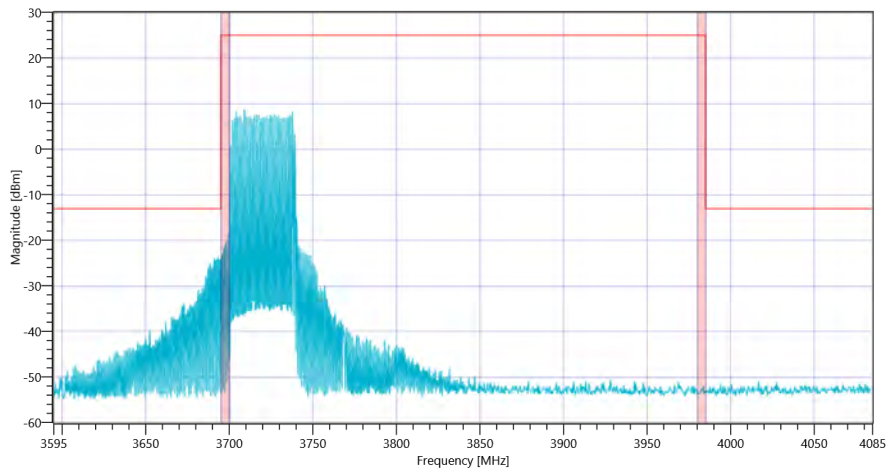
RefLevel [dBm] RefLevelOffset [dB] InpAtt [dB]	-2.69 0 15
Start [MHz] Stop [MHz]	1.000 401.000
RBW [MHz] VBW [MHz]	1.000000 3.000000
Detector TraceMode	POS MAXH
Sweep: Time [ms] Count Points per Section Type	1600 1 1001 SWE

RESULT Test freq: low, UL[MHz]/CH 3720/0, CBW [MHz]: 40, RB_100PCT, Mod: 256QAM

Test Description	Lower Limit	Upper Limit	Measured	Unit	Verdict
Peaks higher limit	---	0	0	no	PASS



FCC, ISED # TX Emissions conducted ~ NR Band_77_B Ant-2 SCS-30 3720 MHz



FCC, ISED # TX Emissions conducted ~ NR Band_77_B Ant-2 SCS-30 3720

General verdict

PASS

FCC, ISED # TX Emissions conducted ~ NR Band_77_B Ant-2 SCS-30

Test References	
TC Start	26.06.2022 19:15:22
Ambit Temp [°C] Humidity [rel%]	25.1 54
System Version	3.1.1.3
Test Specification	FCC, ISED -
Test Method	
TC Version	0.0.1
My Description	FCC/ISED MobileRadio TX Emissions conducted - NR Band_77_B
Add. Information	

Test Parameter	
Technology to test	NR
Band	Band_77_B
SCS [kHz]	30
Waveform	CPOFDM
Antenna Port used	2
Temperature	nom
Voltage	nom
Frequency low to test	True
Frequency mid to test	False
Frequency high to test	False
Auto Control enabled Power Supply Climatic Box	No No
Additional Path Loss [dB]	0
Switched Path	None

Test Equipment	
Signal analyzer,Rohde&Schwarz,FSV-40,1307.9002K40/101042,3.70	

Test at BW [MHz]: 50

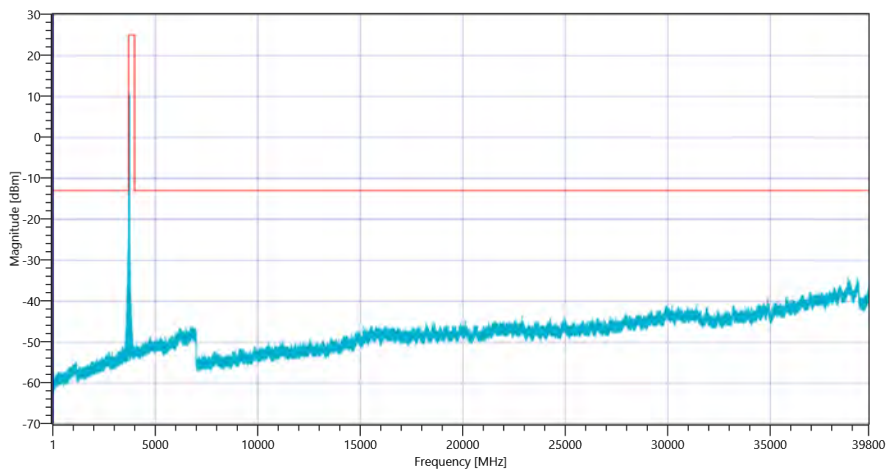
Test freq: low, UL[MHz]/CH 3725/0, CBW [MHz]: 50, RB_100PCT, Mod: QPSK

READ SA SETTINGS:

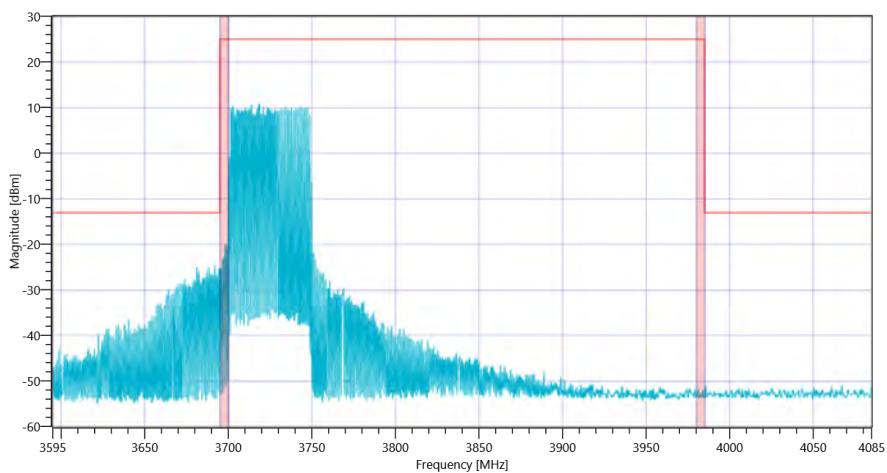
RefLevel [dBm] RefLevelOffset [dB] InpAtt [dB]	-0.97 0 15
Start [MHz] Stop [MHz]	1.000 401.000
RBW [MHz] VBW [MHz]	1.000000 3.000000
Detector TraceMode	POS MAXH
Sweep: Time [ms] Count Points per Section Type	1600 1 1001 SWE

RESULT Test freq: low, UL[MHz]/CH 3725/0, CBW [MHz]: 50, RB_100PCT, Mod: QPSK

Test Description	Lower Limit	Upper Limit	Measured	Unit	Verdict
Peaks higher limit	---	0	0	no	PASS



FCC, ISED # TX Emissions conducted ~ NR Band_77_B Ant-2 SCS-30 3725 MHz



FCC, ISED # TX Emissions conducted ~ NR Band_77_B Ant-2 SCS-30 3725

Test freq: low, UL[MHz]/CH 3725/0, CBW [MHz]: 50, RB_100PCT, Mod: 16QAM

READ SA SETTINGS:

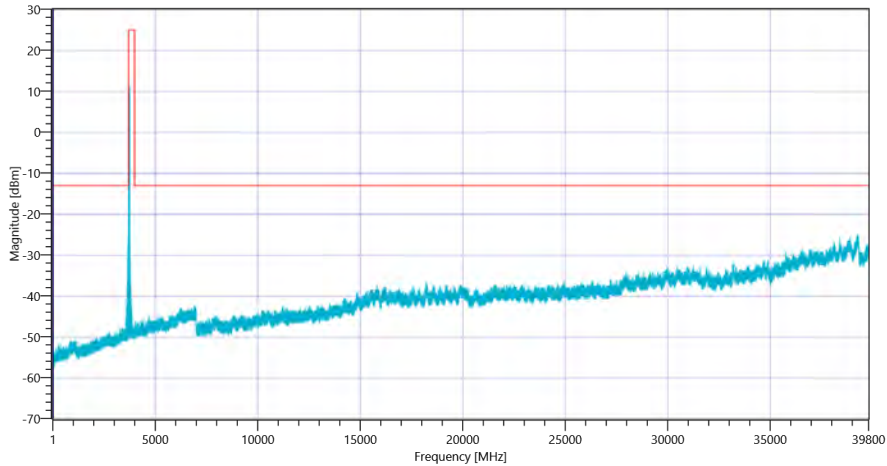
RefLevel [dBm] RefLevelOffset [dB] InpAtt [dB]	0.09 0 20
Start [MHz] Stop [MHz]	1.000 401.000
RBW [MHz] VBW [MHz]	1.000000 3.000000

READ SA SETTINGS:

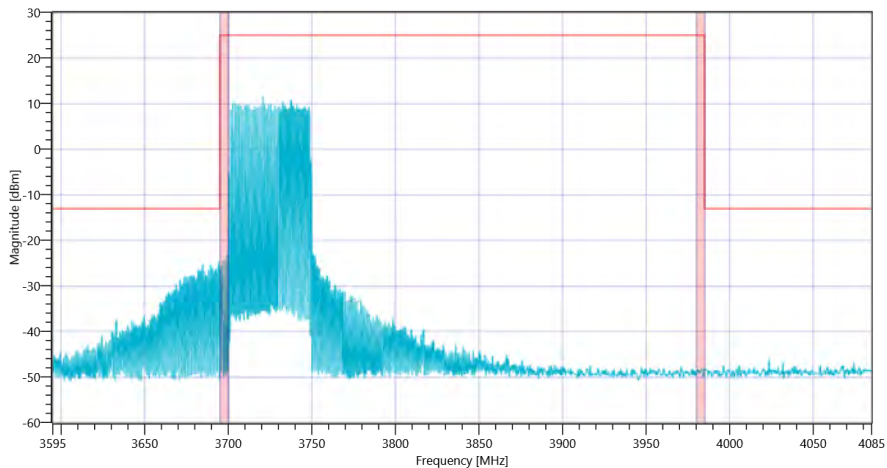
Detector | TraceMode POS | MAXH
Sweep: Time [ms] | Count | Points per Section | Type 1600 | 1 | 1001 | SWE

RESULT Test freq: low, UL[MHz]/CH 3725/0, CBW [MHz]: 50, RB_100PCT, Mod: 16QAM

Test Description	Lower Limit	Upper Limit	Measured	Unit	Verdict
Peaks higher limit	---	0	0	no	PASS



FCC, ISED # TX Emissions conducted ~ NR Band_77_B Ant-2 SCS-30 3725 MHz



FCC, ISED # TX Emissions conducted ~ NR Band_77_B Ant-2 SCS-30 3725

Test freq: low, UL[MHz]/CH 3725/0, CBW [MHz]: 50, RB_100PCT, Mod: 64QAM

READ SA SETTINGS:

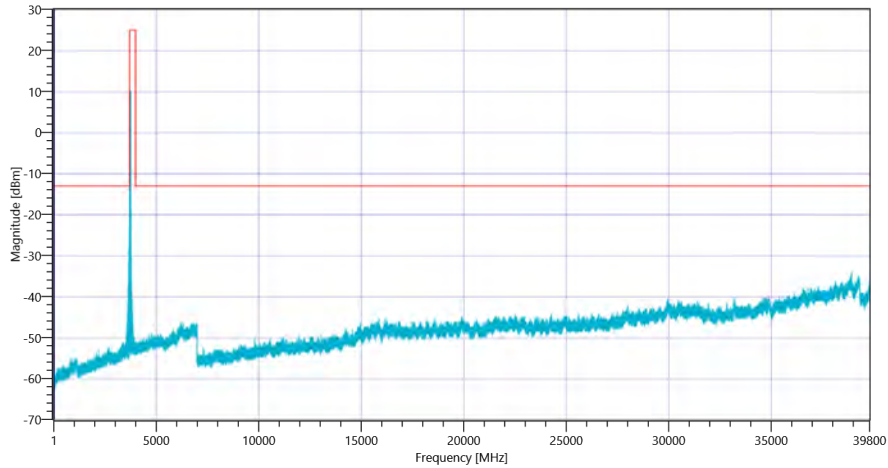
RefLevel [dBm] | RefLevelOffset [dB] | InpAtt [dB] -1.23 | 0 | 15
Start [MHz] | Stop [MHz] 1.000 | 401.000
RBW [MHz] | VBW [MHz] 1.000000 | 3.000000
Detector | TraceMode POS | MAXH
Sweep: Time [ms] | Count | Points per Section | Type 1600 | 1 | 1001 | SWE

RESULT Test freq: low, UL[MHz]/CH 3725/0, CBW [MHz]: 50, RB_100PCT, Mod: 64QAM

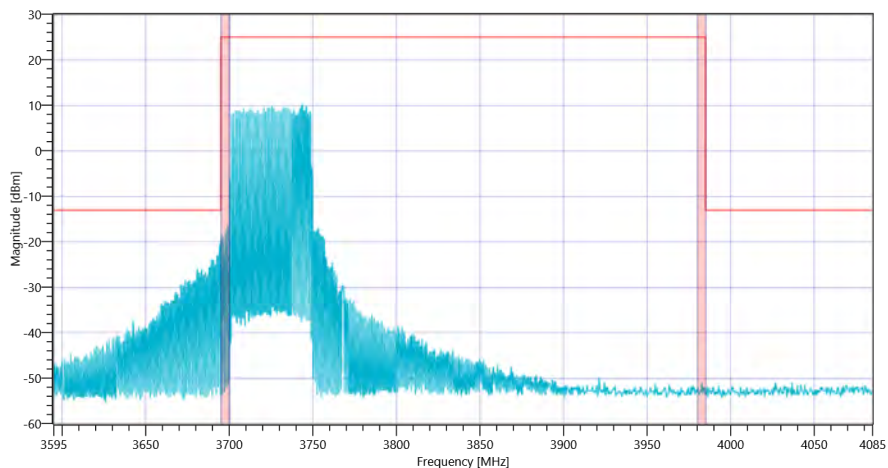
Test Description	Lower Limit	Upper Limit	Measured	Unit	Verdict
------------------	-------------	-------------	----------	------	---------

RESULT Test freq: low, UL[MHz]/CH 3725/0, CBW [MHz]: 50, RB_100PCT, Mod: 64QAM

Test Description	Lower Limit	Upper Limit	Measured	Unit	Verdict
Peaks higher limit	---	0	0	no	PASS



FCC, ISED # TX Emissions conducted ~ NR Band_77_B Ant-2 SCS-30 3725 MHz



FCC, ISED # TX Emissions conducted ~ NR Band_77_B Ant-2 SCS-30 3725

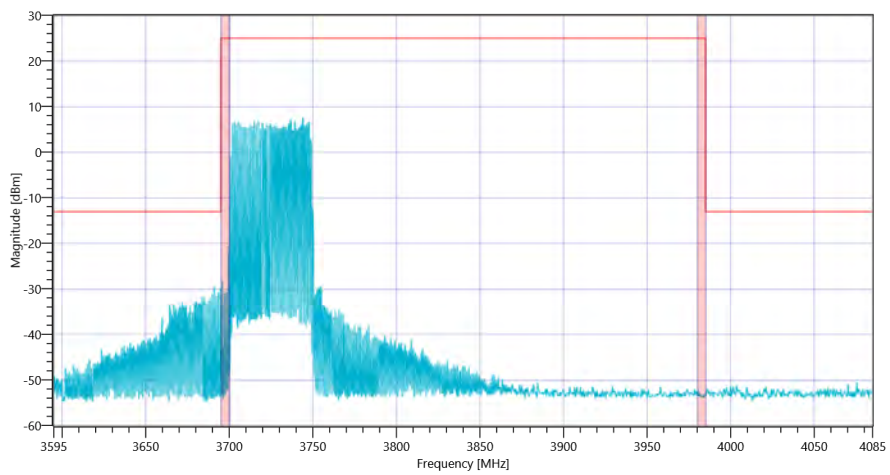
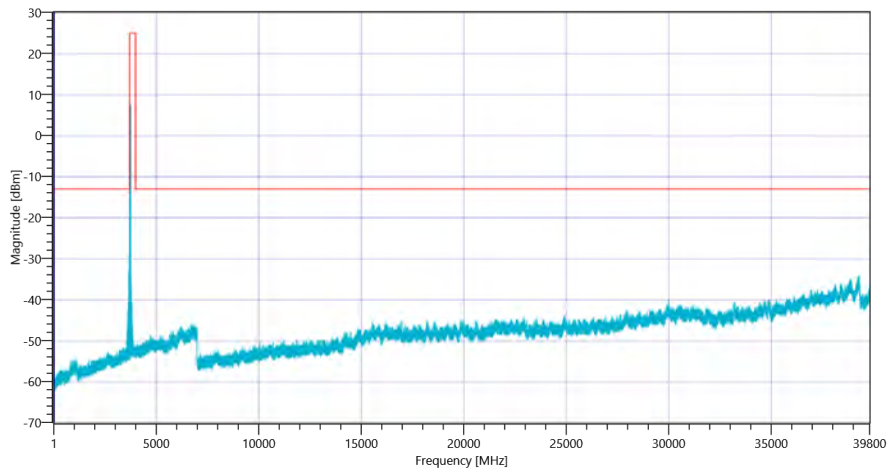
Test freq: low, UL[MHz]/CH 3725/0, CBW [MHz]: 50, RB_100PCT, Mod: 256QAM

READ SA SETTINGS:

RefLevel [dBm] RefLevelOffset [dB] InpAtt [dB]	-4.10 0 15
Start [MHz] Stop [MHz]	1.000 401.000
RBW [MHz] VBW [MHz]	1.000000 3.000000
Detector TraceMode	POS MAXH
Sweep: Time [ms] Count Points per Section Type	1600 1 1001 SWE

RESULT Test freq: low, UL[MHz]/CH 3725/0, CBW [MHz]: 50, RB_100PCT, Mod: 256QAM

Test Description	Lower Limit	Upper Limit	Measured	Unit	Verdict
Peaks higher limit	---	0	0	no	PASS



General verdict

PASS

FCC, ISED # TX Emissions conducted ~ NR Band_77_B Ant-2 SCS-30

Test References	
TC Start	26.06.2022 18:36:25
Ambit Temp [°C] Humidity [rel%]	25.1 54
System Version	3.1.1.3
Test Specification	FCC, ISED -
Test Method	
TC Version	0.0.1
My Description	FCC/ISED MobileRadio TX Emissions conducted - NR Band_77_B
Add. Information	

Test Parameter	
Technology to test	NR
Band	Band_77_B
SCS [kHz]	30
Waveform	CPOFDM
Antenna Port used	2
Temperature	nom
Voltage	nom
Frequency low to test	True
Frequency mid to test	False
Frequency high to test	False
Auto Control enabled Power Supply Climatic Box	No No
Additional Path Loss [dB]	0
Switched Path	None

Test Equipment	
Signal analyzer,Rohde&Schwarz,FSV-40,1307.9002K40/101042,3.70	

Test at BW [MHz]: 60

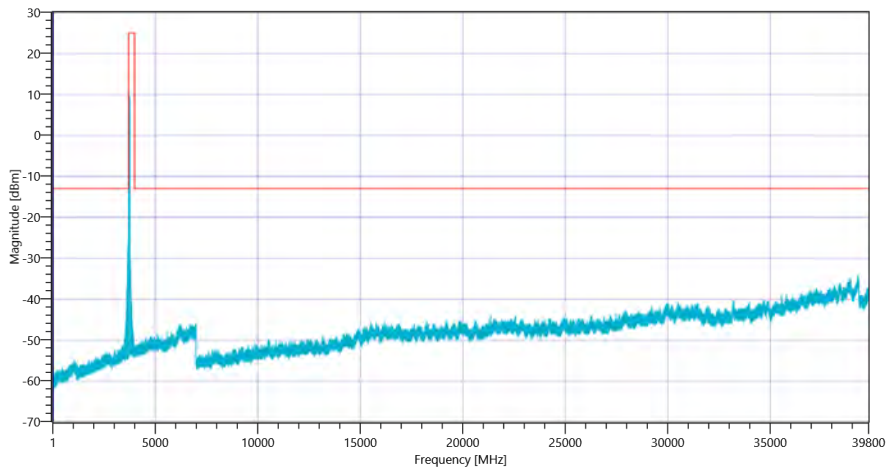
Test freq: low, UL[MHz]/CH 3730/0, CBW [MHz]: 60, RB_100PCT, Mod: QPSK

READ SA SETTINGS:

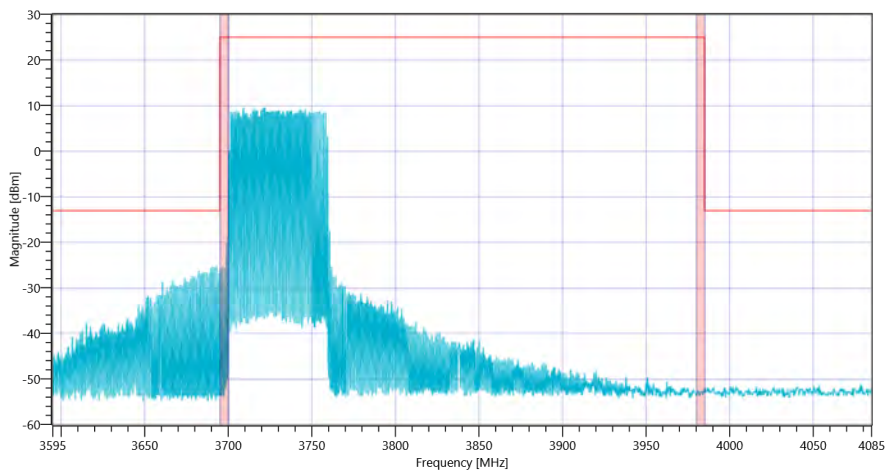
RefLevel [dBm] RefLevelOffset [dB] InpAtt [dB]	-2.29 0 15
Start [MHz] Stop [MHz]	1.000 401.000
RBW [MHz] VBW [MHz]	1.000000 3.000000
Detector TraceMode	POS MAXH
Sweep: Time [ms] Count Points per Section Type	1600 1 1001 SWE

RESULT Test freq: low, UL[MHz]/CH 3730/0, CBW [MHz]: 60, RB_100PCT, Mod: QPSK

Test Description	Lower Limit	Upper Limit	Measured	Unit	Verdict
Peaks higher limit	---	0	0	no	PASS



FCC, ISED # TX Emissions conducted ~ NR Band_77_B Ant-2 SCS-30 3730 MHz



FCC, ISED # TX Emissions conducted ~ NR Band_77_B Ant-2 SCS-30 3730

Test freq: low, UL[MHz]/CH 3730/0, CBW [MHz]: 60, RB_100PCT, Mod: 16QAM

READ SA SETTINGS:

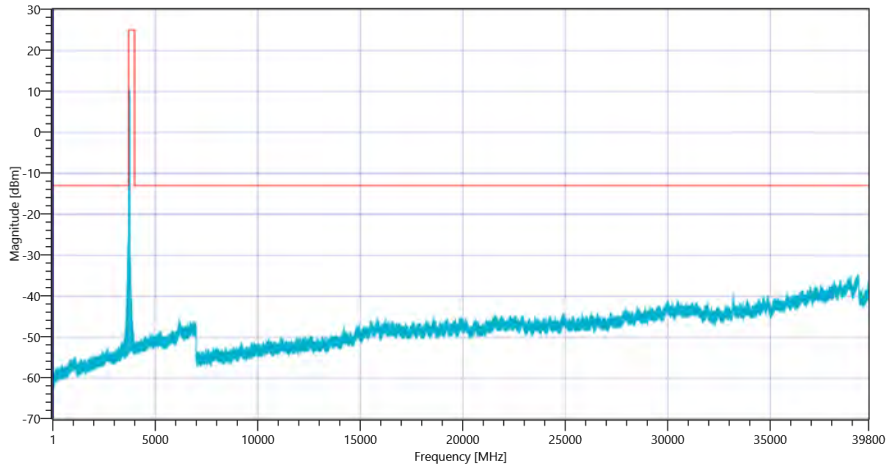
RefLevel [dBm] RefLevelOffset [dB] InpAtt [dB]	-0.99 0 15
Start [MHz] Stop [MHz]	1.000 401.000
RBW [MHz] VBW [MHz]	1.000000 3.000000

READ SA SETTINGS:

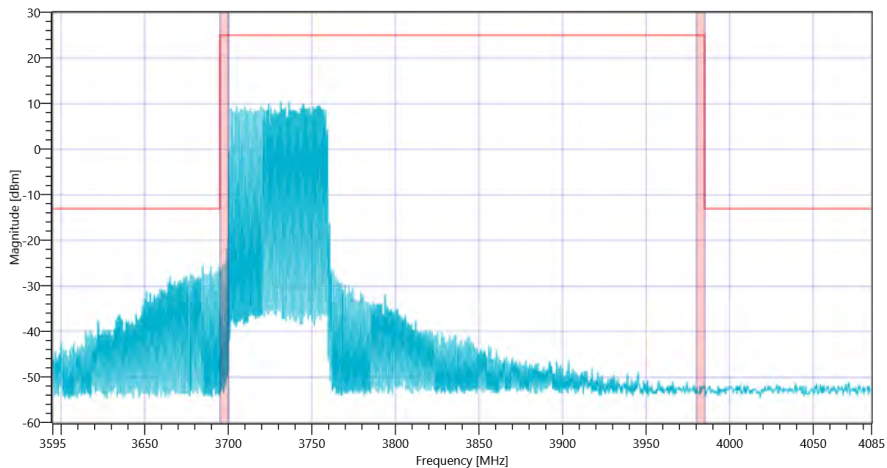
Detector | TraceMode POS | MAXH
Sweep: Time [ms] | Count | Points per Section | Type 1600 | 1 | 1001 | SWE

RESULT Test freq: low, UL[MHz]/CH 3730/0, CBW [MHz]: 60, RB_100PCT, Mod: 16QAM

Test Description	Lower Limit	Upper Limit	Measured	Unit	Verdict
Peaks higher limit	---	0	0	no	PASS



FCC, ISED # TX Emissions conducted ~ NR Band_77_B Ant-2 SCS-30 3730 MHz



FCC, ISED # TX Emissions conducted ~ NR Band_77_B Ant-2 SCS-30 3730

Test freq: low, UL[MHz]/CH 3730/0, CBW [MHz]: 60, RB_100PCT, Mod: 64QAM

READ SA SETTINGS:

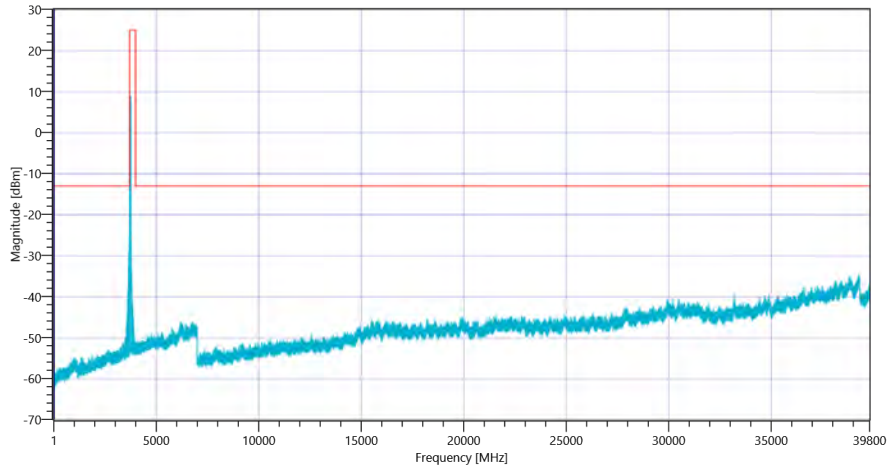
RefLevel [dBm] | RefLevelOffset [dB] | InpAtt [dB] -2.23 | 0 | 15
Start [MHz] | Stop [MHz] 1.000 | 401.000
RBW [MHz] | VBW [MHz] 1.000000 | 3.000000
Detector | TraceMode POS | MAXH
Sweep: Time [ms] | Count | Points per Section | Type 1600 | 1 | 1001 | SWE

RESULT Test freq: low, UL[MHz]/CH 3730/0, CBW [MHz]: 60, RB_100PCT, Mod: 64QAM

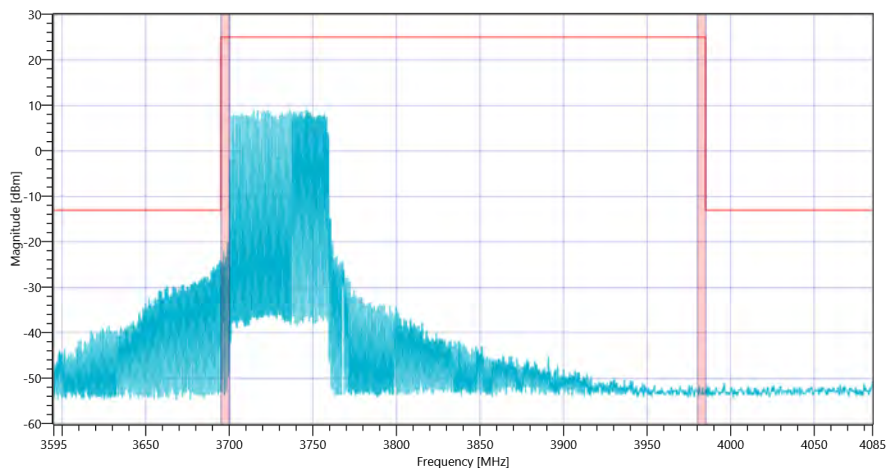
Test Description	Lower Limit	Upper Limit	Measured	Unit	Verdict
------------------	-------------	-------------	----------	------	---------

RESULT Test freq: low, UL[MHz]/CH 3730/0, CBW [MHz]: 60, RB_100PCT, Mod: 64QAM

Test Description	Lower Limit	Upper Limit	Measured	Unit	Verdict
Peaks higher limit	---	0	0	no	PASS



FCC, ISED # TX Emissions conducted ~ NR Band_77_B Ant-2 SCS-30 3730 MHz



FCC, ISED # TX Emissions conducted ~ NR Band_77_B Ant-2 SCS-30 3730

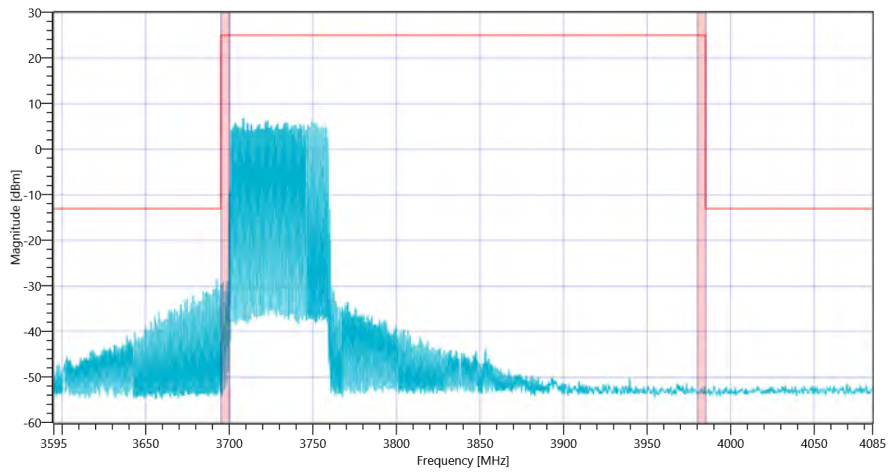
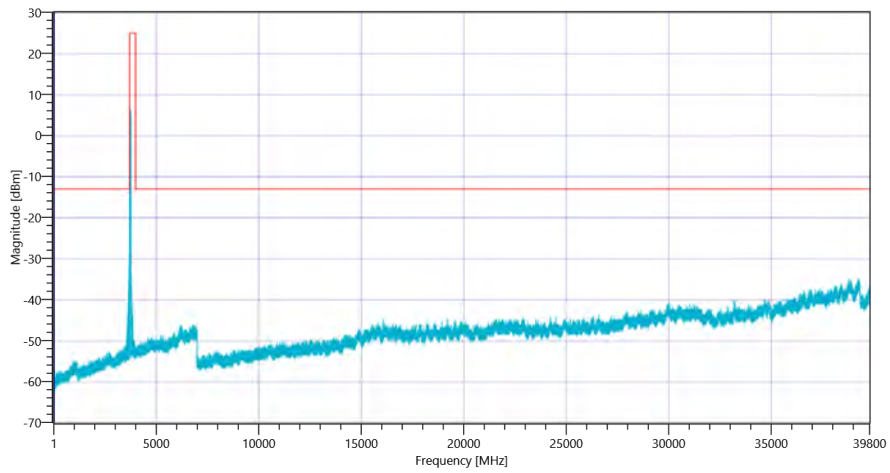
Test freq: low, UL[MHz]/CH 3730/0, CBW [MHz]: 60, RB_100PCT, Mod: 256QAM

READ SA SETTINGS:

RefLevel [dBm] RefLevelOffset [dB] InpAtt [dB]	-4.82 0 15
Start [MHz] Stop [MHz]	1.000 401.000
RBW [MHz] VBW [MHz]	1.000000 3.000000
Detector TraceMode	POS MAXH
Sweep: Time [ms] Count Points per Section Type	1600 1 1001 SWE

RESULT Test freq: low, UL[MHz]/CH 3730/0, CBW [MHz]: 60, RB_100PCT, Mod: 256QAM

Test Description	Lower Limit	Upper Limit	Measured	Unit	Verdict
Peaks higher limit	---	0	0	no	PASS



General verdict

PASS

FCC, ISED # TX Emissions conducted ~ NR Band_77_B Ant-2 SCS-30

Test References	
TC Start	26.06.2022 17:50:08
Ambit Temp [°C] Humidity [rel%]	25.1 54
System Version	3.1.1.3
Test Specification	FCC, ISED -
Test Method	
TC Version	0.0.1
My Description	FCC/ISED MobileRadio TX Emissions conducted - NR Band_77_B
Add. Information	

Test Parameter	
Technology to test	NR
Band	Band_77_B
SCS [kHz]	30
Waveform	CPOFDM
Antenna Port used	2
Temperature	nom
Voltage	nom
Frequency low to test	True
Frequency mid to test	False
Frequency high to test	False
Auto Control enabled Power Supply Climatic Box	No No
Additional Path Loss [dB]	0
Switched Path	None

Test Equipment	
Signal analyzer,Rohde&Schwarz,FSV-40,1307.9002K40/101042,3.70	

Test at BW [MHz]: 70

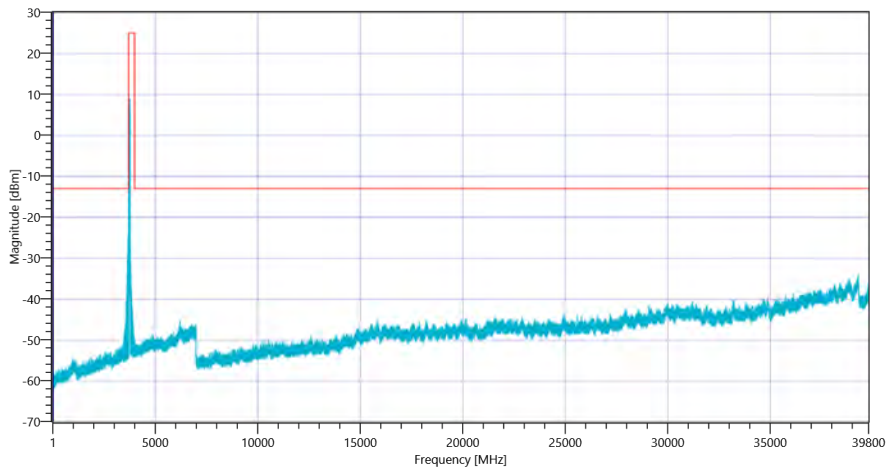
Test freq: low, UL[MHz]/CH 3735/0, CBW [MHz]: 70, RB_100PCT, Mod: QPSK

READ SA SETTINGS:

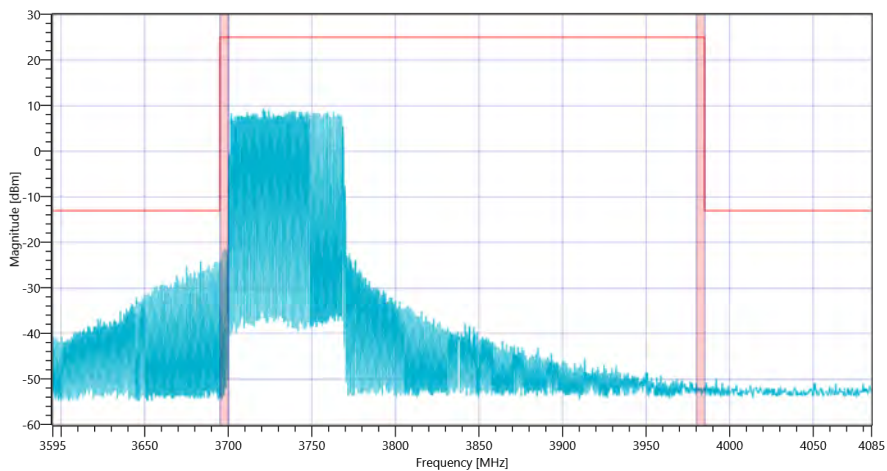
RefLevel [dBm] RefLevelOffset [dB] InpAtt [dB]	-2.92 0 15
Start [MHz] Stop [MHz]	1.000 401.000
RBW [MHz] VBW [MHz]	1.000000 3.000000
Detector TraceMode	POS MAXH
Sweep: Time [ms] Count Points per Section Type	1600 1 1001 SWE

RESULT Test freq: low, UL[MHz]/CH 3735/0, CBW [MHz]: 70, RB_100PCT, Mod: QPSK

Test Description	Lower Limit	Upper Limit	Measured	Unit	Verdict
Peaks higher limit	---	0	0	no	PASS



FCC, ISED # TX Emissions conducted ~ NR Band_77_B Ant-2 SCS-30 3735 MHz



FCC, ISED # TX Emissions conducted ~ NR Band_77_B Ant-2 SCS-30 3735

Test freq: low, UL[MHz]/CH 3735/0, CBW [MHz]: 70, RB_100PCT, Mod: 16QAM

READ SA SETTINGS:

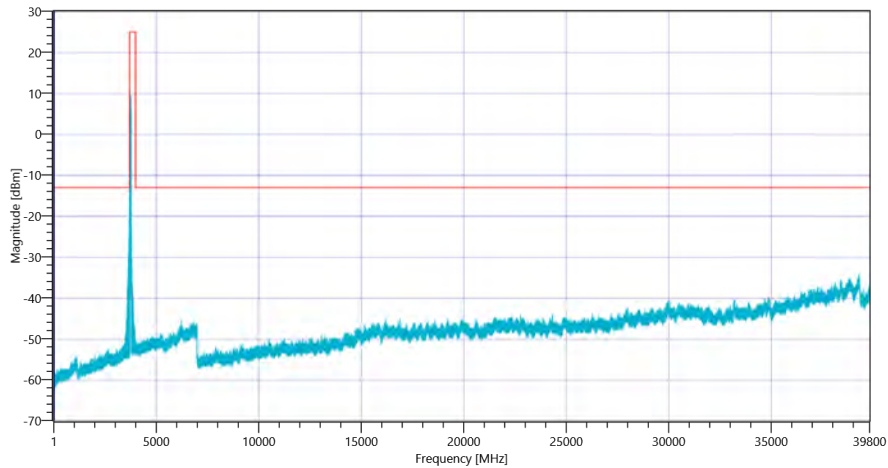
RefLevel [dBm] RefLevelOffset [dB] InpAtt [dB]	-1.79 0 15
Start [MHz] Stop [MHz]	1.000 401.000
RBW [MHz] VBW [MHz]	1.000000 3.000000

READ SA SETTINGS:

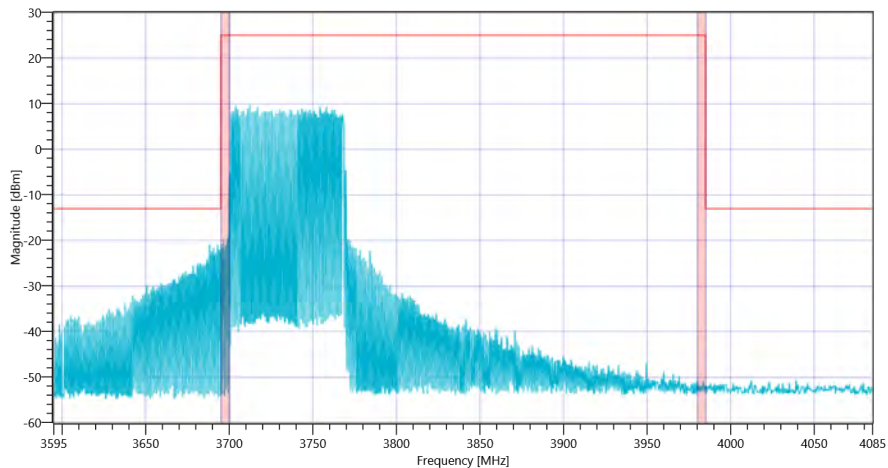
Detector | TraceMode POS | MAXH
Sweep: Time [ms] | Count | Points per Section | Type 1600 | 1 | 1001 | SWE

RESULT Test freq: low, UL[MHz]/CH 3735/0, CBW [MHz]: 70, RB_100PCT, Mod: 16QAM

Test Description	Lower Limit	Upper Limit	Measured	Unit	Verdict
Peaks higher limit	---	0	0	no	PASS



FCC, ISED # TX Emissions conducted ~ NR Band_77_B Ant-2 SCS-30 3735 MHz



FCC, ISED # TX Emissions conducted ~ NR Band_77_B Ant-2 SCS-30 3735

Test freq: low, UL[MHz]/CH 3735/0, CBW [MHz]: 70, RB_100PCT, Mod: 64QAM

READ SA SETTINGS:

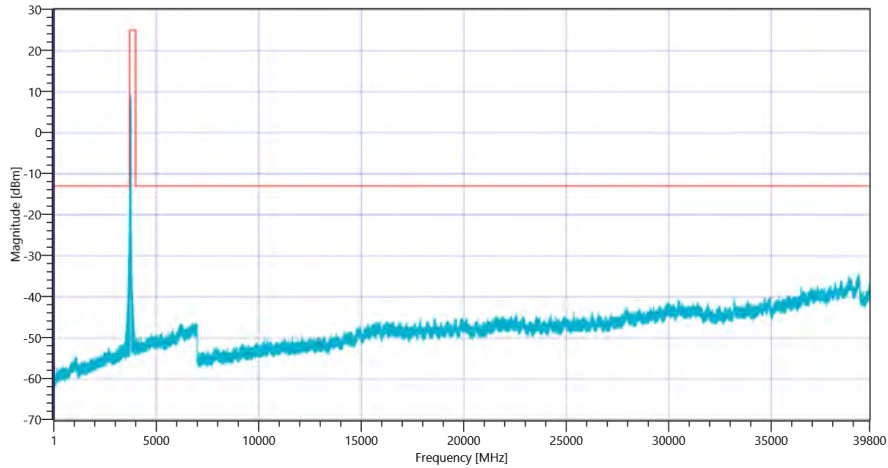
RefLevel [dBm] | RefLevelOffset [dB] | InpAtt [dB] -2.19 | 0 | 15
Start [MHz] | Stop [MHz] 1.000 | 401.000
RBW [MHz] | VBW [MHz] 1.000000 | 3.000000
Detector | TraceMode POS | MAXH
Sweep: Time [ms] | Count | Points per Section | Type 1600 | 1 | 1001 | SWE

RESULT Test freq: low, UL[MHz]/CH 3735/0, CBW [MHz]: 70, RB_100PCT, Mod: 64QAM

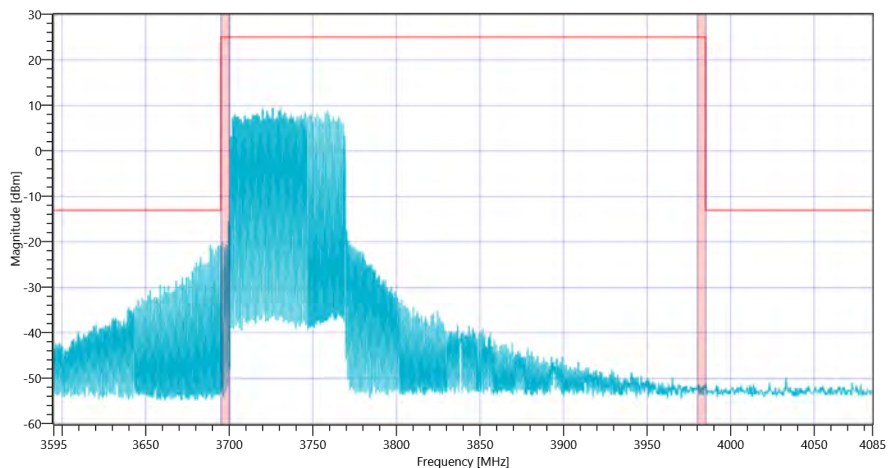
Test Description	Lower Limit	Upper Limit	Measured	Unit	Verdict
------------------	-------------	-------------	----------	------	---------

RESULT Test freq: low, UL[MHz]/CH 3735/0, CBW [MHz]: 70, RB_100PCT, Mod: 64QAM

Test Description	Lower Limit	Upper Limit	Measured	Unit	Verdict
Peaks higher limit	---	0	0	no	PASS



FCC, ISED # TX Emissions conducted ~ NR Band_77_B Ant-2 SCS-30 3735 MHz



FCC, ISED # TX Emissions conducted ~ NR Band_77_B Ant-2 SCS-30 3735

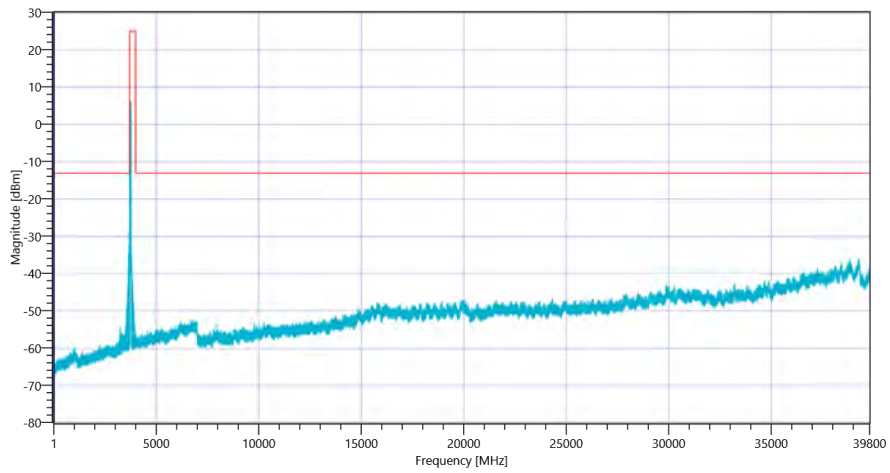
Test freq: low, UL[MHz]/CH 3735/0, CBW [MHz]: 70, RB_100PCT, Mod: 256QAM

READ SA SETTINGS:

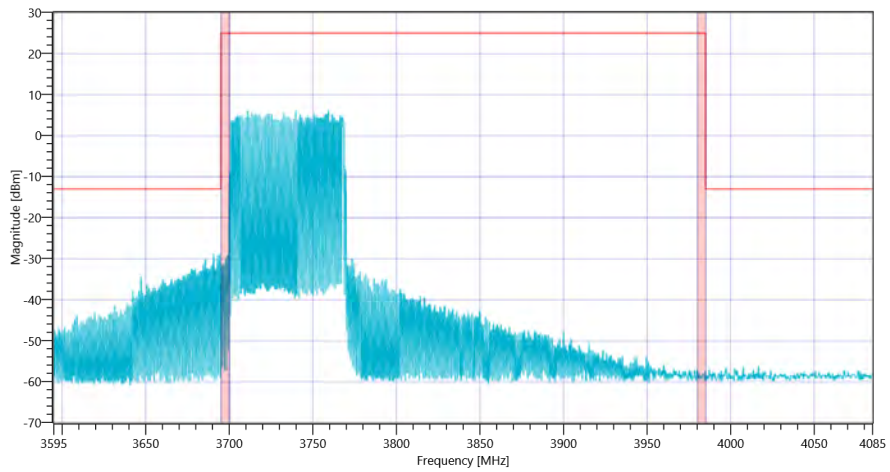
RefLevel [dBm] RefLevelOffset [dB] InpAtt [dB]	-5.38 0 10
Start [MHz] Stop [MHz]	1.000 401.000
RBW [MHz] VBW [MHz]	1.000000 3.000000
Detector TraceMode	POS MAXH
Sweep: Time [ms] Count Points per Section Type	1600 1 1001 SWE

RESULT Test freq: low, UL[MHz]/CH 3735/0, CBW [MHz]: 70, RB_100PCT, Mod: 256QAM

Test Description	Lower Limit	Upper Limit	Measured	Unit	Verdict
Peaks higher limit	---	0	0	no	PASS



FCC, ISED # TX Emissions conducted ~ NR Band_77_B Ant-2 SCS-30 3735 MHz



FCC, ISED # TX Emissions conducted ~ NR Band_77_B Ant-2 SCS-30 3735

General verdict

PASS

FCC, ISED # TX Emissions conducted ~ NR Band_77_B Ant-2 SCS-30

Test References	
TC Start	26.06.2022 16:08:21
Ambit Temp [°C] Humidity [rel%]	25.1 54
System Version	3.1.1.3
Test Specification	FCC, ISED -
Test Method	
TC Version	0.0.1
My Description	FCC/ISED MobileRadio TX Emissions conducted - NR Band_77_B
Add. Information	

Test Parameter	
Technology to test	NR
Band	Band_77_B
SCS [kHz]	30
Waveform	CPOFDM
Antenna Port used	2
Temperature	nom
Voltage	nom
Frequency low to test	True
Frequency mid to test	False
Frequency high to test	False
Auto Control enabled Power Supply Climatic Box	No No
Additional Path Loss [dB]	0
Switched Path	None

Test Equipment	
Signal analyzer,Rohde&Schwarz,FSV-40,1307.9002K40/101042,3.70	

Test at BW [MHz]: 80

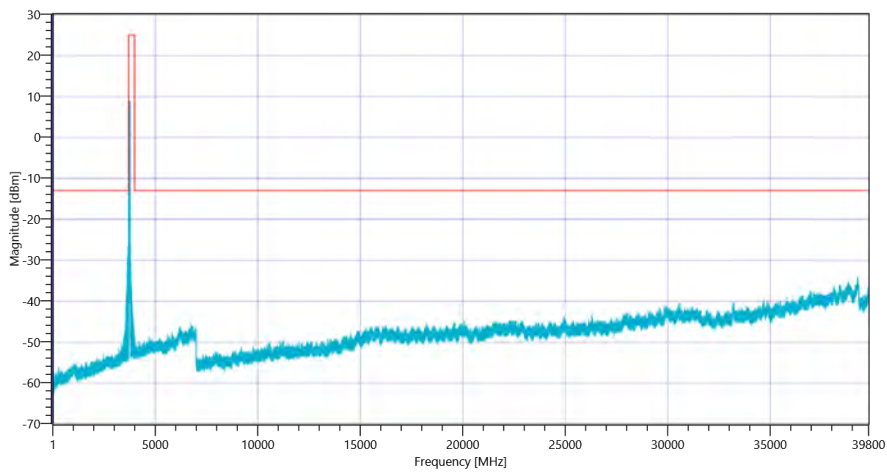
Test freq: low, UL[MHz]/CH 3740/0, CBW [MHz]: 80, RB_100PCT, Mod: QPSK

READ SA SETTINGS:

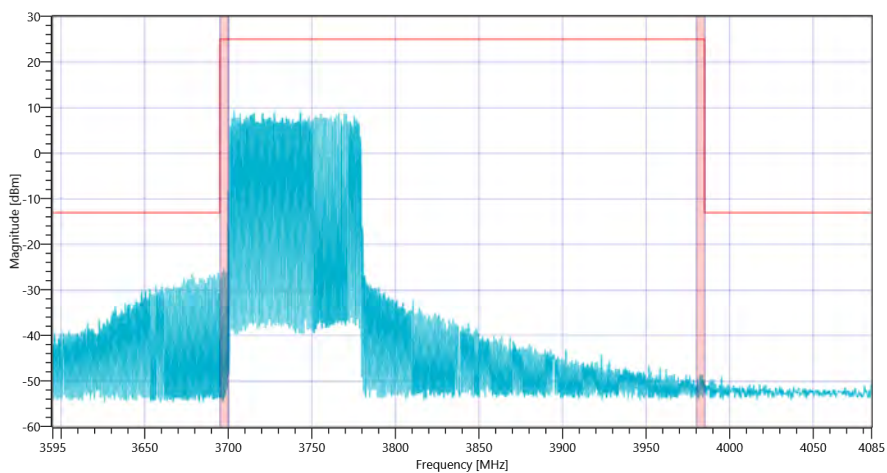
RefLevel [dBm] RefLevelOffset [dB] InpAtt [dB]	-3.02 0 15
Start [MHz] Stop [MHz]	1.000 401.000
RBW [MHz] VBW [MHz]	1.000000 3.000000
Detector TraceMode	POS MAXH
Sweep: Time [ms] Count Points per Section Type	1600 1 1001 SWE

RESULT Test freq: low, UL[MHz]/CH 3740/0, CBW [MHz]: 80, RB_100PCT, Mod: QPSK

Test Description	Lower Limit	Upper Limit	Measured	Unit	Verdict
Peaks higher limit	---	0	0	no	PASS



FCC, ISED # TX Emissions conducted ~ NR Band_77_B Ant-2 SCS-30 3740 MHz



FCC, ISED # TX Emissions conducted ~ NR Band_77_B Ant-2 SCS-30 3740

Test freq: low, UL[MHz]/CH 3740/0, CBW [MHz]: 80, RB_100PCT, Mod: 16QAM

READ SA SETTINGS:

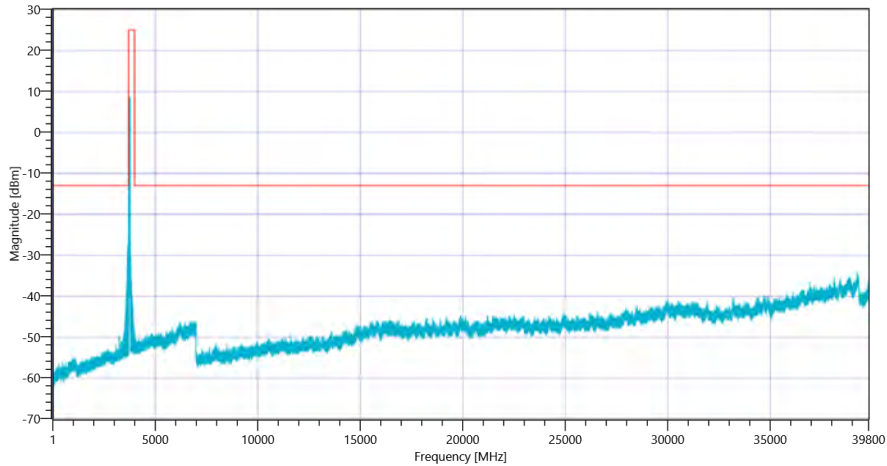
RefLevel [dBm] RefLevelOffset [dB] InpAtt [dB]	-2.40 0 15
Start [MHz] Stop [MHz]	1.000 401.000
RBW [MHz] VBW [MHz]	1.000000 3.000000

READ SA SETTINGS:

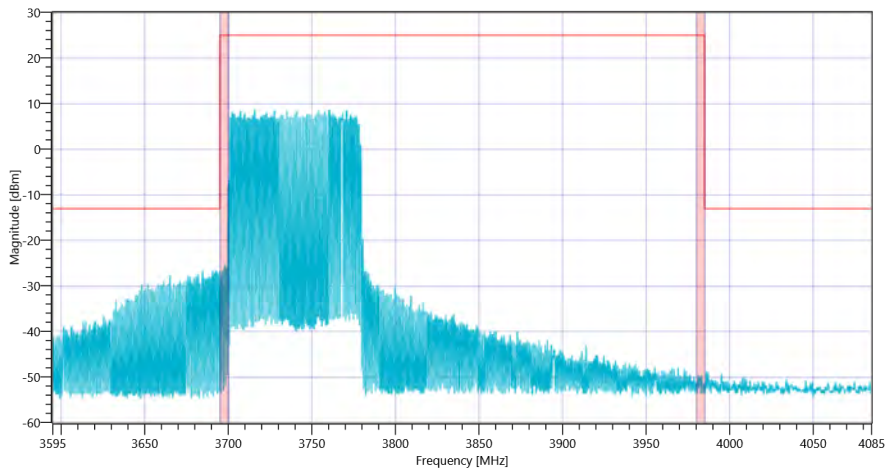
Detector | TraceMode POS | MAXH
Sweep: Time [ms] | Count | Points per Section | Type 1600 | 1 | 1001 | SWE

RESULT Test freq: low, UL[MHz]/CH 3740/0, CBW [MHz]: 80, RB_100PCT, Mod: 16QAM

Test Description	Lower Limit	Upper Limit	Measured	Unit	Verdict
Peaks higher limit	---	0	0	no	PASS



FCC, ISED # TX Emissions conducted ~ NR Band_77_B Ant-2 SCS-30 3740 MHz



FCC, ISED # TX Emissions conducted ~ NR Band_77_B Ant-2 SCS-30 3740

Test freq: low, UL[MHz]/CH 3740/0, CBW [MHz]: 80, RB_100PCT, Mod: 64QAM

READ SA SETTINGS:

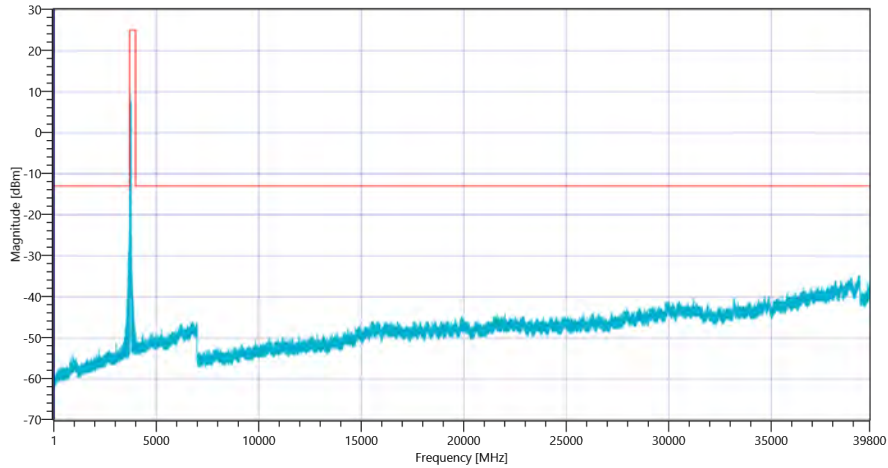
RefLevel [dBm] | RefLevelOffset [dB] | InpAtt [dB] -2.26 | 0 | 15
Start [MHz] | Stop [MHz] 1.000 | 401.000
RBW [MHz] | VBW [MHz] 1.000000 | 3.000000
Detector | TraceMode POS | MAXH
Sweep: Time [ms] | Count | Points per Section | Type 1600 | 1 | 1001 | SWE

RESULT Test freq: low, UL[MHz]/CH 3740/0, CBW [MHz]: 80, RB_100PCT, Mod: 64QAM

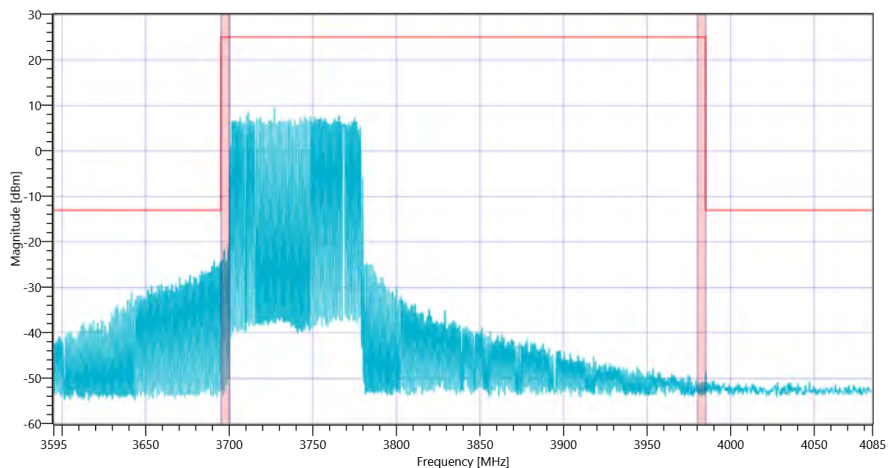
Test Description	Lower Limit	Upper Limit	Measured	Unit	Verdict
------------------	-------------	-------------	----------	------	---------

RESULT Test freq: low, UL[MHz]/CH 3740/0, CBW [MHz]: 80, RB_100PCT, Mod: 64QAM

Test Description	Lower Limit	Upper Limit	Measured	Unit	Verdict
Peaks higher limit	---	0	0	no	PASS



FCC, ISED # TX Emissions conducted ~ NR Band_77_B Ant-2 SCS-30 3740 MHz



FCC, ISED # TX Emissions conducted ~ NR Band_77_B Ant-2 SCS-30 3740

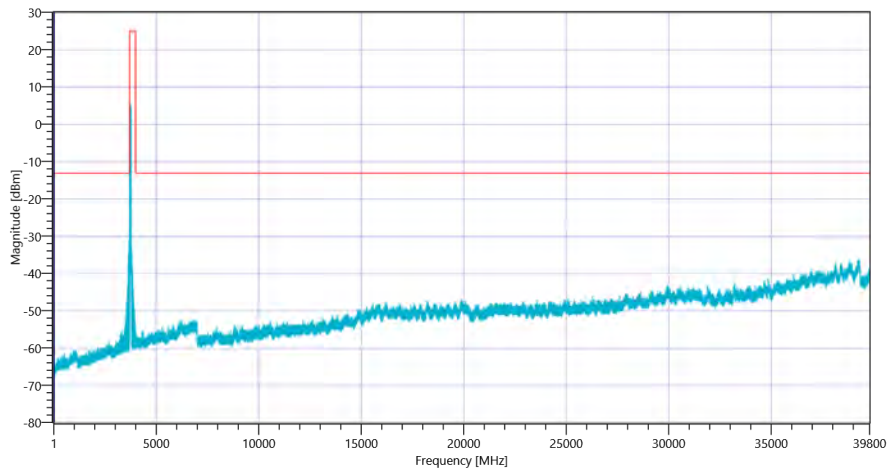
Test freq: low, UL[MHz]/CH 3740/0, CBW [MHz]: 80, RB_100PCT, Mod: 256QAM

READ SA SETTINGS:

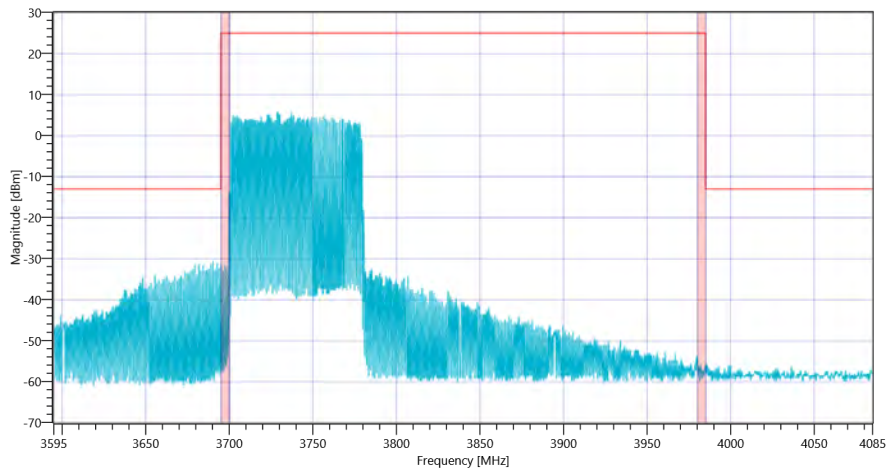
RefLevel [dBm] RefLevelOffset [dB] InpAtt [dB]	-5.84 0 10
Start [MHz] Stop [MHz]	1.000 401.000
RBW [MHz] VBW [MHz]	1.000000 3.000000
Detector TraceMode	POS MAXH
Sweep: Time [ms] Count Points per Section Type	1600 1 1001 SWE

RESULT Test freq: low, UL[MHz]/CH 3740/0, CBW [MHz]: 80, RB_100PCT, Mod: 256QAM

Test Description	Lower Limit	Upper Limit	Measured	Unit	Verdict
Peaks higher limit	---	0	0	no	PASS



FCC, ISED # TX Emissions conducted ~ NR Band_77_B Ant-2 SCS-30 3740 MHz



FCC, ISED # TX Emissions conducted ~ NR Band_77_B Ant-2 SCS-30 3740

General verdict

PASS

FCC, ISED # TX Emissions conducted ~ NR Band_77_B Ant-2 SCS-30

Test References	
TC Start	26.06.2022 13:51:49
Ambit Temp [°C] Humidity [rel%]	25.1 53
System Version	3.1.1.3
Test Specification	FCC, ISED -
Test Method	
TC Version	0.0.1
My Description	FCC/ISED MobileRadio TX Emissions conducted - NR Band_77_B
Add. Information	

Test Parameter	
Technology to test	NR
Band	Band_77_B
SCS [kHz]	30
Waveform	CPOFDM
Antenna Port used	2
Temperature	nom
Voltage	nom
Frequency low to test	True
Frequency mid to test	False
Frequency high to test	False
Auto Control enabled Power Supply Climatic Box	No No
Additional Path Loss [dB]	0
Switched Path	None

Test Equipment	
Signal analyzer,Rohde&Schwarz,FSV-40,1307.9002K40/101042,3.70	

Test at BW [MHz]: 90

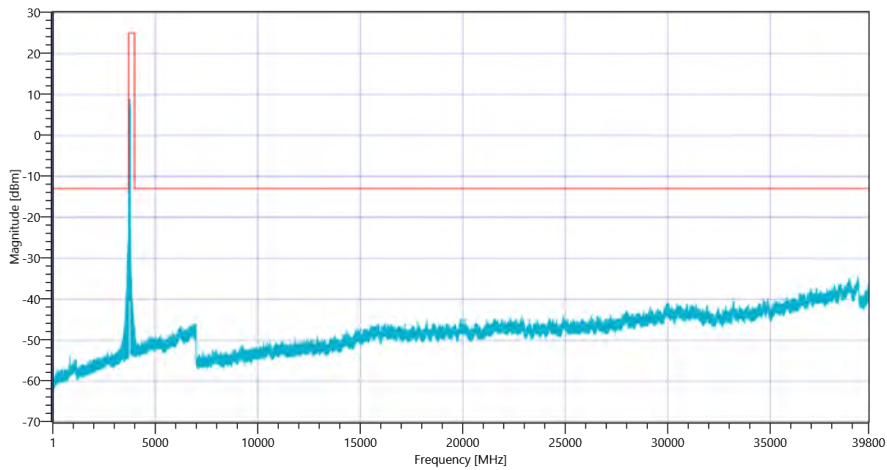
Test freq: low, UL[MHz]/CH 3745/0, CBW [MHz]: 90, RB_100PCT, Mod: QPSK

READ SA SETTINGS:

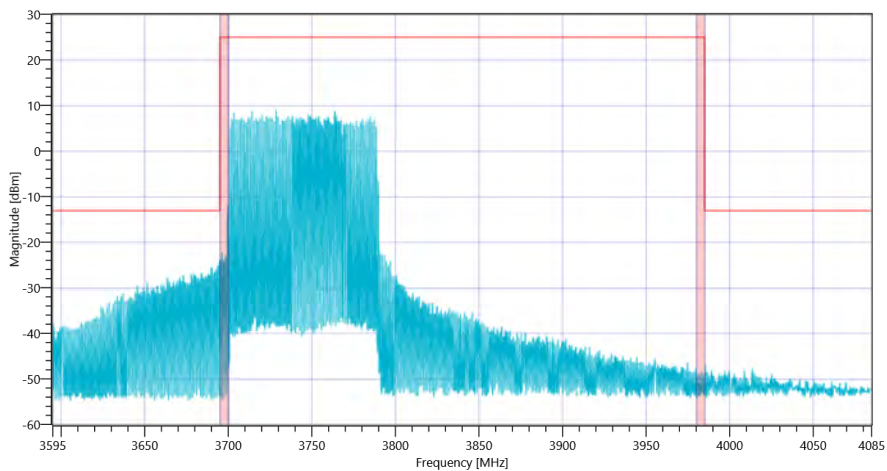
RefLevel [dBm] RefLevelOffset [dB] InpAtt [dB]	-4.16 0 15
Start [MHz] Stop [MHz]	1.000 401.000
RBW [MHz] VBW [MHz]	1.000000 3.000000
Detector TraceMode	POS MAXH
Sweep: Time [ms] Count Points per Section Type	1600 1 1001 SWE

RESULT Test freq: low, UL[MHz]/CH 3745/0, CBW [MHz]: 90, RB_100PCT, Mod: QPSK

Test Description	Lower Limit	Upper Limit	Measured	Unit	Verdict
Peaks higher limit	---	0	0	no	PASS



FCC, ISED # TX Emissions conducted ~ NR Band_77_B Ant-2 SCS-30 3745 MHz



FCC, ISED # TX Emissions conducted ~ NR Band_77_B Ant-2 SCS-30 3745

Test freq: low, UL[MHz]/CH 3745/0, CBW [MHz]: 90, RB_100PCT, Mod: 16QAM

READ SA SETTINGS:

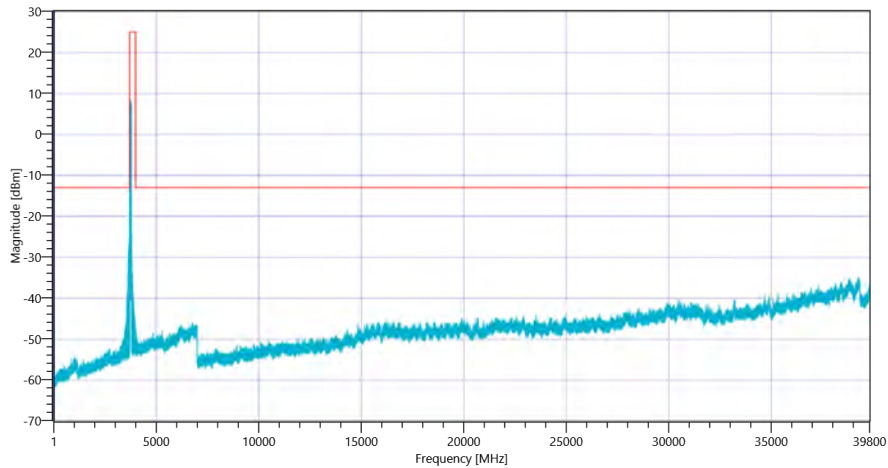
RefLevel [dBm] RefLevelOffset [dB] InpAtt [dB]	-2.10 0 15
Start [MHz] Stop [MHz]	1.000 401.000
RBW [MHz] VBW [MHz]	1.000000 3.000000

READ SA SETTINGS:

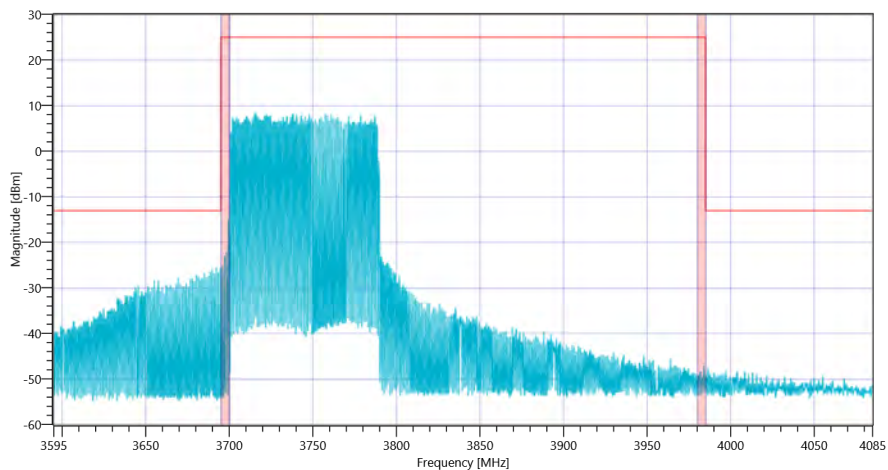
Detector | TraceMode POS | MAXH
Sweep: Time [ms] | Count | Points per Section | Type 1600 | 1 | 1001 | SWE

RESULT Test freq: low, UL[MHz]/CH 3745/0, CBW [MHz]: 90, RB_100PCT, Mod: 16QAM

Test Description	Lower Limit	Upper Limit	Measured	Unit	Verdict
Peaks higher limit	---	0	0	no	PASS



FCC, ISED # TX Emissions conducted ~ NR Band_77_B Ant-2 SCS-30 3745 MHz



FCC, ISED # TX Emissions conducted ~ NR Band_77_B Ant-2 SCS-30 3745

Test freq: low, UL[MHz]/CH 3745/0, CBW [MHz]: 90, RB_100PCT, Mod: 64QAM

READ SA SETTINGS:

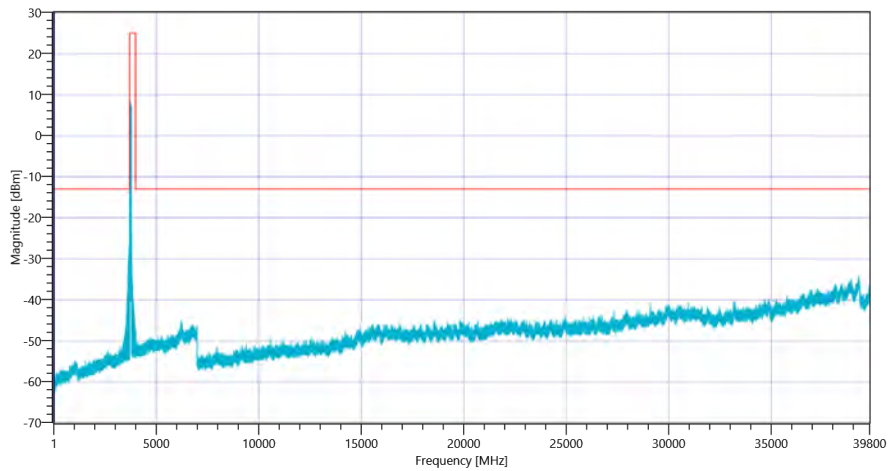
RefLevel [dBm] | RefLevelOffset [dB] | InpAtt [dB] -2.98 | 0 | 15
Start [MHz] | Stop [MHz] 1.000 | 401.000
RBW [MHz] | VBW [MHz] 1.000000 | 3.000000
Detector | TraceMode POS | MAXH
Sweep: Time [ms] | Count | Points per Section | Type 1600 | 1 | 1001 | SWE

RESULT Test freq: low, UL[MHz]/CH 3745/0, CBW [MHz]: 90, RB_100PCT, Mod: 64QAM

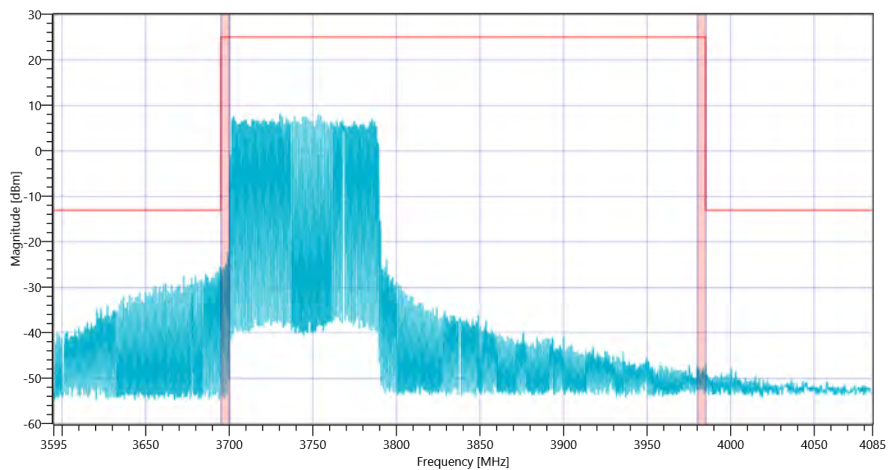
Test Description	Lower Limit	Upper Limit	Measured	Unit	Verdict
------------------	-------------	-------------	----------	------	---------

RESULT Test freq: low, UL[MHz]/CH 3745/0, CBW [MHz]: 90, RB_100PCT, Mod: 64QAM

Test Description	Lower Limit	Upper Limit	Measured	Unit	Verdict
Peaks higher limit	---	0	0	no	PASS



FCC, ISED # TX Emissions conducted ~ NR Band_77_B Ant-2 SCS-30 3745 MHz



FCC, ISED # TX Emissions conducted ~ NR Band_77_B Ant-2 SCS-30 3745

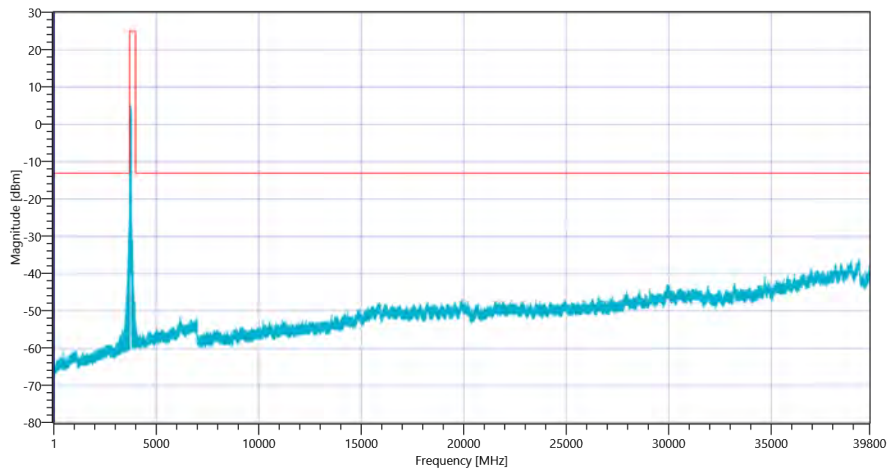
Test freq: low, UL[MHz]/CH 3745/0, CBW [MHz]: 90, RB_100PCT, Mod: 256QAM

READ SA SETTINGS:

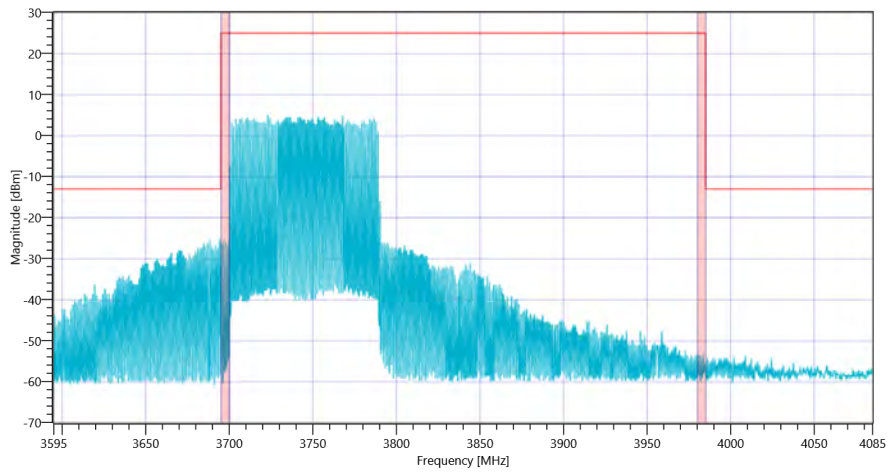
RefLevel [dBm] RefLevelOffset [dB] InpAtt [dB]	-6.58 0 10
Start [MHz] Stop [MHz]	1.000 401.000
RBW [MHz] VBW [MHz]	1.000000 3.000000
Detector TraceMode	POS MAXH
Sweep: Time [ms] Count Points per Section Type	1600 1 1001 SWE

RESULT Test freq: low, UL[MHz]/CH 3745/0, CBW [MHz]: 90, RB_100PCT, Mod: 256QAM

Test Description	Lower Limit	Upper Limit	Measured	Unit	Verdict
Peaks higher limit	---	0	0	no	PASS



FCC, ISED # TX Emissions conducted ~ NR Band_77_B Ant-2 SCS-30 3745 MHz



FCC, ISED # TX Emissions conducted ~ NR Band_77_B Ant-2 SCS-30 3745

General verdict

PASS

FCC, ISED # TX Emissions conducted ~ NR Band_77_B Ant-2 SCS-30

Test References	
TC Start	26.06.2022 13:23:53
Ambit Temp [°C] Humidity [rel%]	25.1 53
System Version	3.1.1.3
Test Specification	FCC, ISED -
Test Method	
TC Version	0.0.1
My Description	FCC/ISED MobileRadio TX Emissions conducted - NR Band_77_B
Add. Information	

Test Parameter	
Technology to test	NR
Band	Band_77_B
SCS [kHz]	30
Waveform	CPOFDM
Antenna Port used	2
Temperature	nom
Voltage	nom
Frequency low to test	True
Frequency mid to test	False
Frequency high to test	False
Auto Control enabled Power Supply Climatic Box	No No
Additional Path Loss [dB]	0
Switched Path	None

Test Equipment	
Signal analyzer,Rohde&Schwarz,FSV-40,1307.9002K40/101042,3.70	

Test at BW [MHz]: 100

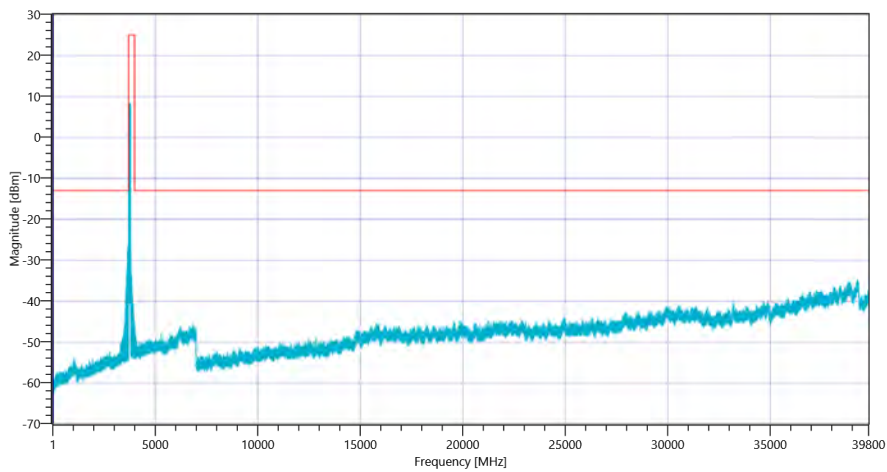
Test freq: low, UL[MHz]/CH 3750/0, CBW [MHz]: 100, RB_100PCT, Mod: QPSK

READ SA SETTINGS:

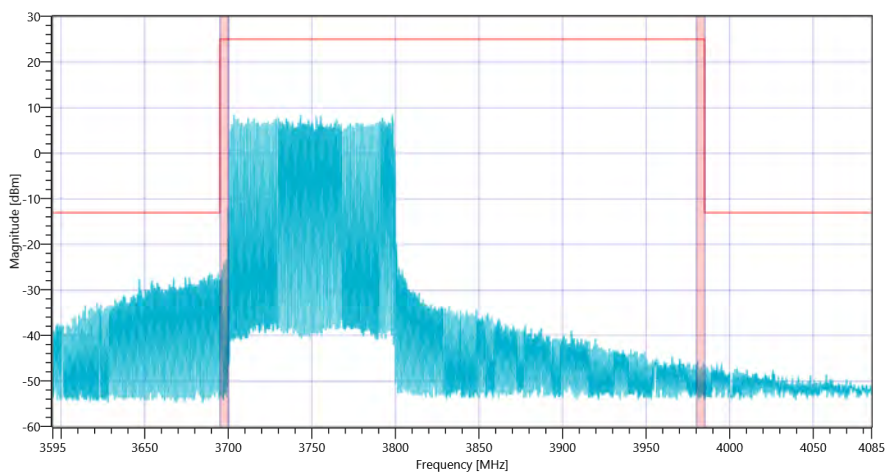
RefLevel [dBm] RefLevelOffset [dB] InpAtt [dB]	-3.71 0 15
Start [MHz] Stop [MHz]	1.000 401.000
RBW [MHz] VBW [MHz]	1.000000 3.000000
Detector TraceMode	POS MAXH
Sweep: Time [ms] Count Points per Section Type	1600 1 1001 SWE

RESULT Test freq: low, UL[MHz]/CH 3750/0, CBW [MHz]: 100, RB_100PCT, Mod: QPSK

Test Description	Lower Limit	Upper Limit	Measured	Unit	Verdict
Peaks higher limit	---	0	0	no	PASS



FCC, ISED # TX Emissions conducted ~ NR Band_77_B Ant-2 SCS-30 3750 MHz



FCC, ISED # TX Emissions conducted ~ NR Band_77_B Ant-2 SCS-30 3750

Test freq: low, UL[MHz]/CH 3750/0, CBW [MHz]: 100, RB_100PCT, Mod: 16QAM

READ SA SETTINGS:

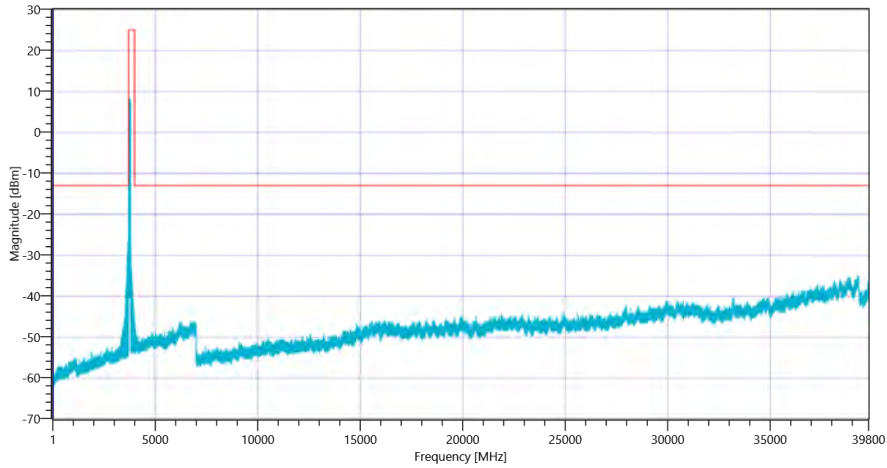
RefLevel [dBm] RefLevelOffset [dB] InpAtt [dB]	-2.71 0 15
Start [MHz] Stop [MHz]	1.000 401.000
RBW [MHz] VBW [MHz]	1.000000 3.000000

READ SA SETTINGS:

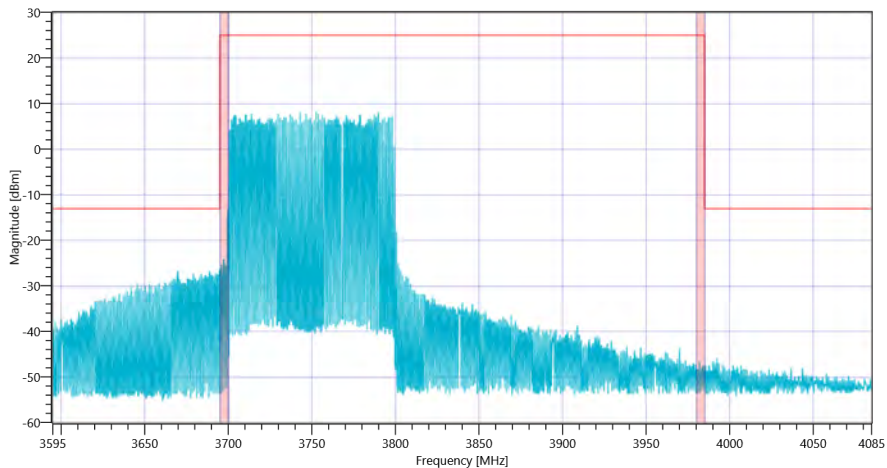
Detector TraceMode	POS MAXH
Sweep: Time [ms] Count Points per Section Type	1600 1 1001 SWE

RESULT Test freq: low, UL[MHz]/CH 3750/0, CBW [MHz]: 100, RB_100PCT, Mod: 16QAM

Test Description	Lower Limit	Upper Limit	Measured	Unit	Verdict
Peaks higher limit	---	0	0	no	PASS



FCC, ISED # TX Emissions conducted ~ NR Band_77_B Ant-2 SCS-30 3750 MHz



FCC, ISED # TX Emissions conducted ~ NR Band_77_B Ant-2 SCS-30 3750

Test freq: low, UL[MHz]/CH 3750/0, CBW [MHz]: 100, RB_100PCT, Mod: 64QAM

READ SA SETTINGS:

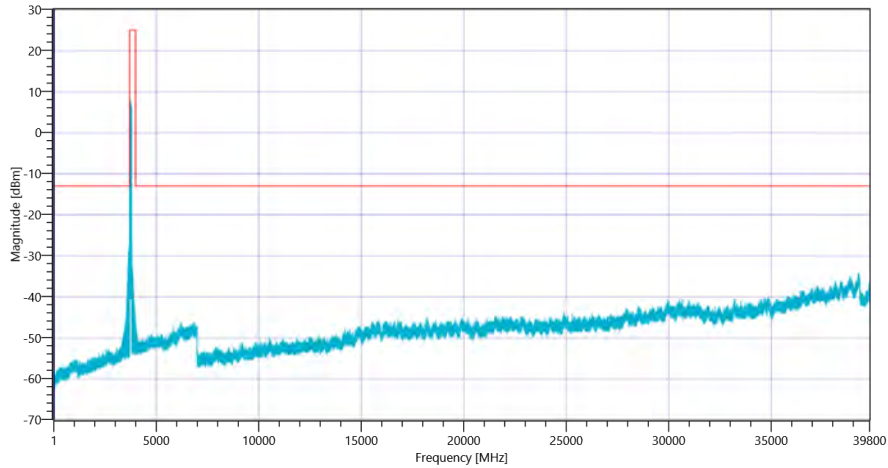
RefLevel [dBm] RefLevelOffset [dB] InpAtt [dB]	-3.68 0 15
Start [MHz] Stop [MHz]	1.000 401.000
RBW [MHz] VBW [MHz]	1.000000 3.000000
Detector TraceMode	POS MAXH
Sweep: Time [ms] Count Points per Section Type	1600 1 1001 SWE

RESULT Test freq: low, UL[MHz]/CH 3750/0, CBW [MHz]: 100, RB_100PCT, Mod: 64QAM

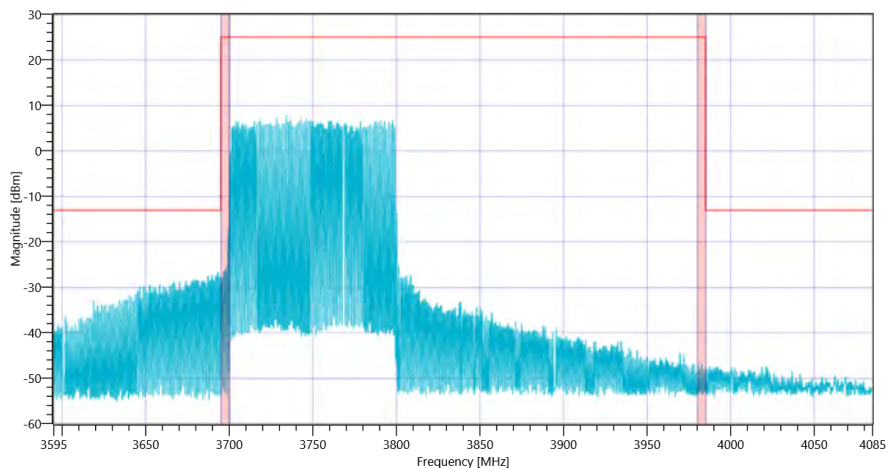
Test Description	Lower Limit	Upper Limit	Measured	Unit	Verdict
Peaks higher limit	---	0	0	no	PASS

RESULT Test freq: low, UL[MHz]/CH 3750/0, CBW [MHz]: 100, RB_100PCT, Mod: 64QAM

Test Description	Lower Limit	Upper Limit	Measured	Unit	Verdict
Peaks higher limit	---	0	0	no	PASS



FCC, ISED # TX Emissions conducted ~ NR Band_77_B Ant-2 SCS-30 3750 MHz



FCC, ISED # TX Emissions conducted ~ NR Band_77_B Ant-2 SCS-30 3750

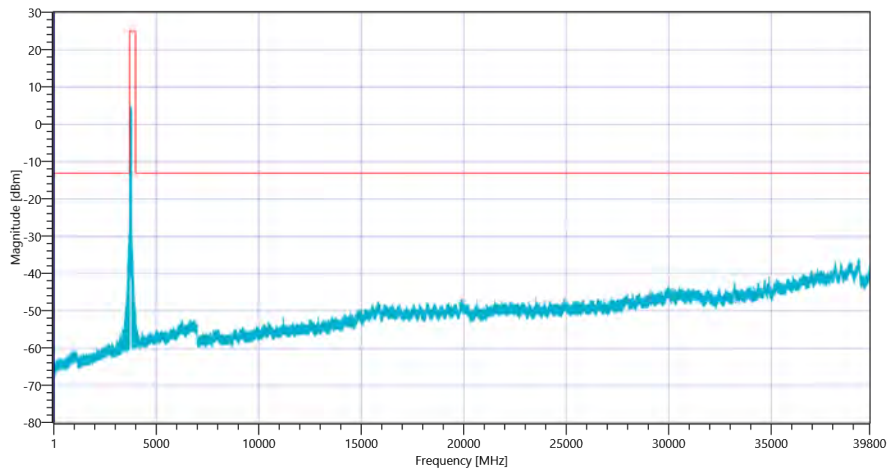
Test freq: low, UL[MHz]/CH 3750/0, CBW [MHz]: 100, RB_100PCT, Mod: 256QAM

READ SA SETTINGS:

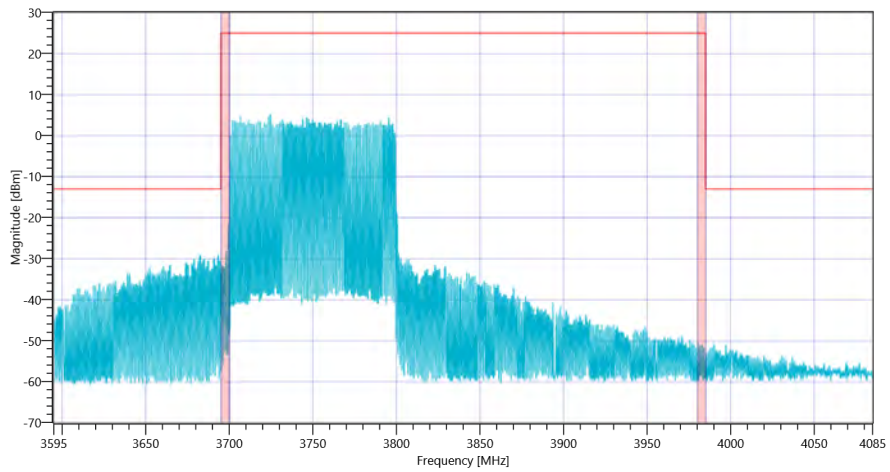
RefLevel [dBm] RefLevelOffset [dB] InpAtt [dB]	-6.56 0 10
Start [MHz] Stop [MHz]	1.000 401.000
RBW [MHz] VBW [MHz]	1.000000 3.000000
Detector TraceMode	POS MAXH
Sweep: Time [ms] Count Points per Section Type	1600 1 1001 SWE

RESULT Test freq: low, UL[MHz]/CH 3750/0, CBW [MHz]: 100, RB_100PCT, Mod: 256QAM

Test Description	Lower Limit	Upper Limit	Measured	Unit	Verdict
Peaks higher limit	---	0	0	no	PASS



FCC, ISED # TX Emissions conducted ~ NR Band_77_B Ant-2 SCS-30 3750 MHz



FCC, ISED # TX Emissions conducted ~ NR Band_77_B Ant-2 SCS-30 3750

General verdict

PASS

FCC, ISED # TX Emissions conducted ~ NR Band_77_B Ant-1 SCS-30

Test References	
TC Start	24.06.2022 14:17:16
Ambit Temp [°C] Humidity [rel%]	26.5 49
System Version	3.1.1.3
Test Specification	FCC, ISED -
Test Method	
TC Version	0.0.1
My Description	FCC/ISED MobileRadio TX Emissions conducted - NR Band_77_B
Add. Information	

Test Parameter	
Technology to test	NR
Band	Band_77_B
SCS [kHz]	30
Waveform	CPOFDM
Antenna Port used	1
Temperature	nom
Voltage	nom
Frequency low to test	False
Frequency mid to test	False
Frequency high to test	True
Auto Control enabled Power Supply Climatic Box	No No
Additional Path Loss [dB]	0
Switched Path	None

Test Equipment	
Signal analyzer,Rohde&Schwarz,FSV-40,1307.9002K40/101042,3.70	

Test at BW [MHz]: 30

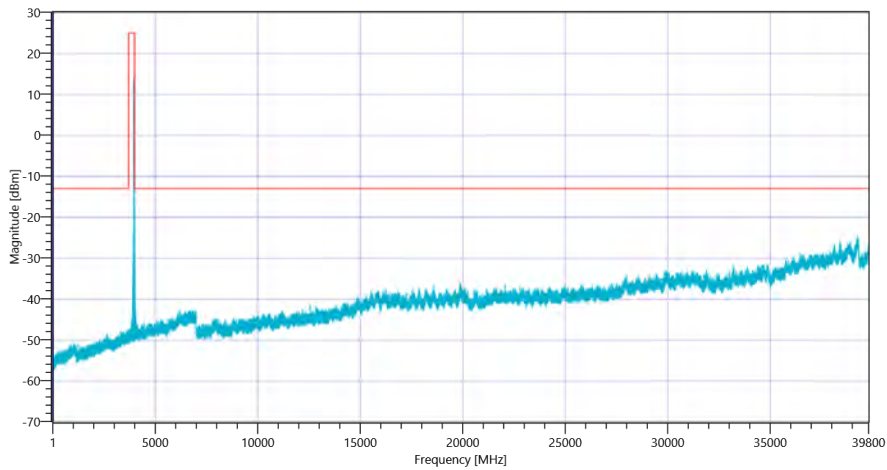
Test freq: high, UL[MHz]/CH 3965/0, CBW [MHz]: 30, RB_100PCT, Mod: QPSK

READ SA SETTINGS:

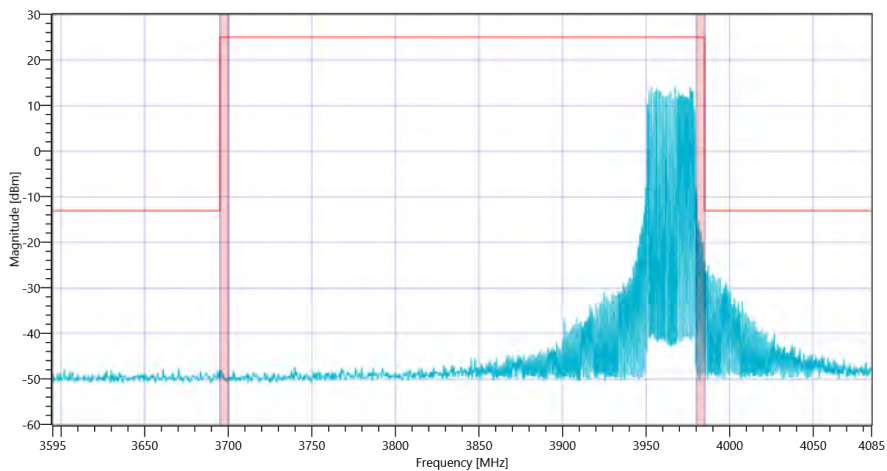
RefLevel [dBm] RefLevelOffset [dB] InpAtt [dB]	2.17 0 20
Start [MHz] Stop [MHz]	1.000 401.000
RBW [MHz] VBW [MHz]	1.000000 3.000000
Detector TraceMode	POS MAXH
Sweep: Time [ms] Count Points per Section Type	1600 1 1001 SWE

RESULT Test freq: high, UL[MHz]/CH 3965/0, CBW [MHz]: 30, RB_100PCT, Mod: QPSK

Test Description	Lower Limit	Upper Limit	Measured	Unit	Verdict
Peaks higher limit	---	0	0	no	PASS



FCC, ISED # TX Emissions conducted ~ NR Band_77_B Ant-1 SCS-30 3965 MHz



FCC, ISED # TX Emissions conducted ~ NR Band_77_B Ant-1 SCS-30 3965

Test freq: high, UL[MHz]/CH 3965/0, CBW [MHz]: 30, RB_100PCT, Mod: 16QAM

READ SA SETTINGS:

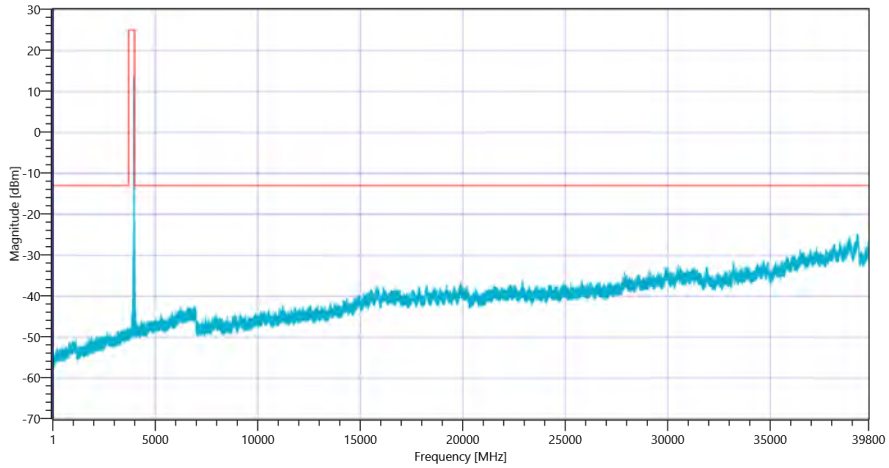
RefLevel [dBm] RefLevelOffset [dB] InpAtt [dB]	3.13 0 20
Start [MHz] Stop [MHz]	1.000 401.000
RBW [MHz] VBW [MHz]	1.000000 3.000000

READ SA SETTINGS:

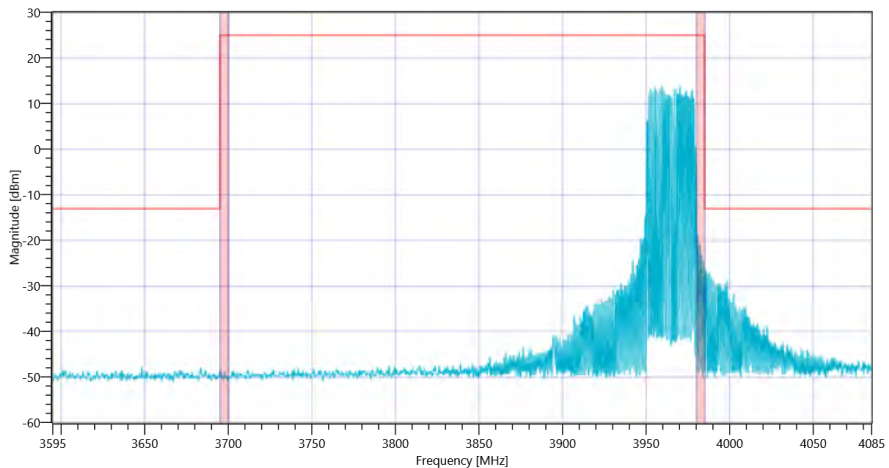
Detector TraceMode	POS MAXH
Sweep: Time [ms] Count Points per Section Type	1600 1 1001 SWE

RESULT Test freq: high, UL[MHz]/CH 3965/0, CBW [MHz]: 30, RB_100PCT, Mod: 16QAM

Test Description	Lower Limit	Upper Limit	Measured	Unit	Verdict
Peaks higher limit	---	0	0	no	PASS



FCC, ISED # TX Emissions conducted ~ NR Band_77_B Ant-1 SCS-30 3965 MHz



FCC, ISED # TX Emissions conducted ~ NR Band_77_B Ant-1 SCS-30 3965

Test freq: high, UL[MHz]/CH 3965/0, CBW [MHz]: 30, RB_100PCT, Mod: 64QAM

READ SA SETTINGS:

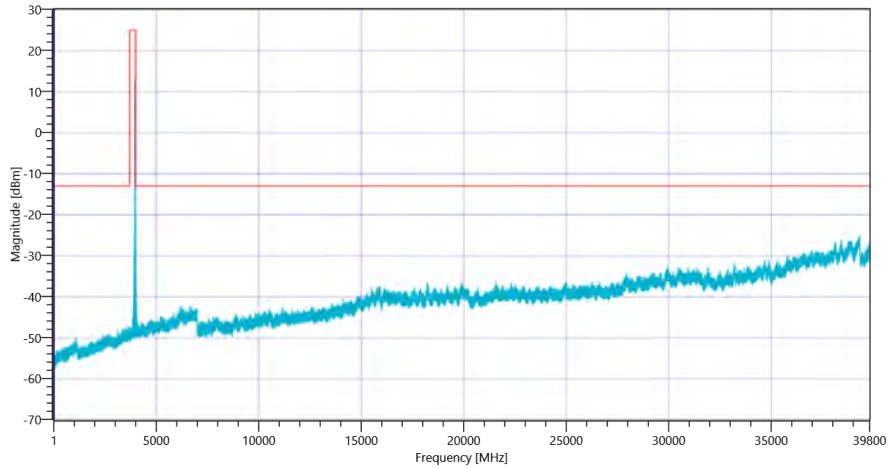
RefLevel [dBm] RefLevelOffset [dB] InpAtt [dB]	2.75 0 20
Start [MHz] Stop [MHz]	1.000 401.000
RBW [MHz] VBW [MHz]	1.000000 3.000000
Detector TraceMode	POS MAXH
Sweep: Time [ms] Count Points per Section Type	1600 1 1001 SWE

RESULT Test freq: high, UL[MHz]/CH 3965/0, CBW [MHz]: 30, RB_100PCT, Mod: 64QAM

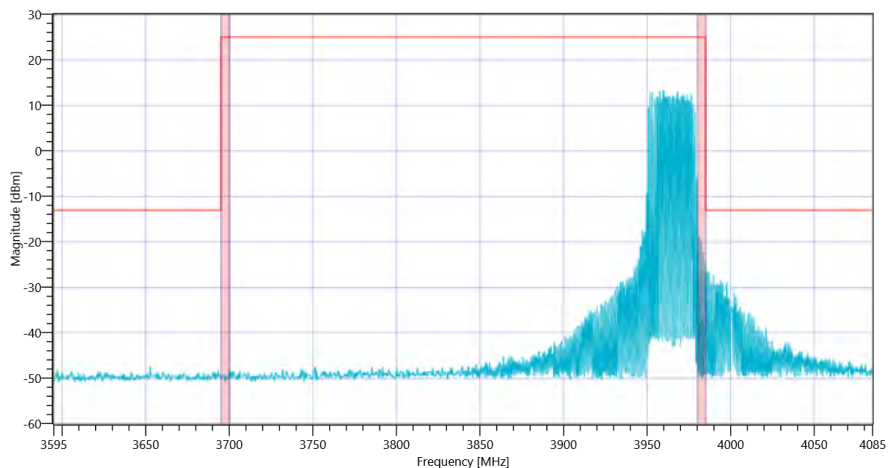
Test Description	Lower Limit	Upper Limit	Measured	Unit	Verdict
Peaks higher limit	---	0	0	no	PASS

RESULT Test freq: high, UL[MHz]/CH 3965/0, CBW [MHz]: 30, RB_100PCT, Mod: 64QAM

Test Description	Lower Limit	Upper Limit	Measured	Unit	Verdict
Peaks higher limit	---	0	0	no	PASS



FCC, ISED # TX Emissions conducted ~ NR Band_77_B Ant-1 SCS-30 3965 MHz



FCC, ISED # TX Emissions conducted ~ NR Band_77_B Ant-1 SCS-30 3965

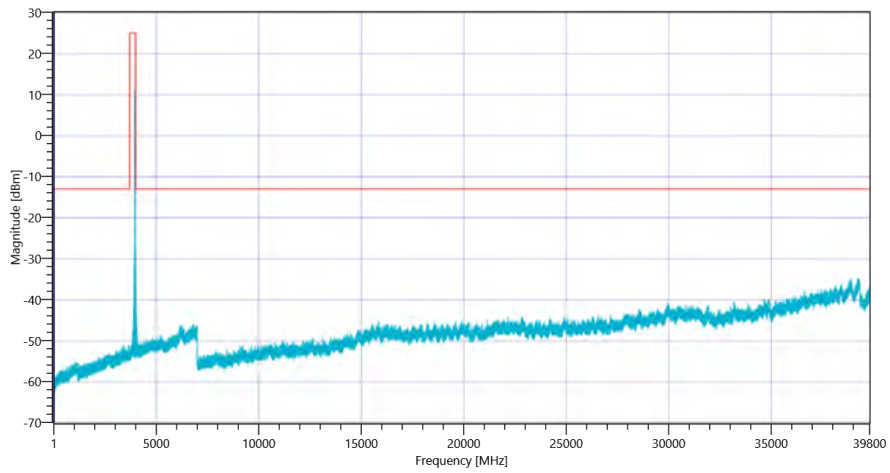
Test freq: high, UL[MHz]/CH 3965/0, CBW [MHz]: 30, RB_100PCT, Mod: 256QAM

READ SA SETTINGS:

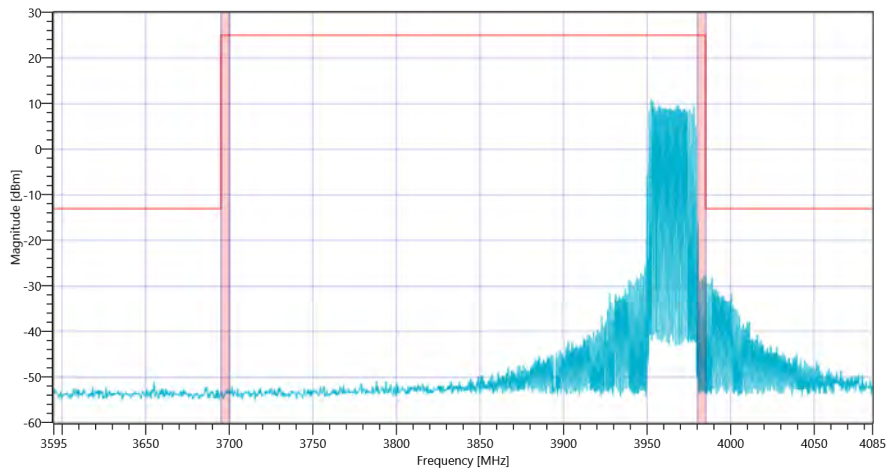
RefLevel [dBm] RefLevelOffset [dB] InpAtt [dB]	-0.45 0 15
Start [MHz] Stop [MHz]	1.000 401.000
RBW [MHz] VBW [MHz]	1.000000 3.000000
Detector TraceMode	POS MAXH
Sweep: Time [ms] Count Points per Section Type	1600 1 1001 SWE

RESULT Test freq: high, UL[MHz]/CH 3965/0, CBW [MHz]: 30, RB_100PCT, Mod: 256QAM

Test Description	Lower Limit	Upper Limit	Measured	Unit	Verdict
Peaks higher limit	---	0	0	no	PASS



FCC, ISED # TX Emissions conducted ~ NR Band_77_B Ant-1 SCS-30 3965 MHz



FCC, ISED # TX Emissions conducted ~ NR Band_77_B Ant-1 SCS-30 3965

General verdict

PASS

FCC, ISED # TX Emissions conducted ~ NR Band_77_B Ant-1 SCS-30

Test References	
TC Start	24.06.2022 13:47:18
Ambit Temp [°C] Humidity [rel%]	26.4 50
System Version	3.1.1.3
Test Specification	FCC, ISED -
Test Method	
TC Version	0.0.1
My Description	FCC/ISED MobileRadio TX Emissions conducted - NR Band_77_B
Add. Information	

Test Parameter	
Technology to test	NR
Band	Band_77_B
SCS [kHz]	30
Waveform	CPOFDM
Antenna Port used	1
Temperature	nom
Voltage	nom
Frequency low to test	False
Frequency mid to test	False
Frequency high to test	True
Auto Control enabled Power Supply Climatic Box	No No
Additional Path Loss [dB]	0
Switched Path	None

Test Equipment	
Signal analyzer,Rohde&Schwarz,FSV-40,1307.9002K40/101042,3.70	

Test at BW [MHz]: 20

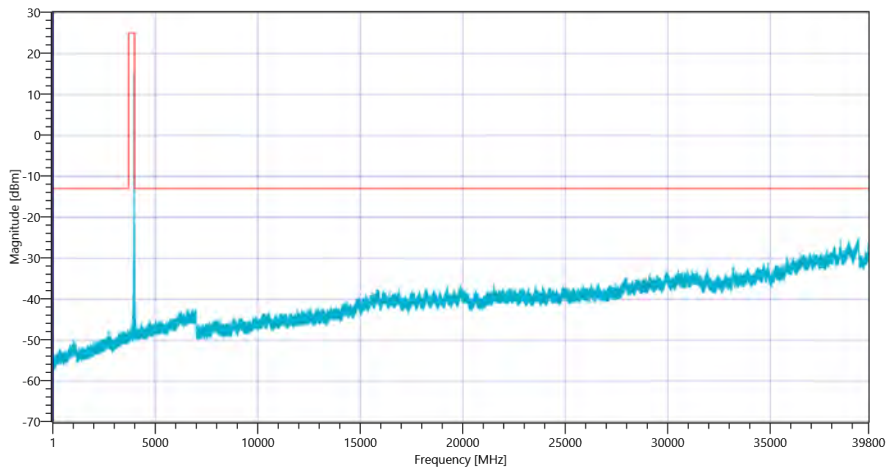
Test freq: high, UL[MHz]/CH 3970/0, CBW [MHz]: 20, RB_100PCT, Mod: QPSK

READ SA SETTINGS:

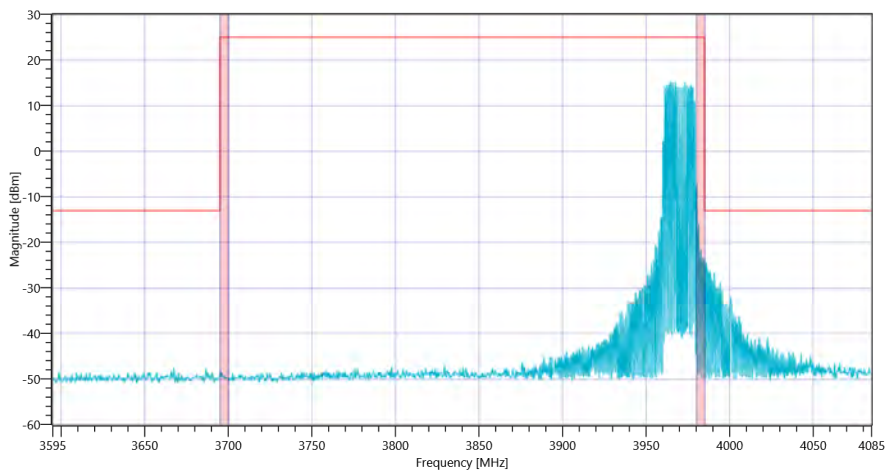
RefLevel [dBm] RefLevelOffset [dB] InpAtt [dB]	4.59 0 20
Start [MHz] Stop [MHz]	1.000 401.000
RBW [MHz] VBW [MHz]	1.000000 3.000000
Detector TraceMode	POS MAXH
Sweep: Time [ms] Count Points per Section Type	1600 1 1001 SWE

RESULT Test freq: high, UL[MHz]/CH 3970/0, CBW [MHz]: 20, RB_100PCT, Mod: QPSK

Test Description	Lower Limit	Upper Limit	Measured	Unit	Verdict
Peaks higher limit	---	0	0	no	PASS



FCC, ISED # TX Emissions conducted ~ NR Band_77_B Ant-1 SCS-30 3970 MHz



FCC, ISED # TX Emissions conducted ~ NR Band_77_B Ant-1 SCS-30 3970

Test freq: high, UL[MHz]/CH 3970/0, CBW [MHz]: 20, RB_100PCT, Mod: 16QAM

READ SA SETTINGS:

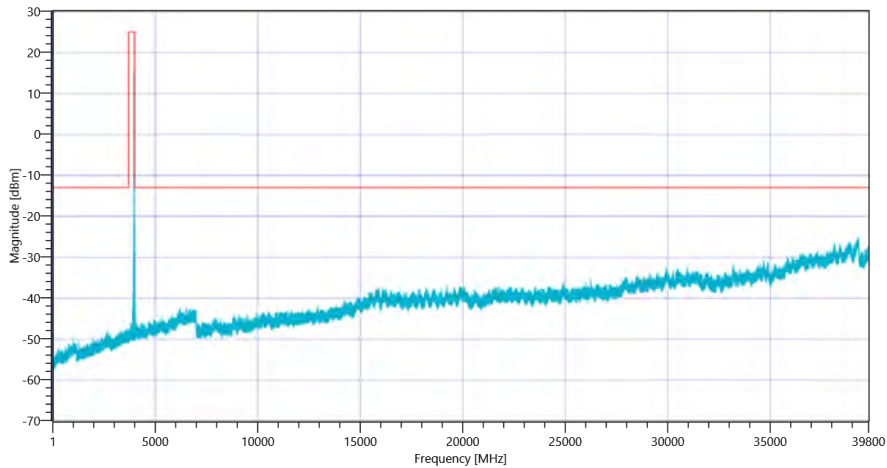
RefLevel [dBm] RefLevelOffset [dB] InpAtt [dB]	3.82 0 20
Start [MHz] Stop [MHz]	1.000 401.000
RBW [MHz] VBW [MHz]	1.000000 3.000000

READ SA SETTINGS:

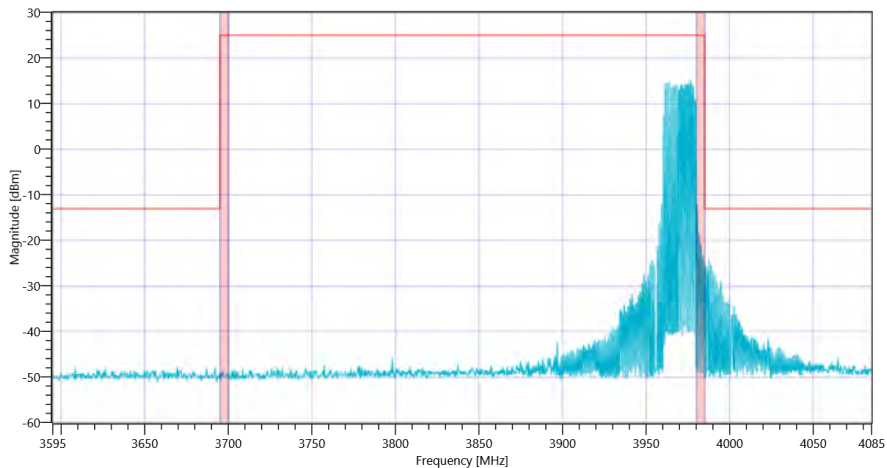
Detector TraceMode	POS MAXH
Sweep: Time [ms] Count Points per Section Type	1600 1 1001 SWE

RESULT Test freq: high, UL[MHz]/CH 3970/0, CBW [MHz]: 20, RB_100PCT, Mod: 16QAM

Test Description	Lower Limit	Upper Limit	Measured	Unit	Verdict
Peaks higher limit	---	0	0	no	PASS



FCC, ISED # TX Emissions conducted ~ NR Band_77_B Ant-1 SCS-30 3970 MHz



FCC, ISED # TX Emissions conducted ~ NR Band_77_B Ant-1 SCS-30 3970

Test freq: high, UL[MHz]/CH 3970/0, CBW [MHz]: 20, RB_100PCT, Mod: 64QAM

READ SA SETTINGS:

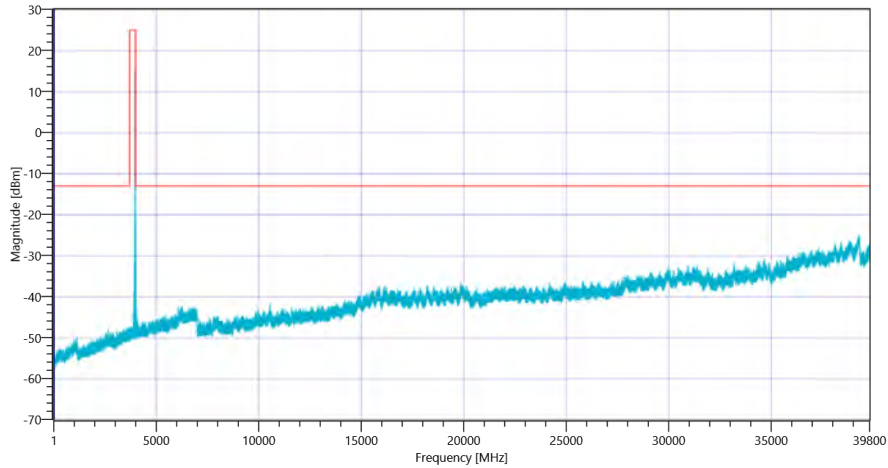
RefLevel [dBm] RefLevelOffset [dB] InpAtt [dB]	3.94 0 20
Start [MHz] Stop [MHz]	1.000 401.000
RBW [MHz] VBW [MHz]	1.000000 3.000000
Detector TraceMode	POS MAXH
Sweep: Time [ms] Count Points per Section Type	1600 1 1001 SWE

RESULT Test freq: high, UL[MHz]/CH 3970/0, CBW [MHz]: 20, RB_100PCT, Mod: 64QAM

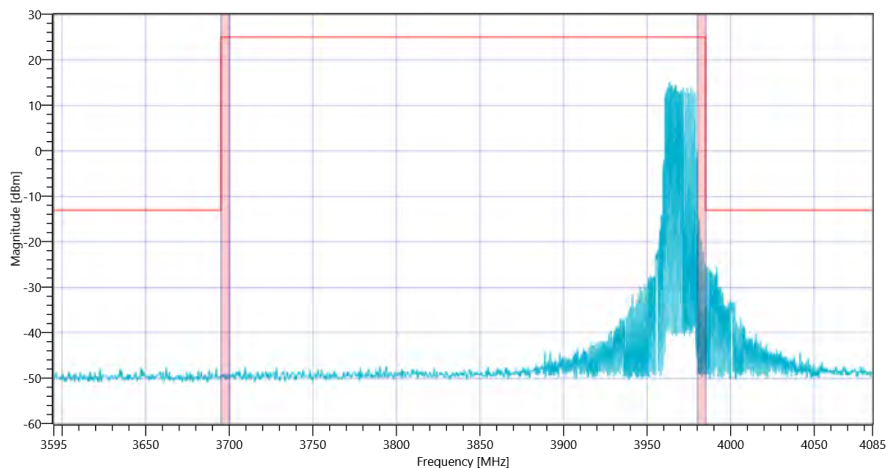
Test Description	Lower Limit	Upper Limit	Measured	Unit	Verdict
Peaks higher limit	---	0	0	no	PASS

RESULT Test freq: high, UL[MHz]/CH 3970/0, CBW [MHz]: 20, RB_100PCT, Mod: 64QAM

Test Description	Lower Limit	Upper Limit	Measured	Unit	Verdict
Peaks higher limit	---	0	0	no	PASS



FCC, ISED # TX Emissions conducted ~ NR Band_77_B Ant-1 SCS-30 3970 MHz



FCC, ISED # TX Emissions conducted ~ NR Band_77_B Ant-1 SCS-30 3970

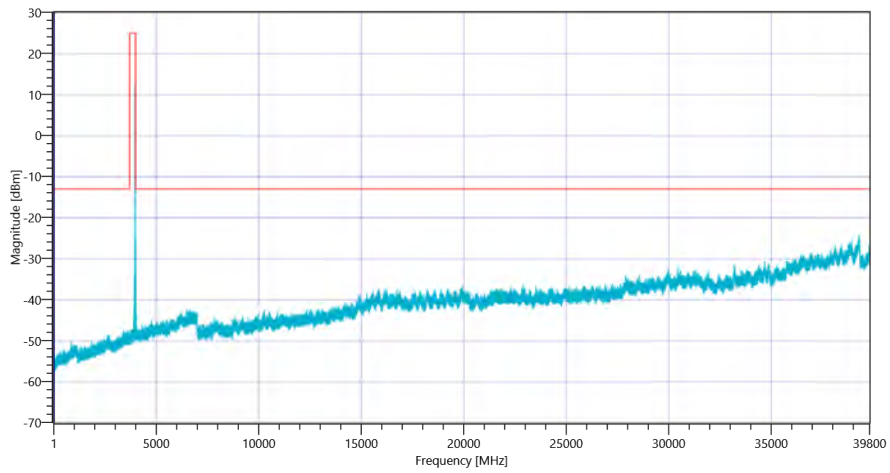
Test freq: high, UL[MHz]/CH 3970/0, CBW [MHz]: 20, RB_100PCT, Mod: 256QAM

READ SA SETTINGS:

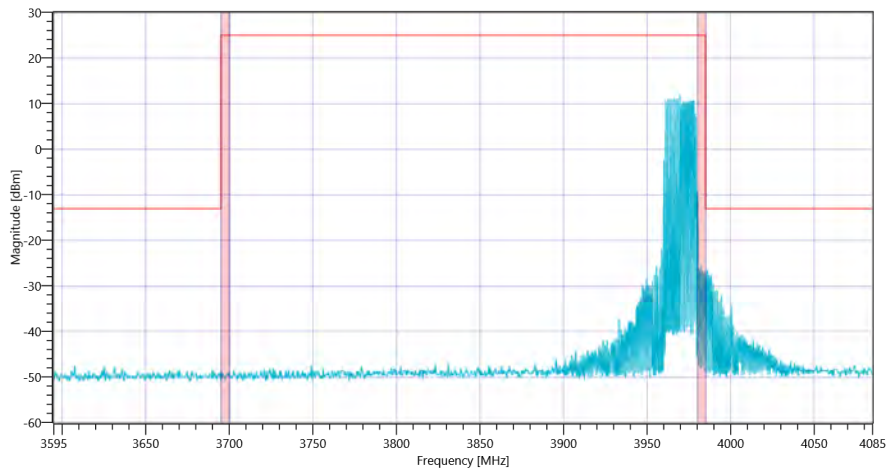
RefLevel [dBm] RefLevelOffset [dB] InpAtt [dB]	0.31 0 20
Start [MHz] Stop [MHz]	1.000 401.000
RBW [MHz] VBW [MHz]	1.000000 3.000000
Detector TraceMode	POS MAXH
Sweep: Time [ms] Count Points per Section Type	1600 1 1001 SWE

RESULT Test freq: high, UL[MHz]/CH 3970/0, CBW [MHz]: 20, RB_100PCT, Mod: 256QAM

Test Description	Lower Limit	Upper Limit	Measured	Unit	Verdict
Peaks higher limit	---	0	0	no	PASS



FCC, ISED # TX Emissions conducted ~ NR Band_77_B Ant-1 SCS-30 3970 MHz



FCC, ISED # TX Emissions conducted ~ NR Band_77_B Ant-1 SCS-30 3970

General verdict

PASS

FCC, ISED # TX Emissions conducted ~ NR Band_77_B Ant-1 SCS-30

Test References	
TC Start	24.06.2022 13:19:54
Ambit Temp [°C] Humidity [rel%]	26.3 50
System Version	3.1.1.3
Test Specification	FCC, ISED -
Test Method	
TC Version	0.0.1
My Description	FCC/ISED MobileRadio TX Emissions conducted - NR Band_77_B
Add. Information	

Test Parameter	
Technology to test	NR
Band	Band_77_B
SCS [kHz]	30
Waveform	CPOFDM
Antenna Port used	1
Temperature	nom
Voltage	nom
Frequency low to test	False
Frequency mid to test	False
Frequency high to test	True
Auto Control enabled Power Supply Climatic Box	No No
Additional Path Loss [dB]	0
Switched Path	None

Test Equipment	
Signal analyzer,Rohde&Schwarz,FSV-40,1307.9002K40/101042,3.70	

Test at BW [MHz]: 10

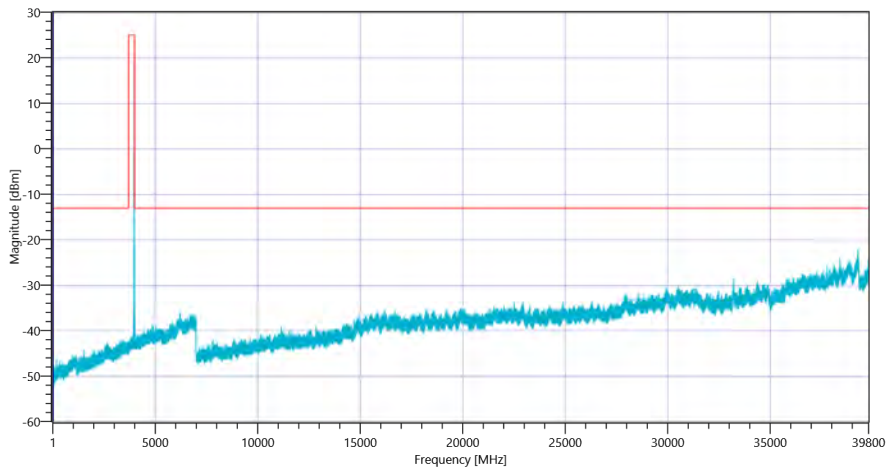
Test freq: high, UL[MHz]/CH 3975/0, CBW [MHz]: 10, RB_100PCT, Mod: QPSK

READ SA SETTINGS:

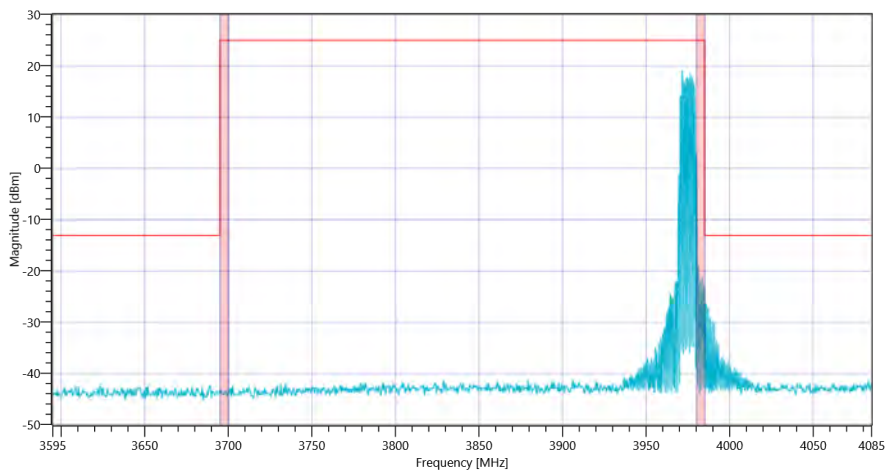
RefLevel [dBm] RefLevelOffset [dB] InpAtt [dB]	8.06 0 25
Start [MHz] Stop [MHz]	1.000 401.000
RBW [MHz] VBW [MHz]	1.000000 3.000000
Detector TraceMode	POS MAXH
Sweep: Time [ms] Count Points per Section Type	1600 1 1001 SWE

RESULT Test freq: high, UL[MHz]/CH 3975/0, CBW [MHz]: 10, RB_100PCT, Mod: QPSK

Test Description	Lower Limit	Upper Limit	Measured	Unit	Verdict
Peaks higher limit	---	0	0	no	PASS



FCC, ISED # TX Emissions conducted ~ NR Band_77_B Ant-1 SCS-30 3975 MHz



FCC, ISED # TX Emissions conducted ~ NR Band_77_B Ant-1 SCS-30 3975

Test freq: high, UL[MHz]/CH 3975/0, CBW [MHz]: 10, RB_100PCT, Mod: 16QAM

READ SA SETTINGS:

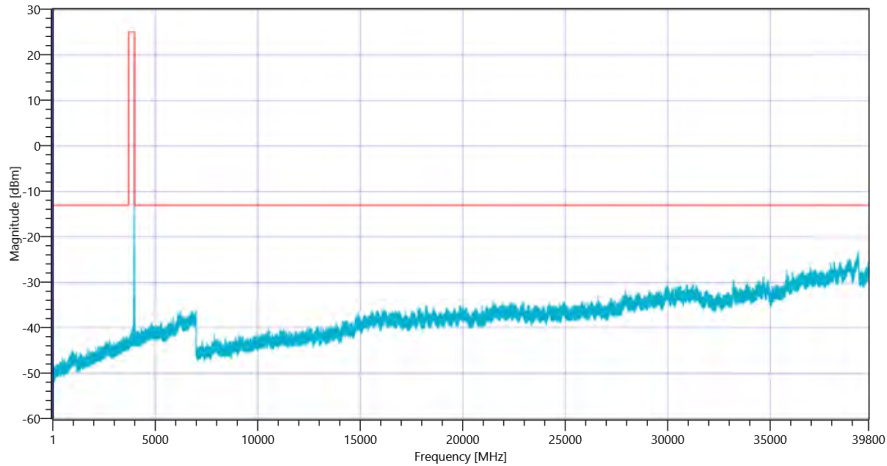
RefLevel [dBm] RefLevelOffset [dB] InpAtt [dB]	6.92 0 25
Start [MHz] Stop [MHz]	1.000 401.000
RBW [MHz] VBW [MHz]	1.000000 3.000000

READ SA SETTINGS:

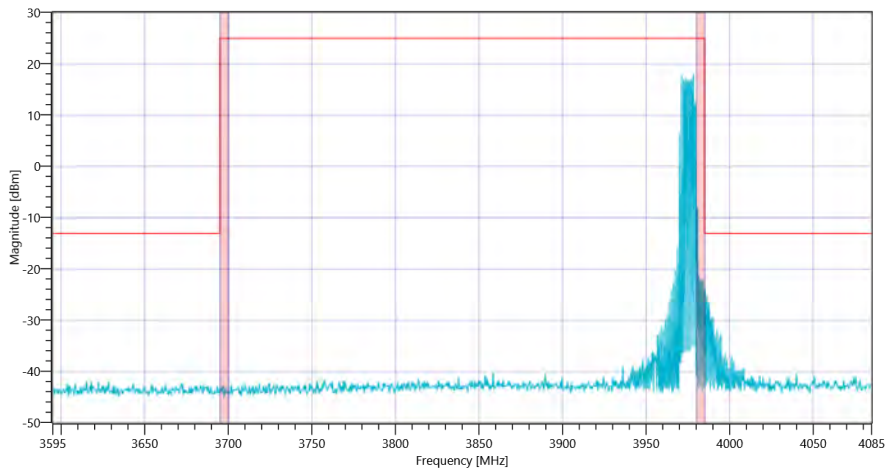
Detector TraceMode	POS MAXH
Sweep: Time [ms] Count Points per Section Type	1600 1 1001 SWE

RESULT Test freq: high, UL[MHz]/CH 3975/0, CBW [MHz]: 10, RB_100PCT, Mod: 16QAM

Test Description	Lower Limit	Upper Limit	Measured	Unit	Verdict
Peaks higher limit	---	0	0	no	PASS



FCC, ISED # TX Emissions conducted ~ NR Band_77_B Ant-1 SCS-30 3975 MHz



FCC, ISED # TX Emissions conducted ~ NR Band_77_B Ant-1 SCS-30 3975

Test freq: high, UL[MHz]/CH 3975/0, CBW [MHz]: 10, RB_100PCT, Mod: 64QAM

READ SA SETTINGS:

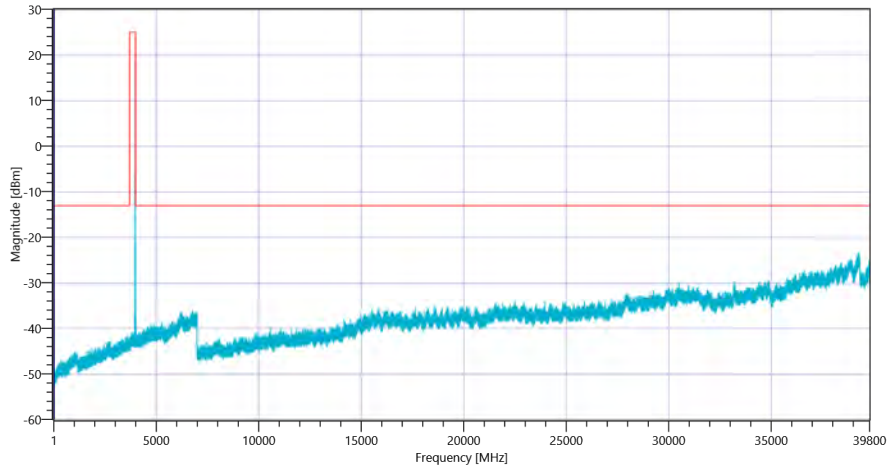
RefLevel [dBm] RefLevelOffset [dB] InpAtt [dB]	7.19 0 25
Start [MHz] Stop [MHz]	1.000 401.000
RBW [MHz] VBW [MHz]	1.000000 3.000000
Detector TraceMode	POS MAXH
Sweep: Time [ms] Count Points per Section Type	1600 1 1001 SWE

RESULT Test freq: high, UL[MHz]/CH 3975/0, CBW [MHz]: 10, RB_100PCT, Mod: 64QAM

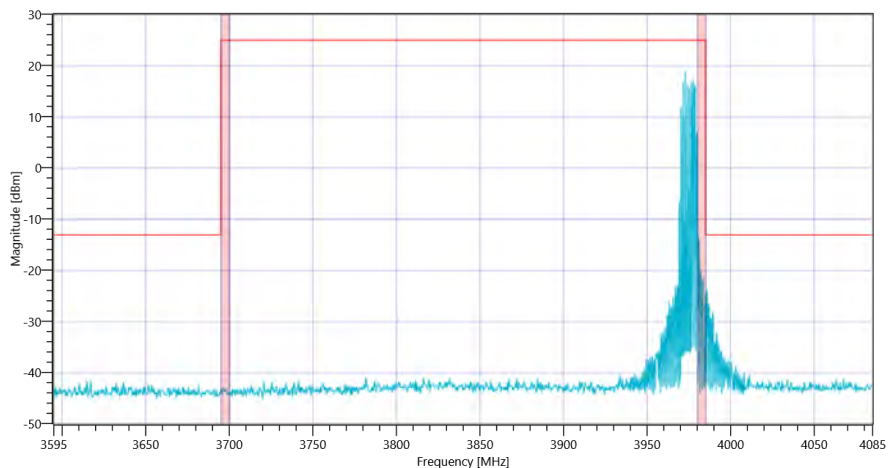
Test Description	Lower Limit	Upper Limit	Measured	Unit	Verdict
Peaks higher limit	---	0	0	no	PASS

RESULT Test freq: high, UL[MHz]/CH 3975/0, CBW [MHz]: 10, RB_100PCT, Mod: 64QAM

Test Description	Lower Limit	Upper Limit	Measured	Unit	Verdict
Peaks higher limit	---	0	0	no	PASS



FCC, ISED # TX Emissions conducted ~ NR Band_77_B Ant-1 SCS-30 3975 MHz



FCC, ISED # TX Emissions conducted ~ NR Band_77_B Ant-1 SCS-30 3975

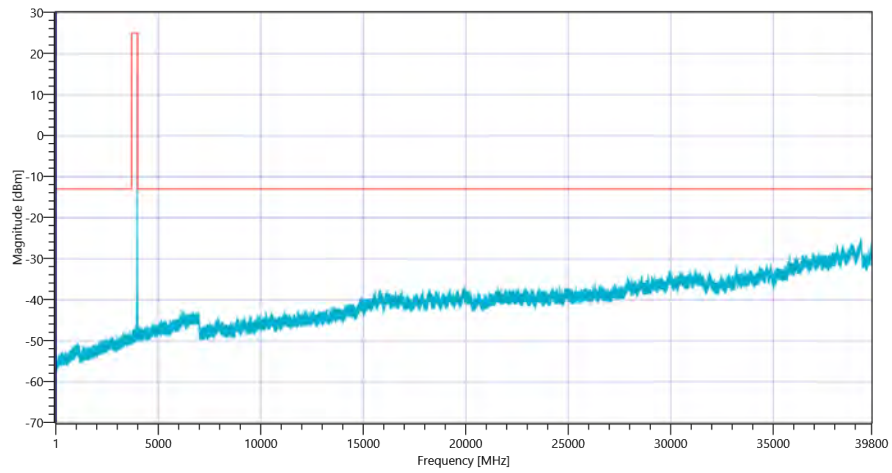
Test freq: high, UL[MHz]/CH 3975/0, CBW [MHz]: 10, RB_100PCT, Mod: 256QAM

READ SA SETTINGS:

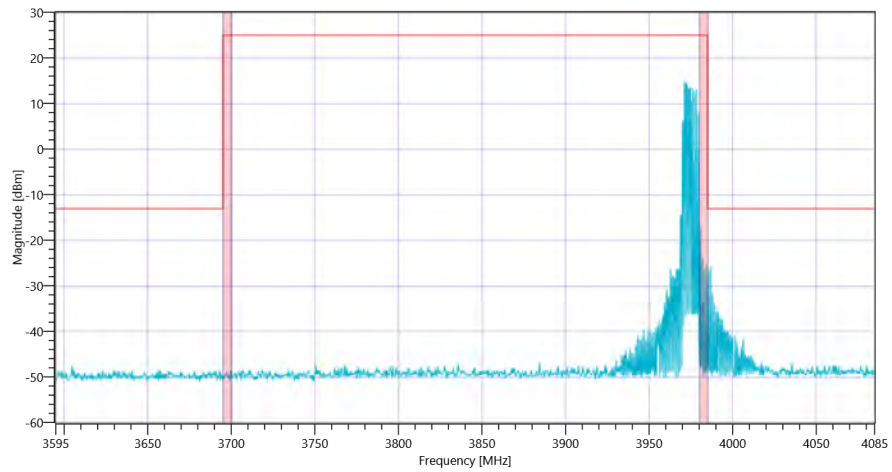
RefLevel [dBm] RefLevelOffset [dB] InpAtt [dB]	3.78 0 20
Start [MHz] Stop [MHz]	1.000 401.000
RBW [MHz] VBW [MHz]	1.000000 3.000000
Detector TraceMode	POS MAXH
Sweep: Time [ms] Count Points per Section Type	1600 1 1001 SWE

RESULT Test freq: high, UL[MHz]/CH 3975/0, CBW [MHz]: 10, RB_100PCT, Mod: 256QAM

Test Description	Lower Limit	Upper Limit	Measured	Unit	Verdict
Peaks higher limit	---	0	0	no	PASS



FCC, ISED # TX Emissions conducted ~ NR Band_77_B Ant-1 SCS-30 3975 MHz



FCC, ISED # TX Emissions conducted ~ NR Band_77_B Ant-1 SCS-30 3975

General verdict

PASS

FCC, ISED # TX Emissions conducted ~ NR Band_77_B Ant-2 SCS-30

Test References	
TC Start	24.06.2022 09:04:09
Ambit Temp [°C] Humidity [rel%]	25.4 56
System Version	3.1.1.3
Test Specification	FCC, ISED -
Test Method	
TC Version	0.0.1
My Description	FCC/ISED MobileRadio TX Emissions conducted - NR Band_77_B
Add. Information	

Test Parameter	
Technology to test	NR
Band	Band_77_B
SCS [kHz]	30
Waveform	CPOFDM
Antenna Port used	2
Temperature	nom
Voltage	nom
Frequency low to test	False
Frequency mid to test	True
Frequency high to test	False
Auto Control enabled Power Supply Climatic Box	No No
Additional Path Loss [dB]	0
Switched Path	None

Test Equipment	
Signal analyzer,Rohde&Schwarz,FSV-40,1307.9002K40/101042,3.70	

Test at BW [MHz]: 10

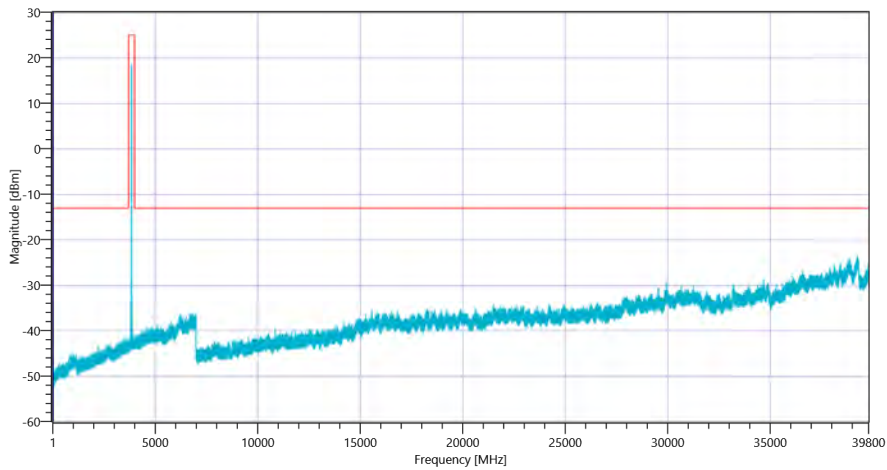
Test freq: mid, UL[MHz]/CH 3840/0, CBW [MHz]: 10, RB_100PCT, Mod: QPSK

READ SA SETTINGS:

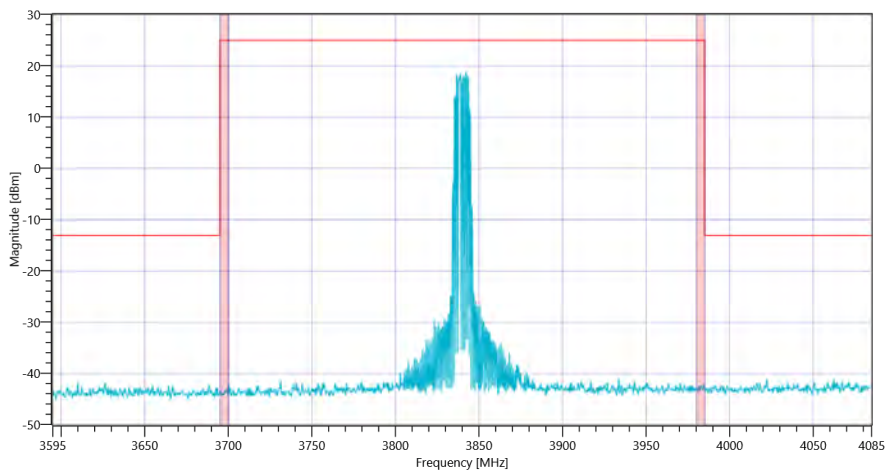
RefLevel [dBm] RefLevelOffset [dB] InpAtt [dB]	6.19 0 25
Start [MHz] Stop [MHz]	1.000 401.000
RBW [MHz] VBW [MHz]	1.000000 3.000000
Detector TraceMode	POS MAXH
Sweep: Time [ms] Count Points per Section Type	1600 1 1001 SWE

RESULT Test freq: mid, UL[MHz]/CH 3840/0, CBW [MHz]: 10, RB_100PCT, Mod: QPSK

Test Description	Lower Limit	Upper Limit	Measured	Unit	Verdict
Peaks higher limit	---	0	0	no	PASS



FCC, ISED # TX Emissions conducted ~ NR Band_77_B Ant-2 SCS-30 3840 MHz



FCC, ISED # TX Emissions conducted ~ NR Band_77_B Ant-2 SCS-30 3840

Test freq: mid, UL[MHz]/CH 3840/0, CBW [MHz]: 10, RB_100PCT, Mod: 16QAM

READ SA SETTINGS:

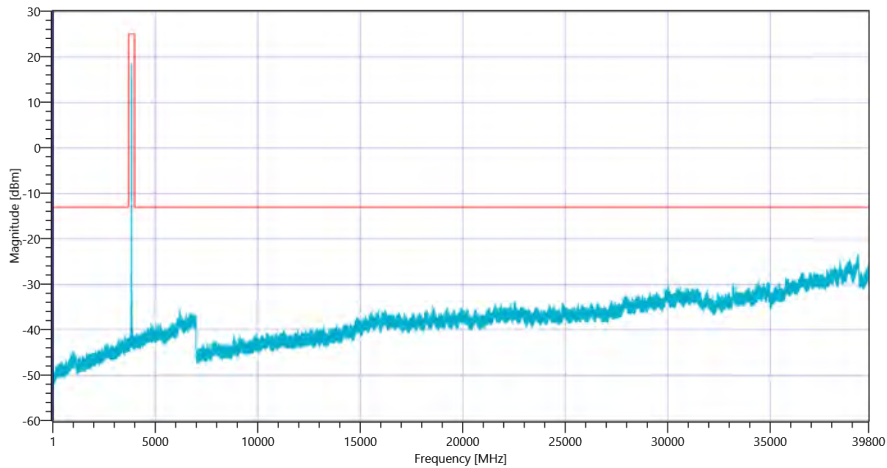
RefLevel [dBm] RefLevelOffset [dB] InpAtt [dB]	7.00 0 25
Start [MHz] Stop [MHz]	1.000 401.000
RBW [MHz] VBW [MHz]	1.000000 3.000000

READ SA SETTINGS:

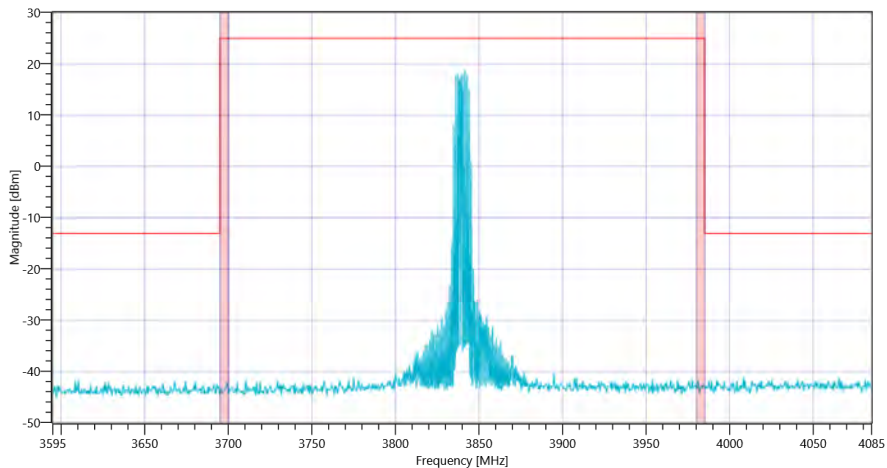
Detector | TraceMode POS | MAXH
Sweep: Time [ms] | Count | Points per Section | Type 1600 | 1 | 1001 | SWE

RESULT Test freq: mid, UL[MHz]/CH 3840/0, CBW [MHz]: 10, RB_100PCT, Mod: 16QAM

Test Description	Lower Limit	Upper Limit	Measured	Unit	Verdict
Peaks higher limit	---	0	0	no	PASS



FCC, ISED # TX Emissions conducted ~ NR Band_77_B Ant-2 SCS-30 3840 MHz



FCC, ISED # TX Emissions conducted ~ NR Band_77_B Ant-2 SCS-30 3840

Test freq: mid, UL[MHz]/CH 3840/0, CBW [MHz]: 10, RB_100PCT, Mod: 64QAM

READ SA SETTINGS:

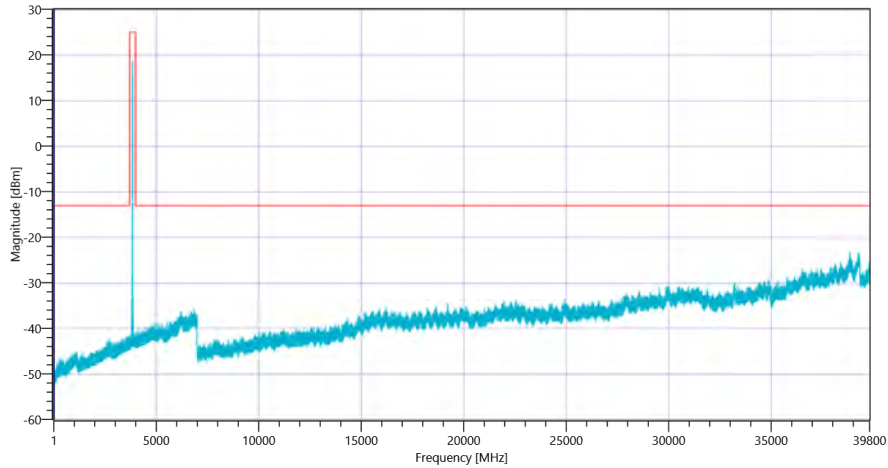
RefLevel [dBm] | RefLevelOffset [dB] | InpAtt [dB] 7.11 | 0 | 25
Start [MHz] | Stop [MHz] 1.000 | 401.000
RBW [MHz] | VBW [MHz] 1.000000 | 3.000000
Detector | TraceMode POS | MAXH
Sweep: Time [ms] | Count | Points per Section | Type 1600 | 1 | 1001 | SWE

RESULT Test freq: mid, UL[MHz]/CH 3840/0, CBW [MHz]: 10, RB_100PCT, Mod: 64QAM

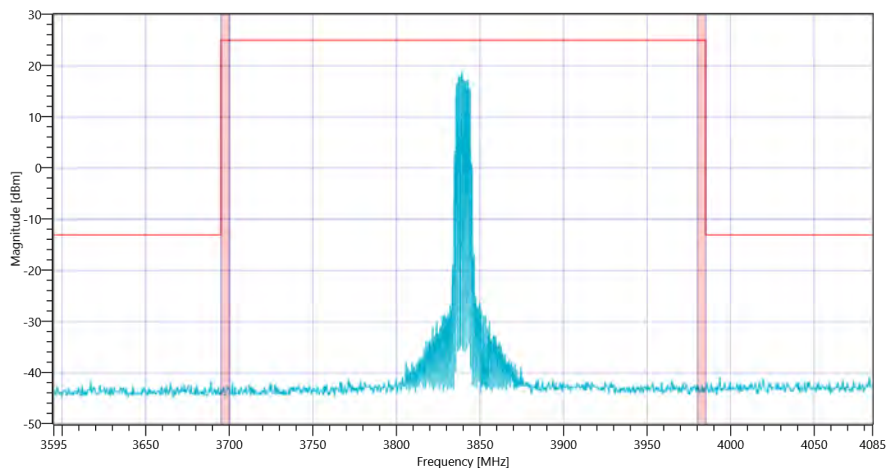
Test Description	Lower Limit	Upper Limit	Measured	Unit	Verdict
------------------	-------------	-------------	----------	------	---------

RESULT Test freq: mid, UL[MHz]/CH 3840/0, CBW [MHz]: 10, RB_100PCT, Mod: 64QAM

Test Description	Lower Limit	Upper Limit	Measured	Unit	Verdict
Peaks higher limit	---	0	0	no	PASS



FCC, ISED # TX Emissions conducted ~ NR Band_77_B Ant-2 SCS-30 3840 MHz



FCC, ISED # TX Emissions conducted ~ NR Band_77_B Ant-2 SCS-30 3840

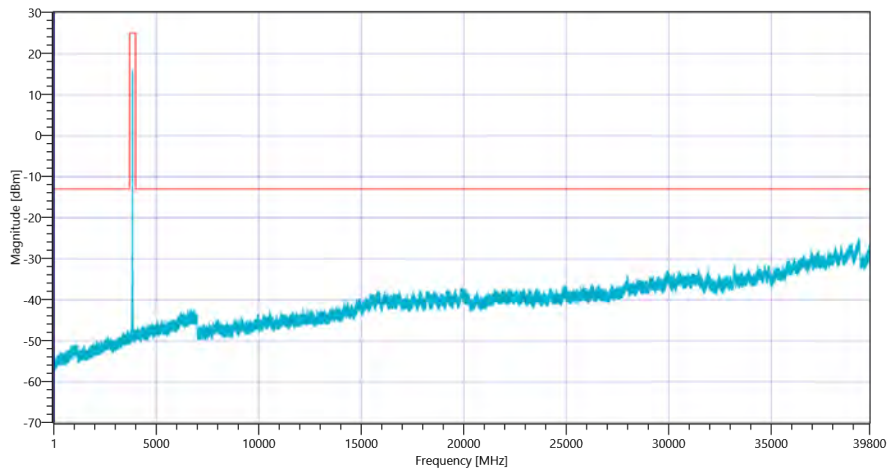
Test freq: mid, UL[MHz]/CH 3840/0, CBW [MHz]: 10, RB_100PCT, Mod: 256QAM

READ SA SETTINGS:

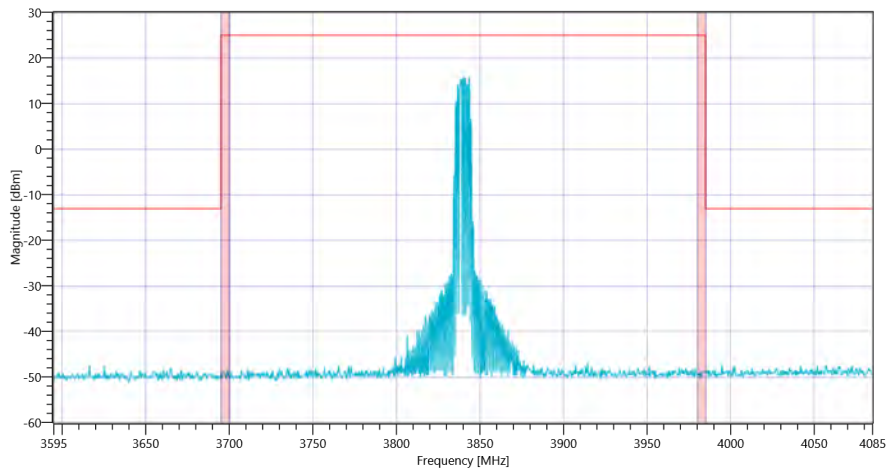
RefLevel [dBm] RefLevelOffset [dB] InpAtt [dB]	4.88 0 20
Start [MHz] Stop [MHz]	1.000 401.000
RBW [MHz] VBW [MHz]	1.000000 3.000000
Detector TraceMode	POS MAXH
Sweep: Time [ms] Count Points per Section Type	1600 1 1001 SWE

RESULT Test freq: mid, UL[MHz]/CH 3840/0, CBW [MHz]: 10, RB_100PCT, Mod: 256QAM

Test Description	Lower Limit	Upper Limit	Measured	Unit	Verdict
Peaks higher limit	---	0	0	no	PASS



FCC, ISED # TX Emissions conducted ~ NR Band_77_B Ant-2 SCS-30 3840 MHz



FCC, ISED # TX Emissions conducted ~ NR Band_77_B Ant-2 SCS-30 3840

Test at BW [MHz]: 20

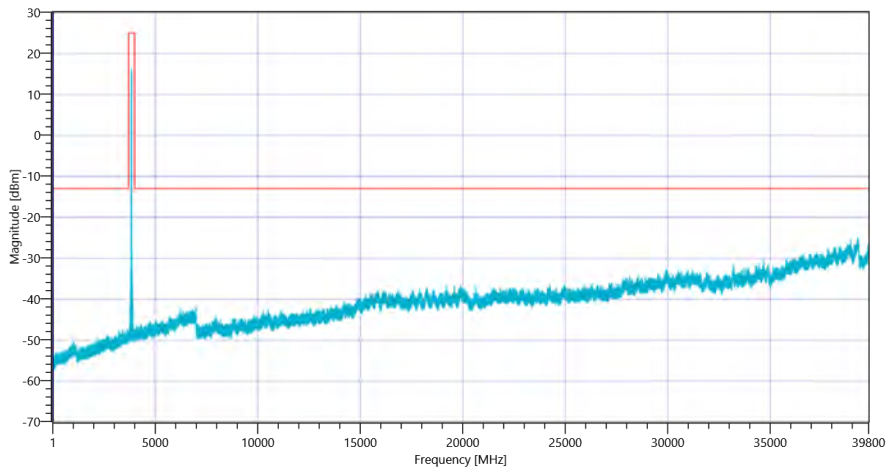
Test freq: mid, UL[MHz]/CH 3840/0, CBW [MHz]: 20, RB_100PCT, Mod: QPSK

READ SA SETTINGS:

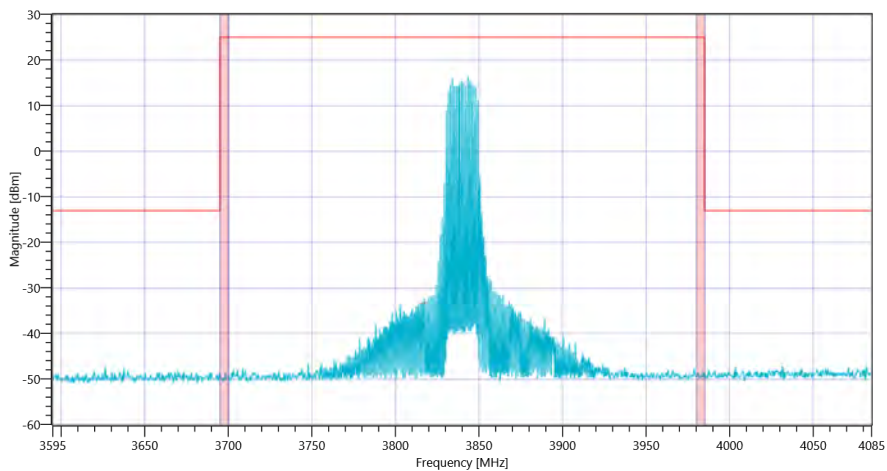
RefLevel [dBm] RefLevelOffset [dB] InpAtt [dB]	4.49 0 20
Start [MHz] Stop [MHz]	1.000 401.000
RBW [MHz] VBW [MHz]	1.000000 3.000000
Detector TraceMode	POS MAXH
Sweep: Time [ms] Count Points per Section Type	1600 1 1001 SWE

RESULT Test freq: mid, UL[MHz]/CH 3840/0, CBW [MHz]: 20, RB_100PCT, Mod: QPSK

Test Description	Lower Limit	Upper Limit	Measured	Unit	Verdict
Peaks higher limit	---	0	0	no	PASS



FCC, ISED # TX Emissions conducted ~ NR Band_77_B Ant-2 SCS-30 3840 MHz



FCC, ISED # TX Emissions conducted ~ NR Band_77_B Ant-2 SCS-30 3840

Test freq: mid, UL[MHz]/CH 3840/0, CBW [MHz]: 20, RB_100PCT, Mod: 16QAM

READ SA SETTINGS:

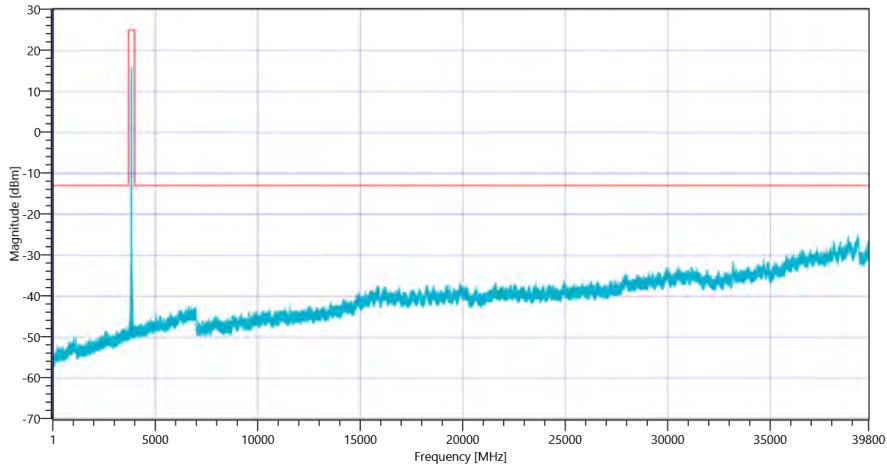
RefLevel [dBm] RefLevelOffset [dB] InpAtt [dB]	4.28 0 20
Start [MHz] Stop [MHz]	1.000 401.000
RBW [MHz] VBW [MHz]	1.000000 3.000000

READ SA SETTINGS:

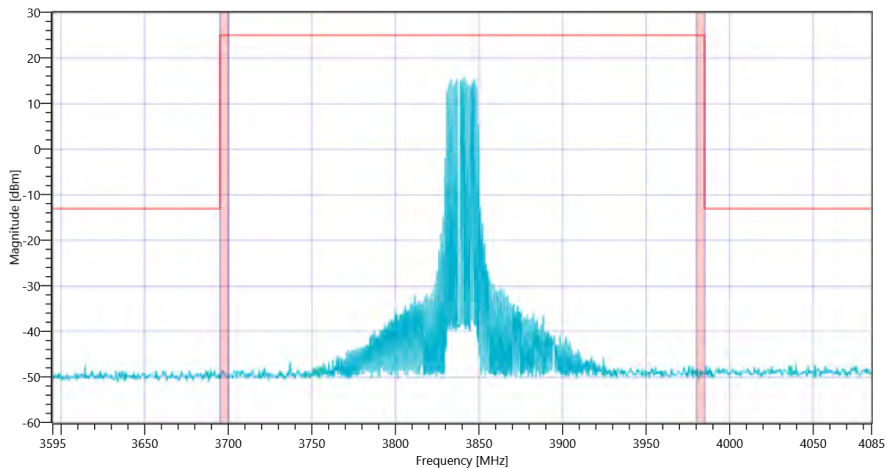
Detector TraceMode	POS MAXH
Sweep: Time [ms] Count Points per Section Type	1600 1 1001 SWE

RESULT Test freq: mid, UL[MHz]/CH 3840/0, CBW [MHz]: 20, RB_100PCT, Mod: 16QAM

Test Description	Lower Limit	Upper Limit	Measured	Unit	Verdict
Peaks higher limit	---	0	0	no	PASS



FCC, ISED # TX Emissions conducted ~ NR Band_77_B Ant-2 SCS-30 3840 MHz



FCC, ISED # TX Emissions conducted ~ NR Band_77_B Ant-2 SCS-30 3840

Test freq: mid, UL[MHz]/CH 3840/0, CBW [MHz]: 20, RB_100PCT, Mod: 64QAM

READ SA SETTINGS:

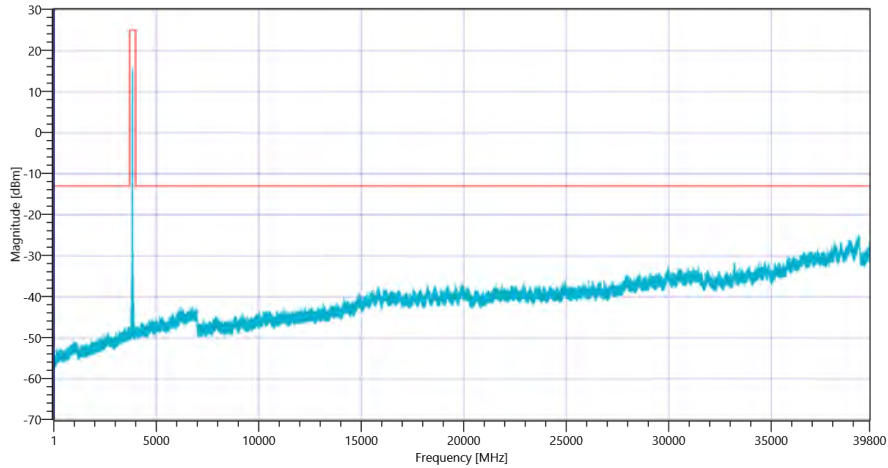
RefLevel [dBm] RefLevelOffset [dB] InpAtt [dB]	4.17 0 20
Start [MHz] Stop [MHz]	1.000 401.000
RBW [MHz] VBW [MHz]	1.000000 3.000000
Detector TraceMode	POS MAXH
Sweep: Time [ms] Count Points per Section Type	1600 1 1001 SWE

RESULT Test freq: mid, UL[MHz]/CH 3840/0, CBW [MHz]: 20, RB_100PCT, Mod: 64QAM

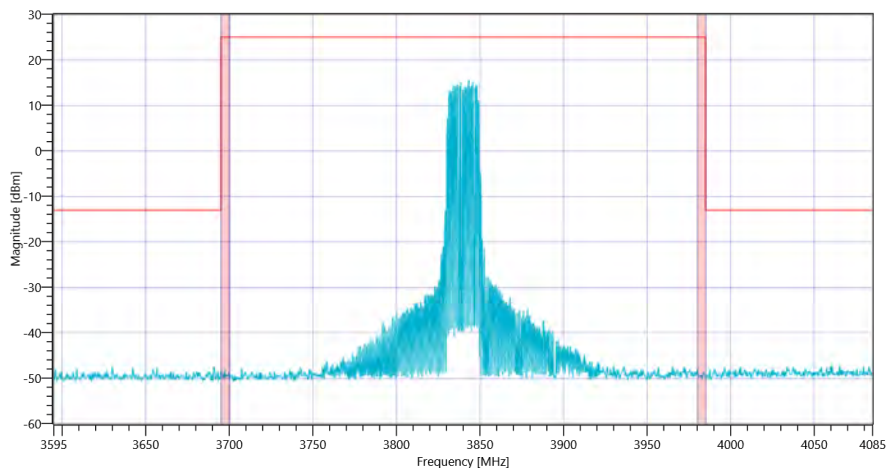
Test Description	Lower Limit	Upper Limit	Measured	Unit	Verdict
Peaks higher limit	---	0	0	no	PASS

RESULT Test freq: mid, UL[MHz]/CH 3840/0, CBW [MHz]: 20, RB_100PCT, Mod: 64QAM

Test Description	Lower Limit	Upper Limit	Measured	Unit	Verdict
Peaks higher limit	---	0	0	no	PASS



FCC, ISED # TX Emissions conducted ~ NR Band_77_B Ant-2 SCS-30 3840 MHz



FCC, ISED # TX Emissions conducted ~ NR Band_77_B Ant-2 SCS-30 3840

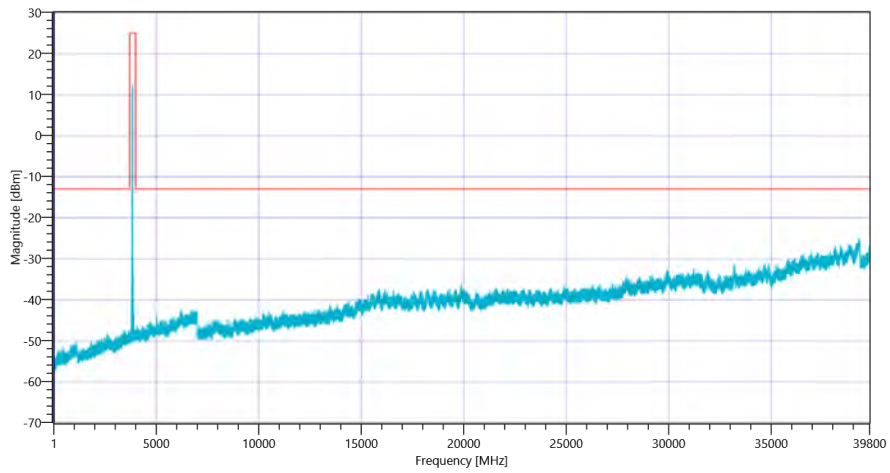
Test freq: mid, UL[MHz]/CH 3840/0, CBW [MHz]: 20, RB_100PCT, Mod: 256QAM

READ SA SETTINGS:

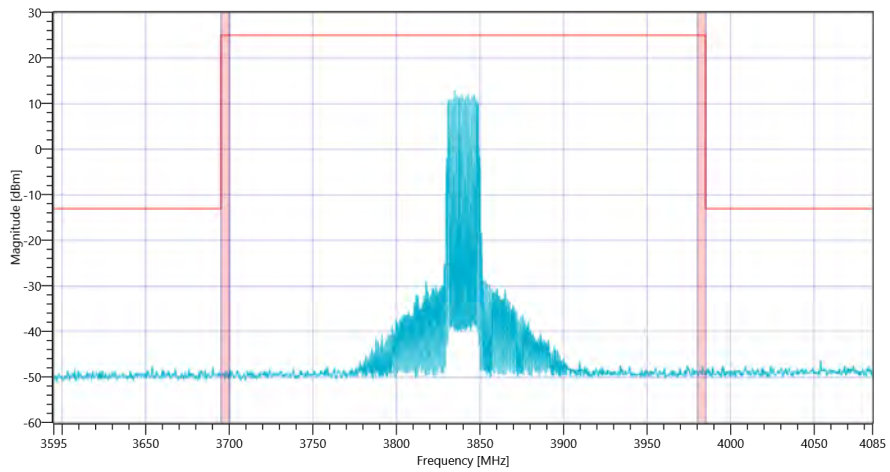
RefLevel [dBm] RefLevelOffset [dB] InpAtt [dB]	0.94 0 20
Start [MHz] Stop [MHz]	1.000 401.000
RBW [MHz] VBW [MHz]	1.000000 3.000000
Detector TraceMode	POS MAXH
Sweep: Time [ms] Count Points per Section Type	1600 1 1001 SWE

RESULT Test freq: mid, UL[MHz]/CH 3840/0, CBW [MHz]: 20, RB_100PCT, Mod: 256QAM

Test Description	Lower Limit	Upper Limit	Measured	Unit	Verdict
Peaks higher limit	---	0	0	no	PASS



FCC, ISED # TX Emissions conducted ~ NR Band_77_B Ant-2 SCS-30 3840 MHz



FCC, ISED # TX Emissions conducted ~ NR Band_77_B Ant-2 SCS-30 3840

Test at BW [MHz]: 30

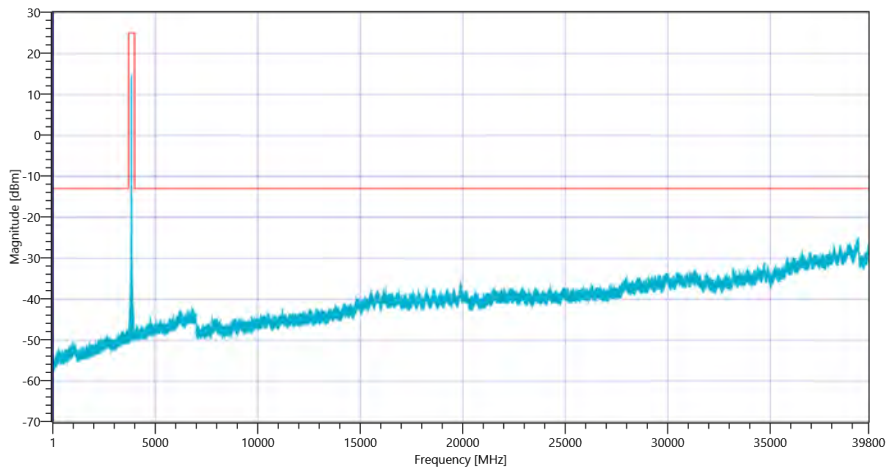
Test freq: mid, UL[MHz]/CH 3840/0, CBW [MHz]: 30, RB_100PCT, Mod: QPSK

READ SA SETTINGS:

RefLevel [dBm] RefLevelOffset [dB] InpAtt [dB]	3.68 0 20
Start [MHz] Stop [MHz]	1.000 401.000
RBW [MHz] VBW [MHz]	1.000000 3.000000
Detector TraceMode	POS MAXH
Sweep: Time [ms] Count Points per Section Type	1600 1 1001 SWE

RESULT Test freq: mid, UL[MHz]/CH 3840/0, CBW [MHz]: 30, RB_100PCT, Mod: QPSK

Test Description	Lower Limit	Upper Limit	Measured	Unit	Verdict
Peaks higher limit	---	0	0	no	PASS



FCC, ISED # TX Emissions conducted ~ NR Band_77_B Ant-2 SCS-30 3840 MHz

FCC, ISED # TX Emissions conducted ~ NR Band_77_B Ant-2 SCS-30 3840

Test freq: mid, UL[MHz]/CH 3840/0, CBW [MHz]: 30, RB_100PCT, Mod: 16QAM

READ SA SETTINGS:

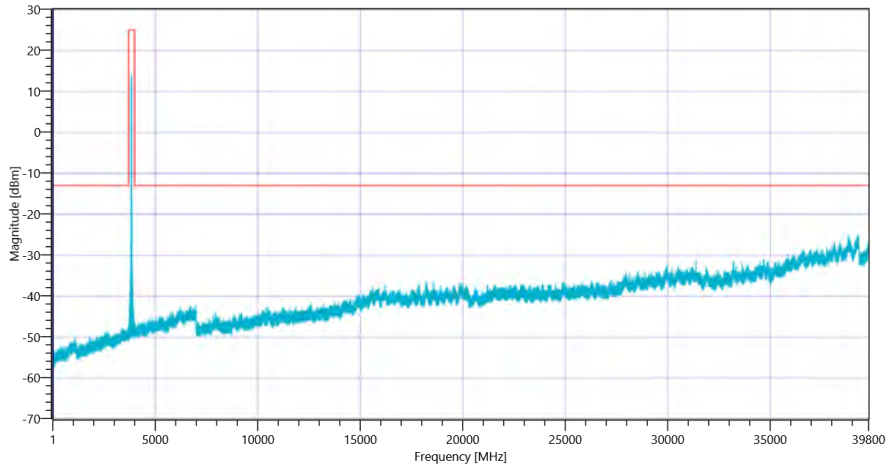
RefLevel [dBm] RefLevelOffset [dB] InpAtt [dB]	3.05 0 20
Start [MHz] Stop [MHz]	1.000 401.000
RBW [MHz] VBW [MHz]	1.000000 3.000000

READ SA SETTINGS:

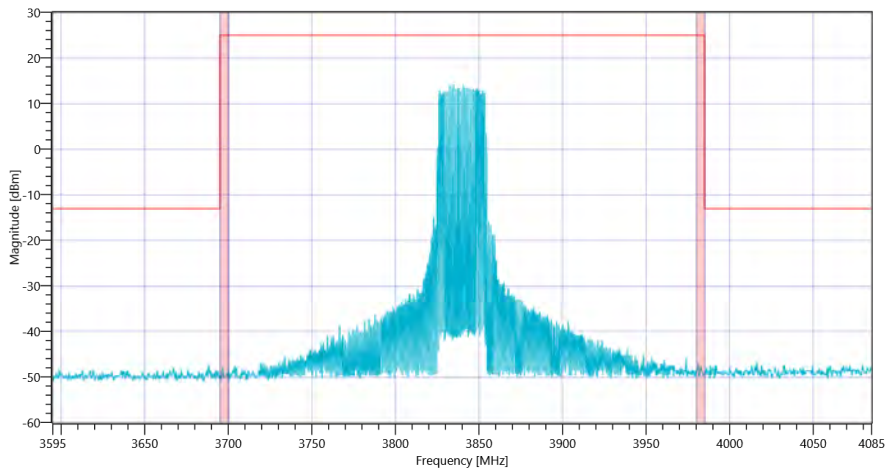
Detector TraceMode	POS MAXH
Sweep: Time [ms] Count Points per Section Type	1600 1 1001 SWE

RESULT Test freq: mid, UL[MHz]/CH 3840/0, CBW [MHz]: 30, RB_100PCT, Mod: 16QAM

Test Description	Lower Limit	Upper Limit	Measured	Unit	Verdict
Peaks higher limit	---	0	0	no	PASS



FCC, ISED # TX Emissions conducted ~ NR Band_77_B Ant-2 SCS-30 3840 MHz



FCC, ISED # TX Emissions conducted ~ NR Band_77_B Ant-2 SCS-30 3840

Test freq: mid, UL[MHz]/CH 3840/0, CBW [MHz]: 30, RB_100PCT, Mod: 64QAM

READ SA SETTINGS:

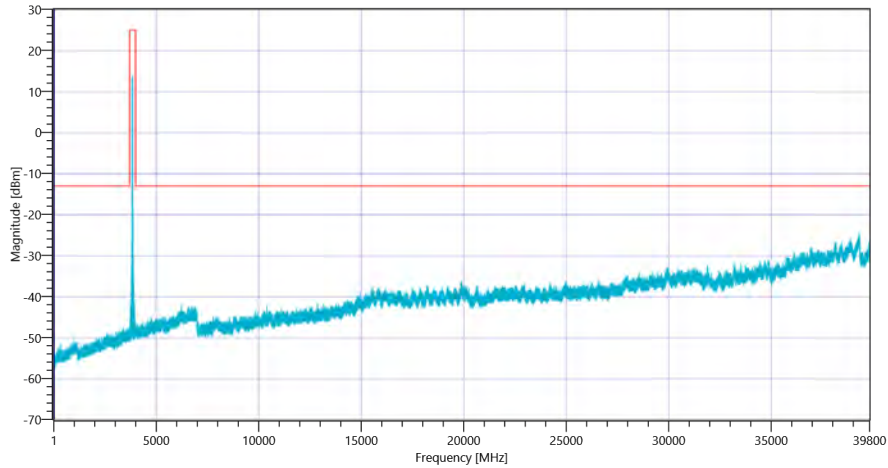
RefLevel [dBm] RefLevelOffset [dB] InpAtt [dB]	2.23 0 20
Start [MHz] Stop [MHz]	1.000 401.000
RBW [MHz] VBW [MHz]	1.000000 3.000000
Detector TraceMode	POS MAXH
Sweep: Time [ms] Count Points per Section Type	1600 1 1001 SWE

RESULT Test freq: mid, UL[MHz]/CH 3840/0, CBW [MHz]: 30, RB_100PCT, Mod: 64QAM

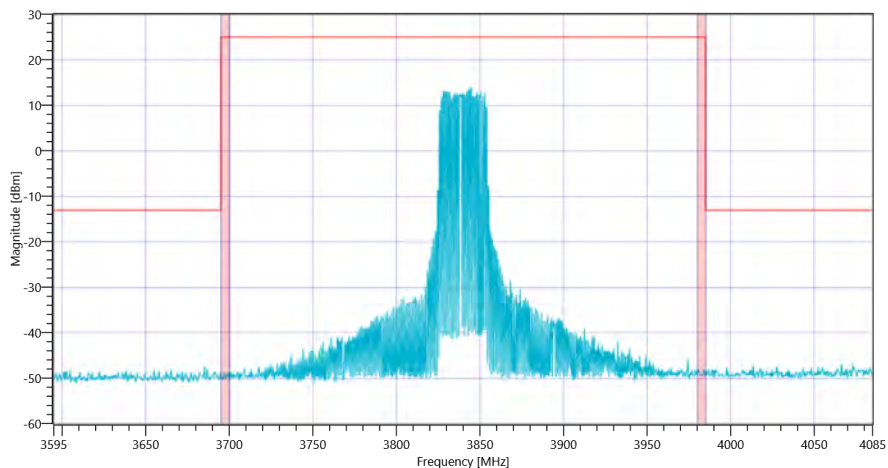
Test Description	Lower Limit	Upper Limit	Measured	Unit	Verdict
Peaks higher limit	---	0	0	no	PASS

RESULT Test freq: mid, UL[MHz]/CH 3840/0, CBW [MHz]: 30, RB_100PCT, Mod: 64QAM

Test Description	Lower Limit	Upper Limit	Measured	Unit	Verdict
Peaks higher limit	---	0	0	no	PASS



FCC, ISED # TX Emissions conducted ~ NR Band_77_B Ant-2 SCS-30 3840 MHz



FCC, ISED # TX Emissions conducted ~ NR Band_77_B Ant-2 SCS-30 3840

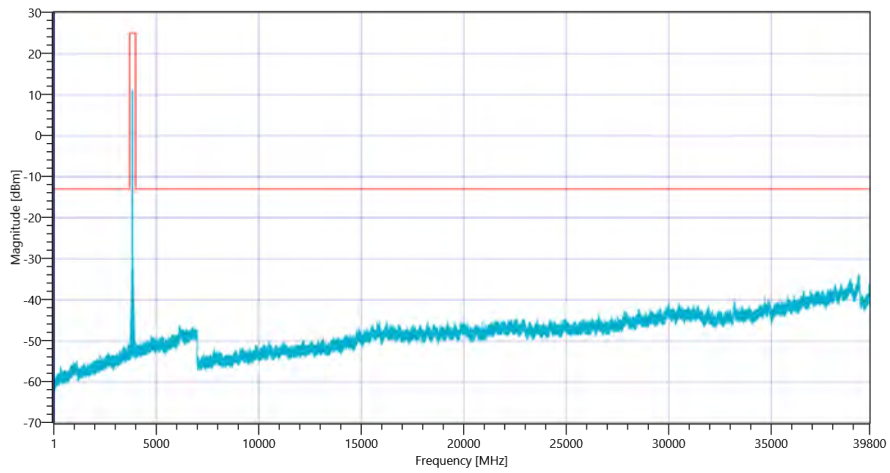
Test freq: mid, UL[MHz]/CH 3840/0, CBW [MHz]: 30, RB_100PCT, Mod: 256QAM

READ SA SETTINGS:

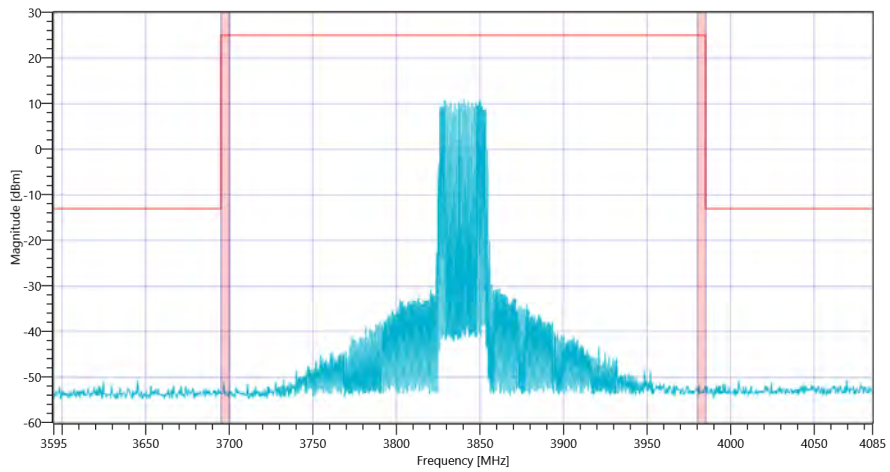
RefLevel [dBm] RefLevelOffset [dB] InpAtt [dB]	-0.40 0 15
Start [MHz] Stop [MHz]	1.000 401.000
RBW [MHz] VBW [MHz]	1.000000 3.000000
Detector TraceMode	POS MAXH
Sweep: Time [ms] Count Points per Section Type	1600 1 1001 SWE

RESULT Test freq: mid, UL[MHz]/CH 3840/0, CBW [MHz]: 30, RB_100PCT, Mod: 256QAM

Test Description	Lower Limit	Upper Limit	Measured	Unit	Verdict
Peaks higher limit	---	0	0	no	PASS



FCC, ISED # TX Emissions conducted ~ NR Band_77_B Ant-2 SCS-30 3840 MHz



FCC, ISED # TX Emissions conducted ~ NR Band_77_B Ant-2 SCS-30 3840

Test at BW [MHz]: 40

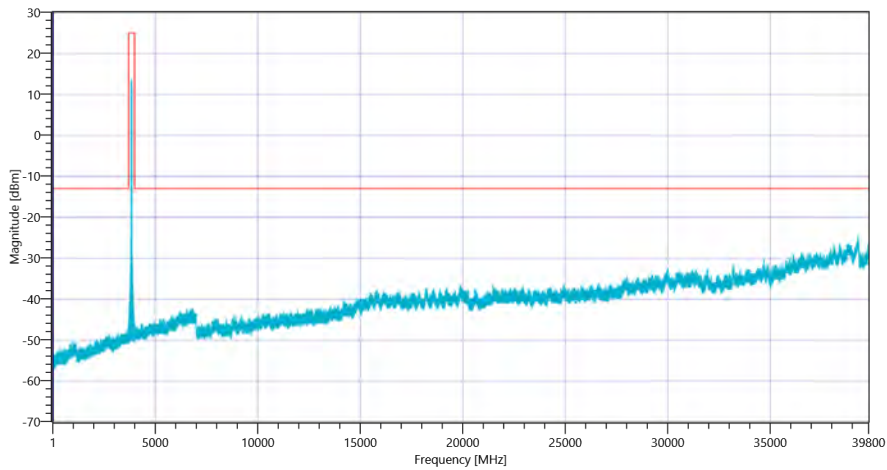
Test freq: mid, UL[MHz]/CH 3840/0, CBW [MHz]: 40, RB_100PCT, Mod: QPSK

READ SA SETTINGS:

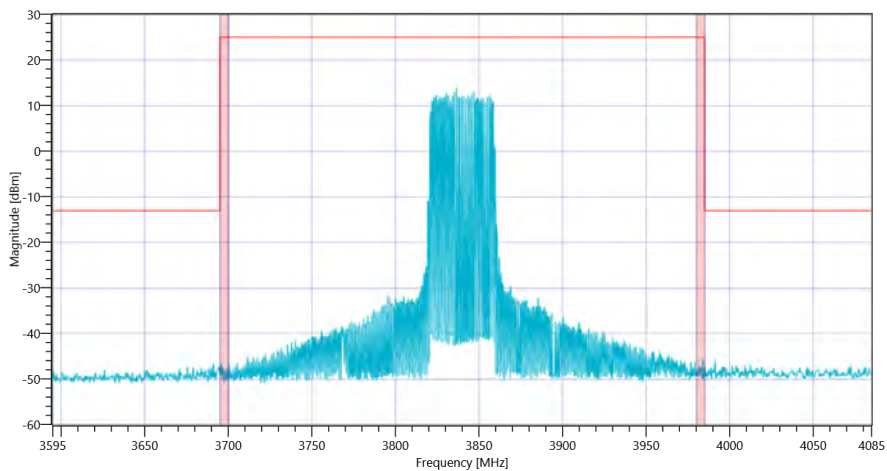
RefLevel [dBm] RefLevelOffset [dB] InpAtt [dB]	2.23 0 20
Start [MHz] Stop [MHz]	1.000 401.000
RBW [MHz] VBW [MHz]	1.000000 3.000000
Detector TraceMode	POS MAXH
Sweep: Time [ms] Count Points per Section Type	1600 1 1001 SWE

RESULT Test freq: mid, UL[MHz]/CH 3840/0, CBW [MHz]: 40, RB_100PCT, Mod: QPSK

Test Description	Lower Limit	Upper Limit	Measured	Unit	Verdict
Peaks higher limit	---	0	0	no	PASS



FCC, ISED # TX Emissions conducted ~ NR Band_77_B Ant-2 SCS-30 3840 MHz



FCC, ISED # TX Emissions conducted ~ NR Band_77_B Ant-2 SCS-30 3840

Test freq: mid, UL[MHz]/CH 3840/0, CBW [MHz]: 40, RB_100PCT, Mod: 16QAM

READ SA SETTINGS:

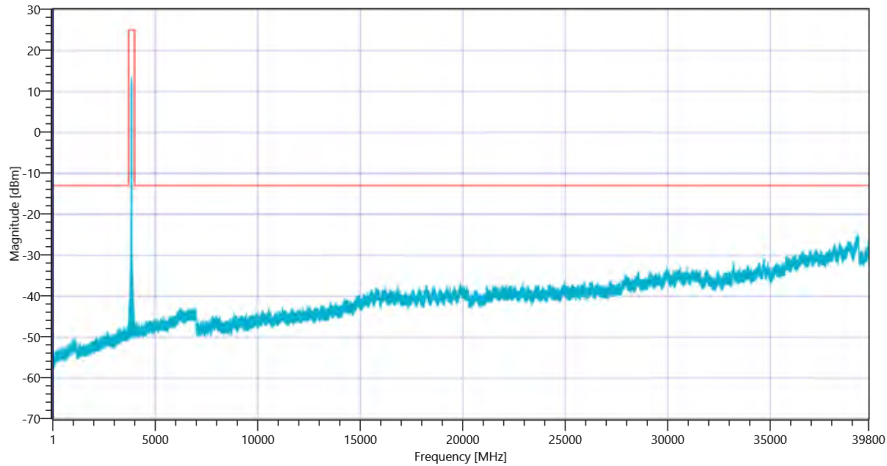
RefLevel [dBm] RefLevelOffset [dB] InpAtt [dB]	2.01 0 20
Start [MHz] Stop [MHz]	1.000 401.000
RBW [MHz] VBW [MHz]	1.000000 3.000000

READ SA SETTINGS:

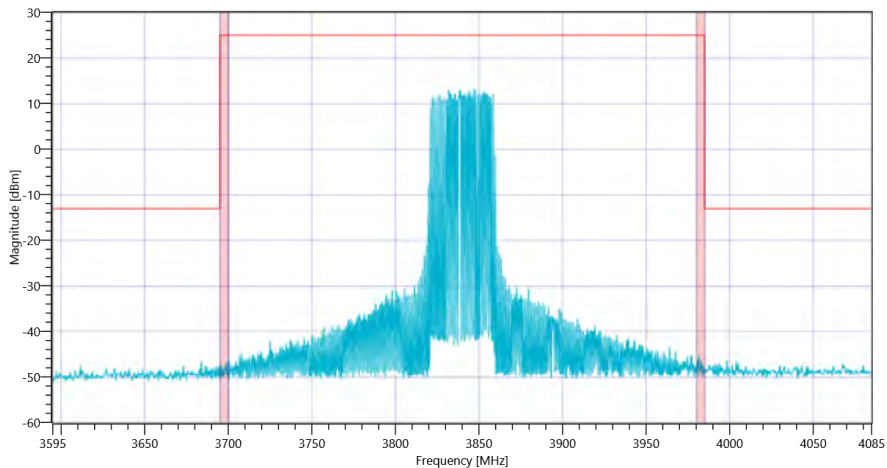
Detector | TraceMode POS | MAXH
Sweep: Time [ms] | Count | Points per Section | Type 1600 | 1 | 1001 | SWE

RESULT Test freq: mid, UL[MHz]/CH 3840/0, CBW [MHz]: 40, RB_100PCT, Mod: 16QAM

Test Description	Lower Limit	Upper Limit	Measured	Unit	Verdict
Peaks higher limit	---	0	0	no	PASS



FCC, ISED # TX Emissions conducted ~ NR Band_77_B Ant-2 SCS-30 3840 MHz



FCC, ISED # TX Emissions conducted ~ NR Band_77_B Ant-2 SCS-30 3840

Test freq: mid, UL[MHz]/CH 3840/0, CBW [MHz]: 40, RB_100PCT, Mod: 64QAM

READ SA SETTINGS:

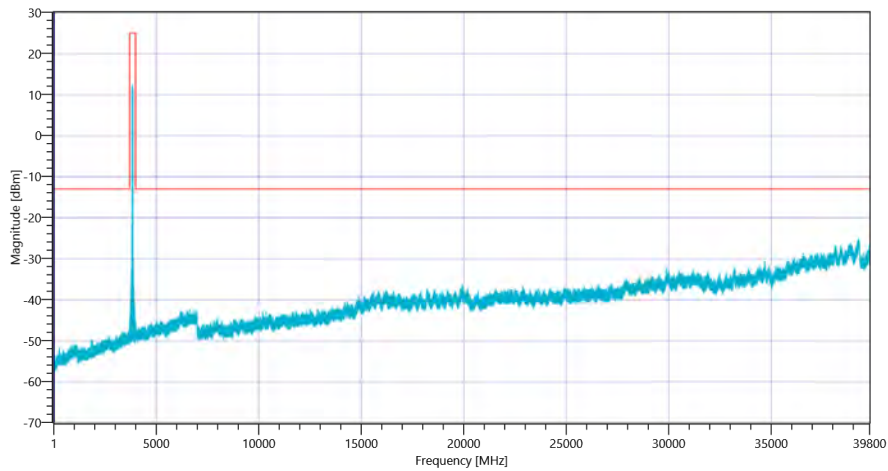
RefLevel [dBm] | RefLevelOffset [dB] | InpAtt [dB] 2.11 | 0 | 20
Start [MHz] | Stop [MHz] 1.000 | 401.000
RBW [MHz] | VBW [MHz] 1.000000 | 3.000000
Detector | TraceMode POS | MAXH
Sweep: Time [ms] | Count | Points per Section | Type 1600 | 1 | 1001 | SWE

RESULT Test freq: mid, UL[MHz]/CH 3840/0, CBW [MHz]: 40, RB_100PCT, Mod: 64QAM

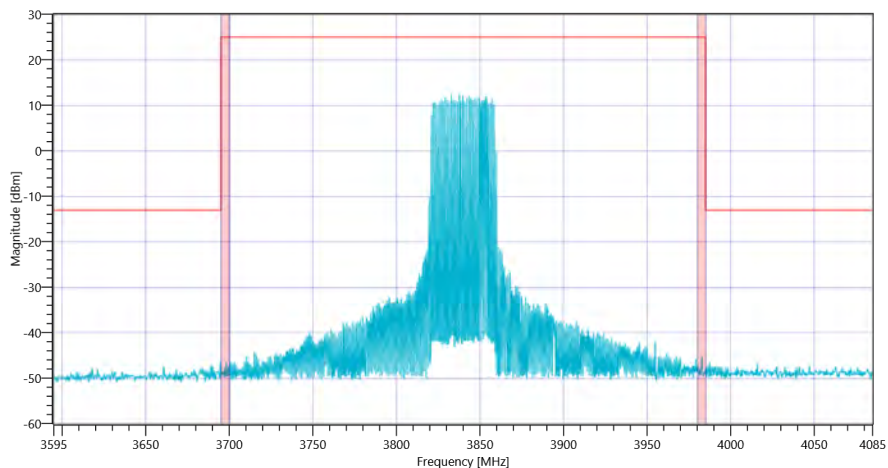
Test Description	Lower Limit	Upper Limit	Measured	Unit	Verdict
------------------	-------------	-------------	----------	------	---------

RESULT Test freq: mid, UL[MHz]/CH 3840/0, CBW [MHz]: 40, RB_100PCT, Mod: 64QAM

Test Description	Lower Limit	Upper Limit	Measured	Unit	Verdict
Peaks higher limit	---	0	0	no	PASS



FCC, ISED # TX Emissions conducted ~ NR Band_77_B Ant-2 SCS-30 3840 MHz



FCC, ISED # TX Emissions conducted ~ NR Band_77_B Ant-2 SCS-30 3840

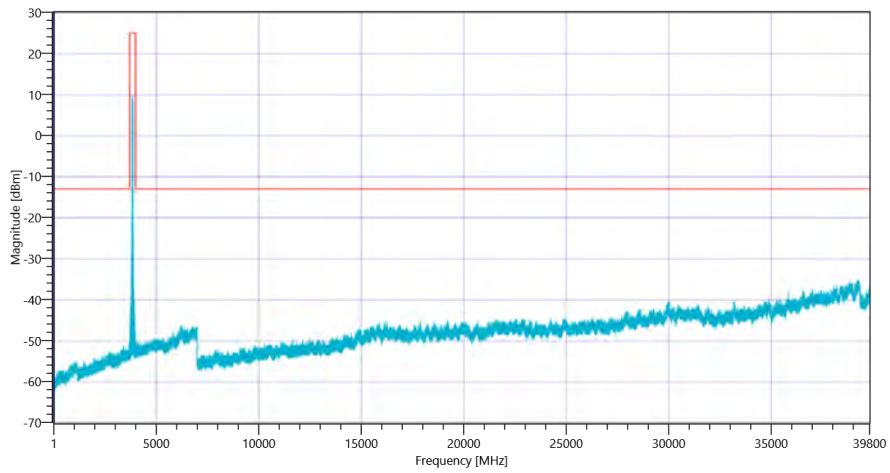
Test freq: mid, UL[MHz]/CH 3840/0, CBW [MHz]: 40, RB_100PCT, Mod: 256QAM

READ SA SETTINGS:

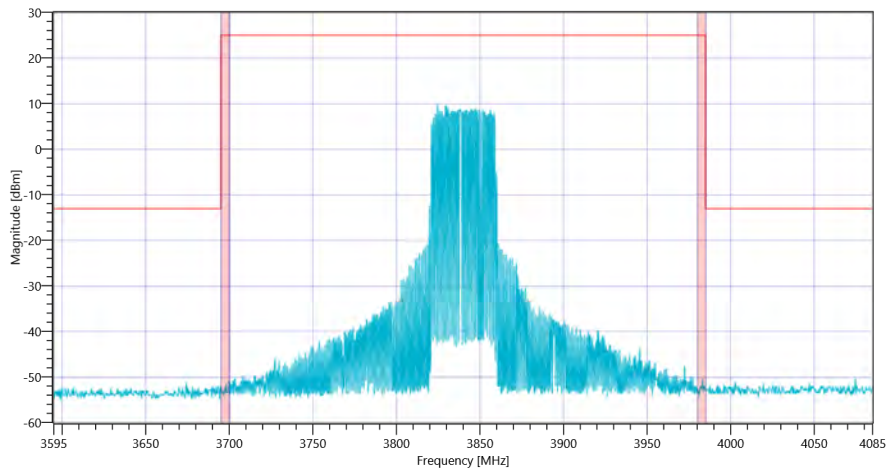
RefLevel [dBm] RefLevelOffset [dB] InpAtt [dB]	-1.63 0 15
Start [MHz] Stop [MHz]	1.000 401.000
RBW [MHz] VBW [MHz]	1.000000 3.000000
Detector TraceMode	POS MAXH
Sweep: Time [ms] Count Points per Section Type	1600 1 1001 SWE

RESULT Test freq: mid, UL[MHz]/CH 3840/0, CBW [MHz]: 40, RB_100PCT, Mod: 256QAM

Test Description	Lower Limit	Upper Limit	Measured	Unit	Verdict
Peaks higher limit	---	0	0	no	PASS



FCC, ISED # TX Emissions conducted ~ NR Band_77_B Ant-2 SCS-30 3840 MHz



FCC, ISED # TX Emissions conducted ~ NR Band_77_B Ant-2 SCS-30 3840

Test at BW [MHz]: 50

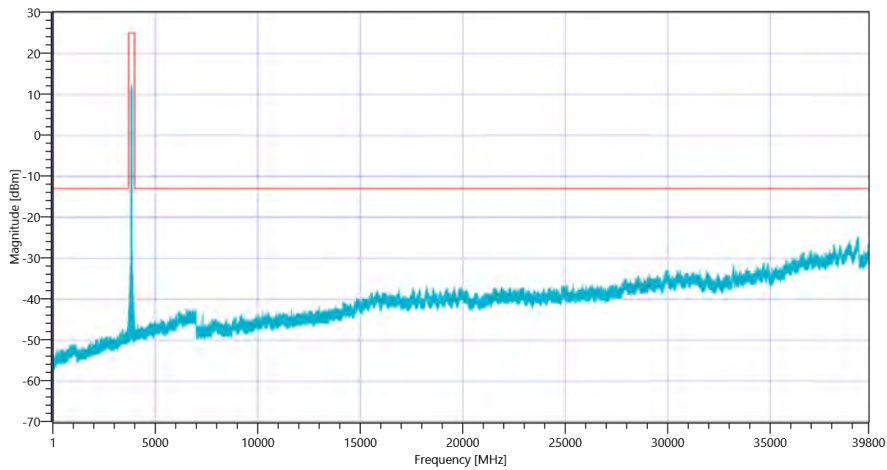
Test freq: mid, UL[MHz]/CH 3840/0, CBW [MHz]: 50, RB_100PCT, Mod: QPSK

READ SA SETTINGS:

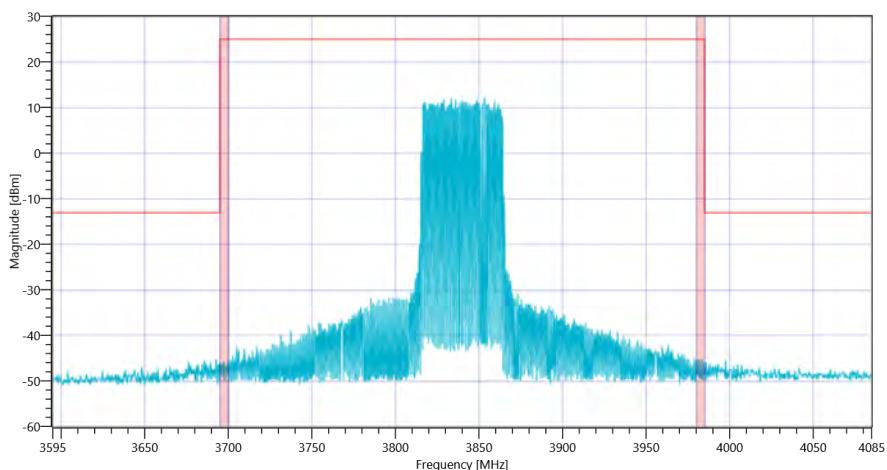
RefLevel [dBm] RefLevelOffset [dB] InpAtt [dB]	0.79 0 20
Start [MHz] Stop [MHz]	1.000 401.000
RBW [MHz] VBW [MHz]	1.000000 3.000000
Detector TraceMode	POS MAXH
Sweep: Time [ms] Count Points per Section Type	1600 1 1001 SWE

RESULT Test freq: mid, UL[MHz]/CH 3840/0, CBW [MHz]: 50, RB_100PCT, Mod: QPSK

Test Description	Lower Limit	Upper Limit	Measured	Unit	Verdict
Peaks higher limit	---	0	0	no	PASS



FCC, ISED # TX Emissions conducted ~ NR Band_77_B Ant-2 SCS-30 3840 MHz



FCC, ISED # TX Emissions conducted ~ NR Band_77_B Ant-2 SCS-30 3840

Test freq: mid, UL[MHz]/CH 3840/0, CBW [MHz]: 50, RB_100PCT, Mod: 16QAM

READ SA SETTINGS:

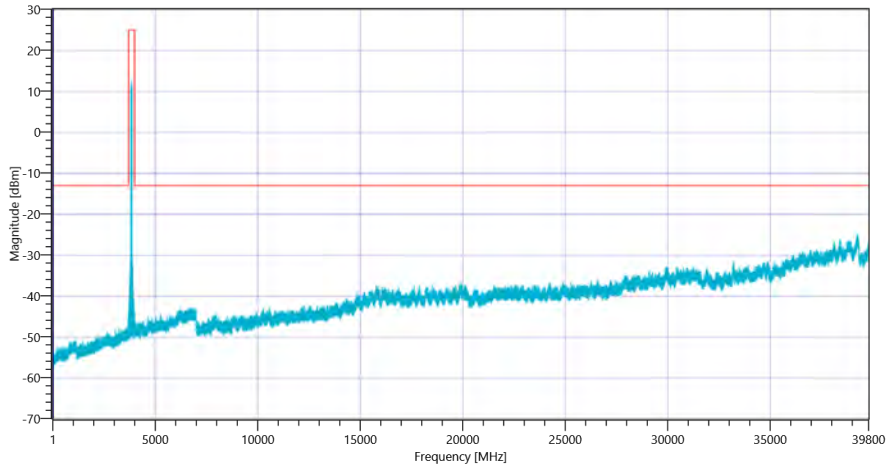
RefLevel [dBm] RefLevelOffset [dB] InpAtt [dB]	1.01 0 20
Start [MHz] Stop [MHz]	1.000 401.000
RBW [MHz] VBW [MHz]	1.000000 3.000000

READ SA SETTINGS:

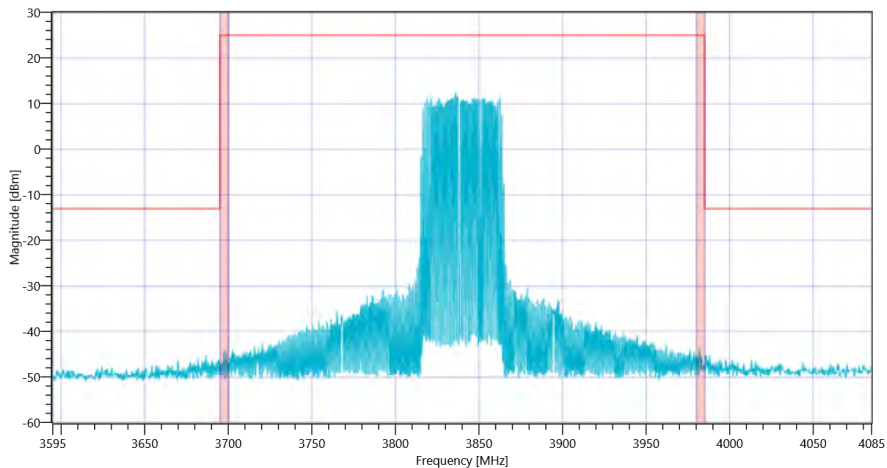
Detector TraceMode	POS MAXH
Sweep: Time [ms] Count Points per Section Type	1600 1 1001 SWE

RESULT Test freq: mid, UL[MHz]/CH 3840/0, CBW [MHz]: 50, RB_100PCT, Mod: 16QAM

Test Description	Lower Limit	Upper Limit	Measured	Unit	Verdict
Peaks higher limit	---	0	0	no	PASS



FCC, ISED # TX Emissions conducted ~ NR Band_77_B Ant-2 SCS-30 3840 MHz



FCC, ISED # TX Emissions conducted ~ NR Band_77_B Ant-2 SCS-30 3840

Test freq: mid, UL[MHz]/CH 3840/0, CBW [MHz]: 50, RB_100PCT, Mod: 64QAM

READ SA SETTINGS:

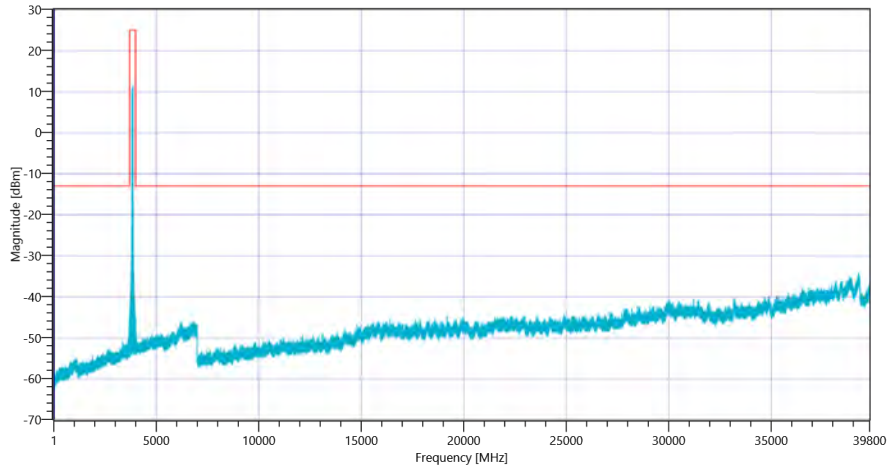
RefLevel [dBm] RefLevelOffset [dB] InpAtt [dB]	-0.09 0 15
Start [MHz] Stop [MHz]	1.000 401.000
RBW [MHz] VBW [MHz]	1.000000 3.000000
Detector TraceMode	POS MAXH
Sweep: Time [ms] Count Points per Section Type	1600 1 1001 SWE

RESULT Test freq: mid, UL[MHz]/CH 3840/0, CBW [MHz]: 50, RB_100PCT, Mod: 64QAM

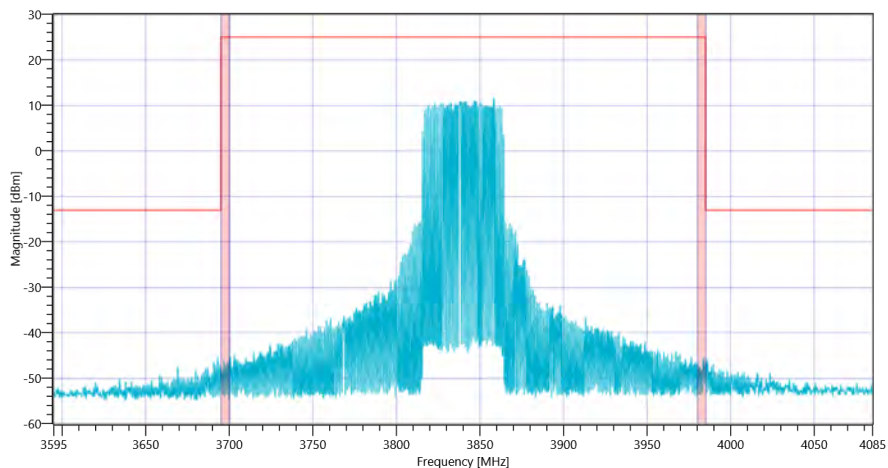
Test Description	Lower Limit	Upper Limit	Measured	Unit	Verdict
Peaks higher limit	---	0	0	no	PASS

RESULT Test freq: mid, UL[MHz]/CH 3840/0, CBW [MHz]: 50, RB_100PCT, Mod: 64QAM

Test Description	Lower Limit	Upper Limit	Measured	Unit	Verdict
Peaks higher limit	---	0	0	no	PASS



FCC, ISED # TX Emissions conducted ~ NR Band_77_B Ant-2 SCS-30 3840 MHz



FCC, ISED # TX Emissions conducted ~ NR Band_77_B Ant-2 SCS-30 3840

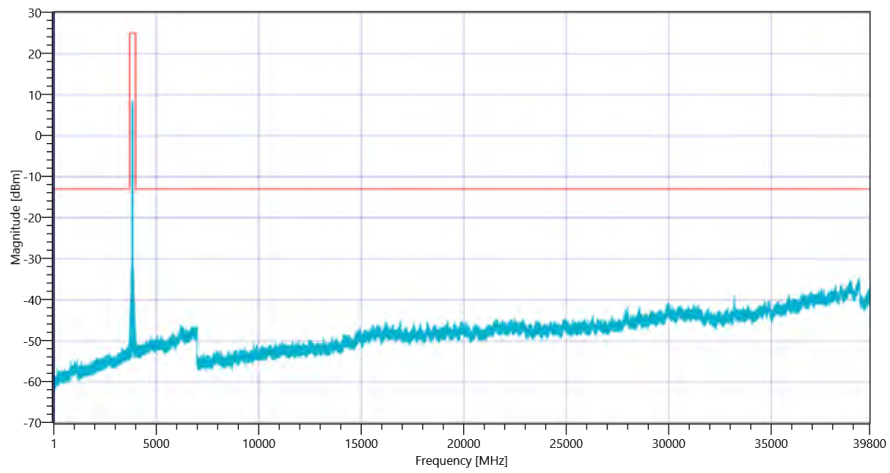
Test freq: mid, UL[MHz]/CH 3840/0, CBW [MHz]: 50, RB_100PCT, Mod: 256QAM

READ SA SETTINGS:

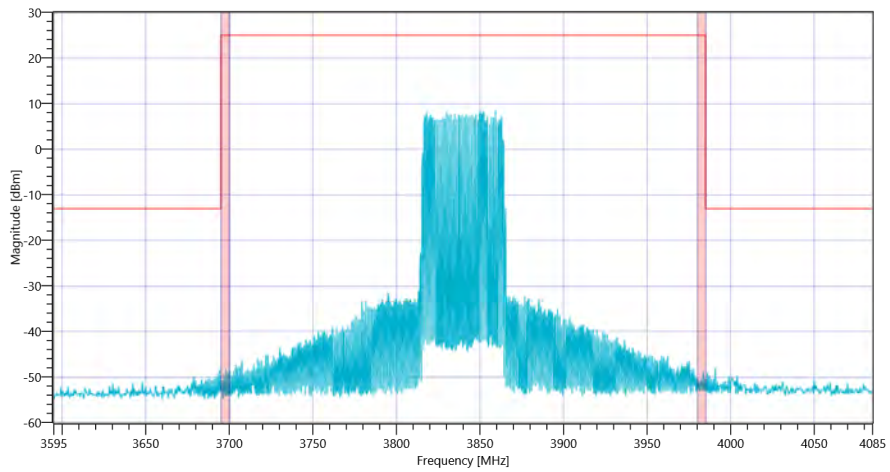
RefLevel [dBm] RefLevelOffset [dB] InpAtt [dB]	-3.21 0 15
Start [MHz] Stop [MHz]	1.000 401.000
RBW [MHz] VBW [MHz]	1.000000 3.000000
Detector TraceMode	POS MAXH
Sweep: Time [ms] Count Points per Section Type	1600 1 1001 SWE

RESULT Test freq: mid, UL[MHz]/CH 3840/0, CBW [MHz]: 50, RB_100PCT, Mod: 256QAM

Test Description	Lower Limit	Upper Limit	Measured	Unit	Verdict
Peaks higher limit	---	0	0	no	PASS



FCC, ISED # TX Emissions conducted ~ NR Band_77_B Ant-2 SCS-30 3840 MHz



FCC, ISED # TX Emissions conducted ~ NR Band_77_B Ant-2 SCS-30 3840

Test at BW [MHz]: 60

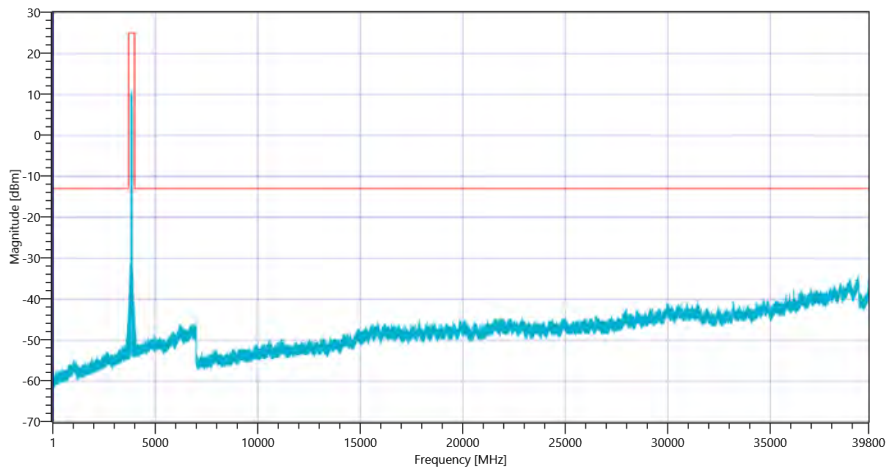
Test freq: mid, UL[MHz]/CH 3840/0, CBW [MHz]: 60, RB_100PCT, Mod: QPSK

READ SA SETTINGS:

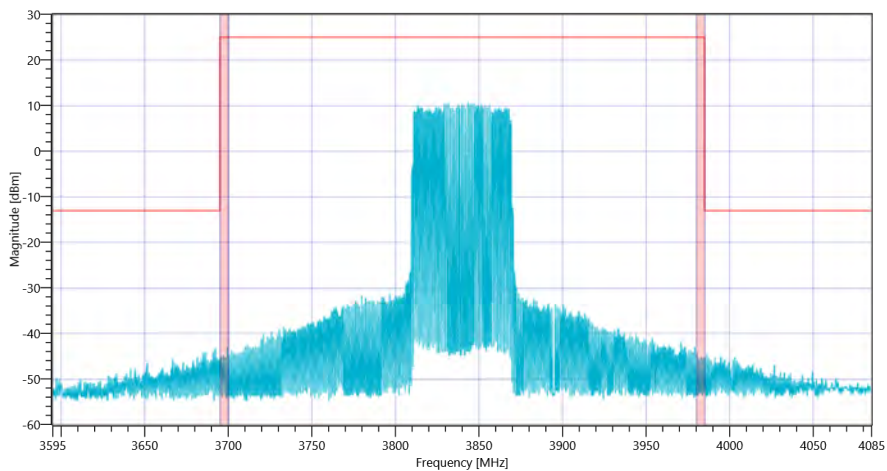
RefLevel [dBm] RefLevelOffset [dB] InpAtt [dB]	-0.26 0 15
Start [MHz] Stop [MHz]	1.000 401.000
RBW [MHz] VBW [MHz]	1.000000 3.000000
Detector TraceMode	POS MAXH
Sweep: Time [ms] Count Points per Section Type	1600 1 1001 SWE

RESULT Test freq: mid, UL[MHz]/CH 3840/0, CBW [MHz]: 60, RB_100PCT, Mod: QPSK

Test Description	Lower Limit	Upper Limit	Measured	Unit	Verdict
Peaks higher limit	---	0	0	no	PASS



FCC, ISED # TX Emissions conducted ~ NR Band_77_B Ant-2 SCS-30 3840 MHz



FCC, ISED # TX Emissions conducted ~ NR Band_77_B Ant-2 SCS-30 3840

Test freq: mid, UL[MHz]/CH 3840/0, CBW [MHz]: 60, RB_100PCT, Mod: 16QAM

READ SA SETTINGS:

RefLevel [dBm] RefLevelOffset [dB] InpAtt [dB]	0.57 0 20
Start [MHz] Stop [MHz]	1.000 401.000
RBW [MHz] VBW [MHz]	1.000000 3.000000

READ SA SETTINGS:

Detector TraceMode	POS MAXH
Sweep: Time [ms] Count Points per Section Type	1600 1 1001 SWE

RESULT Test freq: mid, UL[MHz]/CH 3840/0, CBW [MHz]: 60, RB_100PCT, Mod: 16QAM

Test Description	Lower Limit	Upper Limit	Measured	Unit	Verdict
Peaks higher limit	---	0	0	no	PASS

FCC, ISED # TX Emissions conducted ~ NR Band_77_B Ant-2 SCS-30 3840 MHz

FCC, ISED # TX Emissions conducted ~ NR Band_77_B Ant-2 SCS-30 3840

Test freq: mid, UL[MHz]/CH 3840/0, CBW [MHz]: 60, RB_100PCT, Mod: 64QAM

READ SA SETTINGS:

RefLevel [dBm] RefLevelOffset [dB] InpAtt [dB]	-0.70 0 15
Start [MHz] Stop [MHz]	1.000 401.000
RBW [MHz] VBW [MHz]	1.000000 3.000000
Detector TraceMode	POS MAXH
Sweep: Time [ms] Count Points per Section Type	1600 1 1001 SWE

RESULT Test freq: mid, UL[MHz]/CH 3840/0, CBW [MHz]: 60, RB_100PCT, Mod: 64QAM

Test Description	Lower Limit	Upper Limit	Measured	Unit	Verdict
------------------	-------------	-------------	----------	------	---------

RESULT Test freq: mid, UL[MHz]/CH 3840/0, CBW [MHz]: 60, RB_100PCT, Mod: 64QAM

Test Description	Lower Limit	Upper Limit	Measured	Unit	Verdict
Peaks higher limit	---	0	0	no	PASS

FCC, ISED # TX Emissions conducted ~ NR Band_77_B Ant-2 SCS-30 3840 MHz

FCC, ISED # TX Emissions conducted ~ NR Band_77_B Ant-2 SCS-30 3840

Test freq: mid, UL[MHz]/CH 3840/0, CBW [MHz]: 60, RB_100PCT, Mod: 256QAM

READ SA SETTINGS:

RefLevel [dBm] RefLevelOffset [dB] InpAtt [dB]	-3.89 0 15
Start [MHz] Stop [MHz]	1.000 401.000
RBW [MHz] VBW [MHz]	1.000000 3.000000
Detector TraceMode	POS MAXH
Sweep: Time [ms] Count Points per Section Type	1600 1 1001 SWE

RESULT Test freq: mid, UL[MHz]/CH 3840/0, CBW [MHz]: 60, RB_100PCT, Mod: 256QAM

Test Description	Lower Limit	Upper Limit	Measured	Unit	Verdict
Peaks higher limit	---	0	0	no	PASS

FCC, ISED # TX Emissions conducted ~ NR Band_77_B Ant-2 SCS-30 3840 MHz

FCC, ISED # TX Emissions conducted ~ NR Band_77_B Ant-2 SCS-30 3840

Test at BW [MHz]: 70

Test freq: mid, UL[MHz]/CH 3840/0, CBW [MHz]: 70, RB_100PCT, Mod: QPSK

READ SA SETTINGS:

RefLevel [dBm] RefLevelOffset [dB] InpAtt [dB]	-0.24 0 15
Start [MHz] Stop [MHz]	1.000 401.000
RBW [MHz] VBW [MHz]	1.000000 3.000000
Detector TraceMode	POS MAXH
Sweep: Time [ms] Count Points per Section Type	1600 1 1001 SWE

RESULT Test freq: mid, UL[MHz]/CH 3840/0, CBW [MHz]: 70, RB_100PCT, Mod: QPSK

Test Description	Lower Limit	Upper Limit	Measured	Unit	Verdict
Peaks higher limit	---	0	0	no	PASS

FCC, ISED # TX Emissions conducted ~ NR Band_77_B Ant-2 SCS-30 3840 MHz

FCC, ISED # TX Emissions conducted ~ NR Band_77_B Ant-2 SCS-30 3840

Test freq: mid, UL[MHz]/CH 3840/0, CBW [MHz]: 70, RB_100PCT, Mod: 16QAM

READ SA SETTINGS:

RefLevel [dBm] RefLevelOffset [dB] InpAtt [dB]	-0.73 0 15
Start [MHz] Stop [MHz]	1.000 401.000
RBW [MHz] VBW [MHz]	1.000000 3.000000

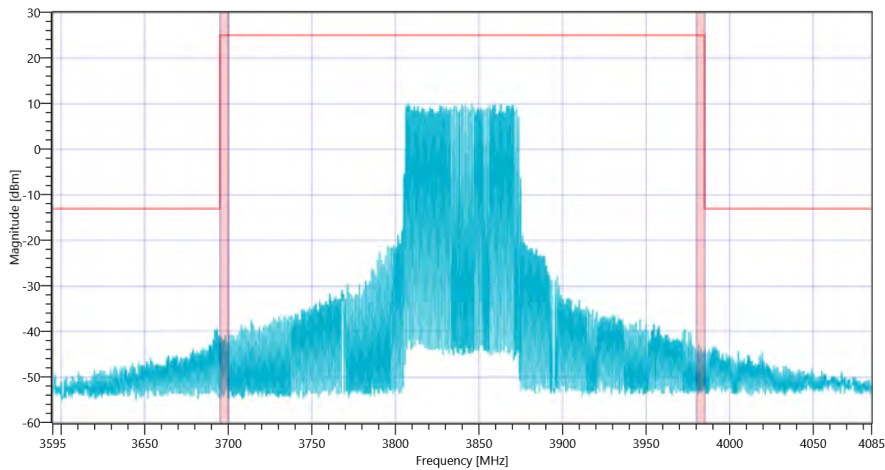
READ SA SETTINGS:

Detector TraceMode	POS MAXH
Sweep: Time [ms] Count Points per Section Type	1600 1 1001 SWE

RESULT Test freq: mid, UL[MHz]/CH 3840/0, CBW [MHz]: 70, RB_100PCT, Mod: 16QAM

Test Description	Lower Limit	Upper Limit	Measured	Unit	Verdict
Peaks higher limit	---	0	0	no	PASS

FCC, ISED # TX Emissions conducted ~ NR Band_77_B Ant-2 SCS-30 3840 MHz



FCC, ISED # TX Emissions conducted ~ NR Band_77_B Ant-2 SCS-30 3840

Test freq: mid, UL[MHz]/CH 3840/0, CBW [MHz]: 70, RB_100PCT, Mod: 64QAM

READ SA SETTINGS:

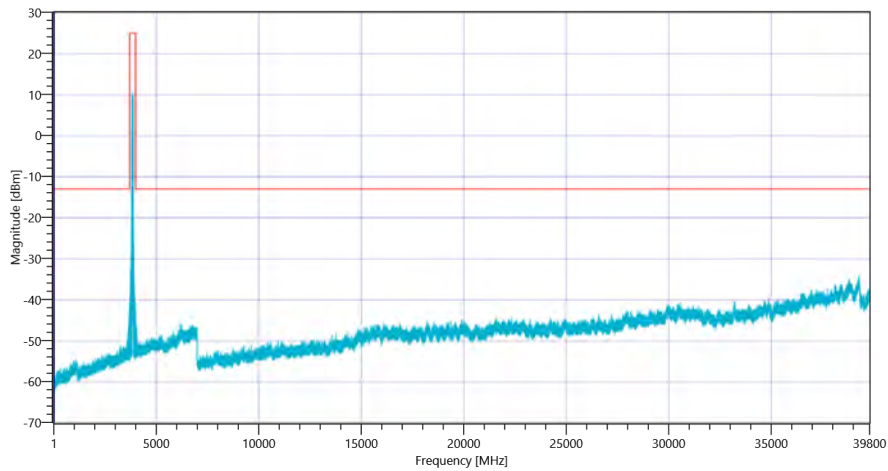
RefLevel [dBm] RefLevelOffset [dB] InpAtt [dB]	-0.96 0 15
Start [MHz] Stop [MHz]	1.000 401.000
RBW [MHz] VBW [MHz]	1.000000 3.000000
Detector TraceMode	POS MAXH
Sweep: Time [ms] Count Points per Section Type	1600 1 1001 SWE

RESULT Test freq: mid, UL[MHz]/CH 3840/0, CBW [MHz]: 70, RB_100PCT, Mod: 64QAM

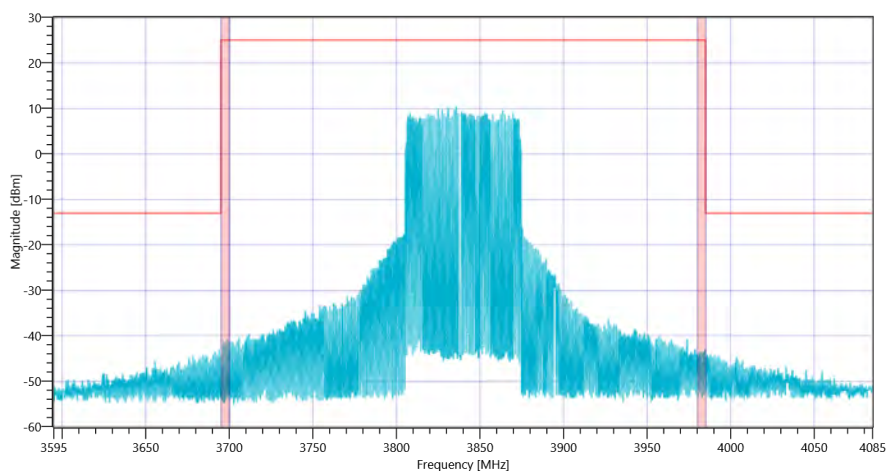
Test Description	Lower Limit	Upper Limit	Measured	Unit	Verdict
------------------	-------------	-------------	----------	------	---------

RESULT Test freq: mid, UL[MHz]/CH 3840/0, CBW [MHz]: 70, RB_100PCT, Mod: 64QAM

Test Description	Lower Limit	Upper Limit	Measured	Unit	Verdict
Peaks higher limit	---	0	0	no	PASS



FCC, ISED # TX Emissions conducted ~ NR Band_77_B Ant-2 SCS-30 3840 MHz



FCC, ISED # TX Emissions conducted ~ NR Band_77_B Ant-2 SCS-30 3840

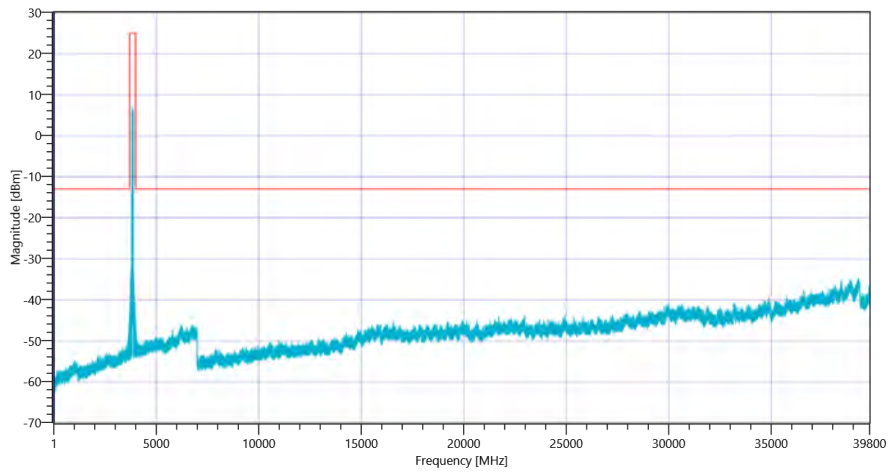
Test freq: mid, UL[MHz]/CH 3840/0, CBW [MHz]: 70, RB_100PCT, Mod: 256QAM

READ SA SETTINGS:

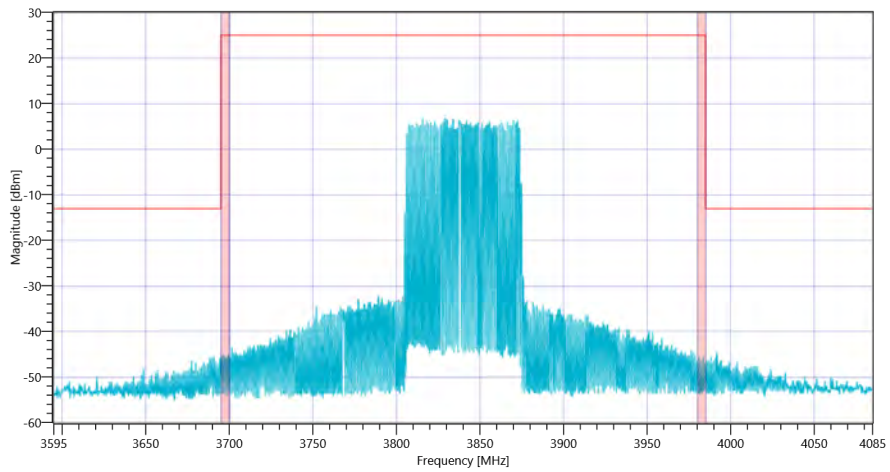
RefLevel [dBm] RefLevelOffset [dB] InpAtt [dB]	-4.32 0 15
Start [MHz] Stop [MHz]	1.000 401.000
RBW [MHz] VBW [MHz]	1.000000 3.000000
Detector TraceMode	POS MAXH
Sweep: Time [ms] Count Points per Section Type	1600 1 1001 SWE

RESULT Test freq: mid, UL[MHz]/CH 3840/0, CBW [MHz]: 70, RB_100PCT, Mod: 256QAM

Test Description	Lower Limit	Upper Limit	Measured	Unit	Verdict
Peaks higher limit	---	0	0	no	PASS



FCC, ISED # TX Emissions conducted ~ NR Band_77_B Ant-2 SCS-30 3840 MHz



FCC, ISED # TX Emissions conducted ~ NR Band_77_B Ant-2 SCS-30 3840

Test at BW [MHz]: 80

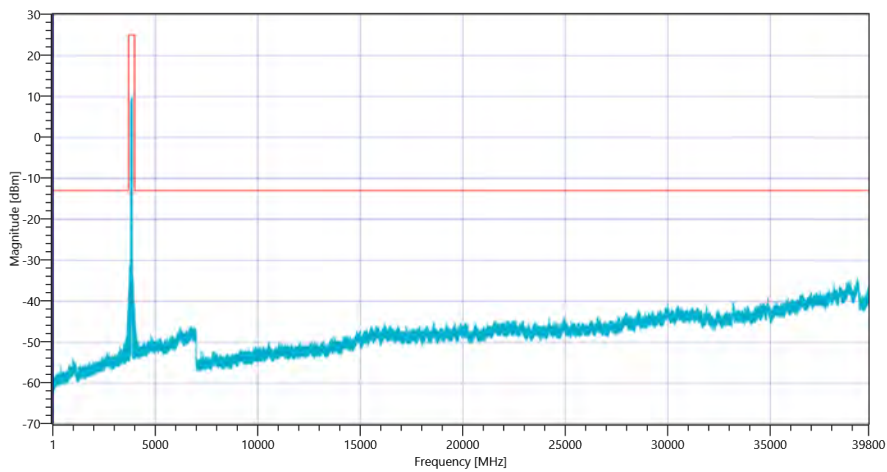
Test freq: mid, UL[MHz]/CH 3840/0, CBW [MHz]: 80, RB_100PCT, Mod: QPSK

READ SA SETTINGS:

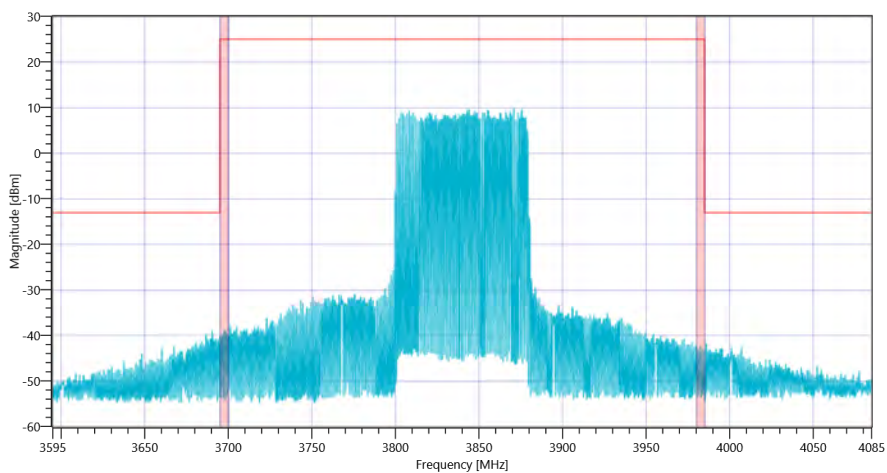
RefLevel [dBm] RefLevelOffset [dB] InpAtt [dB]	-1.64 0 15
Start [MHz] Stop [MHz]	1.000 401.000
RBW [MHz] VBW [MHz]	1.000000 3.000000
Detector TraceMode	POS MAXH
Sweep: Time [ms] Count Points per Section Type	1600 1 1001 SWE

RESULT Test freq: mid, UL[MHz]/CH 3840/0, CBW [MHz]: 80, RB_100PCT, Mod: QPSK

Test Description	Lower Limit	Upper Limit	Measured	Unit	Verdict
Peaks higher limit	---	0	0	no	PASS



FCC, ISED # TX Emissions conducted ~ NR Band_77_B Ant-2 SCS-30 3840 MHz



FCC, ISED # TX Emissions conducted ~ NR Band_77_B Ant-2 SCS-30 3840

Test freq: mid, UL[MHz]/CH 3840/0, CBW [MHz]: 80, RB_100PCT, Mod: 16QAM

READ SA SETTINGS:

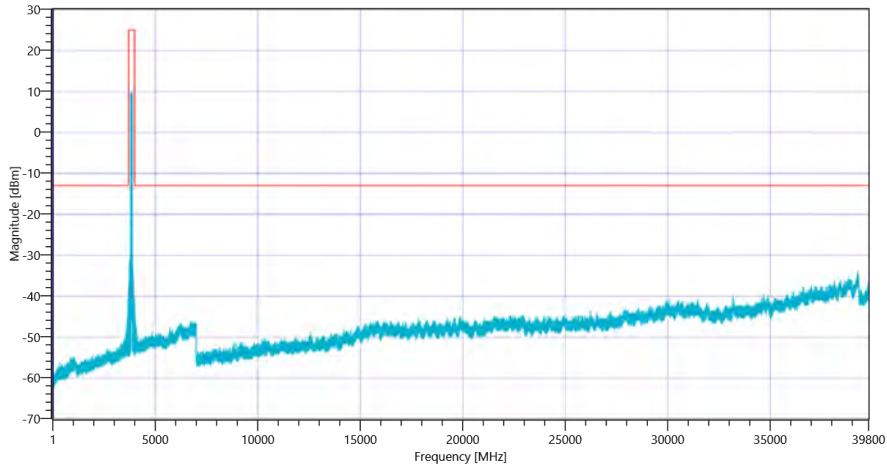
RefLevel [dBm] RefLevelOffset [dB] InpAtt [dB]	-1.47 0 15
Start [MHz] Stop [MHz]	1.000 401.000
RBW [MHz] VBW [MHz]	1.000000 3.000000

READ SA SETTINGS:

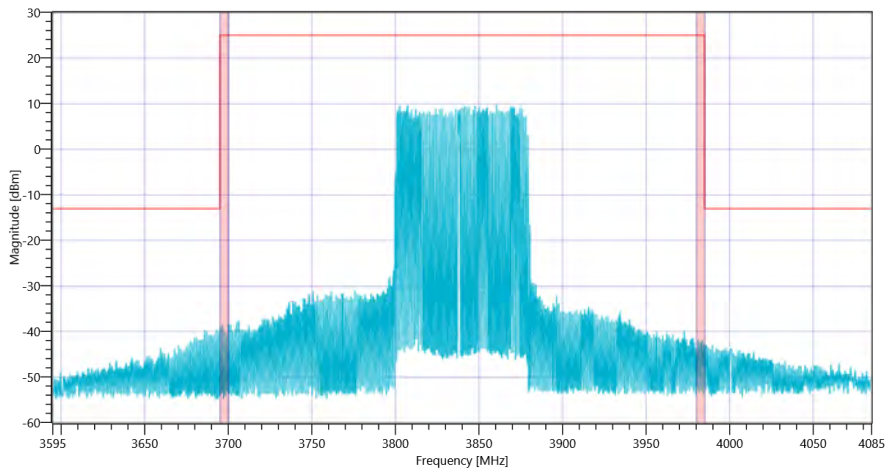
Detector | TraceMode POS | MAXH
Sweep: Time [ms] | Count | Points per Section | Type 1600 | 1 | 1001 | SWE

RESULT Test freq: mid, UL[MHz]/CH 3840/0, CBW [MHz]: 80, RB_100PCT, Mod: 16QAM

Test Description	Lower Limit	Upper Limit	Measured	Unit	Verdict
Peaks higher limit	---	0	0	no	PASS



FCC, ISED # TX Emissions conducted ~ NR Band_77_B Ant-2 SCS-30 3840 MHz



FCC, ISED # TX Emissions conducted ~ NR Band_77_B Ant-2 SCS-30 3840

Test freq: mid, UL[MHz]/CH 3840/0, CBW [MHz]: 80, RB_100PCT, Mod: 64QAM

READ SA SETTINGS:

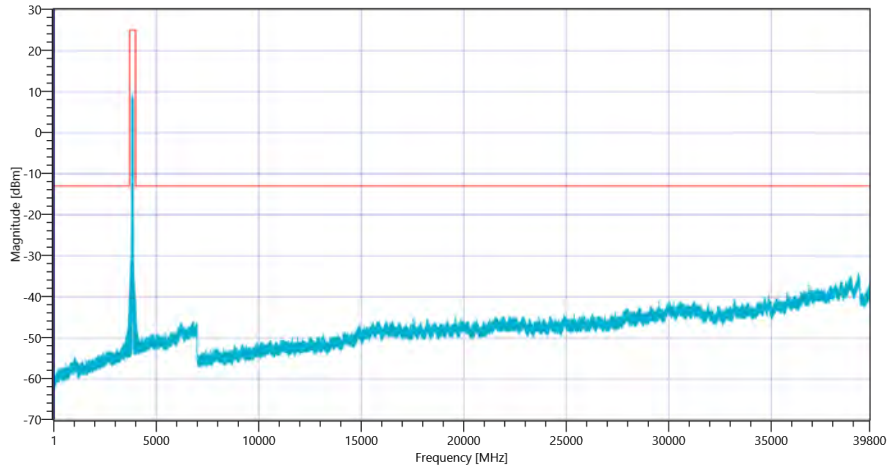
RefLevel [dBm] | RefLevelOffset [dB] | InpAtt [dB] -1.58 | 0 | 15
Start [MHz] | Stop [MHz] 1.000 | 401.000
RBW [MHz] | VBW [MHz] 1.000000 | 3.000000
Detector | TraceMode POS | MAXH
Sweep: Time [ms] | Count | Points per Section | Type 1600 | 1 | 1001 | SWE

RESULT Test freq: mid, UL[MHz]/CH 3840/0, CBW [MHz]: 80, RB_100PCT, Mod: 64QAM

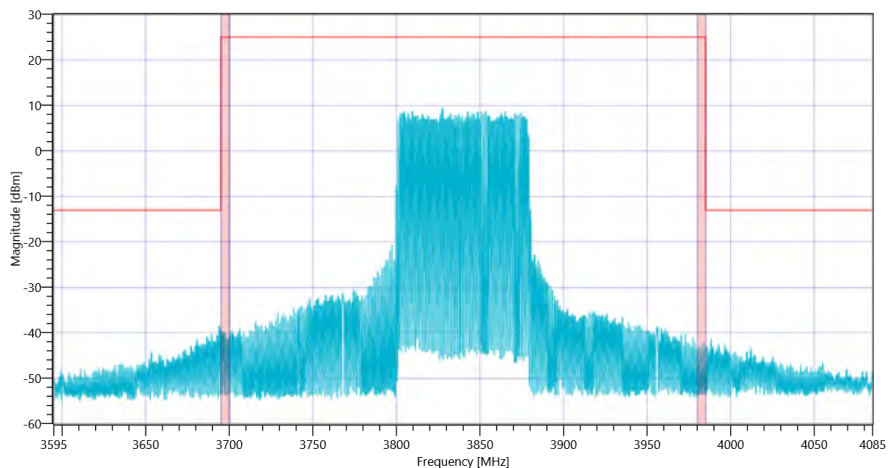
Test Description	Lower Limit	Upper Limit	Measured	Unit	Verdict
------------------	-------------	-------------	----------	------	---------

RESULT Test freq: mid, UL[MHz]/CH 3840/0, CBW [MHz]: 80, RB_100PCT, Mod: 64QAM

Test Description	Lower Limit	Upper Limit	Measured	Unit	Verdict
Peaks higher limit	---	0	0	no	PASS



FCC, ISED # TX Emissions conducted ~ NR Band_77_B Ant-2 SCS-30 3840 MHz



FCC, ISED # TX Emissions conducted ~ NR Band_77_B Ant-2 SCS-30 3840

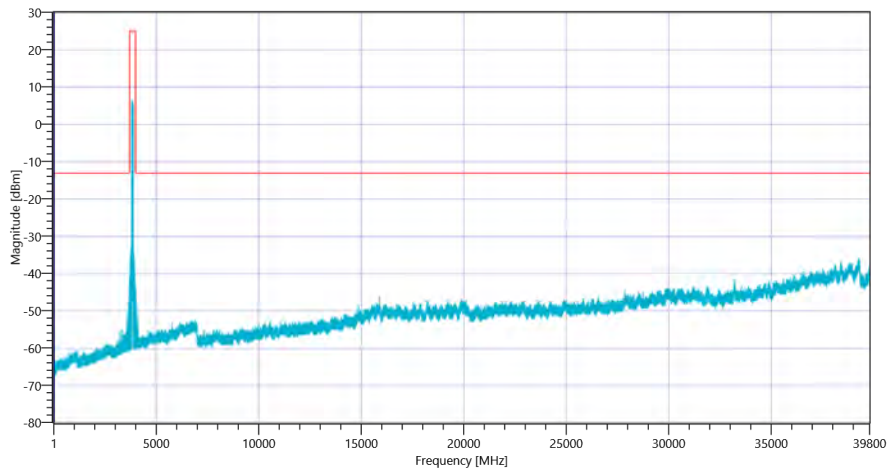
Test freq: mid, UL[MHz]/CH 3840/0, CBW [MHz]: 80, RB_100PCT, Mod: 256QAM

READ SA SETTINGS:

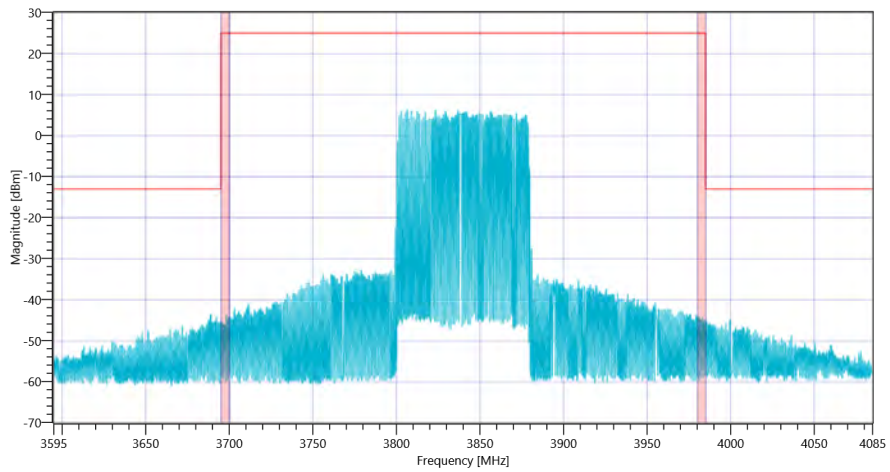
RefLevel [dBm] RefLevelOffset [dB] InpAtt [dB]	-5.21 0 10
Start [MHz] Stop [MHz]	1.000 401.000
RBW [MHz] VBW [MHz]	1.000000 3.000000
Detector TraceMode	POS MAXH
Sweep: Time [ms] Count Points per Section Type	1600 1 1001 SWE

RESULT Test freq: mid, UL[MHz]/CH 3840/0, CBW [MHz]: 80, RB_100PCT, Mod: 256QAM

Test Description	Lower Limit	Upper Limit	Measured	Unit	Verdict
Peaks higher limit	---	0	0	no	PASS



FCC, ISED # TX Emissions conducted ~ NR Band_77_B Ant-2 SCS-30 3840 MHz



FCC, ISED # TX Emissions conducted ~ NR Band_77_B Ant-2 SCS-30 3840

Test at BW [MHz]: 90

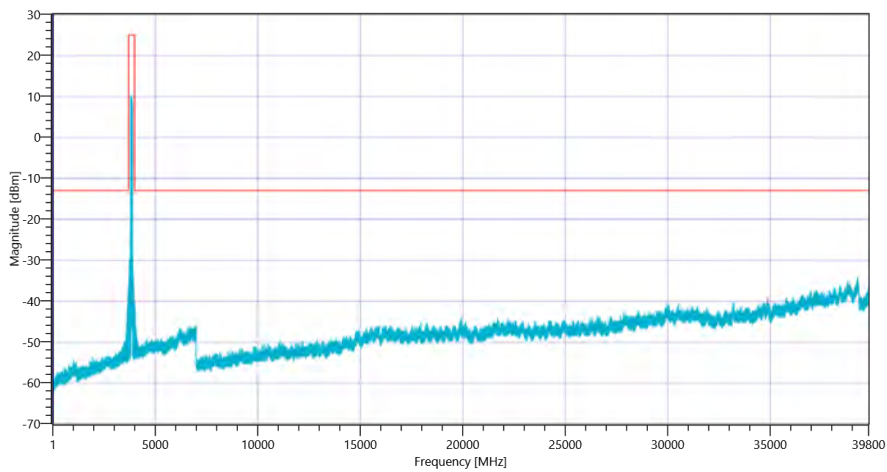
Test freq: mid, UL[MHz]/CH 3840/0, CBW [MHz]: 90, RB_100PCT, Mod: QPSK

READ SA SETTINGS:

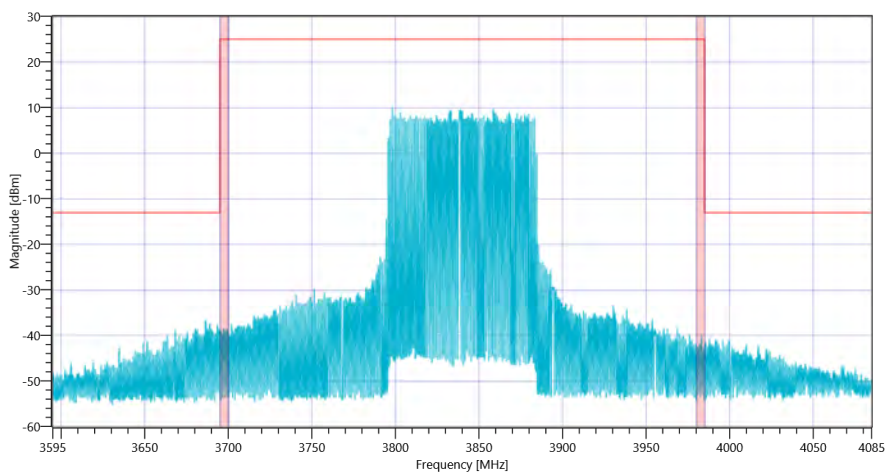
RefLevel [dBm] RefLevelOffset [dB] InpAtt [dB]	-1.51 0 15
Start [MHz] Stop [MHz]	1.000 401.000
RBW [MHz] VBW [MHz]	1.000000 3.000000
Detector TraceMode	POS MAXH
Sweep: Time [ms] Count Points per Section Type	1600 1 1001 SWE

RESULT Test freq: mid, UL[MHz]/CH 3840/0, CBW [MHz]: 90, RB_100PCT, Mod: QPSK

Test Description	Lower Limit	Upper Limit	Measured	Unit	Verdict
Peaks higher limit	---	0	0	no	PASS



FCC, ISED # TX Emissions conducted ~ NR Band_77_B Ant-2 SCS-30 3840 MHz



FCC, ISED # TX Emissions conducted ~ NR Band_77_B Ant-2 SCS-30 3840

Test freq: mid, UL[MHz]/CH 3840/0, CBW [MHz]: 90, RB_100PCT, Mod: 16QAM

READ SA SETTINGS:

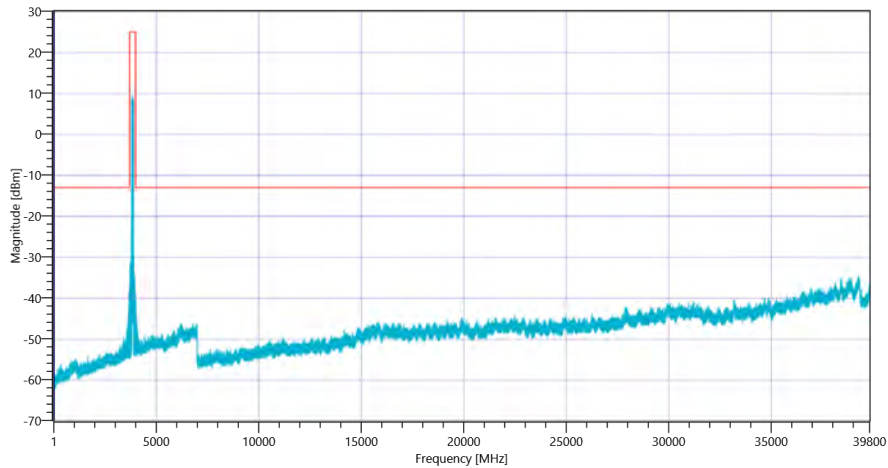
RefLevel [dBm] RefLevelOffset [dB] InpAtt [dB]	-2.19 0 15
Start [MHz] Stop [MHz]	1.000 401.000
RBW [MHz] VBW [MHz]	1.000000 3.000000

READ SA SETTINGS:

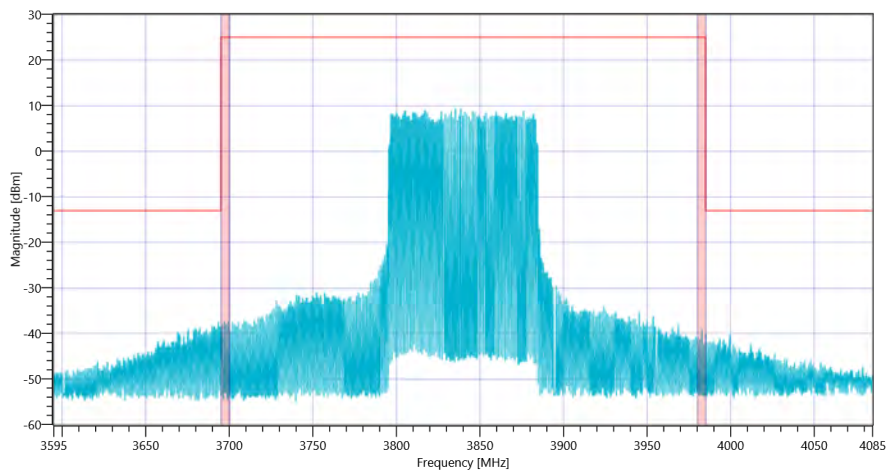
Detector | TraceMode POS | MAXH
Sweep: Time [ms] | Count | Points per Section | Type 1600 | 1 | 1001 | SWE

RESULT Test freq: mid, UL[MHz]/CH 3840/0, CBW [MHz]: 90, RB_100PCT, Mod: 16QAM

Test Description	Lower Limit	Upper Limit	Measured	Unit	Verdict
Peaks higher limit	---	0	0	no	PASS



FCC, ISED # TX Emissions conducted ~ NR Band_77_B Ant-2 SCS-30 3840 MHz



FCC, ISED # TX Emissions conducted ~ NR Band_77_B Ant-2 SCS-30 3840

Test freq: mid, UL[MHz]/CH 3840/0, CBW [MHz]: 90, RB_100PCT, Mod: 64QAM

READ SA SETTINGS:

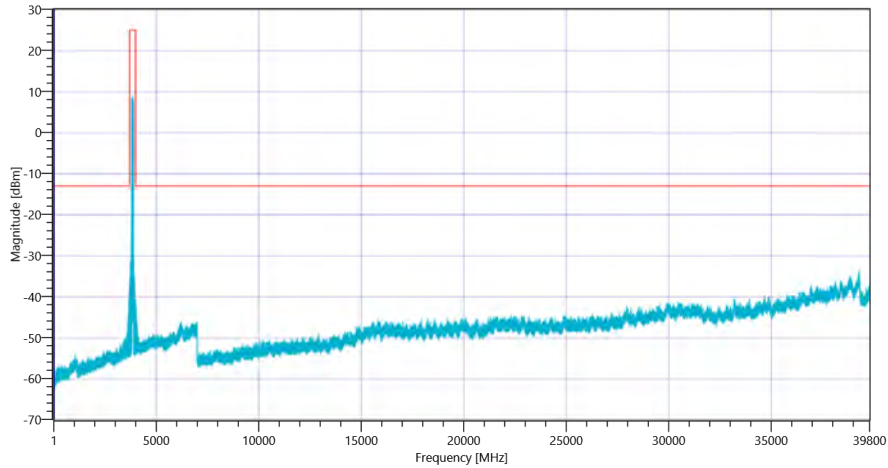
RefLevel [dBm] | RefLevelOffset [dB] | InpAtt [dB] -2.41 | 0 | 15
Start [MHz] | Stop [MHz] 1.000 | 401.000
RBW [MHz] | VBW [MHz] 1.000000 | 3.000000
Detector | TraceMode POS | MAXH
Sweep: Time [ms] | Count | Points per Section | Type 1600 | 1 | 1001 | SWE

RESULT Test freq: mid, UL[MHz]/CH 3840/0, CBW [MHz]: 90, RB_100PCT, Mod: 64QAM

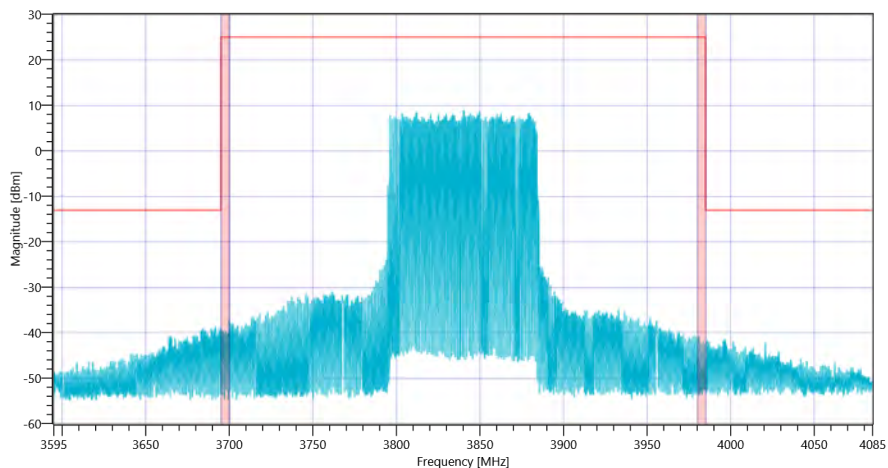
Test Description	Lower Limit	Upper Limit	Measured	Unit	Verdict
------------------	-------------	-------------	----------	------	---------

RESULT Test freq: mid, UL[MHz]/CH 3840/0, CBW [MHz]: 90, RB_100PCT, Mod: 64QAM

Test Description	Lower Limit	Upper Limit	Measured	Unit	Verdict
Peaks higher limit	---	0	0	no	PASS



FCC, ISED # TX Emissions conducted ~ NR Band_77_B Ant-2 SCS-30 3840 MHz



FCC, ISED # TX Emissions conducted ~ NR Band_77_B Ant-2 SCS-30 3840

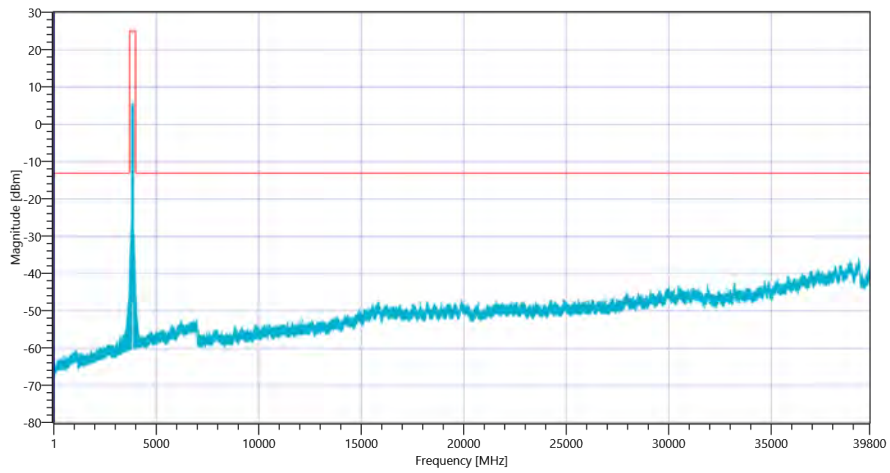
Test freq: mid, UL[MHz]/CH 3840/0, CBW [MHz]: 90, RB_100PCT, Mod: 256QAM

READ SA SETTINGS:

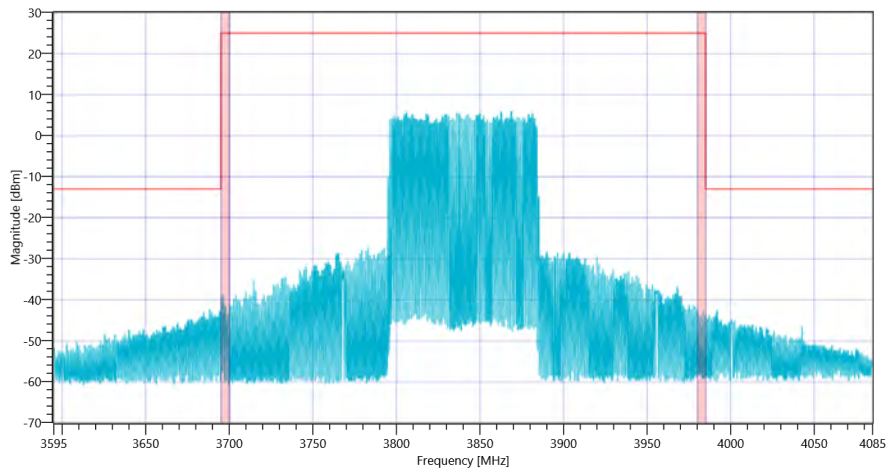
RefLevel [dBm] RefLevelOffset [dB] InpAtt [dB]	-5.41 0 10
Start [MHz] Stop [MHz]	1.000 401.000
RBW [MHz] VBW [MHz]	1.000000 3.000000
Detector TraceMode	POS MAXH
Sweep: Time [ms] Count Points per Section Type	1600 1 1001 SWE

RESULT Test freq: mid, UL[MHz]/CH 3840/0, CBW [MHz]: 90, RB_100PCT, Mod: 256QAM

Test Description	Lower Limit	Upper Limit	Measured	Unit	Verdict
Peaks higher limit	---	0	0	no	PASS



FCC, ISED # TX Emissions conducted ~ NR Band_77_B Ant-2 SCS-30 3840 MHz



FCC, ISED # TX Emissions conducted ~ NR Band_77_B Ant-2 SCS-30 3840

Test at BW [MHz]: 100

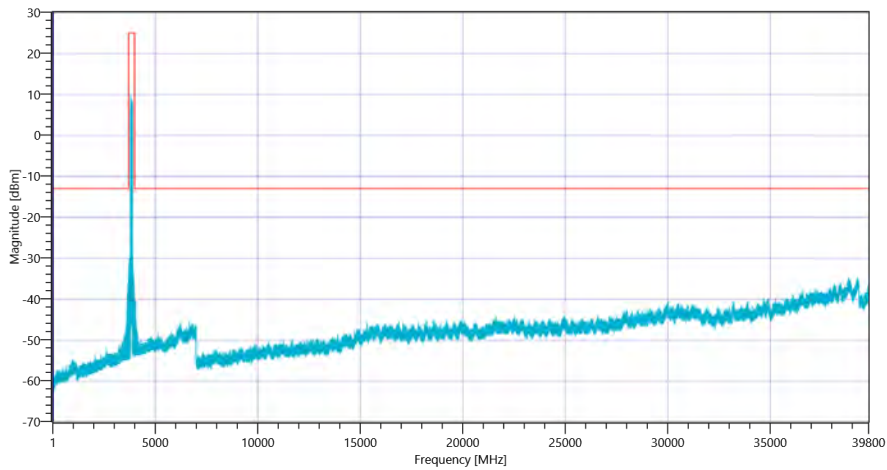
Test freq: mid, UL[MHz]/CH 3840/0, CBW [MHz]: 100, RB_100PCT, Mod: QPSK

READ SA SETTINGS:

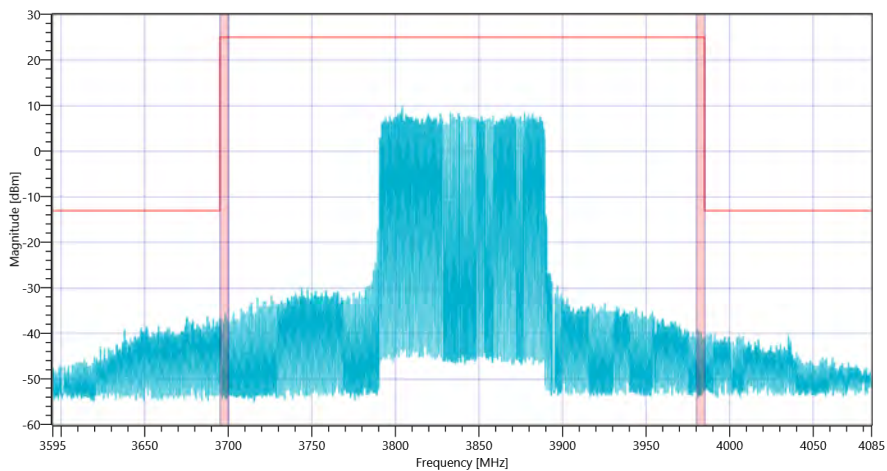
RefLevel [dBm] RefLevelOffset [dB] InpAtt [dB]	-1.79 0 15
Start [MHz] Stop [MHz]	1.000 401.000
RBW [MHz] VBW [MHz]	1.000000 3.000000
Detector TraceMode	POS MAXH
Sweep: Time [ms] Count Points per Section Type	1600 1 1001 SWE

RESULT Test freq: mid, UL[MHz]/CH 3840/0, CBW [MHz]: 100, RB_100PCT, Mod: QPSK

Test Description	Lower Limit	Upper Limit	Measured	Unit	Verdict
Peaks higher limit	---	0	0	no	PASS



FCC, ISED # TX Emissions conducted ~ NR Band_77_B Ant-2 SCS-30 3840 MHz



FCC, ISED # TX Emissions conducted ~ NR Band_77_B Ant-2 SCS-30 3840

Test freq: mid, UL[MHz]/CH 3840/0, CBW [MHz]: 100, RB_100PCT, Mod: 16QAM

READ SA SETTINGS:

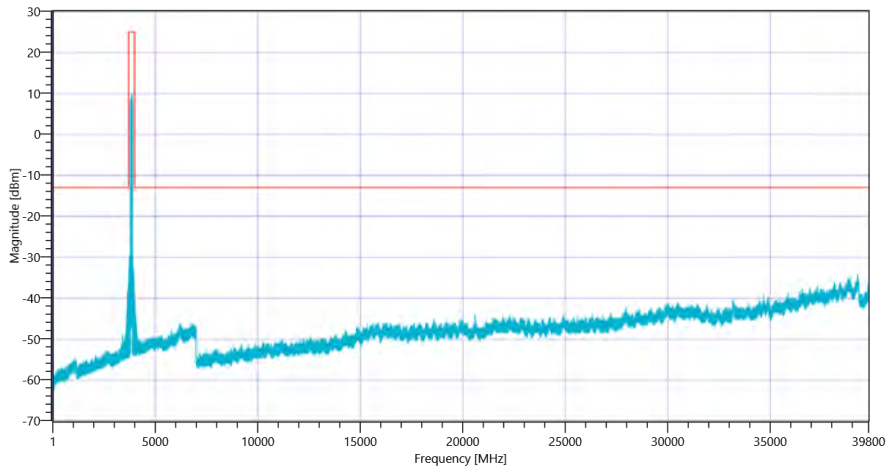
RefLevel [dBm] RefLevelOffset [dB] InpAtt [dB]	-1.51 0 15
Start [MHz] Stop [MHz]	1.000 401.000
RBW [MHz] VBW [MHz]	1.000000 3.000000

READ SA SETTINGS:

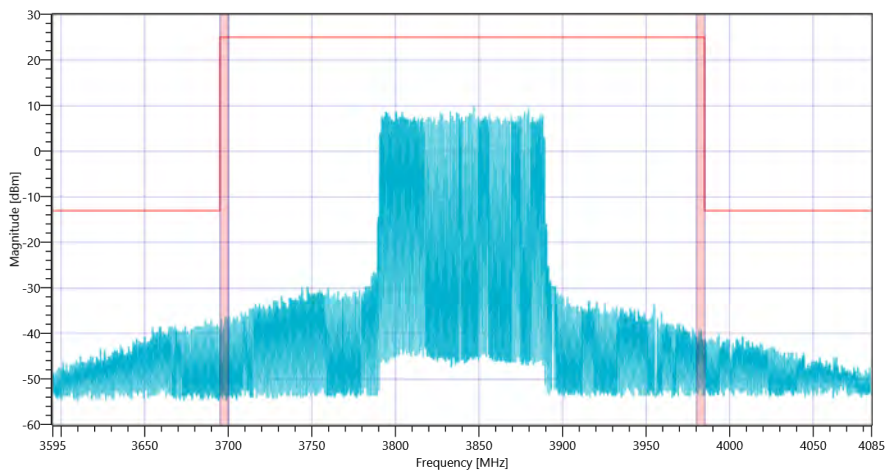
Detector | TraceMode POS | MAXH
Sweep: Time [ms] | Count | Points per Section | Type 1600 | 1 | 1001 | SWE

RESULT Test freq: mid, UL[MHz]/CH 3840/0, CBW [MHz]: 100, RB_100PCT, Mod: 16QAM

Test Description	Lower Limit	Upper Limit	Measured	Unit	Verdict
Peaks higher limit	---	0	0	no	PASS



FCC, ISED # TX Emissions conducted ~ NR Band_77_B Ant-2 SCS-30 3840 MHz



FCC, ISED # TX Emissions conducted ~ NR Band_77_B Ant-2 SCS-30 3840

Test freq: mid, UL[MHz]/CH 3840/0, CBW [MHz]: 100, RB_100PCT, Mod: 64QAM

READ SA SETTINGS:

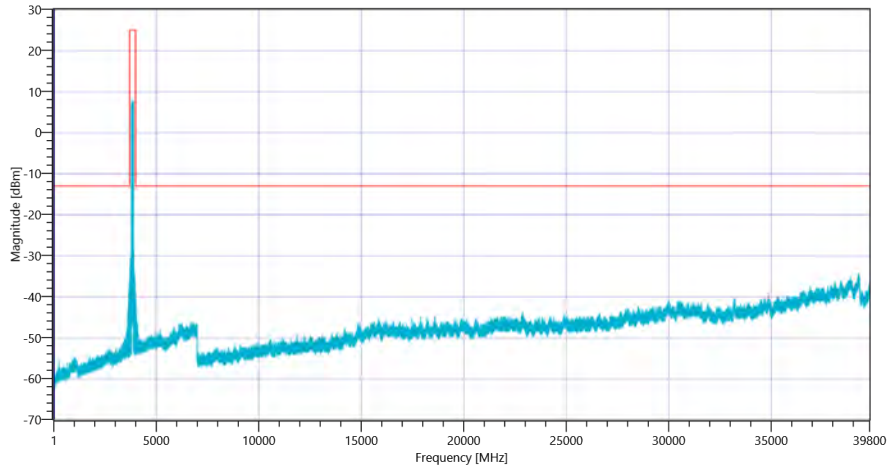
RefLevel [dBm] | RefLevelOffset [dB] | InpAtt [dB] -3.46 | 0 | 15
Start [MHz] | Stop [MHz] 1.000 | 401.000
RBW [MHz] | VBW [MHz] 1.000000 | 3.000000
Detector | TraceMode POS | MAXH
Sweep: Time [ms] | Count | Points per Section | Type 1600 | 1 | 1001 | SWE

RESULT Test freq: mid, UL[MHz]/CH 3840/0, CBW [MHz]: 100, RB_100PCT, Mod: 64QAM

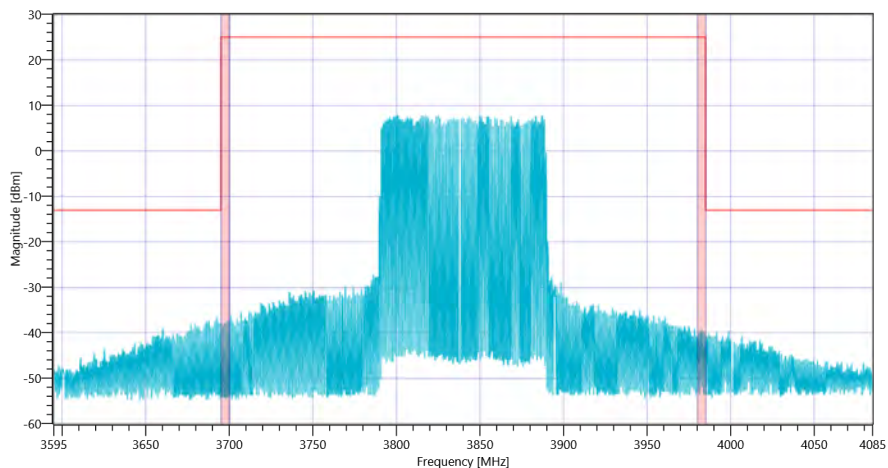
Test Description	Lower Limit	Upper Limit	Measured	Unit	Verdict
------------------	-------------	-------------	----------	------	---------

RESULT Test freq: mid, UL[MHz]/CH 3840/0, CBW [MHz]: 100, RB_100PCT, Mod: 64QAM

Test Description	Lower Limit	Upper Limit	Measured	Unit	Verdict
Peaks higher limit	---	0	0	no	PASS



FCC, ISED # TX Emissions conducted ~ NR Band_77_B Ant-2 SCS-30 3840 MHz



FCC, ISED # TX Emissions conducted ~ NR Band_77_B Ant-2 SCS-30 3840

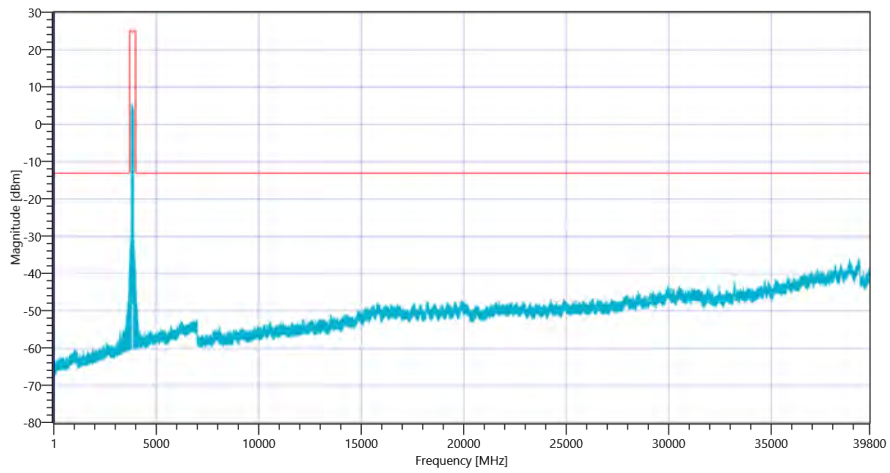
Test freq: mid, UL[MHz]/CH 3840/0, CBW [MHz]: 100, RB_100PCT, Mod: 256QAM

READ SA SETTINGS:

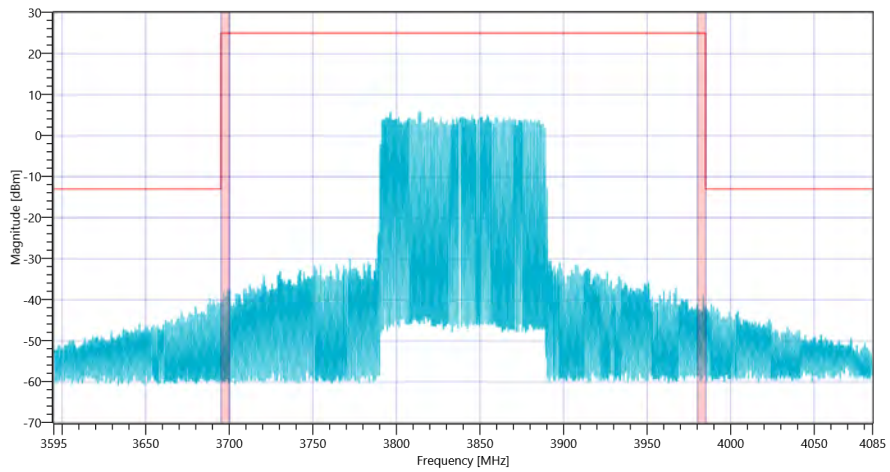
RefLevel [dBm] RefLevelOffset [dB] InpAtt [dB]	-5.80 0 10
Start [MHz] Stop [MHz]	1.000 401.000
RBW [MHz] VBW [MHz]	1.000000 3.000000
Detector TraceMode	POS MAXH
Sweep: Time [ms] Count Points per Section Type	1600 1 1001 SWE

RESULT Test freq: mid, UL[MHz]/CH 3840/0, CBW [MHz]: 100, RB_100PCT, Mod: 256QAM

Test Description	Lower Limit	Upper Limit	Measured	Unit	Verdict
Peaks higher limit	---	0	0	no	PASS



FCC, ISED # TX Emissions conducted ~ NR Band_77_B Ant-2 SCS-30 3840 MHz



FCC, ISED # TX Emissions conducted ~ NR Band_77_B Ant-2 SCS-30 3840

General verdict

PASS

FCC, ISED # TX Emissions conducted ~ NR Band_77_B Ant-1 SCS-30

Test References	
TC Start	24.06.2022 07:54:24
Ambit Temp [°C] Humidity [rel%]	24.8 56
System Version	3.1.1.3
Test Specification	FCC, ISED -
Test Method	
TC Version	0.0.1
My Description	FCC/ISED MobileRadio TX Emissions conducted - NR Band_77_B
Add. Information	

Test Parameter	
Technology to test	NR
Band	Band_77_B
SCS [kHz]	30
Waveform	DFTOFDM
Antenna Port used	1
Temperature	nom
Voltage	nom
Frequency low to test	False
Frequency mid to test	False
Frequency high to test	True
Auto Control enabled Power Supply Climatic Box	No No
Additional Path Loss [dB]	0
Switched Path	None

Test Equipment	
Signal analyzer,Rohde&Schwarz,FSV-40,1307.9002K40/101042,3.70	

Test at BW [MHz]: 100

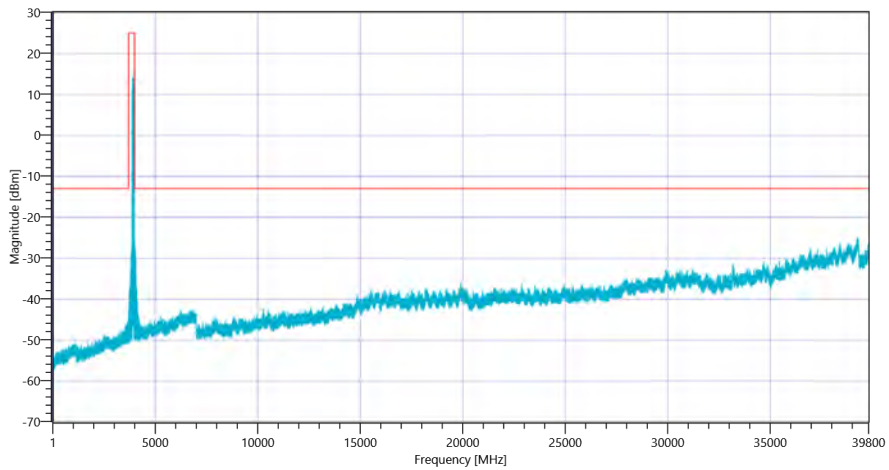
Test freq: high, UL[MHz]/CH 3930/0, CBW [MHz]: 100, RB_100PCT, Mod: BPSK

READ SA SETTINGS:

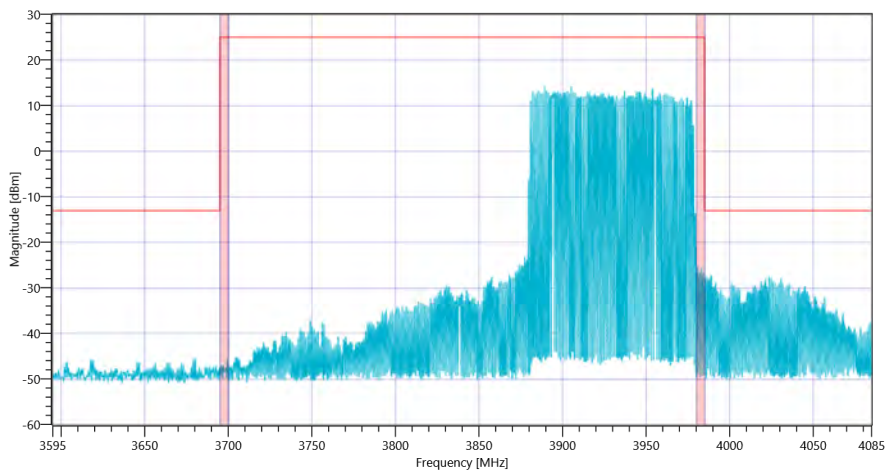
RefLevel [dBm] RefLevelOffset [dB] InpAtt [dB]	2.22 0 20
Start [MHz] Stop [MHz]	1.000 401.000
RBW [MHz] VBW [MHz]	1.000000 3.000000
Detector TraceMode	POS MAXH
Sweep: Time [ms] Count Points per Section Type	1600 1 1001 SWE

RESULT Test freq: high, UL[MHz]/CH 3930/0, CBW [MHz]: 100, RB_100PCT, Mod: BPSK

Test Description	Lower Limit	Upper Limit	Measured	Unit	Verdict
Peaks higher limit	---	0	0	no	PASS



FCC, ISED # TX Emissions conducted ~ NR Band_77_B Ant-1 SCS-30 3930 MHz



FCC, ISED # TX Emissions conducted ~ NR Band_77_B Ant-1 SCS-30 3930

General verdict

PASS

FCC, ISED # TX Emissions conducted ~ NR Band_77_B Ant-1 SCS-30

Test References	
TC Start	24.06.2022 07:43:32
Ambit Temp [°C] Humidity [rel%]	24.8 56
System Version	3.1.1.3
Test Specification	FCC, ISED -
Test Method	
TC Version	0.0.1
My Description	FCC/ISED MobileRadio TX Emissions conducted - NR Band_77_B
Add. Information	

Test Parameter	
Technology to test	NR
Band	Band_77_B
SCS [kHz]	30
Waveform	DFTOFDM
Antenna Port used	1
Temperature	nom
Voltage	nom
Frequency low to test	True
Frequency mid to test	False
Frequency high to test	False
Auto Control enabled Power Supply Climatic Box	No No
Additional Path Loss [dB]	0
Switched Path	None

Test Equipment	
Signal analyzer,Rohde&Schwarz,FSV-40,1307.9002K40/101042,3.70	

Test at BW [MHz]: 100

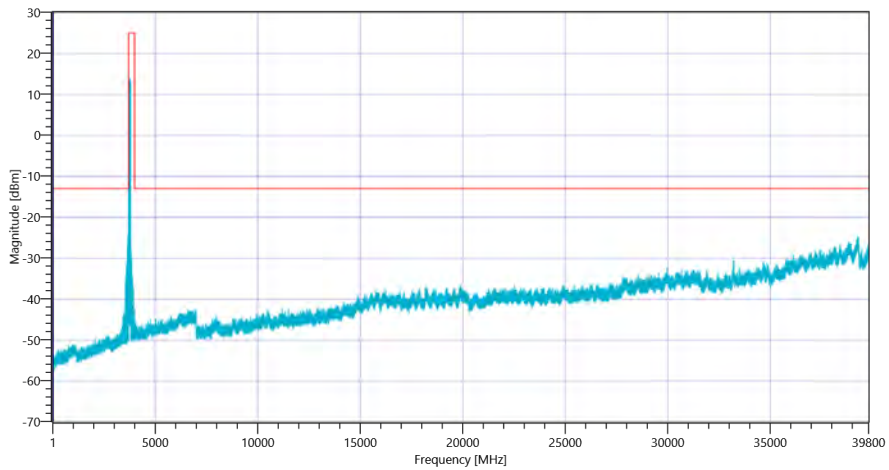
Test freq: low, UL[MHz]/CH 3750/0, CBW [MHz]: 100, RB_100PCT, Mod: BPSK

READ SA SETTINGS:

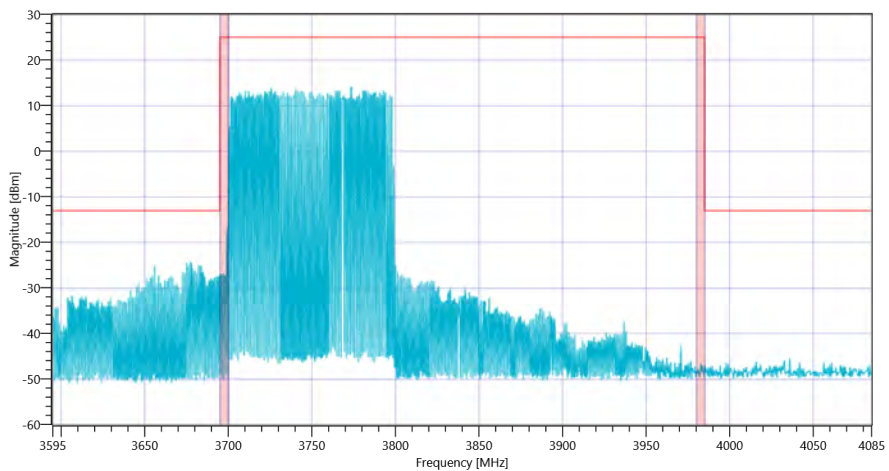
RefLevel [dBm] RefLevelOffset [dB] InpAtt [dB]	1.77 0 20
Start [MHz] Stop [MHz]	1.000 401.000
RBW [MHz] VBW [MHz]	1.000000 3.000000
Detector TraceMode	POS MAXH
Sweep: Time [ms] Count Points per Section Type	1600 1 1001 SWE

RESULT Test freq: low, UL[MHz]/CH 3750/0, CBW [MHz]: 100, RB_100PCT, Mod: BPSK

Test Description	Lower Limit	Upper Limit	Measured	Unit	Verdict
Peaks higher limit	---	0	0	no	PASS



FCC, ISED # TX Emissions conducted ~ NR Band_77_B Ant-1 SCS-30 3750 MHz



FCC, ISED # TX Emissions conducted ~ NR Band_77_B Ant-1 SCS-30 3750

General verdict

PASS

FCC, ISED # TX Emissions conducted ~ NR Band_77_B Ant-1 SCS-30

Test References	
TC Start	24.06.2022 07:22:58
Ambit Temp [°C] Humidity [rel%]	24.7 56
System Version	3.1.1.3
Test Specification	FCC, ISED -
Test Method	
TC Version	0.0.1
My Description	FCC/ISED MobileRadio TX Emissions conducted - NR Band_77_B
Add. Information	

Test Parameter	
Technology to test	NR
Band	Band_77_B
SCS [kHz]	30
Waveform	CPOFDM
Antenna Port used	1
Temperature	nom
Voltage	nom
Frequency low to test	False
Frequency mid to test	False
Frequency high to test	True
Auto Control enabled Power Supply Climatic Box	No No
Additional Path Loss [dB]	0
Switched Path	None

Test Equipment	
Signal analyzer,Rohde&Schwarz,FSV-40,1307.9002K40/101042,3.70	

Test at BW [MHz]: 100

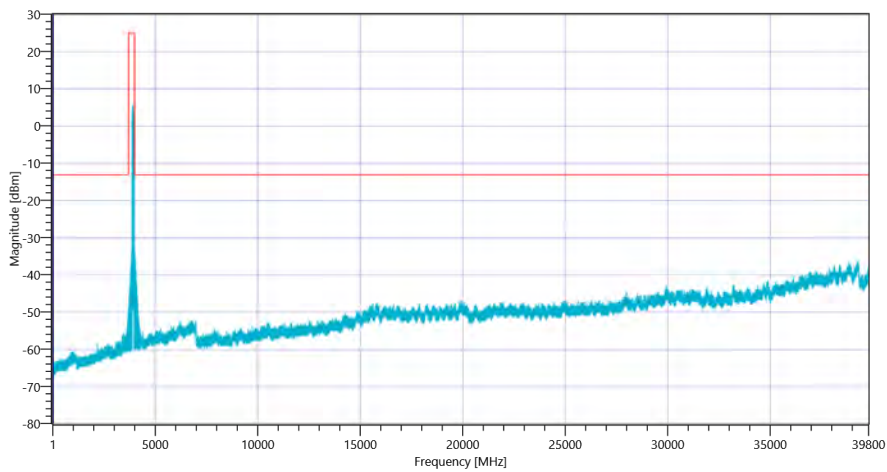
Test freq: high, UL[MHz]/CH 3930/0, CBW [MHz]: 100, RB_100PCT, Mod: 256QAM

READ SA SETTINGS:

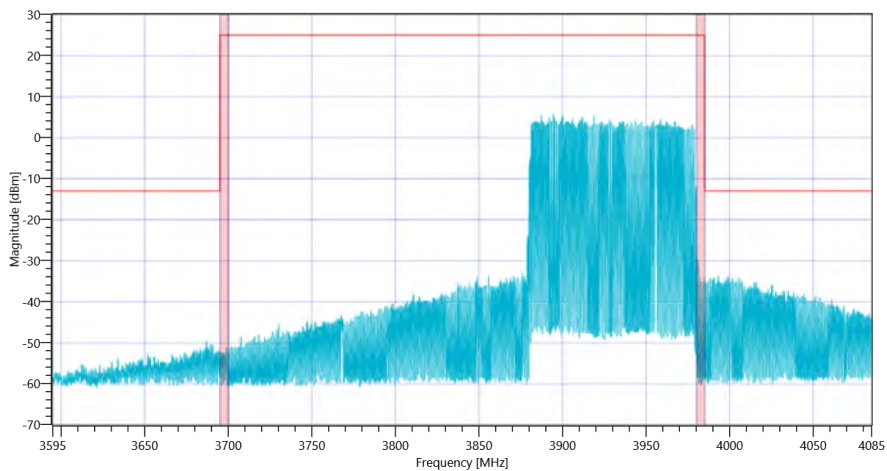
RefLevel [dBm] RefLevelOffset [dB] InpAtt [dB]	-5.28 0 10
Start [MHz] Stop [MHz]	1.000 401.000
RBW [MHz] VBW [MHz]	1.000000 3.000000
Detector TraceMode	POS MAXH
Sweep: Time [ms] Count Points per Section Type	1600 1 1001 SWE

RESULT Test freq: high, UL[MHz]/CH 3930/0, CBW [MHz]: 100, RB_100PCT, Mod: 256QAM

Test Description	Lower Limit	Upper Limit	Measured	Unit	Verdict
Peaks higher limit	---	0	0	no	PASS



FCC, ISED # TX Emissions conducted ~ NR Band_77_B Ant-1 SCS-30 3930 MHz



FCC, ISED # TX Emissions conducted ~ NR Band_77_B Ant-1 SCS-30 3930

General verdict

PASS

FCC, ISED # TX Emissions conducted ~ NR Band_77_B Ant-1 SCS-30

Test References	
TC Start	24.06.2022 07:17:46
Ambit Temp [°C] Humidity [rel%]	24.8 56
System Version	3.1.1.3
Test Specification	FCC, ISED -
Test Method	
TC Version	0.0.1
My Description	FCC/ISED MobileRadio TX Emissions conducted - NR Band_77_B
Add. Information	

Test Parameter	
Technology to test	NR
Band	Band_77_B
SCS [kHz]	30
Waveform	CPOFDM
Antenna Port used	1
Temperature	nom
Voltage	nom
Frequency low to test	False
Frequency mid to test	False
Frequency high to test	True
Auto Control enabled Power Supply Climatic Box	No No
Additional Path Loss [dB]	0
Switched Path	None

Test Equipment	
Signal analyzer,Rohde&Schwarz,FSV-40,1307.9002K40/101042,3.70	

Test at BW [MHz]: 100

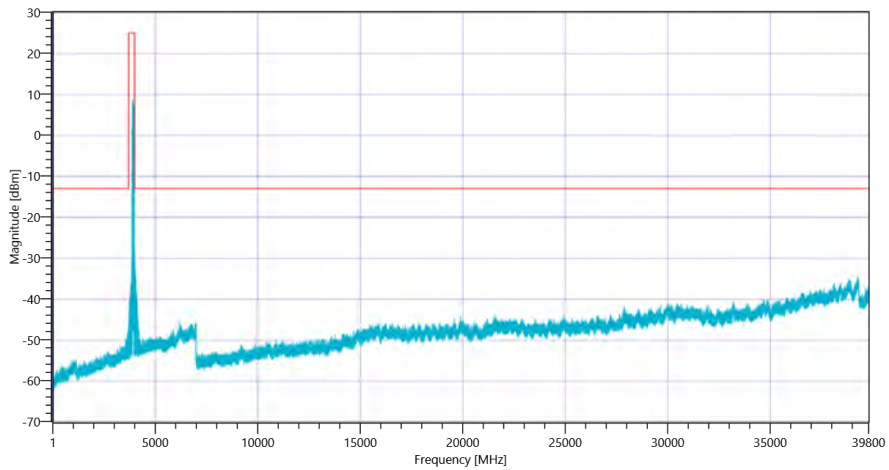
Test freq: high, UL[MHz]/CH 3930/0, CBW [MHz]: 100, RB_100PCT, Mod: 64QAM

READ SA SETTINGS:

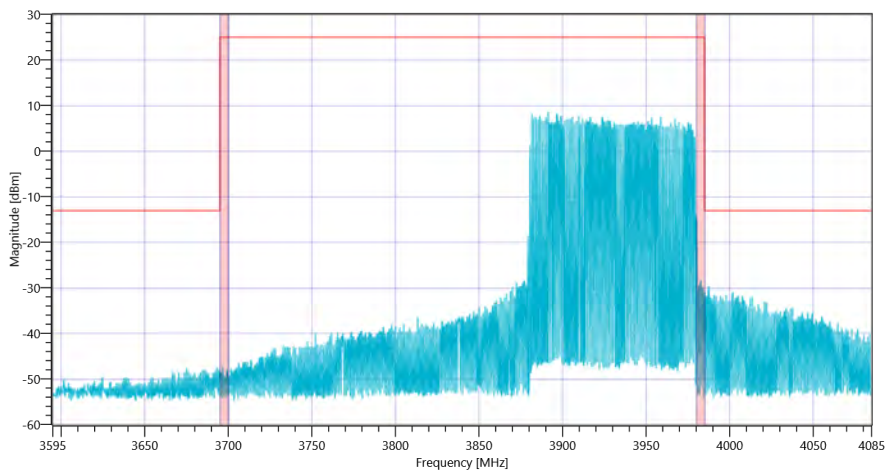
RefLevel [dBm] RefLevelOffset [dB] InpAtt [dB]	-3.26 0 15
Start [MHz] Stop [MHz]	1.000 401.000
RBW [MHz] VBW [MHz]	1.000000 3.000000
Detector TraceMode	POS MAXH
Sweep: Time [ms] Count Points per Section Type	1600 1 1001 SWE

RESULT Test freq: high, UL[MHz]/CH 3930/0, CBW [MHz]: 100, RB_100PCT, Mod: 64QAM

Test Description	Lower Limit	Upper Limit	Measured	Unit	Verdict
Peaks higher limit	---	0	0	no	PASS



FCC, ISED # TX Emissions conducted ~ NR Band_77_B Ant-1 SCS-30 3930 MHz



FCC, ISED # TX Emissions conducted ~ NR Band_77_B Ant-1 SCS-30 3930

General verdict

PASS

FCC, ISED # TX Emissions conducted ~ NR Band_77_B Ant-1 SCS-30

Test References	
TC Start	24.06.2022 07:12:34
Ambit Temp [°C] Humidity [rel%]	24.8 56
System Version	3.1.1.3
Test Specification	FCC, ISED -
Test Method	
TC Version	0.0.1
My Description	FCC/ISED MobileRadio TX Emissions conducted - NR Band_77_B
Add. Information	

Test Parameter	
Technology to test	NR
Band	Band_77_B
SCS [kHz]	30
Waveform	CPOFDM
Antenna Port used	1
Temperature	nom
Voltage	nom
Frequency low to test	False
Frequency mid to test	False
Frequency high to test	True
Auto Control enabled Power Supply Climatic Box	No No
Additional Path Loss [dB]	0
Switched Path	None

Test Equipment	
Signal analyzer,Rohde&Schwarz,FSV-40,1307.9002K40/101042,3.70	

Test at BW [MHz]: 100

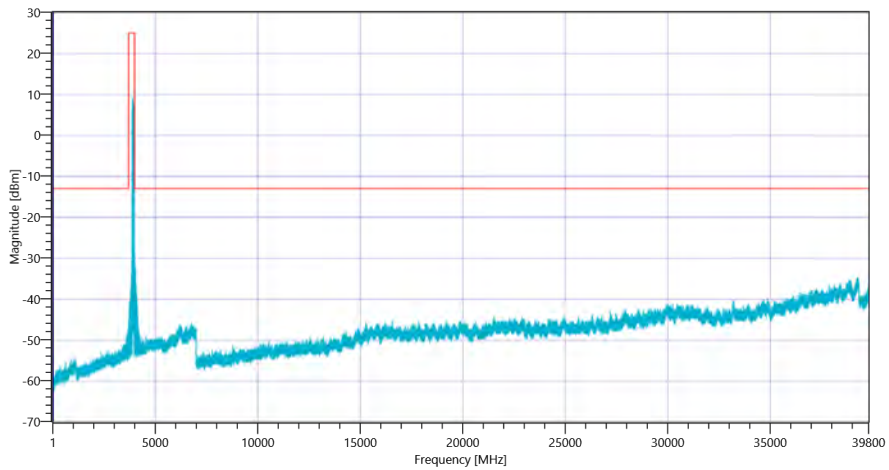
Test freq: high, UL[MHz]/CH 3930/0, CBW [MHz]: 100, RB_100PCT, Mod: 16QAM

READ SA SETTINGS:

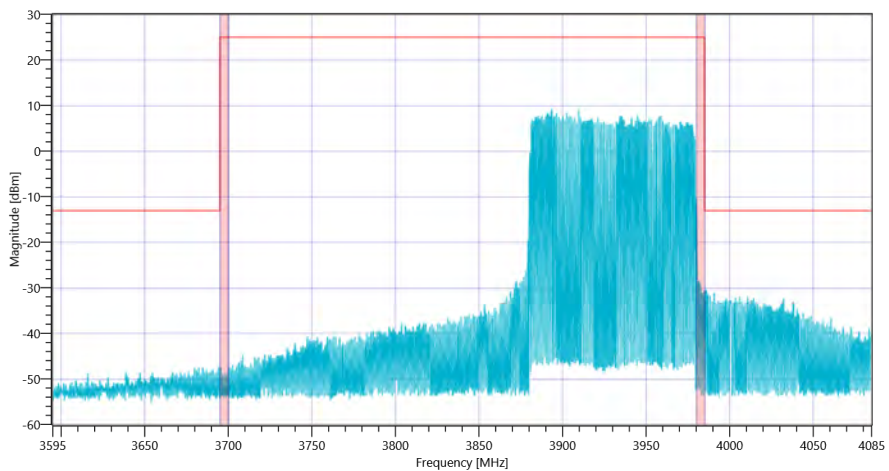
RefLevel [dBm] RefLevelOffset [dB] InpAtt [dB]	-2.18 0 15
Start [MHz] Stop [MHz]	1.000 401.000
RBW [MHz] VBW [MHz]	1.000000 3.000000
Detector TraceMode	POS MAXH
Sweep: Time [ms] Count Points per Section Type	1600 1 1001 SWE

RESULT Test freq: high, UL[MHz]/CH 3930/0, CBW [MHz]: 100, RB_100PCT, Mod: 16QAM

Test Description	Lower Limit	Upper Limit	Measured	Unit	Verdict
Peaks higher limit	---	0	0	no	PASS



FCC, ISED # TX Emissions conducted ~ NR Band_77_B Ant-1 SCS-30 3930 MHz



FCC, ISED # TX Emissions conducted ~ NR Band_77_B Ant-1 SCS-30 3930

General verdict

PASS

FCC, ISED # TX Emissions conducted ~ NR Band_77_B Ant-1 SCS-30

Test References	
TC Start	24.06.2022 07:07:21
Ambit Temp [°C] Humidity [rel%]	24.9 56
System Version	3.1.1.3
Test Specification	FCC, ISED -
Test Method	
TC Version	0.0.1
My Description	FCC/ISED MobileRadio TX Emissions conducted - NR Band_77_B
Add. Information	

Test Parameter	
Technology to test	NR
Band	Band_77_B
SCS [kHz]	30
Waveform	CPOFDM
Antenna Port used	1
Temperature	nom
Voltage	nom
Frequency low to test	False
Frequency mid to test	False
Frequency high to test	True
Auto Control enabled Power Supply Climatic Box	No No
Additional Path Loss [dB]	0
Switched Path	None

Test Equipment	
Signal analyzer,Rohde&Schwarz,FSV-40,1307.9002K40/101042,3.70	

Test at BW [MHz]: 100

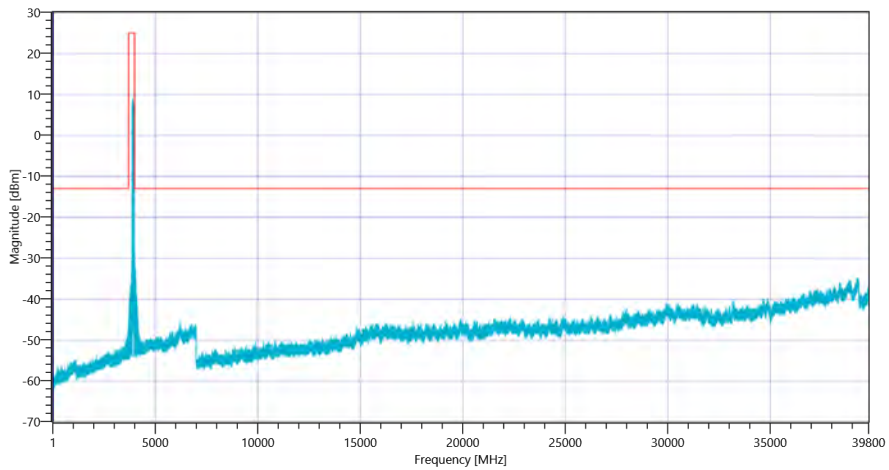
Test freq: high, UL[MHz]/CH 3930/0, CBW [MHz]: 100, RB_100PCT, Mod: QPSK

READ SA SETTINGS:

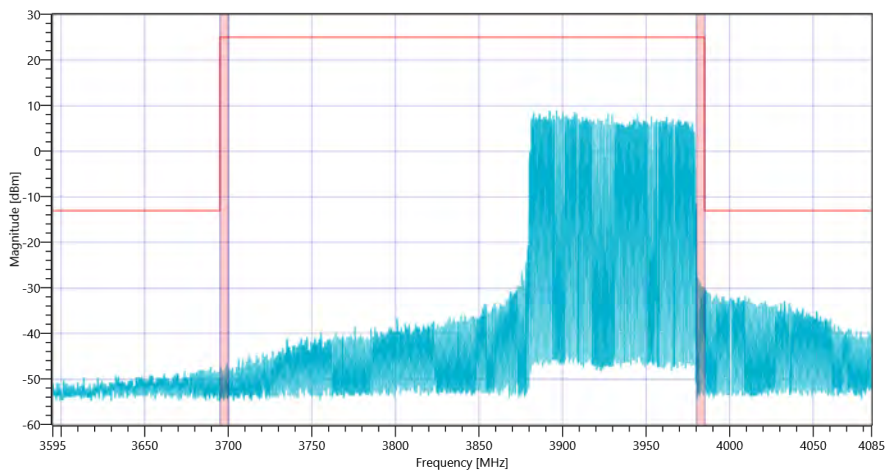
RefLevel [dBm] RefLevelOffset [dB] InpAtt [dB]	-3.29 0 15
Start [MHz] Stop [MHz]	1.000 401.000
RBW [MHz] VBW [MHz]	1.000000 3.000000
Detector TraceMode	POS MAXH
Sweep: Time [ms] Count Points per Section Type	1600 1 1001 SWE

RESULT Test freq: high, UL[MHz]/CH 3930/0, CBW [MHz]: 100, RB_100PCT, Mod: QPSK

Test Description	Lower Limit	Upper Limit	Measured	Unit	Verdict
Peaks higher limit	---	0	0	no	PASS



FCC, ISED # TX Emissions conducted ~ NR Band_77_B Ant-1 SCS-30 3930 MHz



FCC, ISED # TX Emissions conducted ~ NR Band_77_B Ant-1 SCS-30 3930

General verdict

PASS

FCC, ISED # TX Emissions conducted ~ NR Band_77_B Ant-1 SCS-30

Test References	
TC Start	23.06.2022 17:37:50
Ambit Temp [°C] Humidity [rel%]	28.2 48
System Version	3.1.1.3
Test Specification	FCC, ISED -
Test Method	
TC Version	0.0.1
My Description	FCC/ISED MobileRadio TX Emissions conducted - NR Band_77_B
Add. Information	

Test Parameter	
Technology to test	NR
Band	Band_77_B
SCS [kHz]	30
Waveform	CPOFDM
Antenna Port used	1
Temperature	nom
Voltage	nom
Frequency low to test	True
Frequency mid to test	False
Frequency high to test	False
Auto Control enabled Power Supply Climatic Box	No No
Additional Path Loss [dB]	0
Switched Path	None

Test Equipment	
Signal analyzer,Rohde&Schwarz,FSV-40,1307.9002K40/101042,3.70	

Test at BW [MHz]: 100

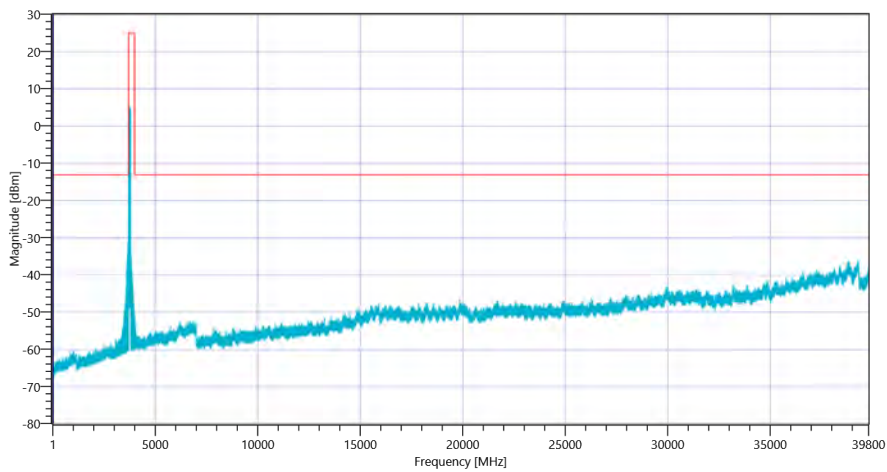
Test freq: low, UL[MHz]/CH 3750/0, CBW [MHz]: 100, RB_100PCT, Mod: 256QAM

READ SA SETTINGS:

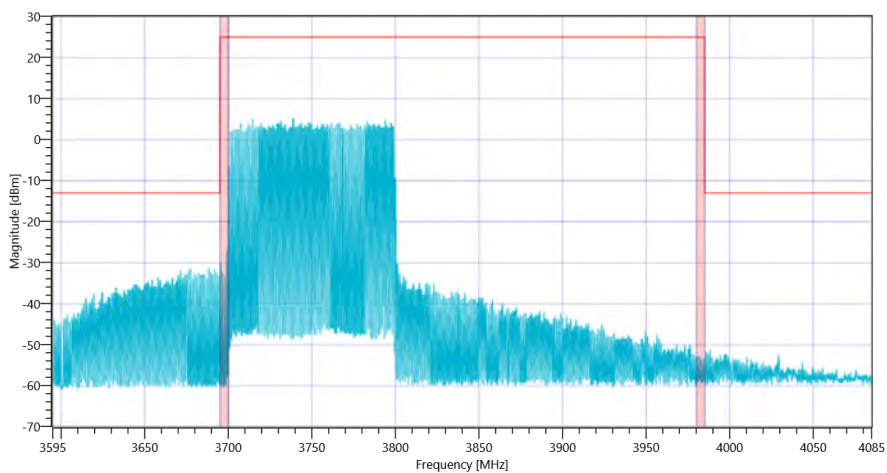
RefLevel [dBm] RefLevelOffset [dB] InpAtt [dB]	-7.03 0 10
Start [MHz] Stop [MHz]	1.000 401.000
RBW [MHz] VBW [MHz]	1.000000 3.000000
Detector TraceMode	POS MAXH
Sweep: Time [ms] Count Points per Section Type	1600 1 1001 SWE

RESULT Test freq: low, UL[MHz]/CH 3750/0, CBW [MHz]: 100, RB_100PCT, Mod: 256QAM

Test Description	Lower Limit	Upper Limit	Measured	Unit	Verdict
Peaks higher limit	---	0	0	no	PASS



FCC, ISED # TX Emissions conducted ~ NR Band_77_B Ant-1 SCS-30 3750 MHz



FCC, ISED # TX Emissions conducted ~ NR Band_77_B Ant-1 SCS-30 3750

General verdict

PASS

FCC, ISED # TX Emissions conducted ~ NR Band_77_B Ant-1 SCS-30

Test References	
TC Start	23.06.2022 17:32:38
Ambit Temp [°C] Humidity [rel%]	28.2 48
System Version	3.1.1.3
Test Specification	FCC, ISED -
Test Method	
TC Version	0.0.1
My Description	FCC/ISED MobileRadio TX Emissions conducted - NR Band_77_B
Add. Information	

Test Parameter	
Technology to test	NR
Band	Band_77_B
SCS [kHz]	30
Waveform	CPOFDM
Antenna Port used	1
Temperature	nom
Voltage	nom
Frequency low to test	True
Frequency mid to test	False
Frequency high to test	False
Auto Control enabled Power Supply Climatic Box	No No
Additional Path Loss [dB]	0
Switched Path	None

Test Equipment	
Signal analyzer,Rohde&Schwarz,FSV-40,1307.9002K40/101042,3.70	

Test at BW [MHz]: 100

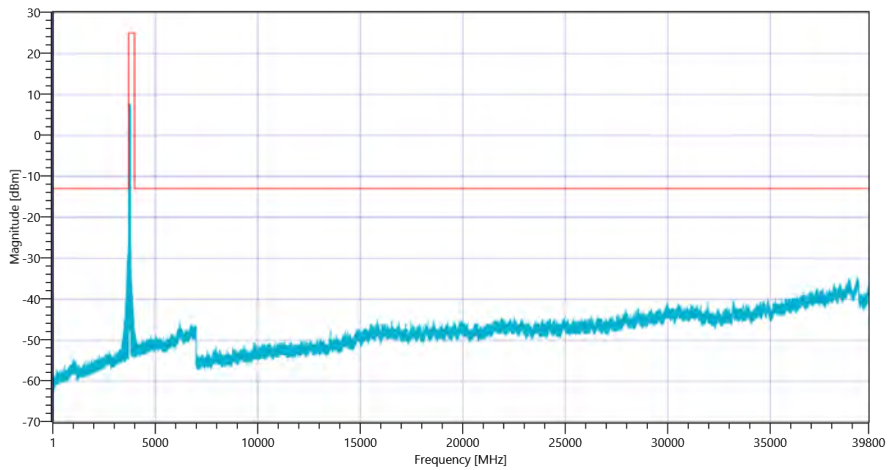
Test freq: low, UL[MHz]/CH 3750/0, CBW [MHz]: 100, RB_100PCT, Mod: 64QAM

READ SA SETTINGS:

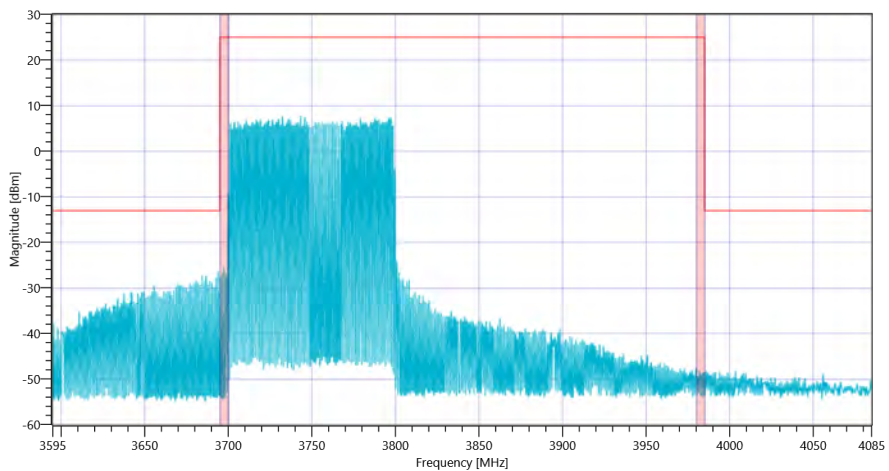
RefLevel [dBm] RefLevelOffset [dB] InpAtt [dB]	-3.74 0 15
Start [MHz] Stop [MHz]	1.000 401.000
RBW [MHz] VBW [MHz]	1.000000 3.000000
Detector TraceMode	POS MAXH
Sweep: Time [ms] Count Points per Section Type	1600 1 1001 SWE

RESULT Test freq: low, UL[MHz]/CH 3750/0, CBW [MHz]: 100, RB_100PCT, Mod: 64QAM

Test Description	Lower Limit	Upper Limit	Measured	Unit	Verdict
Peaks higher limit	---	0	0	no	PASS



FCC, ISED # TX Emissions conducted ~ NR Band_77_B Ant-1 SCS-30 3750 MHz



FCC, ISED # TX Emissions conducted ~ NR Band_77_B Ant-1 SCS-30 3750

General verdict

PASS

FCC, ISED # TX Emissions conducted ~ NR Band_77_B Ant-1 SCS-30

Test References	
TC Start	23.06.2022 17:27:26
Ambit Temp [°C] Humidity [rel%]	28.2 48
System Version	3.1.1.3
Test Specification	FCC, ISED -
Test Method	
TC Version	0.0.1
My Description	FCC/ISED MobileRadio TX Emissions conducted - NR Band_77_B
Add. Information	

Test Parameter	
Technology to test	NR
Band	Band_77_B
SCS [kHz]	30
Waveform	CPOFDM
Antenna Port used	1
Temperature	nom
Voltage	nom
Frequency low to test	True
Frequency mid to test	False
Frequency high to test	False
Auto Control enabled Power Supply Climatic Box	No No
Additional Path Loss [dB]	0
Switched Path	None

Test Equipment	
Signal analyzer,Rohde&Schwarz,FSV-40,1307.9002K40/101042,3.70	

Test at BW [MHz]: 100

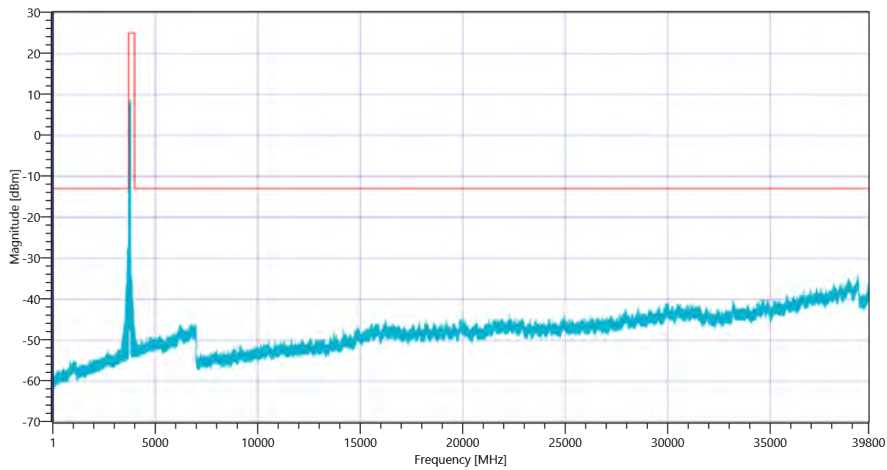
Test freq: low, UL[MHz]/CH 3750/0, CBW [MHz]: 100, RB_100PCT, Mod: 16QAM

READ SA SETTINGS:

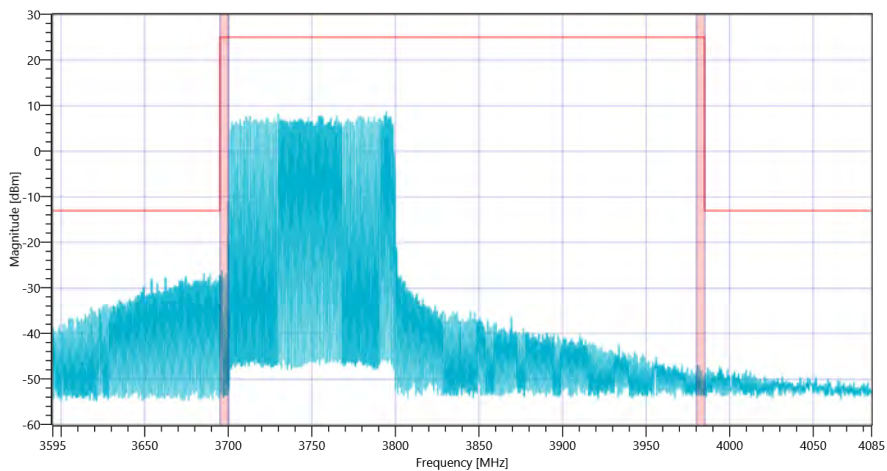
RefLevel [dBm] RefLevelOffset [dB] InpAtt [dB]	-2.72 0 15
Start [MHz] Stop [MHz]	1.000 401.000
RBW [MHz] VBW [MHz]	1.000000 3.000000
Detector TraceMode	POS MAXH
Sweep: Time [ms] Count Points per Section Type	1600 1 1001 SWE

RESULT Test freq: low, UL[MHz]/CH 3750/0, CBW [MHz]: 100, RB_100PCT, Mod: 16QAM

Test Description	Lower Limit	Upper Limit	Measured	Unit	Verdict
Peaks higher limit	---	0	0	no	PASS



FCC, ISED # TX Emissions conducted ~ NR Band_77_B Ant-1 SCS-30 3750 MHz



FCC, ISED # TX Emissions conducted ~ NR Band_77_B Ant-1 SCS-30 3750

General verdict

PASS

FCC, ISED # TX Emissions conducted ~ NR Band_77_B Ant-1 SCS-30

Test References	
TC Start	23.06.2022 17:22:13
Ambit Temp [°C] Humidity [rel%]	28.2 48
System Version	3.1.1.3
Test Specification	FCC, ISED -
Test Method	
TC Version	0.0.1
My Description	FCC/ISED MobileRadio TX Emissions conducted - NR Band_77_B
Add. Information	

Test Parameter	
Technology to test	NR
Band	Band_77_B
SCS [kHz]	30
Waveform	CPOFDM
Antenna Port used	1
Temperature	nom
Voltage	nom
Frequency low to test	True
Frequency mid to test	False
Frequency high to test	False
Auto Control enabled Power Supply Climatic Box	No No
Additional Path Loss [dB]	0
Switched Path	None

Test Equipment	
Signal analyzer,Rohde&Schwarz,FSV-40,1307.9002K40/101042,3.70	

Test at BW [MHz]: 100

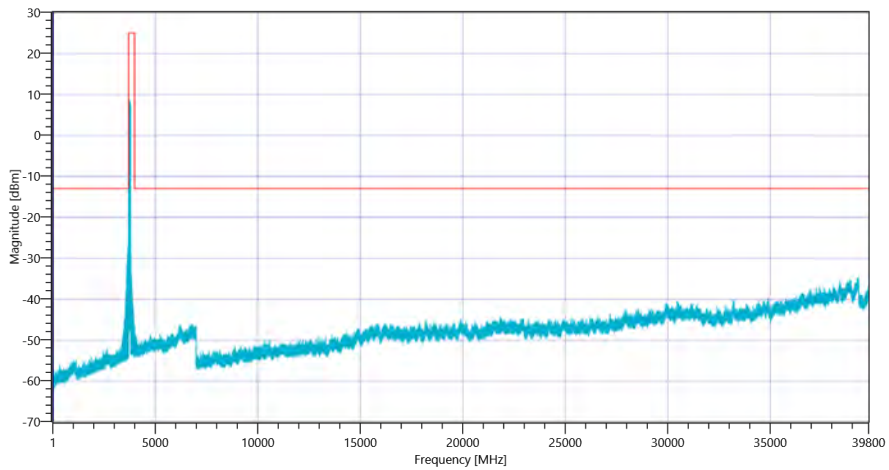
Test freq: low, UL[MHz]/CH 3750/0, CBW [MHz]: 100, RB_100PCT, Mod: QPSK

READ SA SETTINGS:

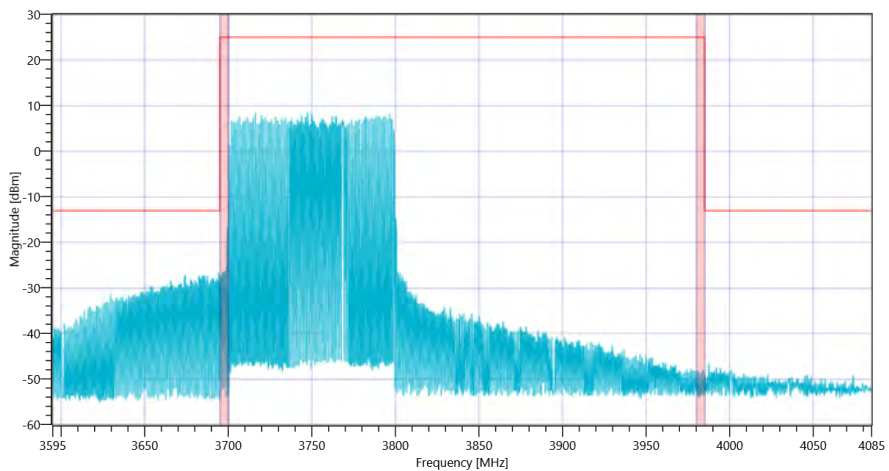
RefLevel [dBm] RefLevelOffset [dB] InpAtt [dB]	-3.52 0 15
Start [MHz] Stop [MHz]	1.000 401.000
RBW [MHz] VBW [MHz]	1.000000 3.000000
Detector TraceMode	POS MAXH
Sweep: Time [ms] Count Points per Section Type	1600 1 1001 SWE

RESULT Test freq: low, UL[MHz]/CH 3750/0, CBW [MHz]: 100, RB_100PCT, Mod: QPSK

Test Description	Lower Limit	Upper Limit	Measured	Unit	Verdict
Peaks higher limit	---	0	0	no	PASS



FCC, ISED # TX Emissions conducted ~ NR Band_77_B Ant-1 SCS-30 3750 MHz



FCC, ISED # TX Emissions conducted ~ NR Band_77_B Ant-1 SCS-30 3750

General verdict

PASS

FCC, ISED # TX Emissions conducted ~ NR Band_77_B Ant-1 SCS-30

Test References	
TC Start	23.06.2022 17:05:41
Ambit Temp [°C] Humidity [rel%]	28.1 48
System Version	3.1.1.3
Test Specification	FCC, ISED -
Test Method	
TC Version	0.0.1
My Description	FCC/ISED MobileRadio TX Emissions conducted - NR Band_77_B
Add. Information	

Test Parameter	
Technology to test	NR
Band	Band_77_B
SCS [kHz]	30
Waveform	CPOFDM
Antenna Port used	1
Temperature	nom
Voltage	nom
Frequency low to test	True
Frequency mid to test	False
Frequency high to test	False
Auto Control enabled Power Supply Climatic Box	No No
Additional Path Loss [dB]	0
Switched Path	None

Test Equipment	
Signal analyzer,Rohde&Schwarz,FSV-40,1307.9002K40/101042,3.70	

Test at BW [MHz]: 90

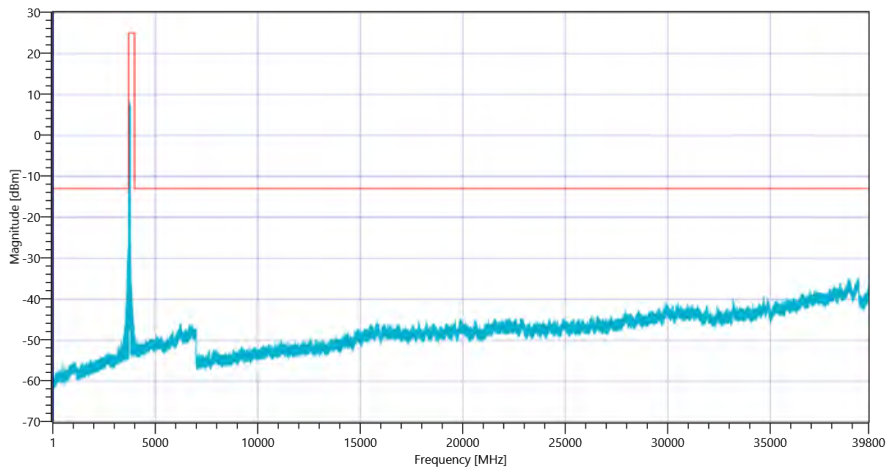
Test freq: low, UL[MHz]/CH 3745/0, CBW [MHz]: 90, RB_100PCT, Mod: 64QAM

READ SA SETTINGS:

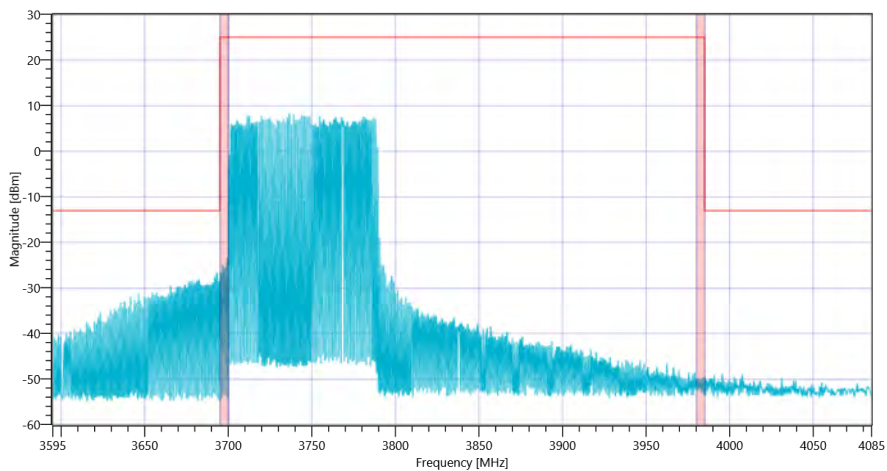
RefLevel [dBm] RefLevelOffset [dB] InpAtt [dB]	-3.99 0 15
Start [MHz] Stop [MHz]	1.000 401.000
RBW [MHz] VBW [MHz]	1.000000 3.000000
Detector TraceMode	POS MAXH
Sweep: Time [ms] Count Points per Section Type	1600 1 1001 SWE

RESULT Test freq: low, UL[MHz]/CH 3745/0, CBW [MHz]: 90, RB_100PCT, Mod: 64QAM

Test Description	Lower Limit	Upper Limit	Measured	Unit	Verdict
Peaks higher limit	---	0	0	no	PASS



FCC, ISED # TX Emissions conducted ~ NR Band_77_B Ant-1 SCS-30 3745 MHz



FCC, ISED # TX Emissions conducted ~ NR Band_77_B Ant-1 SCS-30 3745

General verdict

PASS

FCC, ISED # TX Emissions conducted ~ NR Band_77_B Ant-1 SCS-30

Test References	
TC Start	23.06.2022 17:00:29
Ambit Temp [°C] Humidity [rel%]	28.1 49
System Version	3.1.1.3
Test Specification	FCC, ISED -
Test Method	
TC Version	0.0.1
My Description	FCC/ISED MobileRadio TX Emissions conducted - NR Band_77_B
Add. Information	

Test Parameter	
Technology to test	NR
Band	Band_77_B
SCS [kHz]	30
Waveform	CPOFDM
Antenna Port used	1
Temperature	nom
Voltage	nom
Frequency low to test	True
Frequency mid to test	False
Frequency high to test	False
Auto Control enabled Power Supply Climatic Box	No No
Additional Path Loss [dB]	0
Switched Path	None

Test Equipment	
Signal analyzer,Rohde&Schwarz,FSV-40,1307.9002K40/101042,3.70	

Test at BW [MHz]: 90

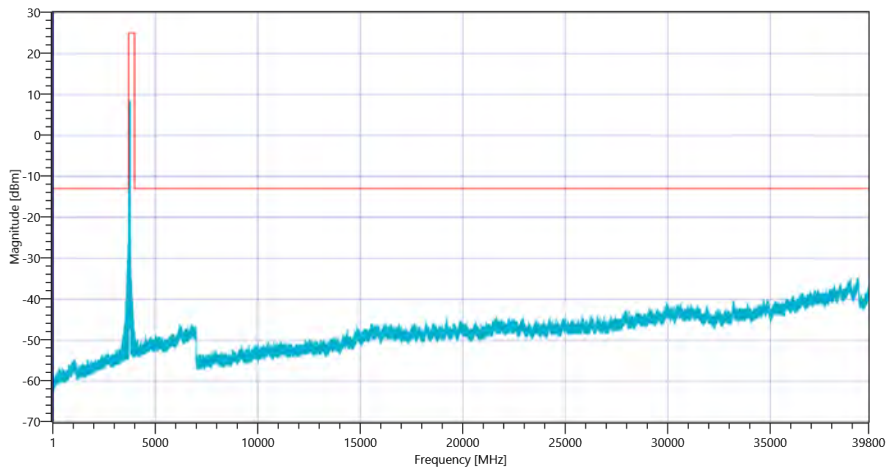
Test freq: low, UL[MHz]/CH 3745/0, CBW [MHz]: 90, RB_100PCT, Mod: 16QAM

READ SA SETTINGS:

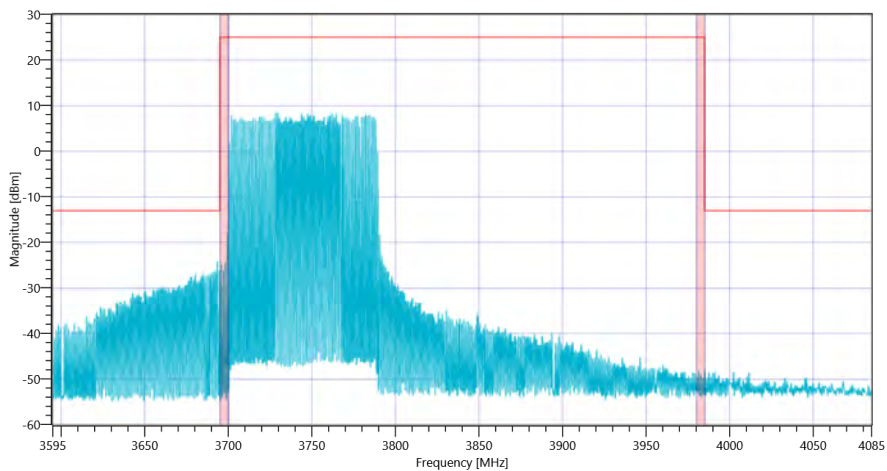
RefLevel [dBm] RefLevelOffset [dB] InpAtt [dB]	-3.75 0 15
Start [MHz] Stop [MHz]	1.000 401.000
RBW [MHz] VBW [MHz]	1.000000 3.000000
Detector TraceMode	POS MAXH
Sweep: Time [ms] Count Points per Section Type	1600 1 1001 SWE

RESULT Test freq: low, UL[MHz]/CH 3745/0, CBW [MHz]: 90, RB_100PCT, Mod: 16QAM

Test Description	Lower Limit	Upper Limit	Measured	Unit	Verdict
Peaks higher limit	---	0	0	no	PASS



FCC, ISED # TX Emissions conducted ~ NR Band_77_B Ant-1 SCS-30 3745 MHz



FCC, ISED # TX Emissions conducted ~ NR Band_77_B Ant-1 SCS-30 3745

General verdict

PASS

FCC, ISED # TX Emissions conducted ~ NR Band_77_B Ant-1 SCS-30

Test References	
TC Start	23.06.2022 16:55:01
Ambit Temp [°C] Humidity [rel%]	28.0 49
System Version	3.1.1.3
Test Specification	FCC, ISED -
Test Method	
TC Version	0.0.1
My Description	FCC/ISED MobileRadio TX Emissions conducted - NR Band_77_B
Add. Information	

Test Parameter	
Technology to test	NR
Band	Band_77_B
SCS [kHz]	30
Waveform	CPOFDM
Antenna Port used	1
Temperature	nom
Voltage	nom
Frequency low to test	True
Frequency mid to test	False
Frequency high to test	False
Auto Control enabled Power Supply Climatic Box	No No
Additional Path Loss [dB]	0
Switched Path	None

Test Equipment	
Signal analyzer,Rohde&Schwarz,FSV-40,1307.9002K40/101042,3.70	

Test at BW [MHz]: 90

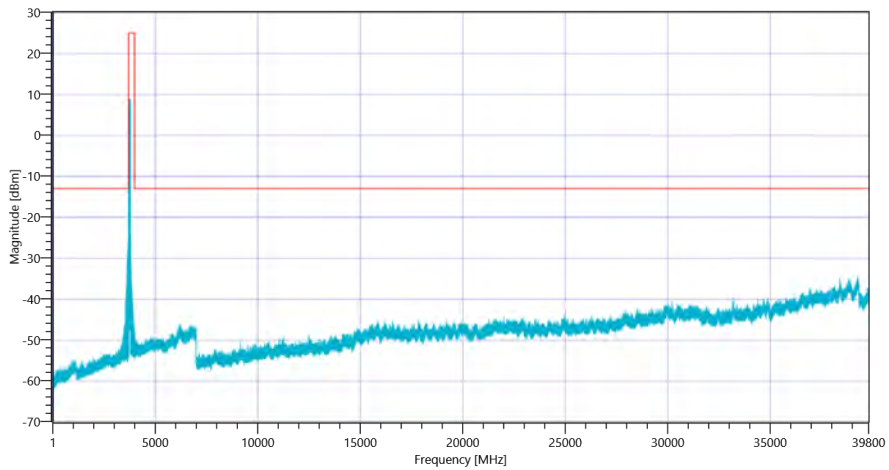
Test freq: low, UL[MHz]/CH 3745/0, CBW [MHz]: 90, RB_100PCT, Mod: QPSK

READ SA SETTINGS:

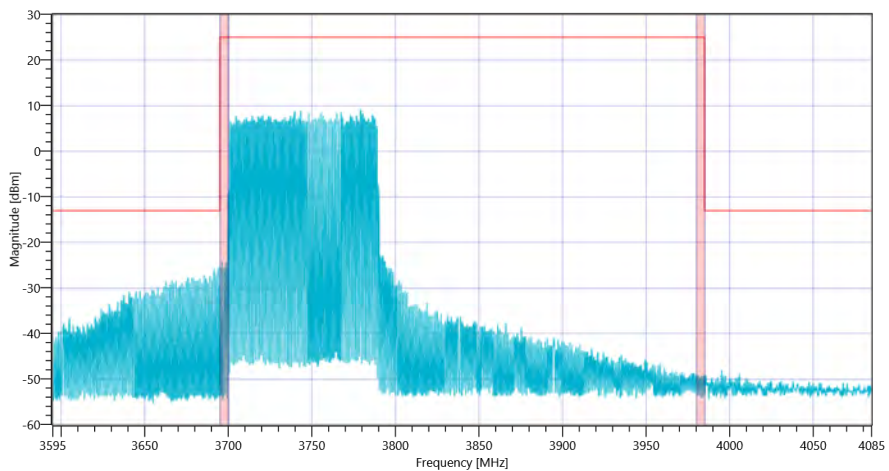
RefLevel [dBm] RefLevelOffset [dB] InpAtt [dB]	-2.74 0 15
Start [MHz] Stop [MHz]	1.000 401.000
RBW [MHz] VBW [MHz]	1.000000 3.000000
Detector TraceMode	POS MAXH
Sweep: Time [ms] Count Points per Section Type	1600 1 1001 SWE

RESULT Test freq: low, UL[MHz]/CH 3745/0, CBW [MHz]: 90, RB_100PCT, Mod: QPSK

Test Description	Lower Limit	Upper Limit	Measured	Unit	Verdict
Peaks higher limit	---	0	0	no	PASS



FCC, ISED # TX Emissions conducted ~ NR Band_77_B Ant-1 SCS-30 3745 MHz



FCC, ISED # TX Emissions conducted ~ NR Band_77_B Ant-1 SCS-30 3745

General verdict

PASS

FCC, ISED # TX Emissions conducted ~ NR Band_77_B Ant-1 SCS-30

Test References	
TC Start	23.06.2022 16:29:43
Ambit Temp [°C] Humidity [rel%]	28.1 49
System Version	3.1.1.3
Test Specification	FCC, ISED -
Test Method	
TC Version	0.0.1
My Description	FCC/ISED MobileRadio TX Emissions conducted - NR Band_77_B
Add. Information	

Test Parameter	
Technology to test	NR
Band	Band_77_B
SCS [kHz]	30
Waveform	CPOFDM
Antenna Port used	1
Temperature	nom
Voltage	nom
Frequency low to test	True
Frequency mid to test	False
Frequency high to test	False
Auto Control enabled Power Supply Climatic Box	No No
Additional Path Loss [dB]	0
Switched Path	None

Test Equipment	
Signal analyzer,Rohde&Schwarz,FSV-40,1307.9002K40/101042,3.70	

Test at BW [MHz]: 90

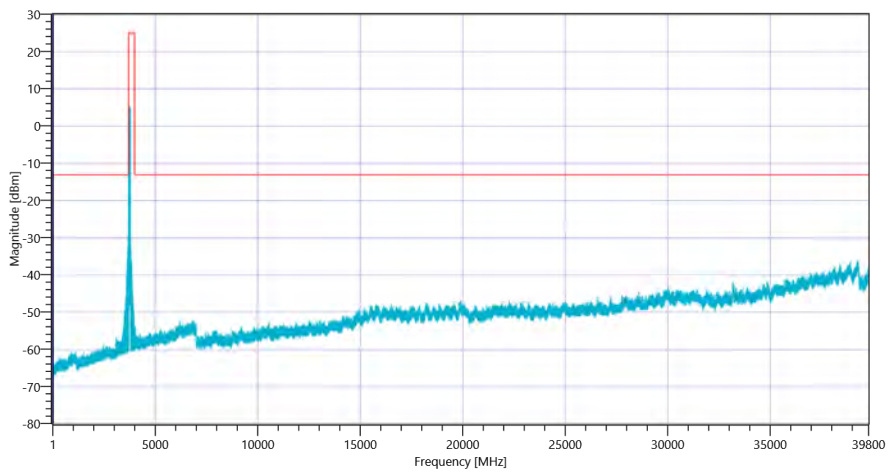
Test freq: low, UL[MHz]/CH 3745/0, CBW [MHz]: 90, RB_100PCT, Mod: 256QAM

READ SA SETTINGS:

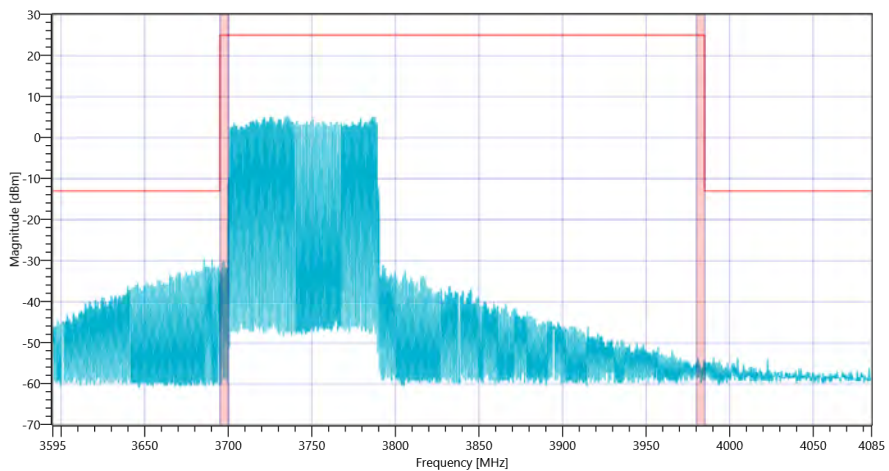
RefLevel [dBm] RefLevelOffset [dB] InpAtt [dB]	-6.49 0 10
Start [MHz] Stop [MHz]	1.000 401.000
RBW [MHz] VBW [MHz]	1.000000 3.000000
Detector TraceMode	POS MAXH
Sweep: Time [ms] Count Points per Section Type	1600 1 1001 SWE

RESULT Test freq: low, UL[MHz]/CH 3745/0, CBW [MHz]: 90, RB_100PCT, Mod: 256QAM

Test Description	Lower Limit	Upper Limit	Measured	Unit	Verdict
Peaks higher limit	---	0	0	no	PASS



FCC, ISED # TX Emissions conducted ~ NR Band_77_B Ant-1 SCS-30 3745 MHz



FCC, ISED # TX Emissions conducted ~ NR Band_77_B Ant-1 SCS-30 3745

General verdict

PASS

FCC, ISED # TX Emissions conducted ~ NR Band_77_B Ant-1 SCS-30

Test References	
TC Start	23.06.2022 16:19:58
Ambit Temp [°C] Humidity [rel%]	28.0 49
System Version	3.1.1.3
Test Specification	FCC, ISED -
Test Method	
TC Version	0.0.1
My Description	FCC/ISED MobileRadio TX Emissions conducted - NR Band_77_B
Add. Information	

Test Parameter	
Technology to test	NR
Band	Band_77_B
SCS [kHz]	30
Waveform	CPOFDM
Antenna Port used	1
Temperature	nom
Voltage	nom
Frequency low to test	True
Frequency mid to test	False
Frequency high to test	False
Auto Control enabled Power Supply Climatic Box	No No
Additional Path Loss [dB]	0
Switched Path	None

Test Equipment	
Signal analyzer,Rohde&Schwarz,FSV-40,1307.9002K40/101042,3.70	

Test at BW [MHz]: 80

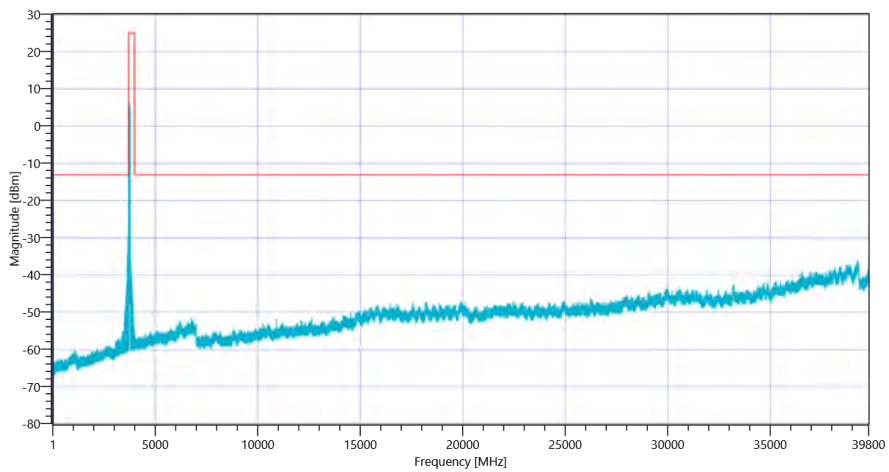
Test freq: low, UL[MHz]/CH 3740/0, CBW [MHz]: 80, RB_100PCT, Mod: 256QAM

READ SA SETTINGS:

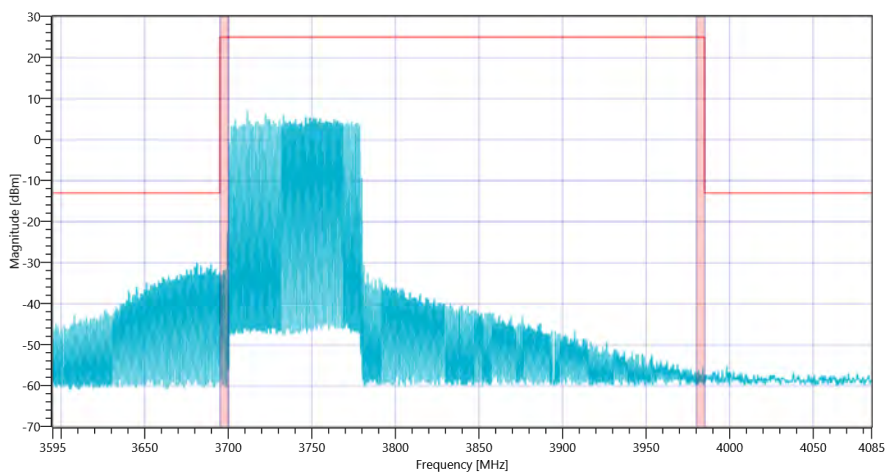
RefLevel [dBm] RefLevelOffset [dB] InpAtt [dB]	-6.39 0 10
Start [MHz] Stop [MHz]	1.000 401.000
RBW [MHz] VBW [MHz]	1.000000 3.000000
Detector TraceMode	POS MAXH
Sweep: Time [ms] Count Points per Section Type	1600 1 1001 SWE

RESULT Test freq: low, UL[MHz]/CH 3740/0, CBW [MHz]: 80, RB_100PCT, Mod: 256QAM

Test Description	Lower Limit	Upper Limit	Measured	Unit	Verdict
Peaks higher limit	---	0	0	no	PASS



FCC, ISED # TX Emissions conducted ~ NR Band_77_B Ant-1 SCS-30 3740 MHz



FCC, ISED # TX Emissions conducted ~ NR Band_77_B Ant-1 SCS-30 3740

General verdict

PASS

FCC, ISED # TX Emissions conducted ~ NR Band_77_B Ant-1 SCS-30

Test References	
TC Start	23.06.2022 16:14:45
Ambit Temp [°C] Humidity [rel%]	28.0 49
System Version	3.1.1.3
Test Specification	FCC, ISED -
Test Method	
TC Version	0.0.1
My Description	FCC/ISED MobileRadio TX Emissions conducted - NR Band_77_B
Add. Information	

Test Parameter	
Technology to test	NR
Band	Band_77_B
SCS [kHz]	30
Waveform	CPOFDM
Antenna Port used	1
Temperature	nom
Voltage	nom
Frequency low to test	True
Frequency mid to test	False
Frequency high to test	False
Auto Control enabled Power Supply Climatic Box	No No
Additional Path Loss [dB]	0
Switched Path	None

Test Equipment	
Signal analyzer,Rohde&Schwarz,FSV-40,1307.9002K40/101042,3.70	

Test at BW [MHz]: 80

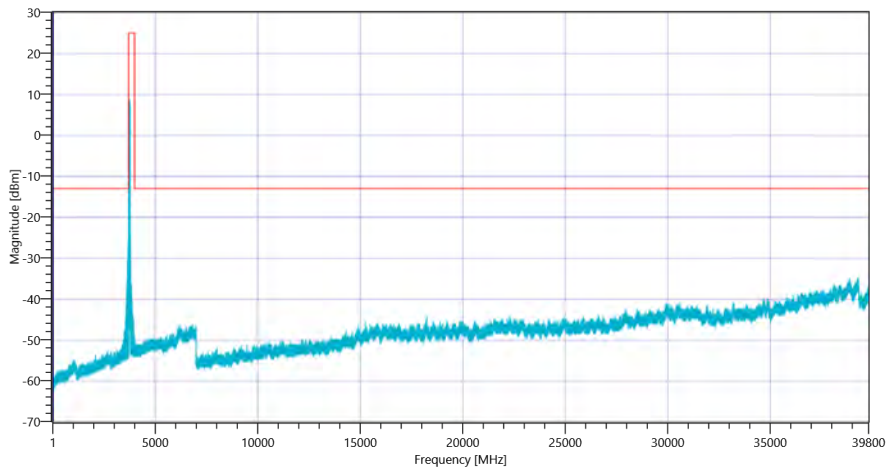
Test freq: low, UL[MHz]/CH 3740/0, CBW [MHz]: 80, RB_100PCT, Mod: 64QAM

READ SA SETTINGS:

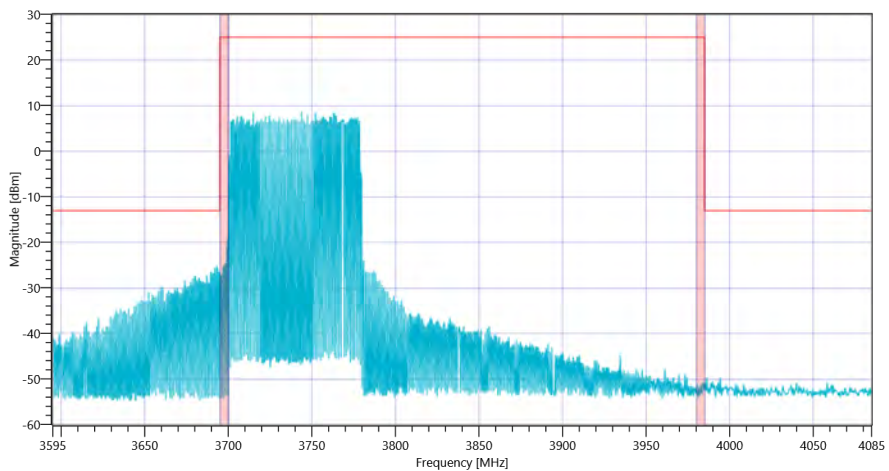
RefLevel [dBm] RefLevelOffset [dB] InpAtt [dB]	-2.76 0 15
Start [MHz] Stop [MHz]	1.000 401.000
RBW [MHz] VBW [MHz]	1.000000 3.000000
Detector TraceMode	POS MAXH
Sweep: Time [ms] Count Points per Section Type	1600 1 1001 SWE

RESULT Test freq: low, UL[MHz]/CH 3740/0, CBW [MHz]: 80, RB_100PCT, Mod: 64QAM

Test Description	Lower Limit	Upper Limit	Measured	Unit	Verdict
Peaks higher limit	---	0	0	no	PASS



FCC, ISED # TX Emissions conducted ~ NR Band_77_B Ant-1 SCS-30 3740 MHz



FCC, ISED # TX Emissions conducted ~ NR Band_77_B Ant-1 SCS-30 3740

General verdict

PASS

FCC, ISED # TX Emissions conducted ~ NR Band_77_B Ant-1 SCS-30

Test References	
TC Start	23.06.2022 16:09:33
Ambit Temp [°C] Humidity [rel%]	28.0 49
System Version	3.1.1.3
Test Specification	FCC, ISED -
Test Method	
TC Version	0.0.1
My Description	FCC/ISED MobileRadio TX Emissions conducted - NR Band_77_B
Add. Information	

Test Parameter	
Technology to test	NR
Band	Band_77_B
SCS [kHz]	30
Waveform	CPOFDM
Antenna Port used	1
Temperature	nom
Voltage	nom
Frequency low to test	True
Frequency mid to test	False
Frequency high to test	False
Auto Control enabled Power Supply Climatic Box	No No
Additional Path Loss [dB]	0
Switched Path	None

Test Equipment	
Signal analyzer,Rohde&Schwarz,FSV-40,1307.9002K40/101042,3.70	

Test at BW [MHz]: 80

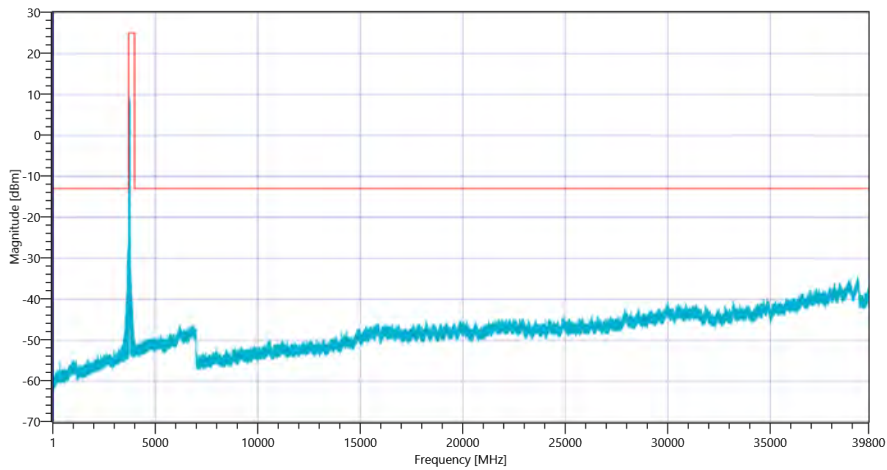
Test freq: low, UL[MHz]/CH 3740/0, CBW [MHz]: 80, RB_100PCT, Mod: 16QAM

READ SA SETTINGS:

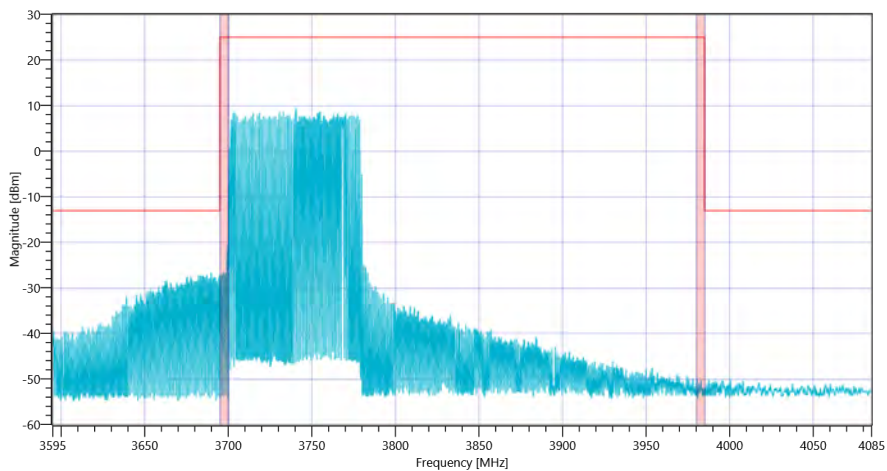
RefLevel [dBm] RefLevelOffset [dB] InpAtt [dB]	-1.63 0 15
Start [MHz] Stop [MHz]	1.000 401.000
RBW [MHz] VBW [MHz]	1.000000 3.000000
Detector TraceMode	POS MAXH
Sweep: Time [ms] Count Points per Section Type	1600 1 1001 SWE

RESULT Test freq: low, UL[MHz]/CH 3740/0, CBW [MHz]: 80, RB_100PCT, Mod: 16QAM

Test Description	Lower Limit	Upper Limit	Measured	Unit	Verdict
Peaks higher limit	---	0	0	no	PASS



FCC, ISED # TX Emissions conducted ~ NR Band_77_B Ant-1 SCS-30 3740 MHz



FCC, ISED # TX Emissions conducted ~ NR Band_77_B Ant-1 SCS-30 3740

General verdict

PASS

FCC, ISED # TX Emissions conducted ~ NR Band_77_B Ant-1 SCS-30

Test References	
TC Start	23.06.2022 16:04:21
Ambit Temp [°C] Humidity [rel%]	28.0 49
System Version	3.1.1.3
Test Specification	FCC, ISED -
Test Method	
TC Version	0.0.1
My Description	FCC/ISED MobileRadio TX Emissions conducted - NR Band_77_B
Add. Information	

Test Parameter	
Technology to test	NR
Band	Band_77_B
SCS [kHz]	30
Waveform	CPOFDM
Antenna Port used	1
Temperature	nom
Voltage	nom
Frequency low to test	True
Frequency mid to test	False
Frequency high to test	False
Auto Control enabled Power Supply Climatic Box	No No
Additional Path Loss [dB]	0
Switched Path	None

Test Equipment	
Signal analyzer,Rohde&Schwarz,FSV-40,1307.9002K40/101042,3.70	

Test at BW [MHz]: 80

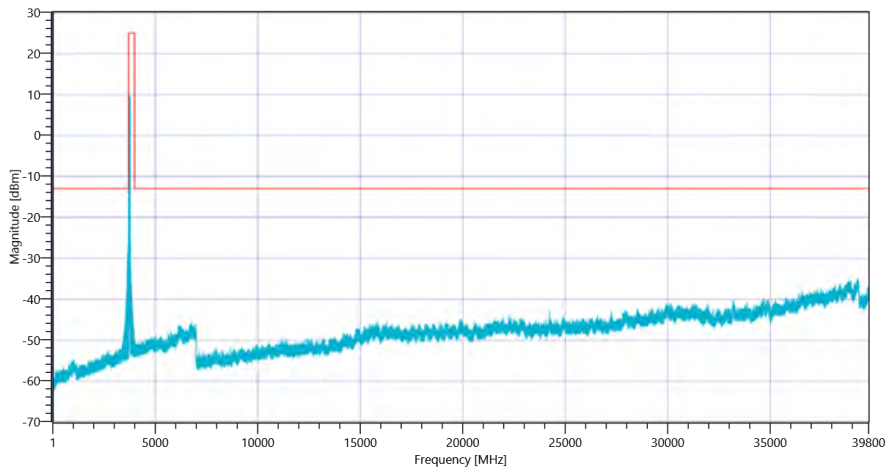
Test freq: low, UL[MHz]/CH 3740/0, CBW [MHz]: 80, RB_100PCT, Mod: QPSK

READ SA SETTINGS:

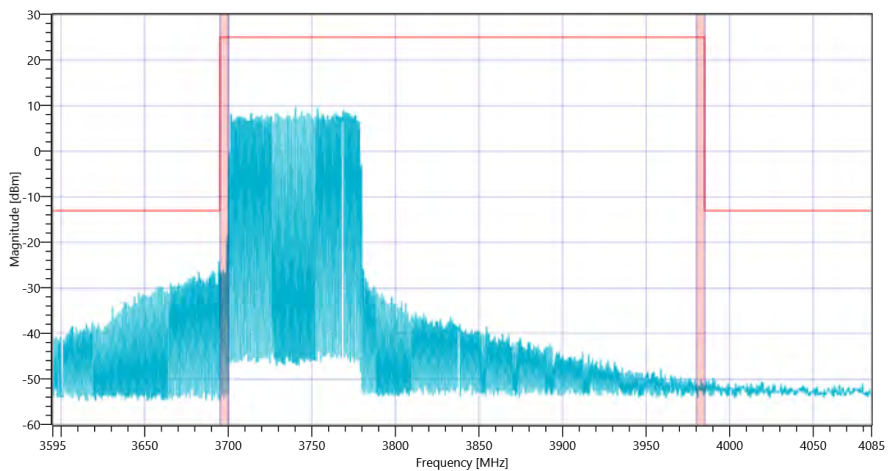
RefLevel [dBm] RefLevelOffset [dB] InpAtt [dB]	-2.87 0 15
Start [MHz] Stop [MHz]	1.000 401.000
RBW [MHz] VBW [MHz]	1.000000 3.000000
Detector TraceMode	POS MAXH
Sweep: Time [ms] Count Points per Section Type	1600 1 1001 SWE

RESULT Test freq: low, UL[MHz]/CH 3740/0, CBW [MHz]: 80, RB_100PCT, Mod: QPSK

Test Description	Lower Limit	Upper Limit	Measured	Unit	Verdict
Peaks higher limit	---	0	0	no	PASS



FCC, ISED # TX Emissions conducted ~ NR Band_77_B Ant-1 SCS-30 3740 MHz



FCC, ISED # TX Emissions conducted ~ NR Band_77_B Ant-1 SCS-30 3740

General verdict

PASS

FCC, ISED # TX Emissions conducted ~ NR Band_77_B Ant-1 SCS-30

Test References	
TC Start	23.06.2022 15:50:21
Ambit Temp [°C] Humidity [rel%]	27.9 50
System Version	3.1.1.3
Test Specification	FCC, ISED -
Test Method	
TC Version	0.0.1
My Description	FCC/ISED MobileRadio TX Emissions conducted - NR Band_77_B
Add. Information	

Test Parameter	
Technology to test	NR
Band	Band_77_B
SCS [kHz]	30
Waveform	CPOFDM
Antenna Port used	1
Temperature	nom
Voltage	nom
Frequency low to test	True
Frequency mid to test	False
Frequency high to test	False
Auto Control enabled Power Supply Climatic Box	No No
Additional Path Loss [dB]	0
Switched Path	None

Test Equipment	
Signal analyzer,Rohde&Schwarz,FSV-40,1307.9002K40/101042,3.70	

Test at BW [MHz]: 70

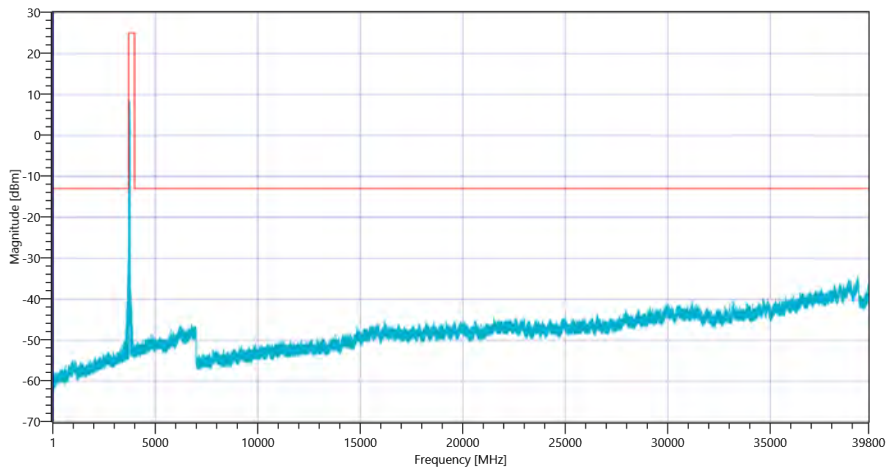
Test freq: low, UL[MHz]/CH 3735/0, CBW [MHz]: 70, RB_100PCT, Mod: 256QAM

READ SA SETTINGS:

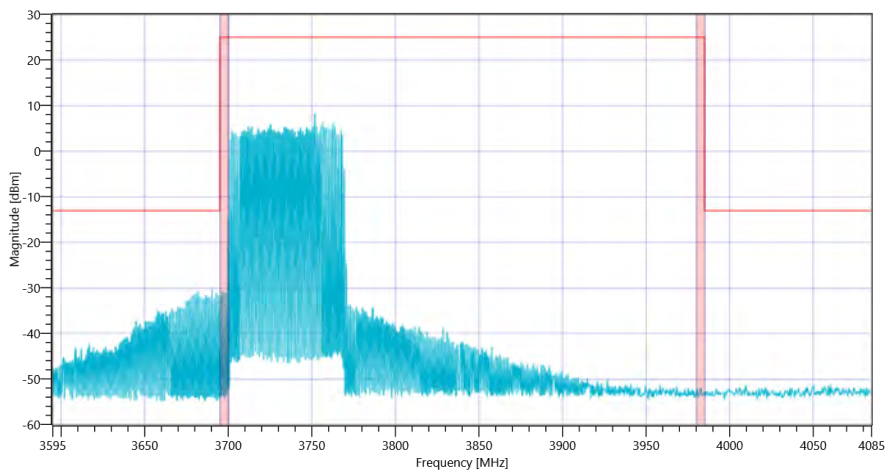
RefLevel [dBm] RefLevelOffset [dB] InpAtt [dB]	-2.92 0 15
Start [MHz] Stop [MHz]	1.000 401.000
RBW [MHz] VBW [MHz]	1.000000 3.000000
Detector TraceMode	POS MAXH
Sweep: Time [ms] Count Points per Section Type	1600 1 1001 SWE

RESULT Test freq: low, UL[MHz]/CH 3735/0, CBW [MHz]: 70, RB_100PCT, Mod: 256QAM

Test Description	Lower Limit	Upper Limit	Measured	Unit	Verdict
Peaks higher limit	---	0	0	no	PASS



FCC, ISED # TX Emissions conducted ~ NR Band_77_B Ant-1 SCS-30 3735 MHz



FCC, ISED # TX Emissions conducted ~ NR Band_77_B Ant-1 SCS-30 3735

General verdict

PASS

FCC, ISED # TX Emissions conducted ~ NR Band_77_B Ant-1 SCS-30

Test References	
TC Start	23.06.2022 15:45:09
Ambit Temp [°C] Humidity [rel%]	27.9 50
System Version	3.1.1.3
Test Specification	FCC, ISED -
Test Method	
TC Version	0.0.1
My Description	FCC/ISED MobileRadio TX Emissions conducted - NR Band_77_B
Add. Information	

Test Parameter	
Technology to test	NR
Band	Band_77_B
SCS [kHz]	30
Waveform	CPOFDM
Antenna Port used	1
Temperature	nom
Voltage	nom
Frequency low to test	True
Frequency mid to test	False
Frequency high to test	False
Auto Control enabled Power Supply Climatic Box	No No
Additional Path Loss [dB]	0
Switched Path	None

Test Equipment	
Signal analyzer,Rohde&Schwarz,FSV-40,1307.9002K40/101042,3.70	