

Measurement Results

No.1-3977/22-02-11_Annex_MR_A2

Test logging

This document is electronically signed and valid without handwritten signature.
For verification of the electronic signatures, the public keys can be requested at the testing laboratory.

Test/s performed:

Andreas Luckenbill
Head of Department
Radio Communications

Table of Content

EUT Information	9
FCC, ISED # Block edge conducted ~ NR Band_77_B Ant-1 SCS-30	10
FCC, ISED # Block edge conducted ~ NR Band_77_B Ant-1 SCS-30	15
FCC, ISED # Block edge conducted ~ NR Band_77_B Ant-1 SCS-30	20
FCC, ISED # Block edge conducted ~ NR Band_77_B Ant-1 SCS-30	25
FCC, ISED # Block edge conducted ~ NR Band_77_B Ant-1 SCS-30	30
FCC, ISED # Block edge conducted ~ NR Band_77_B Ant-1 SCS-30	35
FCC, ISED # Block edge conducted ~ NR Band_77_B Ant-1 SCS-30	40
FCC, ISED # Block edge conducted ~ NR Band_77_B Ant-2 SCS-30	45
FCC, ISED # Block edge conducted ~ NR Band_77_B Ant-2 SCS-30	50
FCC, ISED # Block edge conducted ~ NR Band_77_B Ant-2 SCS-30	55
FCC, ISED # Block edge conducted ~ NR Band_77_B Ant-2 SCS-30	60
FCC, ISED # Block edge conducted ~ NR Band_77_B Ant-2 SCS-30	65
FCC, ISED # Block edge conducted ~ NR Band_77_B Ant-2 SCS-30	70
FCC, ISED # Block edge conducted ~ NR Band_77_B Ant-2 SCS-30	75
FCC, ISED # Block edge conducted ~ NR Band_77_B Ant-2 SCS-30	80
FCC, ISED # Block edge conducted ~ NR Band_77_B Ant-2 SCS-30	85
FCC, ISED # Block edge conducted ~ NR Band_77_B Ant-2 SCS-30	90
FCC, ISED # Block edge conducted ~ NR Band_77_B Ant-2 SCS-30	95
FCC, ISED # Block edge conducted ~ NR Band_77_B Ant-2 SCS-30	100
FCC, ISED # Block edge conducted ~ NR Band_77_B Ant-2 SCS-30	105
FCC, ISED # Block edge conducted ~ NR Band_77_B Ant-2 SCS-30	110
FCC, ISED # Block edge conducted ~ NR Band_77_B Ant-2 SCS-30	115
FCC, ISED # Block edge conducted ~ NR Band_77_B Ant-2 SCS-30	120
FCC, ISED # Block edge conducted ~ NR Band_77_B Ant-2 SCS-30	125
FCC, ISED # Block edge conducted ~ NR Band_77_B Ant-2 SCS-30	130
FCC, ISED # Block edge conducted ~ NR Band_77_B Ant-2 SCS-30	135
FCC, ISED # Block edge conducted ~ NR Band_77_B Ant-2 SCS-30	140
FCC, ISED # Block edge conducted ~ NR Band_77_B Ant-1 SCS-30	145
FCC, ISED # Block edge conducted ~ NR Band_77_B Ant-1 SCS-30	150
FCC, ISED # Block edge conducted ~ NR Band_77_B Ant-1 SCS-30	155
FCC, ISED # Block edge conducted ~ NR Band_77_B Ant-1 SCS-30	160
FCC, ISED # Block edge conducted ~ NR Band_77_B Ant-1 SCS-30	162
FCC, ISED # Block edge conducted ~ NR Band_77_B Ant-1 SCS-30	164
FCC, ISED # Block edge conducted ~ NR Band_77_B Ant-1 SCS-30	169
FCC, ISED # Block edge conducted ~ NR Band_77_B Ant-1 SCS-30	174
FCC, ISED # Block edge conducted ~ NR Band_77_B Ant-1 SCS-30	179
FCC, ISED # Block edge conducted ~ NR Band_77_B Ant-1 SCS-30	184
FCC, ISED # Block edge conducted ~ NR Band_77_B Ant-1 SCS-30	189
FCC, ISED # Block edge conducted ~ NR Band_77_B Ant-1 SCS-30	194
FCC, ISED # Block edge conducted ~ NR Band_77_B Ant-1 SCS-30	199
FCC, ISED # Block edge conducted ~ NR Band_77_B Ant-1 SCS-30	204
FCC, ISED # Block edge conducted ~ NR Band_77_B Ant-1 SCS-30	209

FCC, ISED # TX Emissions conducted ~ NR Band_77_B Ant-2 SCS-30	375
FCC, ISED # TX Emissions conducted ~ NR Band_77_B Ant-2 SCS-30	380
FCC, ISED # TX Emissions conducted ~ NR Band_77_B Ant-2 SCS-30	385
FCC, ISED # TX Emissions conducted ~ NR Band_77_B Ant-2 SCS-30	390
FCC, ISED # TX Emissions conducted ~ NR Band_77_B Ant-2 SCS-30	395
FCC, ISED # TX Emissions conducted ~ NR Band_77_B Ant-2 SCS-30	400
FCC, ISED # TX Emissions conducted ~ NR Band_77_B Ant-1 SCS-30	405
FCC, ISED # TX Emissions conducted ~ NR Band_77_B Ant-1 SCS-30	410
FCC, ISED # TX Emissions conducted ~ NR Band_77_B Ant-1 SCS-30	415
FCC, ISED # TX Emissions conducted ~ NR Band_77_B Ant-2 SCS-30	420
FCC, ISED # TX Emissions conducted ~ NR Band_77_B Ant-1 SCS-30	461
FCC, ISED # TX Emissions conducted ~ NR Band_77_B Ant-1 SCS-30	463
FCC, ISED # TX Emissions conducted ~ NR Band_77_B Ant-1 SCS-30	465
FCC, ISED # TX Emissions conducted ~ NR Band_77_B Ant-1 SCS-30	467
FCC, ISED # TX Emissions conducted ~ NR Band_77_B Ant-1 SCS-30	469
FCC, ISED # TX Emissions conducted ~ NR Band_77_B Ant-1 SCS-30	471
FCC, ISED # TX Emissions conducted ~ NR Band_77_B Ant-1 SCS-30	473
FCC, ISED # TX Emissions conducted ~ NR Band_77_B Ant-1 SCS-30	475
FCC, ISED # TX Emissions conducted ~ NR Band_77_B Ant-1 SCS-30	477
FCC, ISED # TX Emissions conducted ~ NR Band_77_B Ant-1 SCS-30	479
FCC, ISED # TX Emissions conducted ~ NR Band_77_B Ant-1 SCS-30	481
FCC, ISED # TX Emissions conducted ~ NR Band_77_B Ant-1 SCS-30	483
FCC, ISED # TX Emissions conducted ~ NR Band_77_B Ant-1 SCS-30	485
FCC, ISED # TX Emissions conducted ~ NR Band_77_B Ant-1 SCS-30	487
FCC, ISED # TX Emissions conducted ~ NR Band_77_B Ant-1 SCS-30	489
FCC, ISED # TX Emissions conducted ~ NR Band_77_B Ant-1 SCS-30	491
FCC, ISED # TX Emissions conducted ~ NR Band_77_B Ant-1 SCS-30	493
FCC, ISED # TX Emissions conducted ~ NR Band_77_B Ant-1 SCS-30	495
FCC, ISED # TX Emissions conducted ~ NR Band_77_B Ant-1 SCS-30	497
FCC, ISED # TX Emissions conducted ~ NR Band_77_B Ant-1 SCS-30	499
FCC, ISED # TX Emissions conducted ~ NR Band_77_B Ant-1 SCS-30	501
FCC, ISED # TX Emissions conducted ~ NR Band_77_B Ant-1 SCS-30	503
FCC, ISED # TX Emissions conducted ~ NR Band_77_B Ant-1 SCS-30	505
FCC, ISED # TX Emissions conducted ~ NR Band_77_B Ant-1 SCS-30	507
FCC, ISED # TX Emissions conducted ~ NR Band_77_B Ant-1 SCS-30	509
FCC, ISED # TX Emissions conducted ~ NR Band_77_B Ant-1 SCS-30	511
FCC, ISED # TX Emissions conducted ~ NR Band_77_B Ant-1 SCS-30	513
FCC, ISED # TX Emissions conducted ~ NR Band_77_B Ant-1 SCS-30	515
FCC, ISED # TX Emissions conducted ~ NR Band_77_B Ant-1 SCS-30	517
FCC, ISED # TX Emissions conducted ~ NR Band_77_B Ant-1 SCS-30	519
FCC, ISED # TX Emissions conducted ~ NR Band_77_B Ant-1 SCS-30	521
FCC, ISED # TX Emissions conducted ~ NR Band_77_B Ant-1 SCS-30	523
FCC, ISED # TX Emissions conducted ~ NR Band_77_B Ant-1 SCS-30	525
FCC, ISED # TX Emissions conducted ~ NR Band_77_B Ant-1 SCS-30	527

FCC, ISED # TX Emissions conducted ~ NR Band_77_B Ant-1 SCS-30	617
FCC, ISED # TX Emissions conducted ~ NR Band_77_B Ant-1 SCS-30	619
FCC, ISED # TX Emissions conducted ~ NR Band_77_B Ant-1 SCS-30	621
FCC, ISED # TX Emissions conducted ~ NR Band_77_B Ant-1 SCS-30	623
FCC, ISED # TX Emissions conducted ~ NR Band_77_B Ant-1 SCS-30	625
FCC, ISED # TX Emissions conducted ~ NR Band_77_B Ant-1 SCS-30	627
FCC, ISED # TX Emissions conducted ~ NR Band_77_B Ant-1 SCS-30	629
FCC, ISED # TX Emissions conducted ~ NR Band_77_B Ant-1 SCS-30	631
FCC, ISED # TX Emissions conducted ~ NR Band_77_B Ant-1 SCS-30	633
FCC, ISED # TX Emissions conducted ~ NR Band_77_B Ant-1 SCS-30	635
FCC, ISED # TX Emissions conducted ~ NR Band_77_B Ant-1 SCS-30	637
FCC, ISED # TX Emissions conducted ~ NR Band_77_B Ant-1 SCS-30	639
FCC, ISED # TX Emissions conducted ~ NR Band_77_B Ant-1 SCS-30	641
FCC, ISED # TX Emissions conducted ~ NR Band_77_B Ant-1 SCS-30	643
FCC, ISED # TX Emissions conducted ~ NR Band_77_B Ant-1 SCS-30	645
FCC, ISED # TX Emissions conducted ~ NR Band_77_B Ant-1 SCS-30	647
FCC, ISED # TX Emissions conducted ~ NR Band_77_B Ant-1 SCS-30	649
FCC, ISED # TX Emissions conducted ~ NR Band_77_B Ant-1 SCS-30	651
FCC, ISED # TX Emissions conducted ~ NR Band_77_B Ant-1 SCS-30	653
FCC, ISED # TX Emissions conducted ~ NR Band_77_B Ant-1 SCS-30	655
FCC, ISED # TX Emissions conducted ~ NR Band_77_B Ant-1 SCS-30	657
FCC, ISED # TX Emissions conducted ~ NR Band_77_B Ant-1 SCS-30	659
FCC, ISED # TX Emissions conducted ~ NR Band_77_B Ant-1 SCS-30	661
FCC, ISED # TX Emissions conducted ~ NR Band_77_B Ant-1 SCS-30	663
FCC, ISED # TX Emissions conducted ~ NR Band_77_B Ant-1 SCS-30	665
FCC, ISED # TX Emissions conducted ~ NR Band_77_B Ant-1 SCS-30	667
FCC, ISED # TX Emissions conducted ~ NR Band_77_B Ant-1 SCS-30	669
FCC, ISED # TX Emissions conducted ~ NR Band_77_B Ant-1 SCS-30	671
FCC, ISED # TX Emissions conducted ~ NR Band_77_B Ant-1 SCS-30	673
FCC, ISED # TX Emissions conducted ~ NR Band_77_B Ant-1 SCS-30	675
FCC, ISED # TX Emissions conducted ~ NR Band_77_B Ant-1 SCS-30	677
FCC, ISED # TX Emissions conducted ~ NR Band_77_B Ant-1 SCS-30	679
FCC, ISED # TX Emissions conducted ~ NR Band_77_B Ant-1 SCS-30	681
FCC, ISED # TX Emissions conducted ~ NR Band_77_B Ant-1 SCS-30	683
FCC, ISED # TX Emissions conducted ~ NR Band_77_B Ant-1 SCS-30	685
FCC, ISED # TX Emissions conducted ~ NR Band_77_B Ant-1 SCS-30	687
FCC, ISED # TX Emissions conducted ~ NR Band_77_B Ant-1 SCS-30	689
FCC, ISED # Bandwidth 99PCT and 26dB ~ NR Band_77_B Ant-1 SCS-30	691
FCC, ISED # Bandwidth 99PCT and 26dB ~ NR Band_77_B Ant-1 SCS-30	697
FCC, ISED # Bandwidth 99PCT and 26dB ~ NR Band_77_B Ant-1 SCS-30	703
FCC, ISED # Bandwidth 99PCT and 26dB ~ NR Band_77_B Ant-1 SCS-30	709
FCC, ISED # Bandwidth 99PCT and 26dB ~ NR Band_77_B Ant-1 SCS-30	715
FCC, ISED # Bandwidth 99PCT and 26dB ~ NR Band_77_B Ant-1 SCS-30	721
FCC, ISED # Bandwidth 99PCT and 26dB ~ NR Band_77_B Ant-1 SCS-30	727

FCC, ISED # Bandwidth 99PCT and 26dB ~ NR Band_77_B Ant-2 SCS-30	733
FCC, ISED # Bandwidth 99PCT and 26dB ~ NR Band_77_B Ant-2 SCS-30	739
FCC, ISED # Bandwidth 99PCT and 26dB ~ NR Band_77_B Ant-2 SCS-30	745
FCC, ISED # Bandwidth 99PCT and 26dB ~ NR Band_77_B Ant-2 SCS-30	751
FCC, ISED # Bandwidth 99PCT and 26dB ~ NR Band_77_B Ant-2 SCS-30	757
FCC, ISED # Bandwidth 99PCT and 26dB ~ NR Band_77_B Ant-2 SCS-30	763
FCC, ISED # Bandwidth 99PCT and 26dB ~ NR Band_77_B Ant-2 SCS-30	769
FCC, ISED # Bandwidth 99PCT and 26dB ~ NR Band_77_B Ant-2 SCS-30	775
FCC, ISED # Bandwidth 99PCT and 26dB ~ NR Band_77_B Ant-2 SCS-30	781
FCC, ISED # Bandwidth 99PCT and 26dB ~ NR Band_77_B Ant-2 SCS-30	787
FCC, ISED # Bandwidth 99PCT and 26dB ~ NR Band_77_B Ant-2 SCS-30	793
FCC, ISED # Bandwidth 99PCT and 26dB ~ NR Band_77_B Ant-2 SCS-30	799
FCC, ISED # Bandwidth 99PCT and 26dB ~ NR Band_77_B Ant-2 SCS-30	805
FCC, ISED # Bandwidth 99PCT and 26dB ~ NR Band_77_B Ant-2 SCS-30	811
FCC, ISED # Bandwidth 99PCT and 26dB ~ NR Band_77_B Ant-2 SCS-30	817
FCC, ISED # Bandwidth 99PCT and 26dB ~ NR Band_77_B Ant-2 SCS-30	823
FCC, ISED # Bandwidth 99PCT and 26dB ~ NR Band_77_B Ant-2 SCS-30	829
FCC, ISED # Bandwidth 99PCT and 26dB ~ NR Band_77_B Ant-2 SCS-30	835
FCC, ISED # Bandwidth 99PCT and 26dB ~ NR Band_77_B Ant-2 SCS-30	841
FCC, ISED # Bandwidth 99PCT and 26dB ~ NR Band_77_B Ant-2 SCS-30	847
FCC, ISED # Bandwidth 99PCT and 26dB ~ NR Band_77_B Ant-1 SCS-30	853
FCC, ISED # Bandwidth 99PCT and 26dB ~ NR Band_77_B Ant-1 SCS-30	859
FCC, ISED # Bandwidth 99PCT and 26dB ~ NR Band_77_B Ant-1 SCS-30	865
FCC, ISED # Bandwidth 99PCT and 26dB ~ NR Band_77_B Ant-2 SCS-30	871
FCC, ISED # Bandwidth 99PCT and 26dB ~ NR Band_77_B Ant-1 SCS-30	922
FCC, ISED # Bandwidth 99PCT and 26dB ~ NR Band_77_B Ant-1 SCS-30	925
FCC, ISED # Bandwidth 99PCT and 26dB ~ NR Band_77_B Ant-1 SCS-30	928
FCC, ISED # Bandwidth 99PCT and 26dB ~ NR Band_77_B Ant-1 SCS-30	934
FCC, ISED # Bandwidth 99PCT and 26dB ~ NR Band_77_B Ant-1 SCS-30	940
FCC, ISED # Bandwidth 99PCT and 26dB ~ NR Band_77_B Ant-1 SCS-30	946
FCC, ISED # Bandwidth 99PCT and 26dB ~ NR Band_77_B Ant-1 SCS-30	952
FCC, ISED # Bandwidth 99PCT and 26dB ~ NR Band_77_B Ant-1 SCS-30	958
FCC, ISED # Bandwidth 99PCT and 26dB ~ NR Band_77_B Ant-1 SCS-30	964
FCC, ISED # Bandwidth 99PCT and 26dB ~ NR Band_77_B Ant-1 SCS-30	970
FCC, ISED # Bandwidth 99PCT and 26dB ~ NR Band_77_B Ant-1 SCS-30	976
FCC, ISED # Bandwidth 99PCT and 26dB ~ NR Band_77_B Ant-1 SCS-30	982
FCC, ISED # Bandwidth 99PCT and 26dB ~ NR Band_77_B Ant-1 SCS-30	988
FCC, ISED # Bandwidth 99PCT and 26dB ~ NR Band_77_B Ant-1 SCS-30	994
FCC, ISED # Bandwidth 99PCT and 26dB ~ NR Band_77_B Ant-1 SCS-30	1000
FCC, ISED # Bandwidth 99PCT and 26dB ~ NR Band_77_B Ant-1 SCS-30	1006
FCC, ISED # Bandwidth 99PCT and 26dB ~ NR Band_77_B Ant-1 SCS-30	1012
FCC, ISED # Bandwidth 99PCT and 26dB ~ NR Band_77_B Ant-1 SCS-30	1018
FCC, ISED # Bandwidth 99PCT and 26dB ~ NR Band_77_B Ant-1 SCS-30	1024
FCC, ISED # Bandwidth 99PCT and 26dB ~ NR Band_77_B Ant-1 SCS-30	1030

FCC, ISED # Bandwidth 99PCT and 26dB ~ NR Band_77_B Ant-1 SCS-30	1036
FCC, ISED # Bandwidth 99PCT and 26dB ~ NR Band_77_B Ant-1 SCS-30	1042
FCC, ISED # Bandwidth 99PCT and 26dB ~ NR Band_77_B Ant-1 SCS-30	1048
FCC, ISED # Bandwidth 99PCT and 26dB ~ NR Band_77_B Ant-1 SCS-30	1054
FCC, ISED # Bandwidth 99PCT and 26dB ~ NR Band_77_B Ant-1 SCS-30	1057
FCC, ISED # Bandwidth 99PCT and 26dB ~ NR Band_77_B Ant-1 SCS-30	1060
FCC, ISED # Bandwidth 99PCT and 26dB ~ NR Band_77_B Ant-1 SCS-30	1063
FCC, ISED # Bandwidth 99PCT and 26dB ~ NR Band_77_B Ant-1 SCS-30	1066
FCC, ISED # Bandwidth 99PCT and 26dB ~ NR Band_77_B Ant-1 SCS-30	1069
FCC, ISED # Bandwidth 99PCT and 26dB ~ NR Band_77_B Ant-1 SCS-30	1072
FCC, ISED # Bandwidth 99PCT and 26dB ~ NR Band_77_B Ant-1 SCS-30	1075
FCC, ISED # Bandwidth 99PCT and 26dB ~ NR Band_77_B Ant-1 SCS-30	1078
FCC, ISED # Bandwidth 99PCT and 26dB ~ NR Band_77_B Ant-1 SCS-30	1081
FCC, ISED # Bandwidth 99PCT and 26dB ~ NR Band_77_B Ant-1 SCS-30	1084
FCC, ISED # Bandwidth 99PCT and 26dB ~ NR Band_77_B Ant-1 SCS-30	1087
FCC, ISED # Bandwidth 99PCT and 26dB ~ NR Band_77_B Ant-1 SCS-30	1090
FCC, ISED # Bandwidth 99PCT and 26dB ~ NR Band_77_B Ant-1 SCS-30	1093
FCC, ISED # Bandwidth 99PCT and 26dB ~ NR Band_77_B Ant-1 SCS-30	1096
FCC, ISED # Bandwidth 99PCT and 26dB ~ NR Band_77_B Ant-1 SCS-30	1099
FCC, ISED # Bandwidth 99PCT and 26dB ~ NR Band_77_B Ant-1 SCS-30	1102
FCC, ISED # Bandwidth 99PCT and 26dB ~ NR Band_77_B Ant-1 SCS-30	1105
FCC, ISED # Bandwidth 99PCT and 26dB ~ NR Band_77_B Ant-1 SCS-30	1108
FCC, ISED # Bandwidth 99PCT and 26dB ~ NR Band_77_B Ant-1 SCS-30	1111
FCC, ISED # Bandwidth 99PCT and 26dB ~ NR Band_77_B Ant-1 SCS-30	1114
FCC, ISED # Bandwidth 99PCT and 26dB ~ NR Band_77_B Ant-1 SCS-30	1117
FCC, ISED # Bandwidth 99PCT and 26dB ~ NR Band_77_B Ant-1 SCS-30	1120
FCC, ISED # Bandwidth 99PCT and 26dB ~ NR Band_77_B Ant-1 SCS-30	1123
FCC, ISED # Bandwidth 99PCT and 26dB ~ NR Band_77_B Ant-1 SCS-30	1126
FCC, ISED # Bandwidth 99PCT and 26dB ~ NR Band_77_B Ant-1 SCS-30	1129
FCC, ISED # Bandwidth 99PCT and 26dB ~ NR Band_77_B Ant-1 SCS-30	1132
FCC, ISED # Bandwidth 99PCT and 26dB ~ NR Band_77_B Ant-1 SCS-30	1135
FCC, ISED # Bandwidth 99PCT and 26dB ~ NR Band_77_B Ant-1 SCS-30	1138
FCC, ISED # Bandwidth 99PCT and 26dB ~ NR Band_77_B Ant-1 SCS-30	1141

EUT Information

EUT DEFINITION	
Manufacturer	Sagemcom Broadband SAS
Type	Fast 5688W
Serial Number	DM2205259000045
Setup Number	1.0
Version SW	SG520TMDAR01A04M4G_BETA_20220524A_01.001.01.001
Version FW	SG520TMDAR01A04M4G_BETA_20220524A_01.001.01.001
Version HW	V1.0
Comment 1	
Comment 2	
Temperature [°C] Min	0
Temperature [°C] Nom	20
Temperature [°C] Max	50
Voltage [V] Min	102
Voltage [V] Nom	120
Voltage [V] Max	138

FCC, ISED # Block edge conducted ~ NR Band_77_B Ant-1 SCS-30

Test References	
TC Start	27.06.2022 14:08:57
Ambit Temp [°C] Humidity [rel%]	24.4 54
System Version	3.2.0.2
Test Specification	FCC, ISED -
Test Method	
TC Version	0.0.1
My Description	FCC/ISED MobileRadio Block edge conducted - NR Band_77_B
Add. Information	

Test Parameter	
Technology to test	NR
Band	Band_77_B
SCS [kHz]	30
Waveform	CPOFDM
Antenna Port used	1
Temperature	nom
Voltage	nom
Frequency low to test	False
Frequency mid to test	False
Frequency high to test	True
Auto Control enabled Power Supply Climatic Box	No No
Additional Path Loss [dB]	0
Switched Path	None

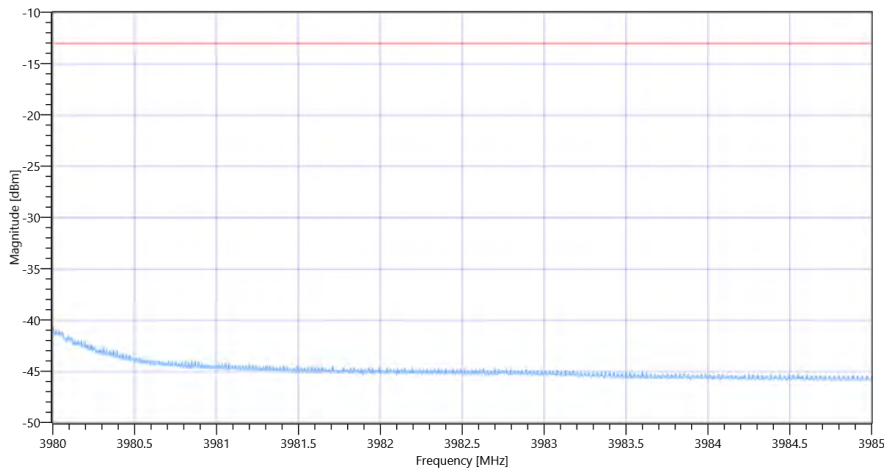
Test Equipment	
Signal analyzer,Rohde&Schwarz,FSV-40,1307.9002K40/101042,3.70	

Test at BW [MHz]: 40

Test freq: high, UL[MHz]/CH 3960/0, CBW [MHz]: 40, RB_100PCT, Mod: QPSK

READ SA SETTINGS:	
RefLevel [dBm] RefLevelOffset [dB] InpAtt [dB]	12.63 0 30
Start [MHz] Stop [MHz]	3980.000 3985.000
RBW [MHz] VBW [MHz]	0.500000 2.000000
Detector TraceMode	RMS MAXH
Sweep: Time [ms] Count Points per Section Type	30000 1 1001 SWE

RESULT upper band					
Test description	Lower Limit	Upper Limit	Measured	Unit	Verdict
Band power 1MHz					
Frequency [MHz] 3980.5	---	-13	-40.64	dBm	PASS
Frequency [MHz] 3981.5	---	-13	-42.09	dBm	PASS
Frequency [MHz] 3982.5	---	-13	-42.35	dBm	PASS
Frequency [MHz] 3983.5	---	-13	-42.68	dBm	PASS
Frequency [MHz] 3984.5	---	-13	-42.9	dBm	PASS



FCC, ISED # Block edge conducted ~ NR Band_77_B Ant-1 SCS-30

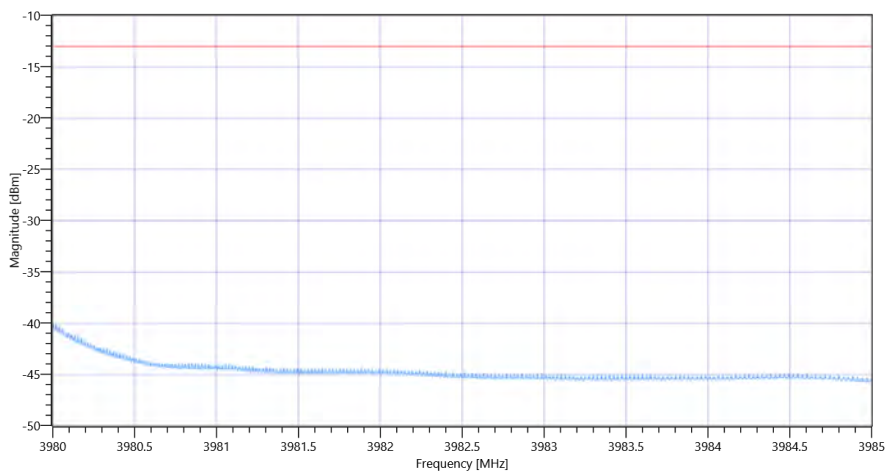
Test freq: high, UL[MHz]/CH 3960/0, CBW [MHz]: 40, RB_100PCT, Mod: 16QAM

READ SA SETTINGS:	
RefLevel [dBm] RefLevelOffset [dB] InpAtt [dB]	13.30 0 30
Start [MHz] Stop [MHz]	3980.000 3985.000
RBW [MHz] VBW [MHz]	0.500000 2.000000
Detector TraceMode	RMS MAXH
Sweep: Time [ms] Count Points per Section Type	30000 1 1001 SWE

RESULT upper band					
Test description	Lower Limit	Upper Limit	Measured	Unit	Verdict
Band power 1MHz					

RESULT upper band

Test description	Lower Limit	Upper Limit	Measured	Unit	Verdict
Frequency [MHz] 3980.5	---	-13	-40.3	dBm	PASS
Frequency [MHz] 3981.5	---	-13	-41.93	dBm	PASS
Frequency [MHz] 3982.5	---	-13	-42.38	dBm	PASS
Frequency [MHz] 3983.5	---	-13	-42.66	dBm	PASS
Frequency [MHz] 3984.5	---	-13	-42.62	dBm	PASS



FCC, ISED # Block edge conducted ~ NR Band_77_B Ant-1 SCS-30

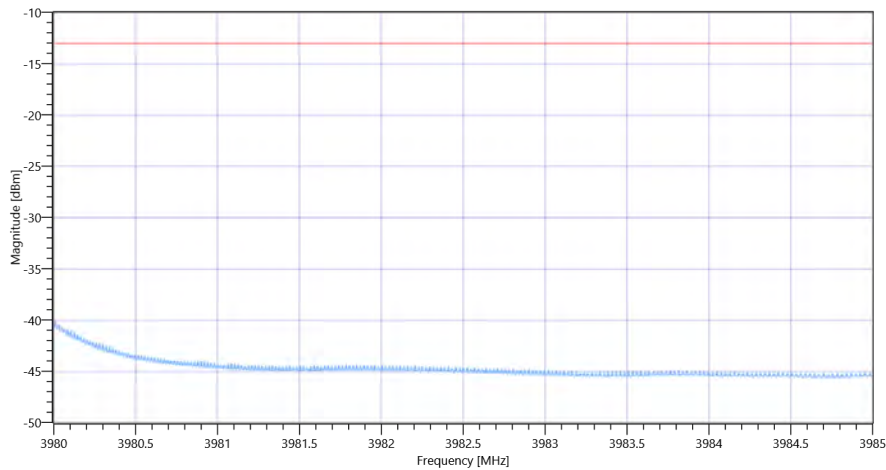
Test freq: high, UL[MHz]/CH 3960/0, CBW [MHz]: 40, RB_100PCT, Mod: 64QAM

READ SA SETTINGS:

RefLevel [dBm] RefLevelOffset [dB] InpAtt [dB]	12.13 0 30
Start [MHz] Stop [MHz]	3980.000 3985.000
RBW [MHz] VBW [MHz]	0.500000 2.000000
Detector TraceMode	RMS MAXH
Sweep: Time [ms] Count Points per Section Type	30000 1 1001 SWE

RESULT upper band

Test description	Lower Limit	Upper Limit	Measured	Unit	Verdict
Band power 1MHz					
Frequency [MHz] 3980.5	---	-13	-40.34	dBm	PASS
Frequency [MHz] 3981.5	---	-13	-41.99	dBm	PASS
Frequency [MHz] 3982.5	---	-13	-42.21	dBm	PASS
Frequency [MHz] 3983.5	---	-13	-42.57	dBm	PASS
Frequency [MHz] 3984.5	---	-13	-42.67	dBm	PASS



FCC, ISED # Block edge conducted ~ NR Band_77_B Ant-1 SCS-30

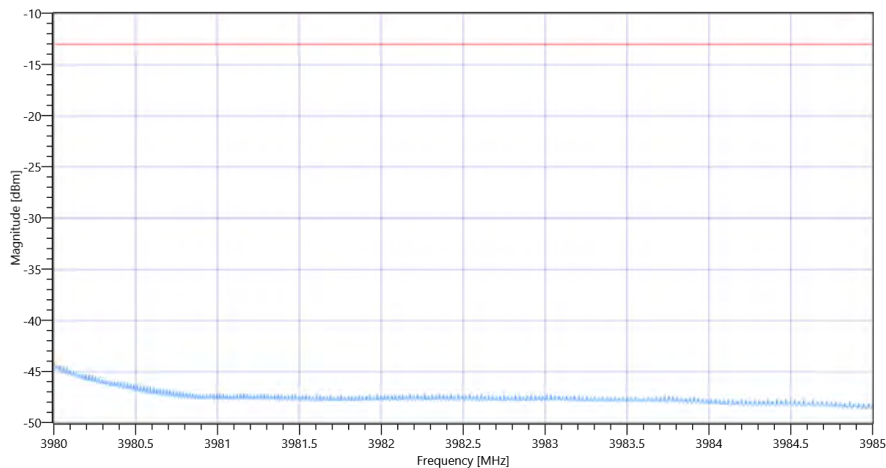
Test freq: high, UL[MHz]/CH 3960/0, CBW [MHz]: 40, RB_100PCT, Mod: 256QAM

READ SA SETTINGS:

RefLevel [dBm] RefLevelOffset [dB] InpAtt [dB]	9.33 0 25
Start [MHz] Stop [MHz]	3980.000 3985.000
RBW [MHz] VBW [MHz]	0.500000 2.000000
Detector TraceMode	RMS MAXH
Sweep: Time [ms] Count Points per Section Type	30000 1 1001 SWE

RESULT upper band

Test description	Lower Limit	Upper Limit	Measured	Unit	Verdict
Band power 1MHz					
Frequency [MHz] 3980.5	---	-13	-43.64	dBm	PASS
Frequency [MHz] 3981.5	---	-13	-44.86	dBm	PASS
Frequency [MHz] 3982.5	---	-13	-44.88	dBm	PASS
Frequency [MHz] 3983.5	---	-13	-45.02	dBm	PASS
Frequency [MHz] 3984.5	---	-13	-45.43	dBm	PASS



FCC, ISED # Block edge conducted ~ NR Band_77_B Ant-1 SCS-30

General verdict

PASS

FCC, ISED # Block edge conducted ~ NR Band_77_B Ant-1 SCS-30

Test References	
TC Start	27.06.2022 13:24:32
Ambit Temp [°C] Humidity [rel%]	24.1 55
System Version	3.2.0.2
Test Specification	FCC, ISED -
Test Method	
TC Version	0.0.1
My Description	FCC/ISED MobileRadio Block edge conducted - NR Band_77_B
Add. Information	

Test Parameter	
Technology to test	NR
Band	Band_77_B
SCS [kHz]	30
Waveform	CPOFDM
Antenna Port used	1
Temperature	nom
Voltage	nom
Frequency low to test	False
Frequency mid to test	False
Frequency high to test	True
Auto Control enabled Power Supply Climatic Box	No No
Additional Path Loss [dB]	0
Switched Path	None

Test Equipment	
Signal analyzer,Rohde&Schwarz,FSV-40,1307.9002K40/101042,3.70	

Test at BW [MHz]: 50

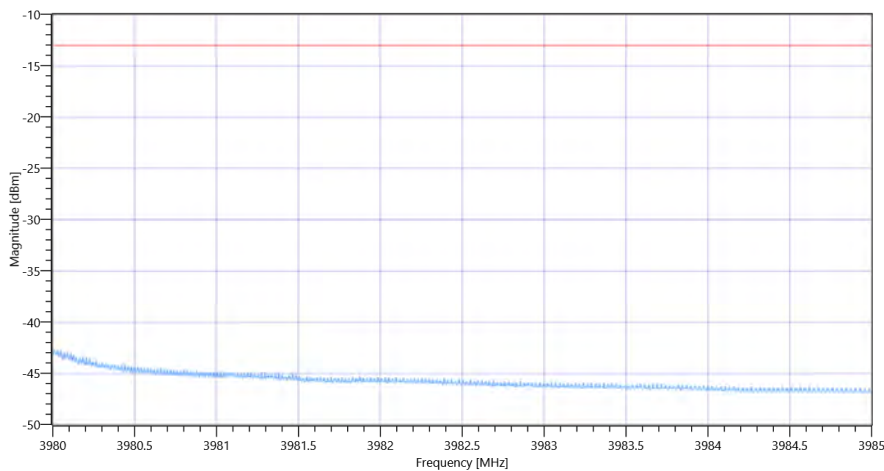
Test freq: high, UL[MHz]/CH 3955/0, CBW [MHz]: 50, RB_100PCT, Mod: QPSK

READ SA SETTINGS:

RefLevel [dBm] RefLevelOffset [dB] InpAtt [dB]	10.86 0 30
Start [MHz] Stop [MHz]	3980.000 3985.000
RBW [MHz] VBW [MHz]	0.500000 2.000000
Detector TraceMode	RMS MAXH
Sweep: Time [ms] Count Points per Section Type	30000 1 1001 SWE

RESULT upper band

Test description	Lower Limit	Upper Limit	Measured	Unit	Verdict
Band power 1MHz					
Frequency [MHz] 3980.5	---	-13	-41.68	dBm	PASS
Frequency [MHz] 3981.5	---	-13	-42.74	dBm	PASS
Frequency [MHz] 3982.5	---	-13	-43.2	dBm	PASS
Frequency [MHz] 3983.5	---	-13	-43.59	dBm	PASS
Frequency [MHz] 3984.5	---	-13	-43.9	dBm	PASS



FCC, ISED # Block edge conducted ~ NR Band_77_B Ant-1 SCS-30

Test freq: high, UL[MHz]/CH 3955/0, CBW [MHz]: 50, RB_100PCT, Mod: 16QAM

READ SA SETTINGS:

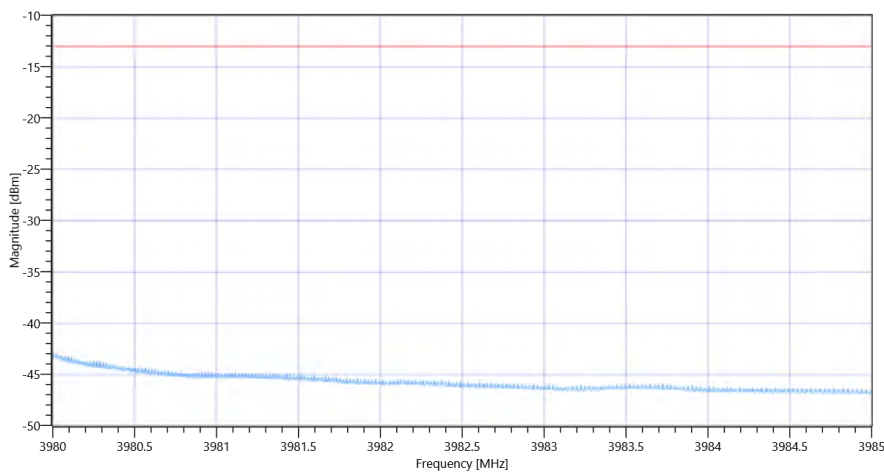
RefLevel [dBm] RefLevelOffset [dB] InpAtt [dB]	11.84 0 30
Start [MHz] Stop [MHz]	3980.000 3985.000
RBW [MHz] VBW [MHz]	0.500000 2.000000
Detector TraceMode	RMS MAXH
Sweep: Time [ms] Count Points per Section Type	30000 1 1001 SWE

RESULT upper band

Test description	Lower Limit	Upper Limit	Measured	Unit	Verdict
Band power 1MHz					

RESULT upper band

Test description	Lower Limit	Upper Limit	Measured	Unit	Verdict
Frequency [MHz] 3980.5	---	-13	-41.71	dBm	PASS
Frequency [MHz] 3981.5	---	-13	-42.69	dBm	PASS
Frequency [MHz] 3982.5	---	-13	-43.32	dBm	PASS
Frequency [MHz] 3983.5	---	-13	-43.63	dBm	PASS
Frequency [MHz] 3984.5	---	-13	-43.89	dBm	PASS



FCC, ISED # Block edge conducted ~ NR Band_77_B Ant-1 SCS-30

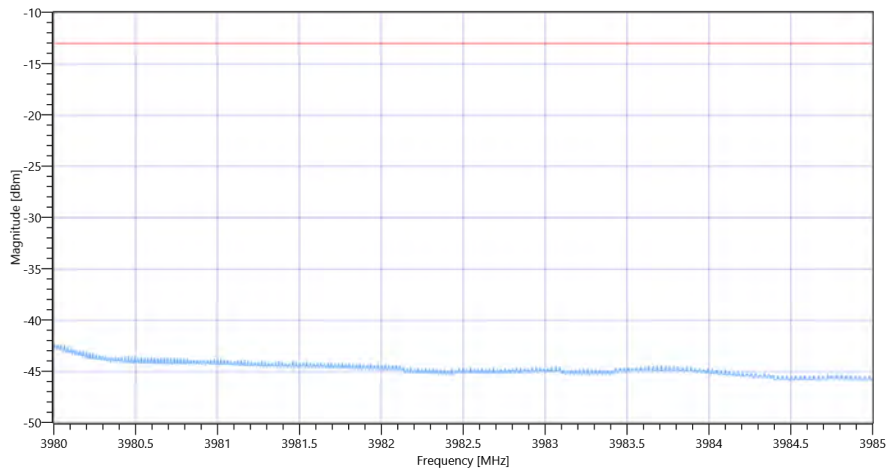
Test freq: high, UL[MHz]/CH 3955/0, CBW [MHz]: 50, RB_100PCT, Mod: 64QAM

READ SA SETTINGS:

RefLevel [dBm] RefLevelOffset [dB] InpAtt [dB]	10.95 0 30
Start [MHz] Stop [MHz]	3980.000 3985.000
RBW [MHz] VBW [MHz]	0.500000 2.000000
Detector TraceMode	RMS MAXH
Sweep: Time [ms] Count Points per Section Type	30000 1 1001 SWE

RESULT upper band

Test description	Lower Limit	Upper Limit	Measured	Unit	Verdict
Band power 1MHz					
Frequency [MHz] 3980.5	---	-13	-41.02	dBm	PASS
Frequency [MHz] 3981.5	---	-13	-41.68	dBm	PASS
Frequency [MHz] 3982.5	---	-13	-42.22	dBm	PASS
Frequency [MHz] 3983.5	---	-13	-42.2	dBm	PASS
Frequency [MHz] 3984.5	---	-13	-42.8	dBm	PASS



FCC, ISED # Block edge conducted ~ NR Band_77_B Ant-1 SCS-30

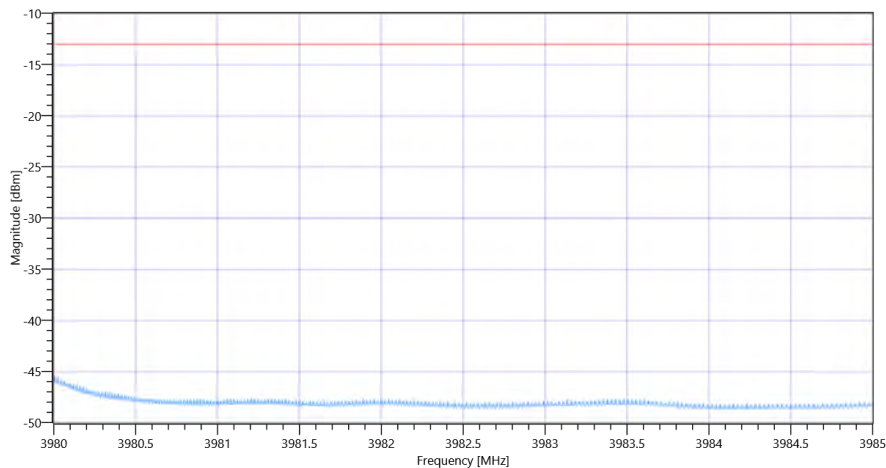
Test freq: high, UL[MHz]/CH 3955/0, CBW [MHz]: 50, RB_100PCT, Mod: 256QAM

READ SA SETTINGS:

RefLevel [dBm] RefLevelOffset [dB] InpAtt [dB]	9.24 0 25
Start [MHz] Stop [MHz]	3980.000 3985.000
RBW [MHz] VBW [MHz]	0.500000 2.000000
Detector TraceMode	RMS MAXH
Sweep: Time [ms] Count Points per Section Type	30000 1 1001 SWE

RESULT upper band

Test description	Lower Limit	Upper Limit	Measured	Unit	Verdict
Band power 1MHz					
Frequency [MHz] 3980.5	---	-13	-44.71	dBm	PASS
Frequency [MHz] 3981.5	---	-13	-45.36	dBm	PASS
Frequency [MHz] 3982.5	---	-13	-45.51	dBm	PASS
Frequency [MHz] 3983.5	---	-13	-45.45	dBm	PASS
Frequency [MHz] 3984.5	---	-13	-45.69	dBm	PASS



FCC, ISED # Block edge conducted ~ NR Band_77_B Ant-1 SCS-30

General verdict

PASS

FCC, ISED # Block edge conducted ~ NR Band_77_B Ant-1 SCS-30

Test References	
TC Start	27.06.2022 11:26:32
Ambit Temp [°C] Humidity [rel%]	23.5 59
System Version	3.2.0.2
Test Specification	FCC, ISED -
Test Method	
TC Version	0.0.1
My Description	FCC/ISED MobileRadio Block edge conducted - NR Band_77_B
Add. Information	

Test Parameter	
Technology to test	NR
Band	Band_77_B
SCS [kHz]	30
Waveform	CPOFDM
Antenna Port used	1
Temperature	nom
Voltage	nom
Frequency low to test	False
Frequency mid to test	False
Frequency high to test	True
Auto Control enabled Power Supply Climatic Box	No No
Additional Path Loss [dB]	0
Switched Path	None

Test Equipment	
Signal analyzer,Rohde&Schwarz,FSV-40,1307.9002K40/101042,3.70	

Test at BW [MHz]: 60

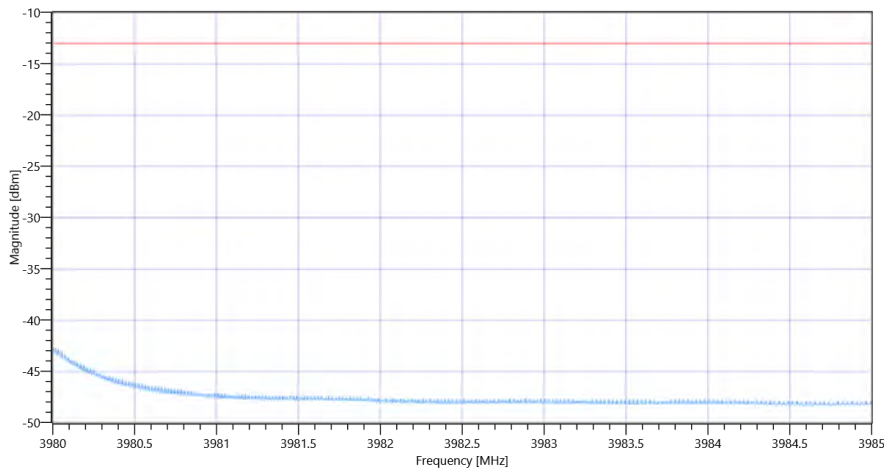
Test freq: high, UL[MHz]/CH 3950/0, CBW [MHz]: 60, RB_100PCT, Mod: QPSK

READ SA SETTINGS:

RefLevel [dBm] RefLevelOffset [dB] InpAtt [dB]	11.35 0 30
Start [MHz] Stop [MHz]	3980.000 3985.000
RBW [MHz] VBW [MHz]	0.500000 2.000000
Detector TraceMode	RMS MAXH
Sweep: Time [ms] Count Points per Section Type	30000 1 1001 SWE

RESULT upper band

Test description	Lower Limit	Upper Limit	Measured	Unit	Verdict
Band power 1MHz					
Frequency [MHz] 3980.5	---	-13	-43.07	dBm	PASS
Frequency [MHz] 3981.5	---	-13	-44.89	dBm	PASS
Frequency [MHz] 3982.5	---	-13	-45.2	dBm	PASS
Frequency [MHz] 3983.5	---	-13	-45.28	dBm	PASS
Frequency [MHz] 3984.5	---	-13	-45.37	dBm	PASS



FCC, ISED # Block edge conducted ~ NR Band_77_B Ant-1 SCS-30

Test freq: high, UL[MHz]/CH 3950/0, CBW [MHz]: 60, RB_100PCT, Mod: 16QAM

READ SA SETTINGS:

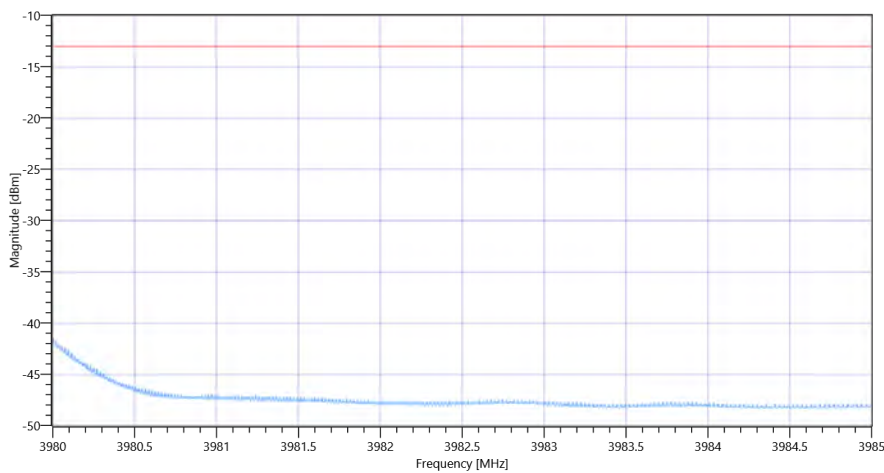
RefLevel [dBm] RefLevelOffset [dB] InpAtt [dB]	10.35 0 30
Start [MHz] Stop [MHz]	3980.000 3985.000
RBW [MHz] VBW [MHz]	0.500000 2.000000
Detector TraceMode	RMS MAXH
Sweep: Time [ms] Count Points per Section Type	30000 1 1001 SWE

RESULT upper band

Test description	Lower Limit	Upper Limit	Measured	Unit	Verdict
Band power 1MHz					

RESULT upper band

Test description	Lower Limit	Upper Limit	Measured	Unit	Verdict
Frequency [MHz] 3980.5	---	-13	-42.71	dBm	PASS
Frequency [MHz] 3981.5	---	-13	-44.75	dBm	PASS
Frequency [MHz] 3982.5	---	-13	-45.05	dBm	PASS
Frequency [MHz] 3983.5	---	-13	-45.26	dBm	PASS
Frequency [MHz] 3984.5	---	-13	-45.39	dBm	PASS



FCC, ISED # Block edge conducted ~ NR Band_77_B Ant-1 SCS-30

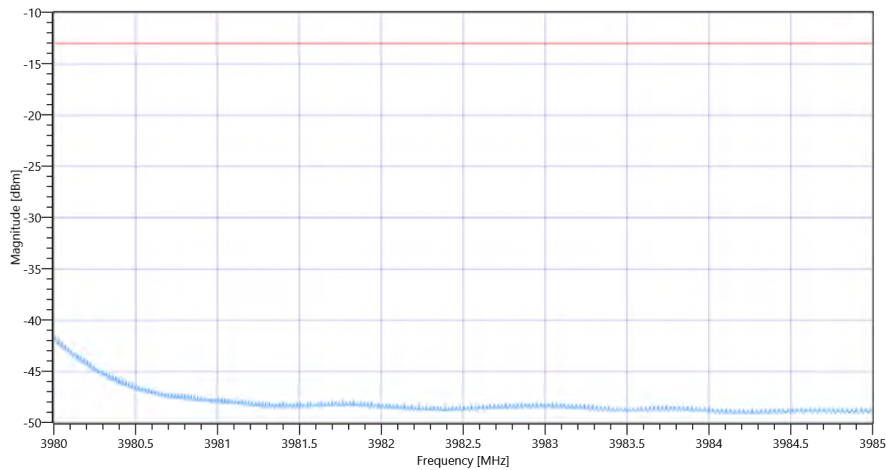
Test freq: high, UL[MHz]/CH 3950/0, CBW [MHz]: 60, RB_100PCT, Mod: 64QAM

READ SA SETTINGS:

RefLevel [dBm] RefLevelOffset [dB] InpAtt [dB]	9.88 0 25
Start [MHz] Stop [MHz]	3980.000 3985.000
RBW [MHz] VBW [MHz]	0.500000 2.000000
Detector TraceMode	RMS MAXH
Sweep: Time [ms] Count Points per Section Type	30000 1 1001 SWE

RESULT upper band

Test description	Lower Limit	Upper Limit	Measured	Unit	Verdict
Band power 1MHz					
Frequency [MHz] 3980.5	---	-13	-42.87	dBm	PASS
Frequency [MHz] 3981.5	---	-13	-45.49	dBm	PASS
Frequency [MHz] 3982.5	---	-13	-45.79	dBm	PASS
Frequency [MHz] 3983.5	---	-13	-45.89	dBm	PASS
Frequency [MHz] 3984.5	---	-13	-46.15	dBm	PASS



FCC, ISED # Block edge conducted ~ NR Band_77_B Ant-1 SCS-30

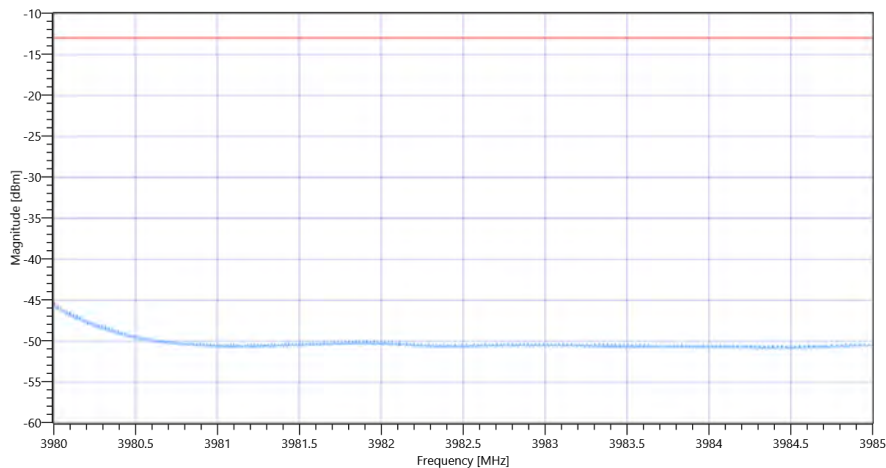
Test freq: high, UL[MHz]/CH 3950/0, CBW [MHz]: 60, RB_100PCT, Mod: 256QAM

READ SA SETTINGS:

RefLevel [dBm] RefLevelOffset [dB] InpAtt [dB]	8.73 0 25
Start [MHz] Stop [MHz]	3980.000 3985.000
RBW [MHz] VBW [MHz]	0.500000 2.000000
Detector TraceMode	RMS MAXH
Sweep: Time [ms] Count Points per Section Type	30000 1 1001 SWE

RESULT upper band

Test description	Lower Limit	Upper Limit	Measured	Unit	Verdict
Band power 1MHz					
Frequency [MHz] 3980.5	---	-13	-46.08	dBm	PASS
Frequency [MHz] 3981.5	---	-13	-47.72	dBm	PASS
Frequency [MHz] 3982.5	---	-13	-47.8	dBm	PASS
Frequency [MHz] 3983.5	---	-13	-47.89	dBm	PASS
Frequency [MHz] 3984.5	---	-13	-47.97	dBm	PASS



FCC, ISED # Block edge conducted ~ NR Band_77_B Ant-1 SCS-30

General verdict

PASS

FCC, ISED # Block edge conducted ~ NR Band_77_B Ant-1 SCS-30

Test References	
TC Start	27.06.2022 10:58:33
Ambit Temp [°C] Humidity [rel%]	23.8 57
System Version	3.2.0.2
Test Specification	FCC, ISED -
Test Method	
TC Version	0.0.1
My Description	FCC/ISED MobileRadio Block edge conducted - NR Band_77_B
Add. Information	

Test Parameter	
Technology to test	NR
Band	Band_77_B
SCS [kHz]	30
Waveform	CPOFDM
Antenna Port used	1
Temperature	nom
Voltage	nom
Frequency low to test	False
Frequency mid to test	False
Frequency high to test	True
Auto Control enabled Power Supply Climatic Box	No No
Additional Path Loss [dB]	0
Switched Path	None

Test Equipment	
Signal analyzer,Rohde&Schwarz,FSV-40,1307.9002K40/101042,3.70	

Test at BW [MHz]: 70

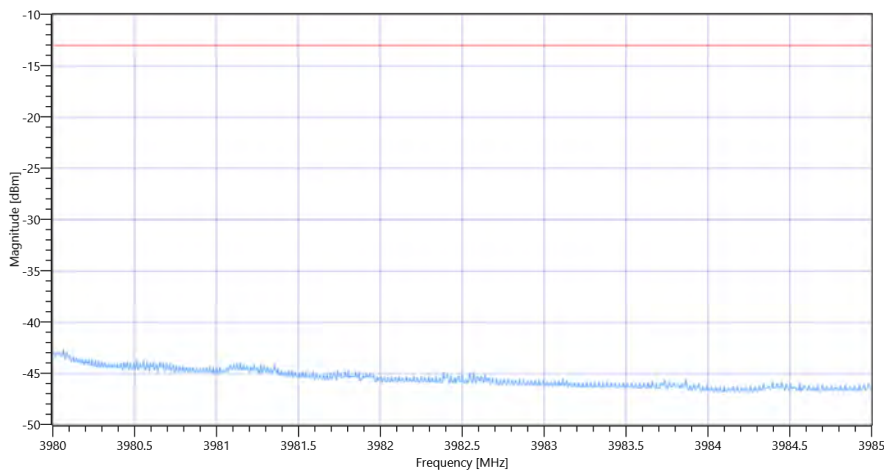
Test freq: high, UL[MHz]/CH 3945/0, CBW [MHz]: 70, RB_100PCT, Mod: QPSK

READ SA SETTINGS:

RefLevel [dBm] RefLevelOffset [dB] InpAtt [dB]	8.72 0 25
Start [MHz] Stop [MHz]	3980.000 3985.000
RBW [MHz] VBW [MHz]	0.500000 2.000000
Detector TraceMode	RMS MAXH
Sweep: Time [ms] Count Points per Section Type	30000 1 1001 SWE

RESULT upper band

Test description	Lower Limit	Upper Limit	Measured	Unit	Verdict
Band power 1MHz					
Frequency [MHz] 3980.5	---	-13	-41.45	dBm	PASS
Frequency [MHz] 3981.5	---	-13	-42.25	dBm	PASS
Frequency [MHz] 3982.5	---	-13	-42.97	dBm	PASS
Frequency [MHz] 3983.5	---	-13	-43.47	dBm	PASS
Frequency [MHz] 3984.5	---	-13	-43.75	dBm	PASS



FCC, ISED # Block edge conducted ~ NR Band_77_B Ant-1 SCS-30

Test freq: high, UL[MHz]/CH 3945/0, CBW [MHz]: 70, RB_100PCT, Mod: 16QAM

READ SA SETTINGS:

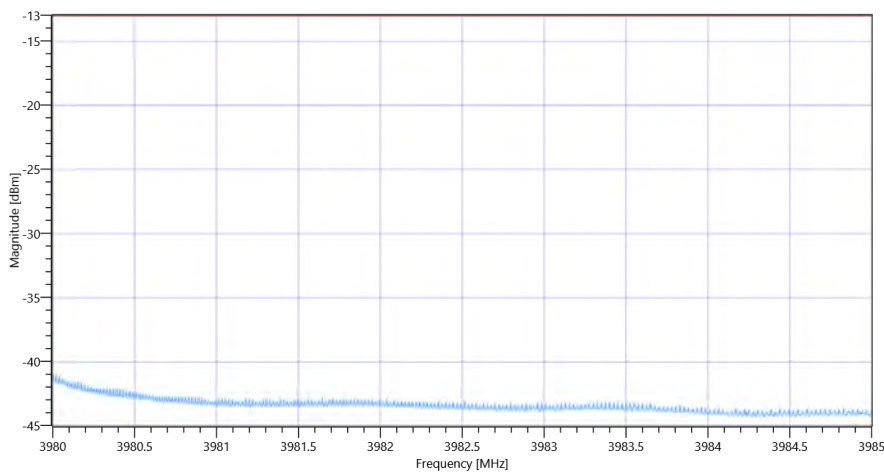
RefLevel [dBm] RefLevelOffset [dB] InpAtt [dB]	10.54 0 30
Start [MHz] Stop [MHz]	3980.000 3985.000
RBW [MHz] VBW [MHz]	0.500000 2.000000
Detector TraceMode	RMS MAXH
Sweep: Time [ms] Count Points per Section Type	30000 1 1001 SWE

RESULT upper band

Test description	Lower Limit	Upper Limit	Measured	Unit	Verdict
Band power 1MHz					

RESULT upper band

Test description	Lower Limit	Upper Limit	Measured	Unit	Verdict
Frequency [MHz] 3980.5	---	-13	-39.83	dBm	PASS
Frequency [MHz] 3981.5	---	-13	-40.54	dBm	PASS
Frequency [MHz] 3982.5	---	-13	-40.79	dBm	PASS
Frequency [MHz] 3983.5	---	-13	-40.93	dBm	PASS
Frequency [MHz] 3984.5	---	-13	-41.3	dBm	PASS



FCC, ISED # Block edge conducted ~ NR Band_77_B Ant-1 SCS-30

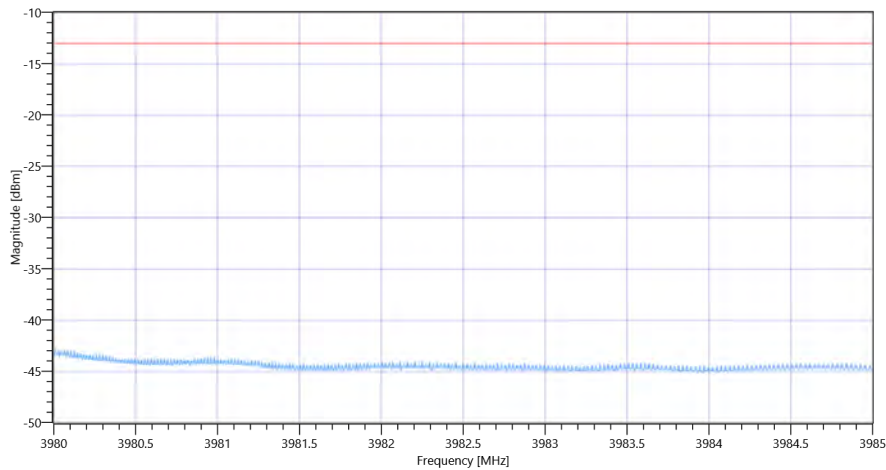
Test freq: high, UL[MHz]/CH 3945/0, CBW [MHz]: 70, RB_100PCT, Mod: 64QAM

READ SA SETTINGS:

RefLevel [dBm] RefLevelOffset [dB] InpAtt [dB]	9.70 0 25
Start [MHz] Stop [MHz]	3980.000 3985.000
RBW [MHz] VBW [MHz]	0.500000 2.000000
Detector TraceMode	RMS MAXH
Sweep: Time [ms] Count Points per Section Type	30000 1 1001 SWE

RESULT upper band

Test description	Lower Limit	Upper Limit	Measured	Unit	Verdict
Band power 1MHz					
Frequency [MHz] 3980.5	---	-13	-41.14	dBm	PASS
Frequency [MHz] 3981.5	---	-13	-41.75	dBm	PASS
Frequency [MHz] 3982.5	---	-13	-41.84	dBm	PASS
Frequency [MHz] 3983.5	---	-13	-42	dBm	PASS
Frequency [MHz] 3984.5	---	-13	-41.93	dBm	PASS



FCC, ISED # Block edge conducted ~ NR Band_77_B Ant-1 SCS-30

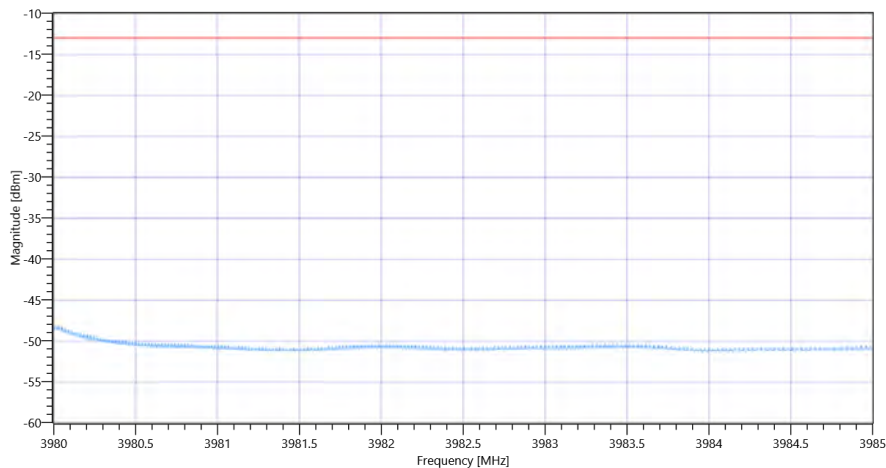
Test freq: high, UL[MHz]/CH 3945/0, CBW [MHz]: 70, RB_100PCT, Mod: 256QAM

READ SA SETTINGS:

RefLevel [dBm] RefLevelOffset [dB] InpAtt [dB]	7.67 0 25
Start [MHz] Stop [MHz]	3980.000 3985.000
RBW [MHz] VBW [MHz]	0.500000 2.000000
Detector TraceMode	RMS MAXH
Sweep: Time [ms] Count Points per Section Type	30000 1 1001 SWE

RESULT upper band

Test description	Lower Limit	Upper Limit	Measured	Unit	Verdict
Band power 1MHz					
Frequency [MHz] 3980.5	---	-13	-47.33	dBm	PASS
Frequency [MHz] 3981.5	---	-13	-48.2	dBm	PASS
Frequency [MHz] 3982.5	---	-13	-48.15	dBm	PASS
Frequency [MHz] 3983.5	---	-13	-48.08	dBm	PASS
Frequency [MHz] 3984.5	---	-13	-48.3	dBm	PASS



FCC, ISED # Block edge conducted ~ NR Band_77_B Ant-1 SCS-30

General verdict

PASS

FCC, ISED # Block edge conducted ~ NR Band_77_B Ant-1 SCS-30

Test References	
TC Start	27.06.2022 10:21:47
Ambit Temp [°C] Humidity [rel%]	24.1 58
System Version	3.2.0.2
Test Specification	FCC, ISED -
Test Method	
TC Version	0.0.1
My Description	FCC/ISED MobileRadio Block edge conducted - NR Band_77_B
Add. Information	

Test Parameter	
Technology to test	NR
Band	Band_77_B
SCS [kHz]	30
Waveform	CPOFDM
Antenna Port used	1
Temperature	nom
Voltage	nom
Frequency low to test	False
Frequency mid to test	False
Frequency high to test	True
Auto Control enabled Power Supply Climatic Box	No No
Additional Path Loss [dB]	0
Switched Path	None

Test Equipment	
Signal analyzer,Rohde&Schwarz,FSV-40,1307.9002K40/101042,3.70	

Test at BW [MHz]: 80

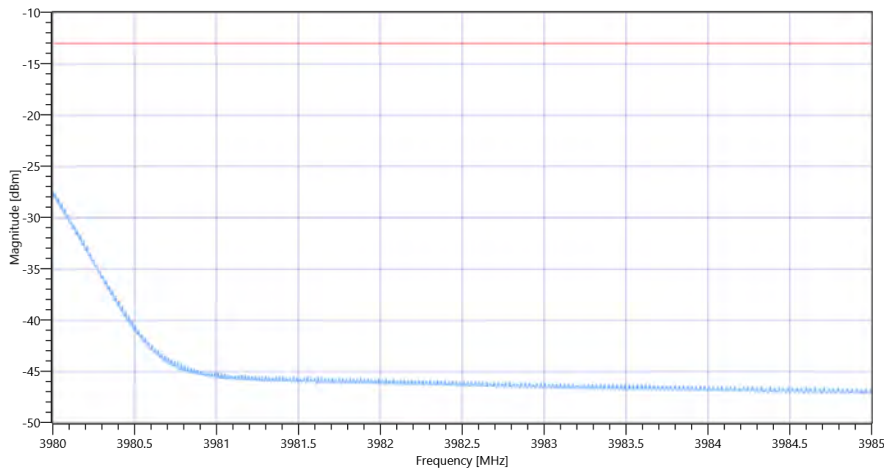
Test freq: high, UL[MHz]/CH 3940/0, CBW [MHz]: 80, RB_100PCT, Mod: QPSK

READ SA SETTINGS:

RefLevel [dBm] RefLevelOffset [dB] InpAtt [dB]	8.78 0 25
Start [MHz] Stop [MHz]	3980.000 3985.000
RBW [MHz] VBW [MHz]	1.000000 3.000000
Detector TraceMode	RMS MAXH
Sweep: Time [ms] Count Points per Section Type	30000 1 1001 SWE

RESULT upper band

Test description	Lower Limit	Upper Limit	Measured	Unit	Verdict
Band power 1MHz					
Frequency [MHz] 3980.5	---	-13	-35.64	dBm	PASS
Frequency [MHz] 3981.5	---	-13	-46.11	dBm	PASS
Frequency [MHz] 3982.5	---	-13	-46.53	dBm	PASS
Frequency [MHz] 3983.5	---	-13	-46.87	dBm	PASS
Frequency [MHz] 3984.5	---	-13	-47.13	dBm	PASS



FCC, ISED # Block edge conducted ~ NR Band_77_B Ant-1 SCS-30

Test freq: high, UL[MHz]/CH 3940/0, CBW [MHz]: 80, RB_100PCT, Mod: 16QAM

READ SA SETTINGS:

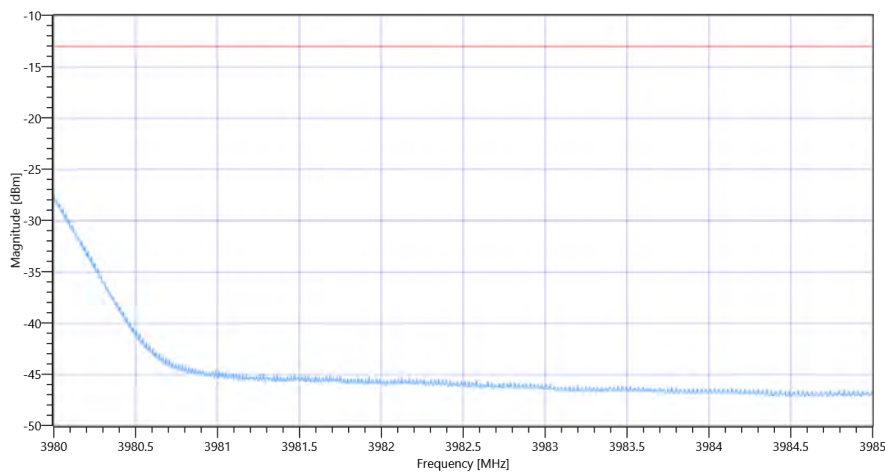
RefLevel [dBm] RefLevelOffset [dB] InpAtt [dB]	9.69 0 25
Start [MHz] Stop [MHz]	3980.000 3985.000
RBW [MHz] VBW [MHz]	1.000000 3.000000
Detector TraceMode	RMS MAXH
Sweep: Time [ms] Count Points per Section Type	30000 1 1001 SWE

RESULT upper band

Test description	Lower Limit	Upper Limit	Measured	Unit	Verdict
Band power 1MHz					

RESULT upper band

Test description	Lower Limit	Upper Limit	Measured	Unit	Verdict
Frequency [MHz] 3980.5	---	-13	-35.82	dBm	PASS
Frequency [MHz] 3981.5	---	-13	-45.75	dBm	PASS
Frequency [MHz] 3982.5	---	-13	-46.26	dBm	PASS
Frequency [MHz] 3983.5	---	-13	-46.81	dBm	PASS
Frequency [MHz] 3984.5	---	-13	-47.11	dBm	PASS



FCC, ISED # Block edge conducted ~ NR Band_77_B Ant-1 SCS-30

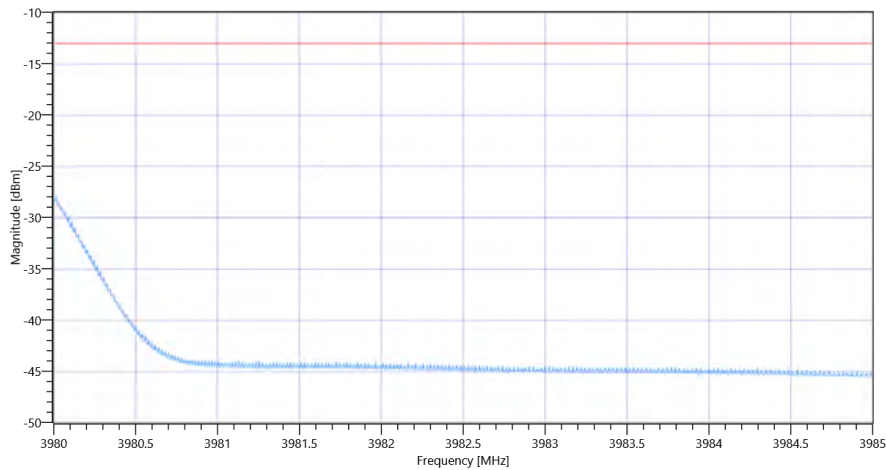
Test freq: high, UL[MHz]/CH 3940/0, CBW [MHz]: 80, RB_100PCT, Mod: 64QAM

READ SA SETTINGS:

RefLevel [dBm] RefLevelOffset [dB] InpAtt [dB]	8.74 0 25
Start [MHz] Stop [MHz]	3980.000 3985.000
RBW [MHz] VBW [MHz]	1.000000 3.000000
Detector TraceMode	RMS MAXH
Sweep: Time [ms] Count Points per Section Type	30000 1 1001 SWE

RESULT upper band

Test description	Lower Limit	Upper Limit	Measured	Unit	Verdict
Band power 1MHz					
Frequency [MHz] 3980.5	---	-13	-35.92	dBm	PASS
Frequency [MHz] 3981.5	---	-13	-44.75	dBm	PASS
Frequency [MHz] 3982.5	---	-13	-45.02	dBm	PASS
Frequency [MHz] 3983.5	---	-13	-45.24	dBm	PASS
Frequency [MHz] 3984.5	---	-13	-45.48	dBm	PASS



FCC, ISED # Block edge conducted ~ NR Band_77_B Ant-1 SCS-30

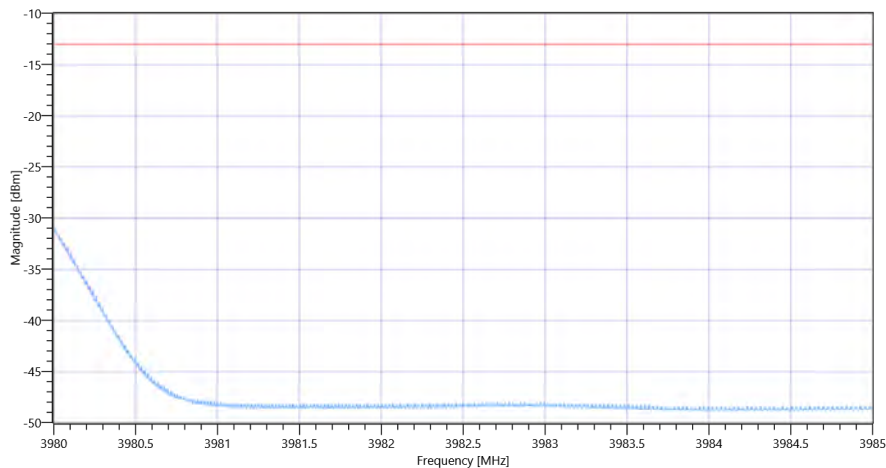
Test freq: high, UL[MHz]/CH 3940/0, CBW [MHz]: 80, RB_100PCT, Mod: 256QAM

READ SA SETTINGS:

RefLevel [dBm] RefLevelOffset [dB] InpAtt [dB]	7.35 0 25
Start [MHz] Stop [MHz]	3980.000 3985.000
RBW [MHz] VBW [MHz]	1.000000 3.000000
Detector TraceMode	RMS MAXH
Sweep: Time [ms] Count Points per Section Type	30000 1 1001 SWE

RESULT upper band

Test description	Lower Limit	Upper Limit	Measured	Unit	Verdict
Band power 1MHz					
Frequency [MHz] 3980.5	---	-13	-39.05	dBm	PASS
Frequency [MHz] 3981.5	---	-13	-48.66	dBm	PASS
Frequency [MHz] 3982.5	---	-13	-48.59	dBm	PASS
Frequency [MHz] 3983.5	---	-13	-48.77	dBm	PASS
Frequency [MHz] 3984.5	---	-13	-48.91	dBm	PASS



FCC, ISED # Block edge conducted ~ NR Band_77_B Ant-1 SCS-30

General verdict

PASS

FCC, ISED # Block edge conducted ~ NR Band_77_B Ant-1 SCS-30

Test References	
TC Start	27.06.2022 09:00:52
Ambit Temp [°C] Humidity [rel%]	24.0 58
System Version	3.2.0.2
Test Specification	FCC, ISED -
Test Method	
TC Version	0.0.1
My Description	FCC/ISED MobileRadio Block edge conducted - NR Band_77_B
Add. Information	

Test Parameter	
Technology to test	NR
Band	Band_77_B
SCS [kHz]	30
Waveform	CPOFDM
Antenna Port used	1
Temperature	nom
Voltage	nom
Frequency low to test	False
Frequency mid to test	False
Frequency high to test	True
Auto Control enabled Power Supply Climatic Box	No No
Additional Path Loss [dB]	0
Switched Path	None

Test Equipment	
Signal analyzer,Rohde&Schwarz,FSV-40,1307.9002K40/101042,3.70	

Test at BW [MHz]: 90

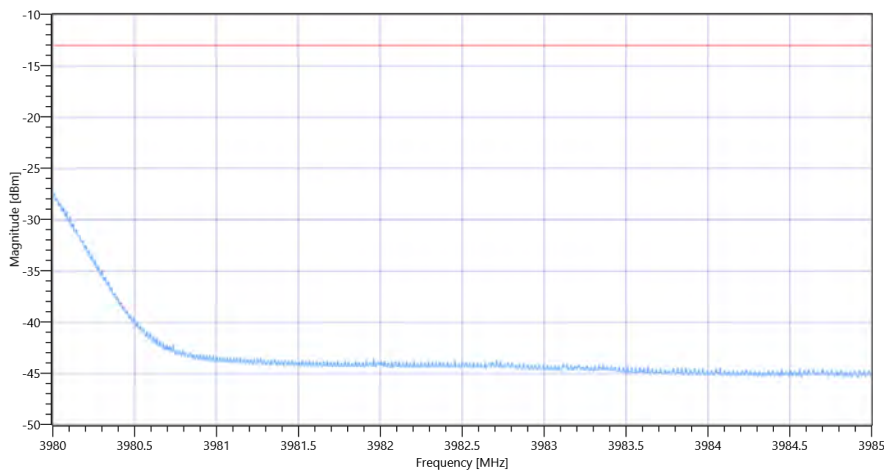
Test freq: high, UL[MHz]/CH 3935/0, CBW [MHz]: 90, RB_100PCT, Mod: QPSK

READ SA SETTINGS:

RefLevel [dBm] RefLevelOffset [dB] InpAtt [dB]	9.29 0 25
Start [MHz] Stop [MHz]	3980.000 3985.000
RBW [MHz] VBW [MHz]	1.000000 3.000000
Detector TraceMode	RMS MAXH
Sweep: Time [ms] Count Points per Section Type	30000 1 1001 SWE

RESULT upper band

Test description	Lower Limit	Upper Limit	Measured	Unit	Verdict
Band power 1MHz					
Frequency [MHz] 3980.5	---	-13	-35.33	dBm	PASS
Frequency [MHz] 3981.5	---	-13	-44.27	dBm	PASS
Frequency [MHz] 3982.5	---	-13	-44.52	dBm	PASS
Frequency [MHz] 3983.5	---	-13	-44.96	dBm	PASS
Frequency [MHz] 3984.5	---	-13	-45.29	dBm	PASS



FCC, ISED # Block edge conducted ~ NR Band_77_B Ant-1 SCS-30

Test freq: high, UL[MHz]/CH 3935/0, CBW [MHz]: 90, RB_100PCT, Mod: 16QAM

READ SA SETTINGS:

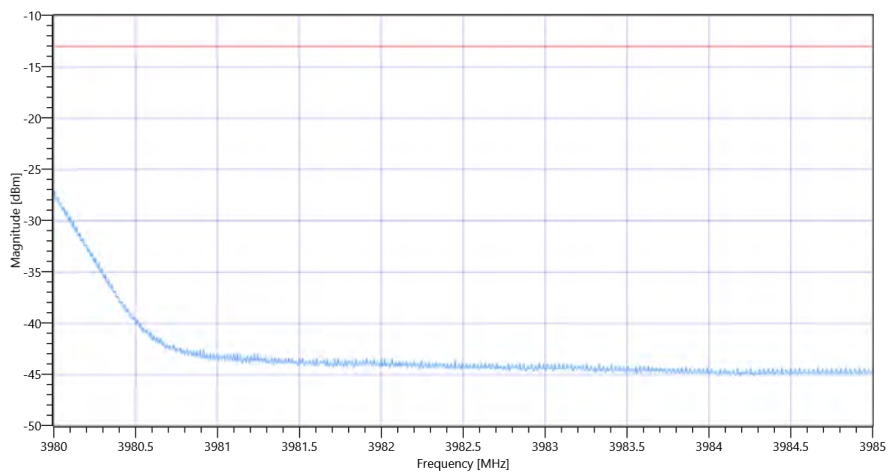
RefLevel [dBm] RefLevelOffset [dB] InpAtt [dB]	8.77 0 25
Start [MHz] Stop [MHz]	3980.000 3985.000
RBW [MHz] VBW [MHz]	1.000000 3.000000
Detector TraceMode	RMS MAXH
Sweep: Time [ms] Count Points per Section Type	30000 1 1001 SWE

RESULT upper band

Test description	Lower Limit	Upper Limit	Measured	Unit	Verdict
Band power 1MHz					

RESULT upper band

Test description	Lower Limit	Upper Limit	Measured	Unit	Verdict
Frequency [MHz] 3980.5	---	-13	-35.18	dBm	PASS
Frequency [MHz] 3981.5	---	-13	-44.01	dBm	PASS
Frequency [MHz] 3982.5	---	-13	-44.46	dBm	PASS
Frequency [MHz] 3983.5	---	-13	-44.8	dBm	PASS
Frequency [MHz] 3984.5	---	-13	-45.04	dBm	PASS



FCC, ISED # Block edge conducted ~ NR Band_77_B Ant-1 SCS-30

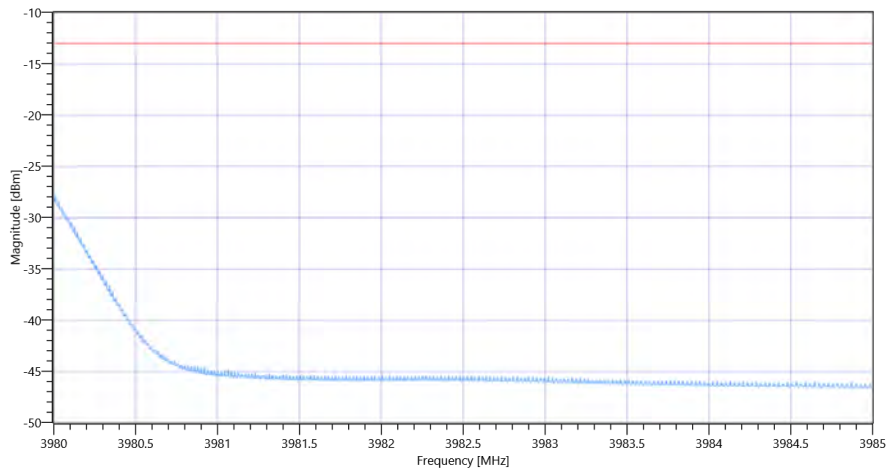
Test freq: high, UL[MHz]/CH 3935/0, CBW [MHz]: 90, RB_100PCT, Mod: 64QAM

READ SA SETTINGS:

RefLevel [dBm] RefLevelOffset [dB] InpAtt [dB]	8.71 0 25
Start [MHz] Stop [MHz]	3980.000 3985.000
RBW [MHz] VBW [MHz]	1.000000 3.000000
Detector TraceMode	RMS MAXH
Sweep: Time [ms] Count Points per Section Type	30000 1 1001 SWE

RESULT upper band

Test description	Lower Limit	Upper Limit	Measured	Unit	Verdict
Band power 1MHz					
Frequency [MHz] 3980.5	---	-13	-36.01	dBm	PASS
Frequency [MHz] 3981.5	---	-13	-45.9	dBm	PASS
Frequency [MHz] 3982.5	---	-13	-46.07	dBm	PASS
Frequency [MHz] 3983.5	---	-13	-46.38	dBm	PASS
Frequency [MHz] 3984.5	---	-13	-46.67	dBm	PASS



FCC, ISED # Block edge conducted ~ NR Band_77_B Ant-1 SCS-30

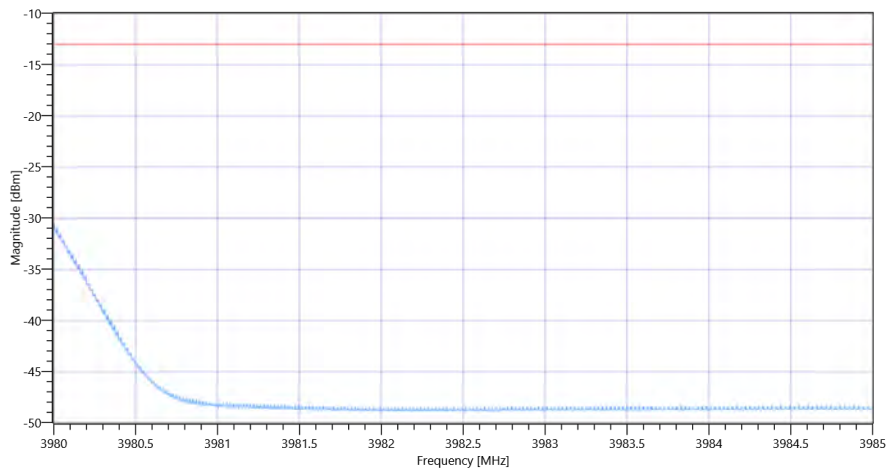
Test freq: high, UL[MHz]/CH 3935/0, CBW [MHz]: 90, RB_100PCT, Mod: 256QAM

READ SA SETTINGS:

RefLevel [dBm] RefLevelOffset [dB] InpAtt [dB]	5.97 0 25
Start [MHz] Stop [MHz]	3980.000 3985.000
RBW [MHz] VBW [MHz]	1.000000 3.000000
Detector TraceMode	RMS MAXH
Sweep: Time [ms] Count Points per Section Type	30000 1 1001 SWE

RESULT upper band

Test description	Lower Limit	Upper Limit	Measured	Unit	Verdict
Band power 1MHz					
Frequency [MHz] 3980.5	---	-13	-38.89	dBm	PASS
Frequency [MHz] 3981.5	---	-13	-48.81	dBm	PASS
Frequency [MHz] 3982.5	---	-13	-48.99	dBm	PASS
Frequency [MHz] 3983.5	---	-13	-48.92	dBm	PASS
Frequency [MHz] 3984.5	---	-13	-48.87	dBm	PASS



FCC, ISED # Block edge conducted ~ NR Band_77_B Ant-1 SCS-30

General verdict

PASS

FCC, ISED # Block edge conducted ~ NR Band_77_B Ant-1 SCS-30

Test References	
TC Start	27.06.2022 08:31:13
Ambit Temp [°C] Humidity [rel%]	24.2 58
System Version	3.2.0.2
Test Specification	FCC, ISED -
Test Method	
TC Version	0.0.1
My Description	FCC/ISED MobileRadio Block edge conducted - NR Band_77_B
Add. Information	

Test Parameter	
Technology to test	NR
Band	Band_77_B
SCS [kHz]	30
Waveform	CPOFDM
Antenna Port used	1
Temperature	nom
Voltage	nom
Frequency low to test	True
Frequency mid to test	False
Frequency high to test	False
Auto Control enabled Power Supply Climatic Box	No No
Additional Path Loss [dB]	0
Switched Path	None

Test Equipment	
Signal analyzer,Rohde&Schwarz,FSV-40,1307.9002K40/101042,3.70	

Test at BW [MHz]: 90

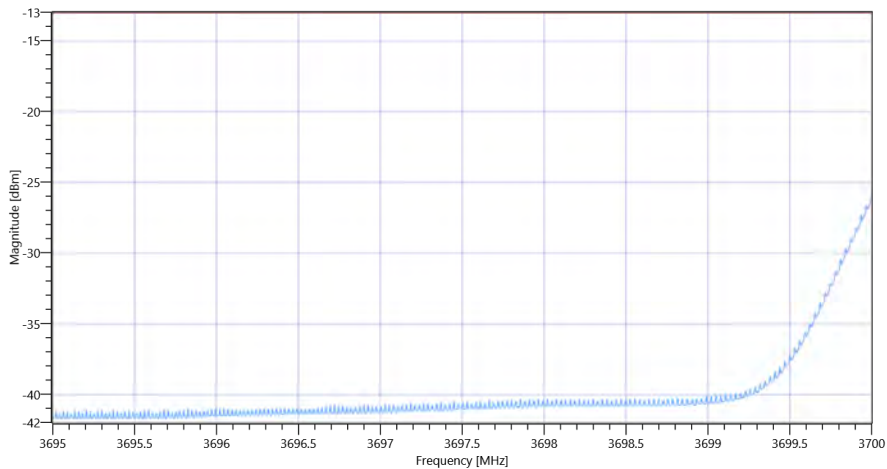
Test freq: low, UL[MHz]/CH 3745/0, CBW [MHz]: 90, RB_100PCT, Mod: QPSK

READ SA SETTINGS:

RefLevel [dBm] RefLevelOffset [dB] InpAtt [dB]	7.97 0 25
Start [MHz] Stop [MHz]	3695.000 3700.000
RBW [MHz] VBW [MHz]	1.000000 3.000000
Detector TraceMode	RMS MAXH
Sweep: Time [ms] Count Points per Section Type	30000 1 1001 SWE

RESULT lower band

Test description	Lower Limit	Upper Limit	Measured	Unit	Verdict
Band power 1MHz					
Frequency [MHz] 3700.5	---	-13	-33.6	dBm	PASS
Frequency [MHz] 3701.5	---	-13	-40.94	dBm	PASS
Frequency [MHz] 3702.5	---	-13	-41.18	dBm	PASS
Frequency [MHz] 3703.5	---	-13	-41.53	dBm	PASS
Frequency [MHz] 3704.5	---	-13	-41.79	dBm	PASS



FCC, ISED # Block edge conducted ~ NR Band_77_B Ant-1 SCS-30

Test freq: low, UL[MHz]/CH 3745/0, CBW [MHz]: 90, RB_100PCT, Mod: 16QAM

READ SA SETTINGS:

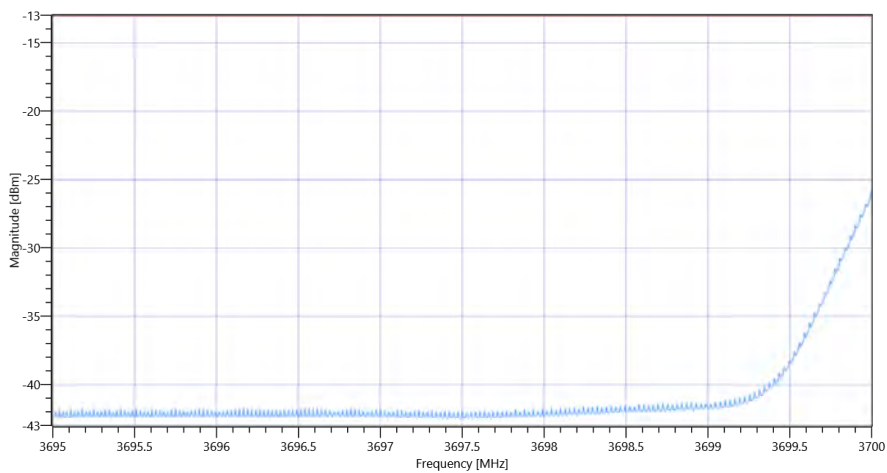
RefLevel [dBm] RefLevelOffset [dB] InpAtt [dB]	8.60 0 25
Start [MHz] Stop [MHz]	3695.000 3700.000
RBW [MHz] VBW [MHz]	1.000000 3.000000
Detector TraceMode	RMS MAXH
Sweep: Time [ms] Count Points per Section Type	30000 1 1001 SWE

RESULT lower band

Test description	Lower Limit	Upper Limit	Measured	Unit	Verdict
Band power 1MHz					

RESULT lower band

Test description	Lower Limit	Upper Limit	Measured	Unit	Verdict
Frequency [MHz] 3700.5	---	-13	-33.83	dBm	PASS
Frequency [MHz] 3701.5	---	-13	-42.14	dBm	PASS
Frequency [MHz] 3702.5	---	-13	-42.51	dBm	PASS
Frequency [MHz] 3703.5	---	-13	-42.44	dBm	PASS
Frequency [MHz] 3704.5	---	-13	-42.46	dBm	PASS



FCC, ISED # Block edge conducted ~ NR Band_77_B Ant-1 SCS-30

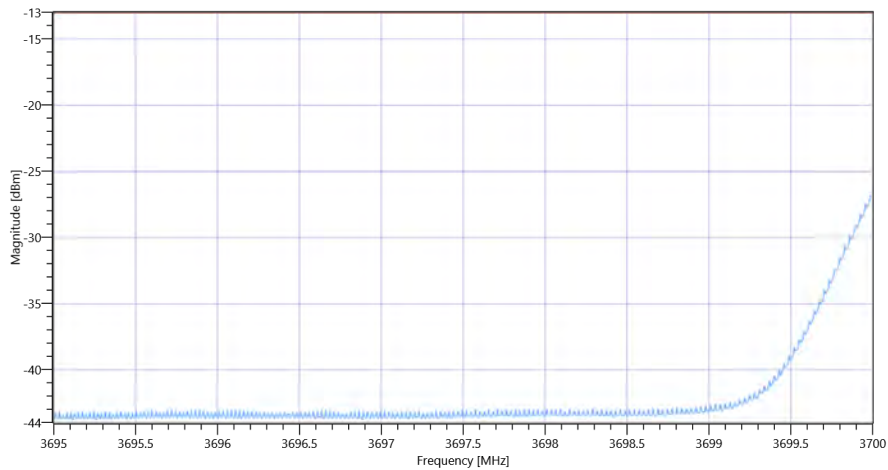
Test freq: low, UL[MHz]/CH 3745/0, CBW [MHz]: 90, RB_100PCT, Mod: 64QAM

READ SA SETTINGS:

RefLevel [dBm] RefLevelOffset [dB] InpAtt [dB]	8.31 0 25
Start [MHz] Stop [MHz]	3695.000 3700.000
RBW [MHz] VBW [MHz]	1.000000 3.000000
Detector TraceMode	RMS MAXH
Sweep: Time [ms] Count Points per Section Type	30000 1 1001 SWE

RESULT lower band

Test description	Lower Limit	Upper Limit	Measured	Unit	Verdict
Band power 1MHz					
Frequency [MHz] 3700.5	---	-13	-34.45	dBm	PASS
Frequency [MHz] 3701.5	---	-13	-43.56	dBm	PASS
Frequency [MHz] 3702.5	---	-13	-43.69	dBm	PASS
Frequency [MHz] 3703.5	---	-13	-43.73	dBm	PASS
Frequency [MHz] 3704.5	---	-13	-43.76	dBm	PASS



FCC, ISED # Block edge conducted ~ NR Band_77_B Ant-1 SCS-30

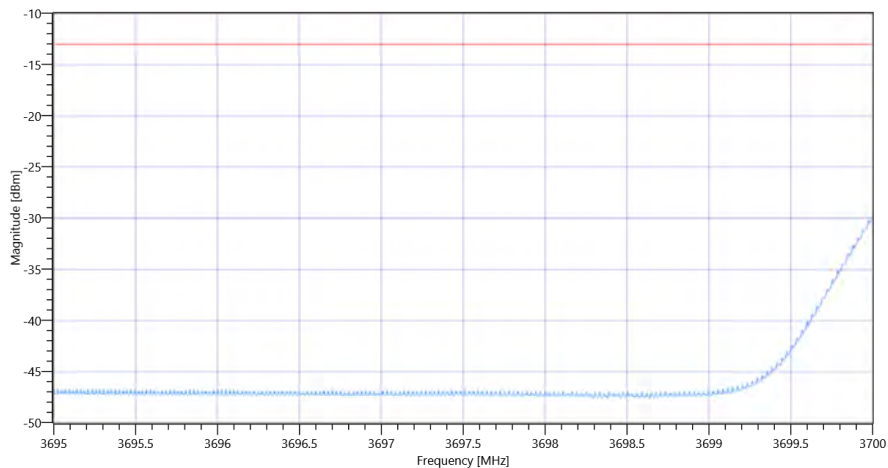
Test freq: low, UL[MHz]/CH 3745/0, CBW [MHz]: 90, RB_100PCT, Mod: 256QAM

READ SA SETTINGS:

RefLevel [dBm] RefLevelOffset [dB] InpAtt [dB]	5.57 0 25
Start [MHz] Stop [MHz]	3695.000 3700.000
RBW [MHz] VBW [MHz]	1.000000 3.000000
Detector TraceMode	RMS MAXH
Sweep: Time [ms] Count Points per Section Type	30000 1 1001 SWE

RESULT lower band

Test description	Lower Limit	Upper Limit	Measured	Unit	Verdict
Band power 1MHz					
Frequency [MHz] 3700.5	---	-13	-37.79	dBm	PASS
Frequency [MHz] 3701.5	---	-13	-47.55	dBm	PASS
Frequency [MHz] 3702.5	---	-13	-47.44	dBm	PASS
Frequency [MHz] 3703.5	---	-13	-47.42	dBm	PASS
Frequency [MHz] 3704.5	---	-13	-47.34	dBm	PASS



FCC, ISED # Block edge conducted ~ NR Band_77_B Ant-1 SCS-30

General verdict

PASS

FCC, ISED # Block edge conducted ~ NR Band_77_B Ant-2 SCS-30

Test References	
TC Start	27.06.2022 07:30:38
Ambit Temp [°C] Humidity [rel%]	23.4 60
System Version	3.1.1.3
Test Specification	FCC, ISED -
Test Method	
TC Version	0.0.1
My Description	FCC/ISED MobileRadio Block edge conducted - NR Band_77_B
Add. Information	

Test Parameter	
Technology to test	NR
Band	Band_77_B
SCS [kHz]	30
Waveform	CPOFDM
Antenna Port used	2
Temperature	nom
Voltage	nom
Frequency low to test	False
Frequency mid to test	False
Frequency high to test	True
Auto Control enabled Power Supply Climatic Box	No No
Additional Path Loss [dB]	0
Switched Path	None

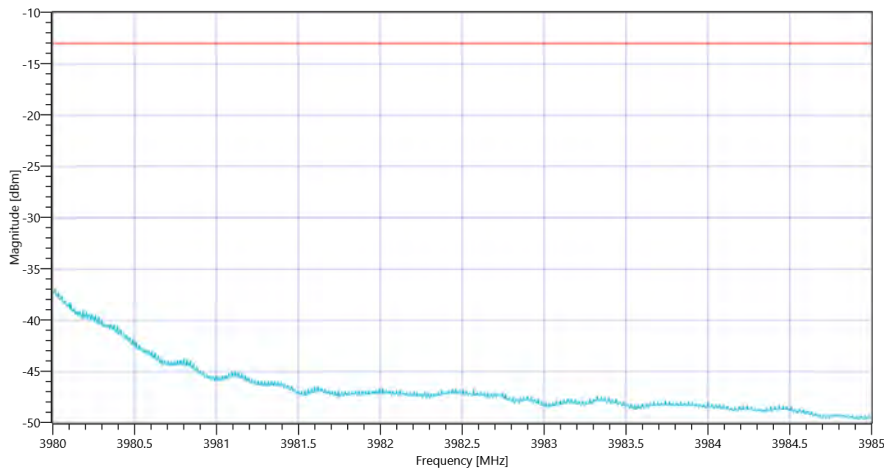
Test Equipment	
Signal analyzer,Rohde&Schwarz,FSV-40,1307.9002K40/101042,3.70	

Test at BW [MHz]: 10

Test freq: high, UL[MHz]/CH 3975/0, CBW [MHz]: 10, RB_100PCT, Mod: QPSK

READ SA SETTINGS:	
RefLevel [dBm] RefLevelOffset [dB] InpAtt [dB]	17.37 0 35
Start [MHz] Stop [MHz]	3980.000 3985.000
RBW [MHz] VBW [MHz]	0.100000 0.500000
Detector TraceMode	RMS MAXH
Sweep: Time [ms] Count Points per Section Type	30000 1 1001 SWE

RESULT upper band					
Test Description	Lower Limit	Upper Limit	Measured	Unit	Verdict
Band power 1MHz					
Frequency [MHz] 3980.5	---	-13	-31.61	dBm	PASS
Frequency [MHz] 3981.5	---	-13	-36.78	dBm	PASS
Frequency [MHz] 3982.5	---	-13	-37.61	dBm	PASS
Frequency [MHz] 3983.5	---	-13	-38.42	dBm	PASS
Frequency [MHz] 3984.5	---	-13	-39.2	dBm	PASS



FCC, ISED # Block edge conducted ~ NR Band_77_B Ant-2 SCS-30

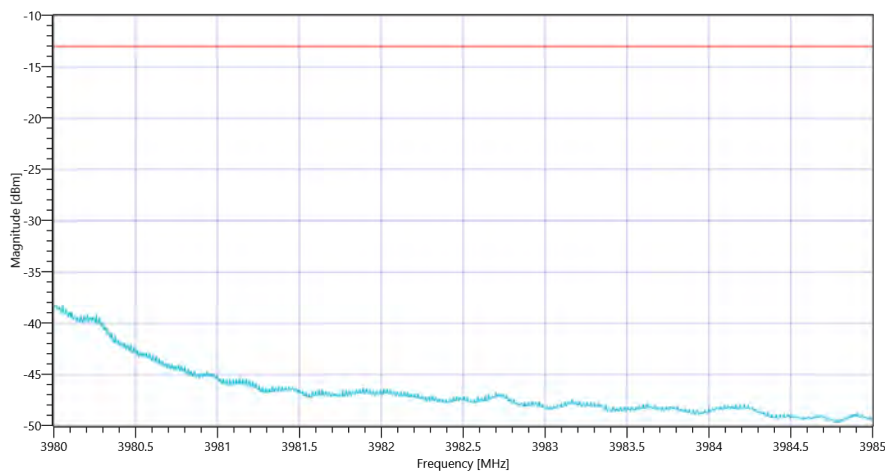
Test freq: high, UL[MHz]/CH 3975/0, CBW [MHz]: 10, RB_100PCT, Mod: 16QAM

READ SA SETTINGS:	
RefLevel [dBm] RefLevelOffset [dB] InpAtt [dB]	18.08 0 35
Start [MHz] Stop [MHz]	3980.000 3985.000
RBW [MHz] VBW [MHz]	0.100000 0.500000
Detector TraceMode	RMS MAXH
Sweep: Time [ms] Count Points per Section Type	30000 1 1001 SWE

RESULT upper band					
Test Description	Lower Limit	Upper Limit	Measured	Unit	Verdict
Band power 1MHz					

RESULT upper band

Test Description	Lower Limit	Upper Limit	Measured	Unit	Verdict
Frequency [MHz] 3980.5	---	-13	-31.97	dBm	PASS
Frequency [MHz] 3981.5	---	-13	-36.77	dBm	PASS
Frequency [MHz] 3982.5	---	-13	-37.65	dBm	PASS
Frequency [MHz] 3983.5	---	-13	-38.52	dBm	PASS
Frequency [MHz] 3984.5	---	-13	-39.16	dBm	PASS



FCC, ISED # Block edge conducted ~ NR Band_77_B Ant-2 SCS-30

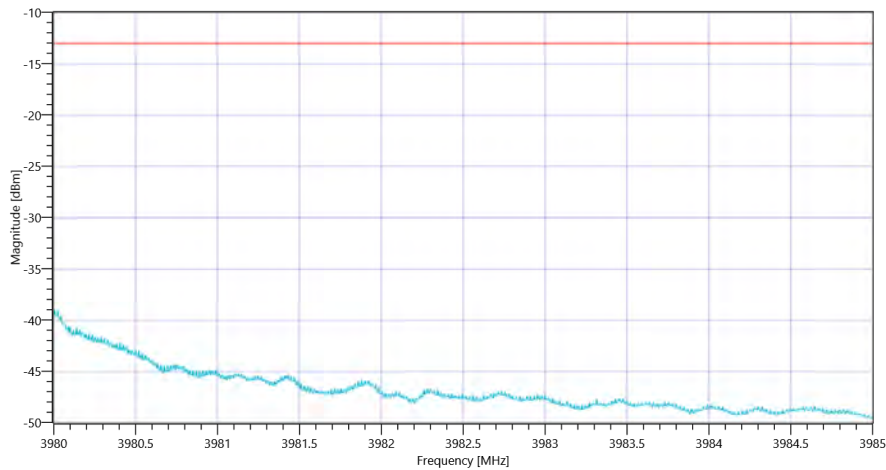
Test freq: high, UL[MHz]/CH 3975/0, CBW [MHz]: 10, RB_100PCT, Mod: 64QAM

READ SA SETTINGS:

RefLevel [dBm] RefLevelOffset [dB] InpAtt [dB]	18.06 0 35
Start [MHz] Stop [MHz]	3980.000 3985.000
RBW [MHz] VBW [MHz]	0.100000 0.500000
Detector TraceMode	RMS MAXH
Sweep: Time [ms] Count Points per Section Type	30000 1 1001 SWE

RESULT upper band

Test Description	Lower Limit	Upper Limit	Measured	Unit	Verdict
Band power 1MHz					
Frequency [MHz] 3980.5	---	-13	-33.13	dBm	PASS
Frequency [MHz] 3981.5	---	-13	-36.47	dBm	PASS
Frequency [MHz] 3982.5	---	-13	-37.73	dBm	PASS
Frequency [MHz] 3983.5	---	-13	-38.57	dBm	PASS
Frequency [MHz] 3984.5	---	-13	-39.16	dBm	PASS



FCC, ISED # Block edge conducted ~ NR Band_77_B Ant-2 SCS-30

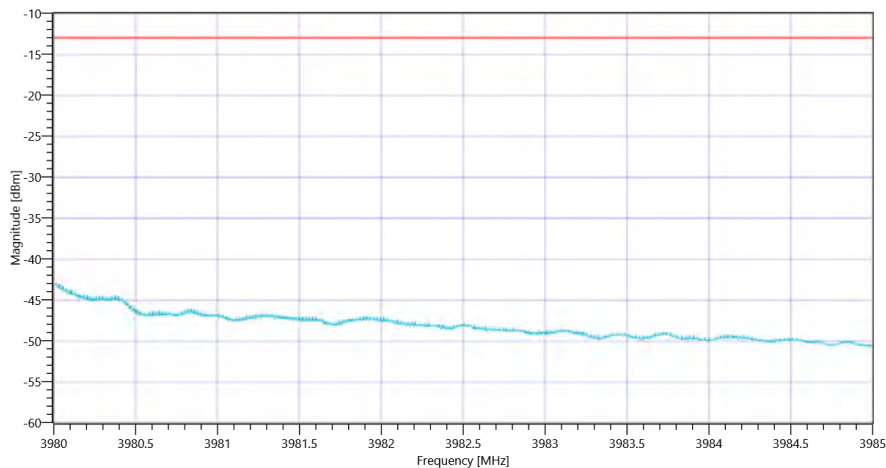
Test freq: high, UL[MHz]/CH 3975/0, CBW [MHz]: 10, RB_100PCT, Mod: 256QAM

READ SA SETTINGS:

RefLevel [dBm] RefLevelOffset [dB] InpAtt [dB]	16.45 0 35
Start [MHz] Stop [MHz]	3980.000 3985.000
RBW [MHz] VBW [MHz]	0.100000 0.500000
Detector TraceMode	RMS MAXH
Sweep: Time [ms] Count Points per Section Type	30000 1 1001 SWE

RESULT upper band

Test Description	Lower Limit	Upper Limit	Measured	Unit	Verdict
Band power 1MHz					
Frequency [MHz] 3980.5	---	-13	-35.81	dBm	PASS
Frequency [MHz] 3981.5	---	-13	-37.61	dBm	PASS
Frequency [MHz] 3982.5	---	-13	-38.59	dBm	PASS
Frequency [MHz] 3983.5	---	-13	-39.62	dBm	PASS
Frequency [MHz] 3984.5	---	-13	-40.25	dBm	PASS



FCC, ISED # Block edge conducted ~ NR Band_77_B Ant-2 SCS-30

General verdict

PASS

FCC, ISED # Block edge conducted ~ NR Band_77_B Ant-2 SCS-30

Test References	
TC Start	27.06.2022 06:43:40
Ambit Temp [°C] Humidity [rel%]	23.7 59
System Version	3.1.1.3
Test Specification	FCC, ISED -
Test Method	
TC Version	0.0.1
My Description	FCC/ISED MobileRadio Block edge conducted - NR Band_77_B
Add. Information	

Test Parameter	
Technology to test	NR
Band	Band_77_B
SCS [kHz]	30
Waveform	CPOFDM
Antenna Port used	2
Temperature	nom
Voltage	nom
Frequency low to test	False
Frequency mid to test	False
Frequency high to test	True
Auto Control enabled Power Supply Climatic Box	No No
Additional Path Loss [dB]	0
Switched Path	None

Test Equipment	
Signal analyzer,Rohde&Schwarz,FSV-40,1307.9002K40/101042,3.70	

Test at BW [MHz]: 20

Test freq: high, UL[MHz]/CH 3970/0, CBW [MHz]: 20, RB_100PCT, Mod: QPSK

READ SA SETTINGS:

RefLevel [dBm] RefLevelOffset [dB] InpAtt [dB]	14.87 0 30
Start [MHz] Stop [MHz]	3980.000 3985.000
RBW [MHz] VBW [MHz]	0.200000 1.000000
Detector TraceMode	RMS MAXH
Sweep: Time [ms] Count Points per Section Type	30000 1 1001 SWE

RESULT upper band

Test Description	Lower Limit	Upper Limit	Measured	Unit	Verdict
Band power 1MHz					
Frequency [MHz] 3980.5	---	-13	-36.23	dBm	PASS
Frequency [MHz] 3981.5	---	-13	-38.31	dBm	PASS
Frequency [MHz] 3982.5	---	-13	-39.53	dBm	PASS
Frequency [MHz] 3983.5	---	-13	-40.4	dBm	PASS
Frequency [MHz] 3984.5	---	-13	-40.86	dBm	PASS

FCC, ISED # Block edge conducted ~ NR Band_77_B Ant-2 SCS-30

Test freq: high, UL[MHz]/CH 3970/0, CBW [MHz]: 20, RB_100PCT, Mod: 16QAM

READ SA SETTINGS:

RefLevel [dBm] RefLevelOffset [dB] InpAtt [dB]	15.48 0 35
Start [MHz] Stop [MHz]	3980.000 3985.000
RBW [MHz] VBW [MHz]	0.200000 1.000000
Detector TraceMode	RMS MAXH
Sweep: Time [ms] Count Points per Section Type	30000 1 1001 SWE

RESULT upper band

Test Description	Lower Limit	Upper Limit	Measured	Unit	Verdict
Band power 1MHz					

RESULT upper band					
Test Description	Lower Limit	Upper Limit	Measured	Unit	Verdict
Frequency [MHz] 3980.5	---	-13	-36.18	dBm	PASS
Frequency [MHz] 3981.5	---	-13	-37.64	dBm	PASS
Frequency [MHz] 3982.5	---	-13	-38.23	dBm	PASS
Frequency [MHz] 3983.5	---	-13	-38.75	dBm	PASS
Frequency [MHz] 3984.5	---	-13	-39.16	dBm	PASS

FCC, ISED # Block edge conducted ~ NR Band_77_B Ant-2 SCS-30

Test freq: high, UL[MHz]/CH 3970/0, CBW [MHz]: 20, RB_100PCT, Mod: 64QAM

READ SA SETTINGS:	
RefLevel [dBm] RefLevelOffset [dB] InpAtt [dB]	14.79 0 30
Start [MHz] Stop [MHz]	3980.000 3985.000
RBW [MHz] VBW [MHz]	0.200000 1.000000
Detector TraceMode	RMS MAXH
Sweep: Time [ms] Count Points per Section Type	30000 1 1001 SWE

RESULT upper band					
Test Description	Lower Limit	Upper Limit	Measured	Unit	Verdict
Band power 1MHz					
Frequency [MHz] 3980.5	---	-13	-37.27	dBm	PASS
Frequency [MHz] 3981.5	---	-13	-39.3	dBm	PASS
Frequency [MHz] 3982.5	---	-13	-40	dBm	PASS
Frequency [MHz] 3983.5	---	-13	-40.35	dBm	PASS
Frequency [MHz] 3984.5	---	-13	-40.98	dBm	PASS

FCC, ISED # Block edge conducted ~ NR Band_77_B Ant-2 SCS-30

Test freq: high, UL[MHz]/CH 3970/0, CBW [MHz]: 20, RB_100PCT, Mod: 256QAM

READ SA SETTINGS:

RefLevel [dBm] RefLevelOffset [dB] InpAtt [dB]	11.70 0 30
Start [MHz] Stop [MHz]	3980.000 3985.000
RBW [MHz] VBW [MHz]	0.200000 1.000000
Detector TraceMode	RMS MAXH
Sweep: Time [ms] Count Points per Section Type	30000 1 1001 SWE

RESULT upper band

Test Description	Lower Limit	Upper Limit	Measured	Unit	Verdict
Band power 1MHz					
Frequency [MHz] 3980.5	---	-13	-39.53	dBm	PASS
Frequency [MHz] 3981.5	---	-13	-40.44	dBm	PASS
Frequency [MHz] 3982.5	---	-13	-41.16	dBm	PASS
Frequency [MHz] 3983.5	---	-13	-41.54	dBm	PASS
Frequency [MHz] 3984.5	---	-13	-42	dBm	PASS

FCC, ISED # Block edge conducted ~ NR Band_77_B Ant-2 SCS-30

General verdict

PASS

FCC, ISED # Block edge conducted ~ NR Band_77_B Ant-2 SCS-30

Test References	
TC Start	27.06.2022 06:15:34
Ambit Temp [°C] Humidity [rel%]	24.4 57
System Version	3.1.1.3
Test Specification	FCC, ISED -
Test Method	
TC Version	0.0.1
My Description	FCC/ISED MobileRadio Block edge conducted - NR Band_77_B
Add. Information	

Test Parameter	
Technology to test	NR
Band	Band_77_B
SCS [kHz]	30
Waveform	CPOFDM
Antenna Port used	2
Temperature	nom
Voltage	nom
Frequency low to test	False
Frequency mid to test	False
Frequency high to test	True
Auto Control enabled Power Supply Climatic Box	No No
Additional Path Loss [dB]	0
Switched Path	None

Test Equipment	
Signal analyzer,Rohde&Schwarz,FSV-40,1307.9002K40/101042,3.70	

Test at BW [MHz]: 30

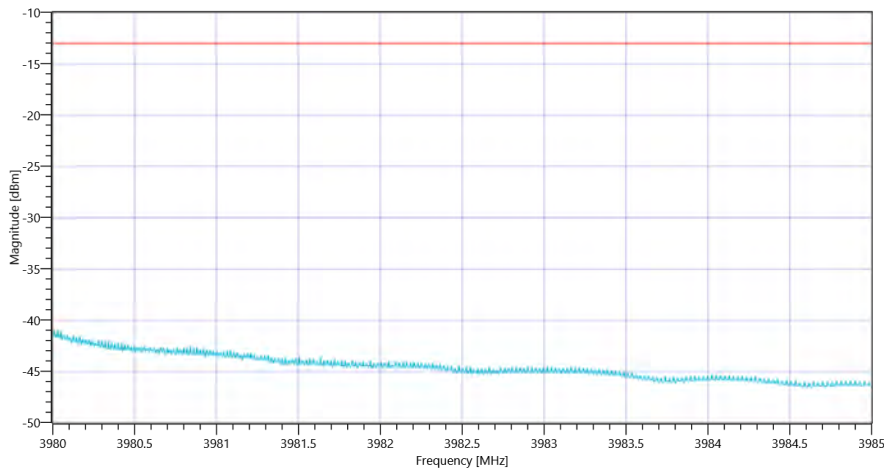
Test freq: high, UL[MHz]/CH 3965/0, CBW [MHz]: 30, RB_100PCT, Mod: QPSK

READ SA SETTINGS:

RefLevel [dBm] RefLevelOffset [dB] InpAtt [dB]	14.69 0 30
Start [MHz] Stop [MHz]	3980.000 3985.000
RBW [MHz] VBW [MHz]	0.300000 1.000000
Detector TraceMode	RMS MAXH
Sweep: Time [ms] Count Points per Section Type	30000 1 1001 SWE

RESULT upper band

Test Description	Lower Limit	Upper Limit	Measured	Unit	Verdict
Band power 1MHz					
Frequency [MHz] 3980.5	---	-13	-37.64	dBm	PASS
Frequency [MHz] 3981.5	---	-13	-39.02	dBm	PASS
Frequency [MHz] 3982.5	---	-13	-39.8	dBm	PASS
Frequency [MHz] 3983.5	---	-13	-40.43	dBm	PASS
Frequency [MHz] 3984.5	---	-13	-41.12	dBm	PASS



FCC, ISED # Block edge conducted ~ NR Band_77_B Ant-2 SCS-30

Test freq: high, UL[MHz]/CH 3965/0, CBW [MHz]: 30, RB_100PCT, Mod: 16QAM

READ SA SETTINGS:

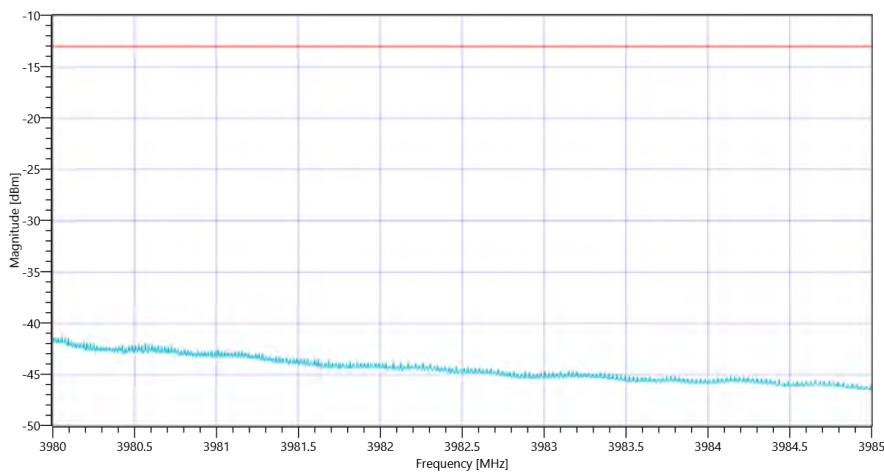
RefLevel [dBm] RefLevelOffset [dB] InpAtt [dB]	14.05 0 30
Start [MHz] Stop [MHz]	3980.000 3985.000
RBW [MHz] VBW [MHz]	0.300000 1.000000
Detector TraceMode	RMS MAXH
Sweep: Time [ms] Count Points per Section Type	30000 1 1001 SWE

RESULT upper band

Test Description	Lower Limit	Upper Limit	Measured	Unit	Verdict
Band power 1MHz					

RESULT upper band

Test Description	Lower Limit	Upper Limit	Measured	Unit	Verdict
Frequency [MHz] 3980.5	---	-13	-37.59	dBm	PASS
Frequency [MHz] 3981.5	---	-13	-38.76	dBm	PASS
Frequency [MHz] 3982.5	---	-13	-39.72	dBm	PASS
Frequency [MHz] 3983.5	---	-13	-40.43	dBm	PASS
Frequency [MHz] 3984.5	---	-13	-40.94	dBm	PASS



FCC, ISED # Block edge conducted ~ NR Band_77_B Ant-2 SCS-30

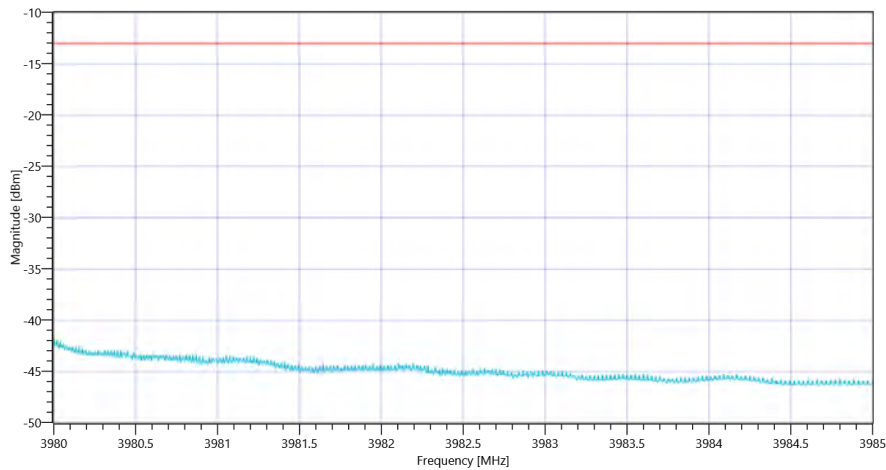
Test freq: high, UL[MHz]/CH 3965/0, CBW [MHz]: 30, RB_100PCT, Mod: 64QAM

READ SA SETTINGS:

RefLevel [dBm] RefLevelOffset [dB] InpAtt [dB]	12.96 0 30
Start [MHz] Stop [MHz]	3980.000 3985.000
RBW [MHz] VBW [MHz]	0.300000 1.000000
Detector TraceMode	RMS MAXH
Sweep: Time [ms] Count Points per Section Type	30000 1 1001 SWE

RESULT upper band

Test Description	Lower Limit	Upper Limit	Measured	Unit	Verdict
Band power 1MHz					
Frequency [MHz] 3980.5	---	-13	-38.46	dBm	PASS
Frequency [MHz] 3981.5	---	-13	-39.5	dBm	PASS
Frequency [MHz] 3982.5	---	-13	-40.09	dBm	PASS
Frequency [MHz] 3983.5	---	-13	-40.73	dBm	PASS
Frequency [MHz] 3984.5	---	-13	-41.04	dBm	PASS



FCC, ISED # Block edge conducted ~ NR Band_77_B Ant-2 SCS-30

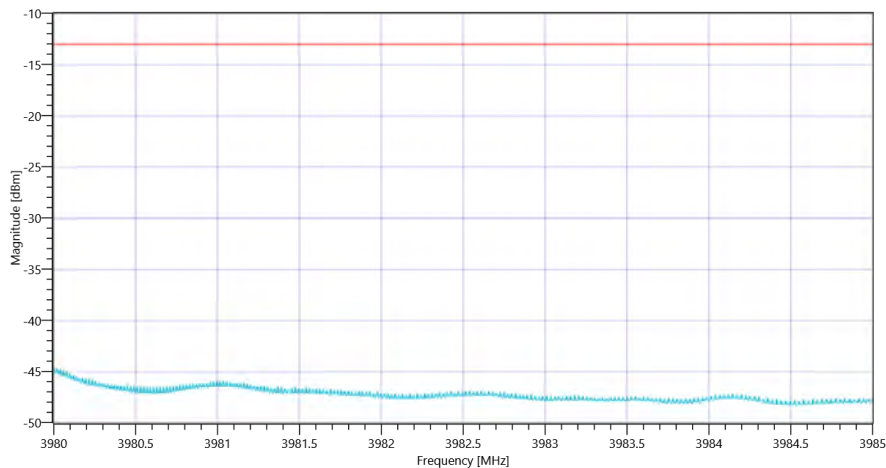
Test freq: high, UL[MHz]/CH 3965/0, CBW [MHz]: 30, RB_100PCT, Mod: 256QAM

READ SA SETTINGS:

RefLevel [dBm] RefLevelOffset [dB] InpAtt [dB]	10.39 0 30
Start [MHz] Stop [MHz]	3980.000 3985.000
RBW [MHz] VBW [MHz]	0.300000 1.000000
Detector TraceMode	RMS MAXH
Sweep: Time [ms] Count Points per Section Type	30000 1 1001 SWE

RESULT upper band

Test Description	Lower Limit	Upper Limit	Measured	Unit	Verdict
Band power 1MHz					
Frequency [MHz] 3980.5	---	-13	-41.39	dBm	PASS
Frequency [MHz] 3981.5	---	-13	-41.91	dBm	PASS
Frequency [MHz] 3982.5	---	-13	-42.43	dBm	PASS
Frequency [MHz] 3983.5	---	-13	-42.8	dBm	PASS
Frequency [MHz] 3984.5	---	-13	-42.89	dBm	PASS



FCC, ISED # Block edge conducted ~ NR Band_77_B Ant-2 SCS-30

General verdict

PASS

FCC, ISED # Block edge conducted ~ NR Band_77_B Ant-2 SCS-30

Test References	
TC Start	27.06.2022 05:11:34
Ambit Temp [°C] Humidity [rel%]	24.6 57
System Version	3.1.1.3
Test Specification	FCC, ISED -
Test Method	
TC Version	0.0.1
My Description	FCC/ISED MobileRadio Block edge conducted - NR Band_77_B
Add. Information	

Test Parameter	
Technology to test	NR
Band	Band_77_B
SCS [kHz]	30
Waveform	CPOFDM
Antenna Port used	2
Temperature	nom
Voltage	nom
Frequency low to test	False
Frequency mid to test	False
Frequency high to test	True
Auto Control enabled Power Supply Climatic Box	No No
Additional Path Loss [dB]	0
Switched Path	None

Test Equipment	
Signal analyzer,Rohde&Schwarz,FSV-40,1307.9002K40/101042,3.70	

Test at BW [MHz]: 40

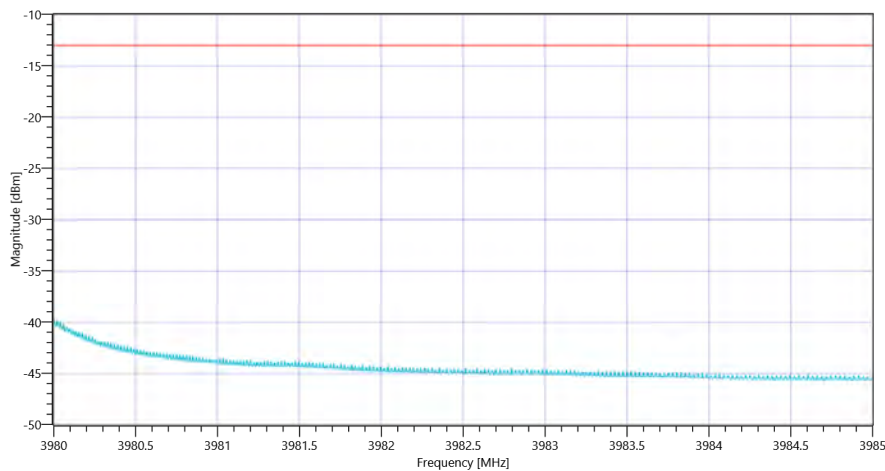
Test freq: high, UL[MHz]/CH 3960/0, CBW [MHz]: 40, RB_100PCT, Mod: QPSK

READ SA SETTINGS:

RefLevel [dBm] RefLevelOffset [dB] InpAtt [dB]	11.49 0 30
Start [MHz] Stop [MHz]	3980.000 3985.000
RBW [MHz] VBW [MHz]	0.500000 2.000000
Detector TraceMode	RMS MAXH
Sweep: Time [ms] Count Points per Section Type	30000 1 1001 SWE

RESULT upper band

Test Description	Lower Limit	Upper Limit	Measured	Unit	Verdict
Band power 1MHz					
Frequency [MHz] 3980.5	---	-13	-39.73	dBm	PASS
Frequency [MHz] 3981.5	---	-13	-41.51	dBm	PASS
Frequency [MHz] 3982.5	---	-13	-42.11	dBm	PASS
Frequency [MHz] 3983.5	---	-13	-42.42	dBm	PASS
Frequency [MHz] 3984.5	---	-13	-42.73	dBm	PASS



FCC, ISED # Block edge conducted ~ NR Band_77_B Ant-2 SCS-30

Test freq: high, UL[MHz]/CH 3960/0, CBW [MHz]: 40, RB_100PCT, Mod: 16QAM

READ SA SETTINGS:

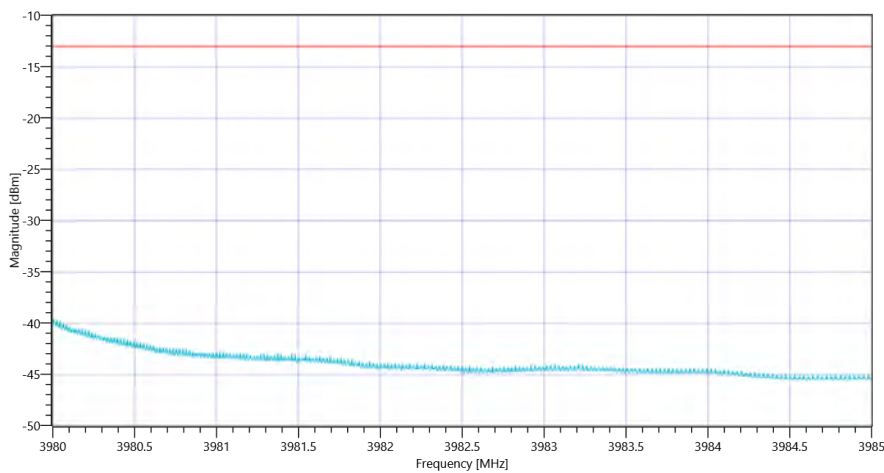
RefLevel [dBm] RefLevelOffset [dB] InpAtt [dB]	12.78 0 30
Start [MHz] Stop [MHz]	3980.000 3985.000
RBW [MHz] VBW [MHz]	0.500000 2.000000
Detector TraceMode	RMS MAXH
Sweep: Time [ms] Count Points per Section Type	30000 1 1001 SWE

RESULT upper band

Test Description	Lower Limit	Upper Limit	Measured	Unit	Verdict
Band power 1MHz					

RESULT upper band

Test Description	Lower Limit	Upper Limit	Measured	Unit	Verdict
Frequency [MHz] 3980.5	---	-13	-39.17	dBm	PASS
Frequency [MHz] 3981.5	---	-13	-40.87	dBm	PASS
Frequency [MHz] 3982.5	---	-13	-41.73	dBm	PASS
Frequency [MHz] 3983.5	---	-13	-41.86	dBm	PASS
Frequency [MHz] 3984.5	---	-13	-42.48	dBm	PASS



FCC, ISED # Block edge conducted ~ NR Band_77_B Ant-2 SCS-30

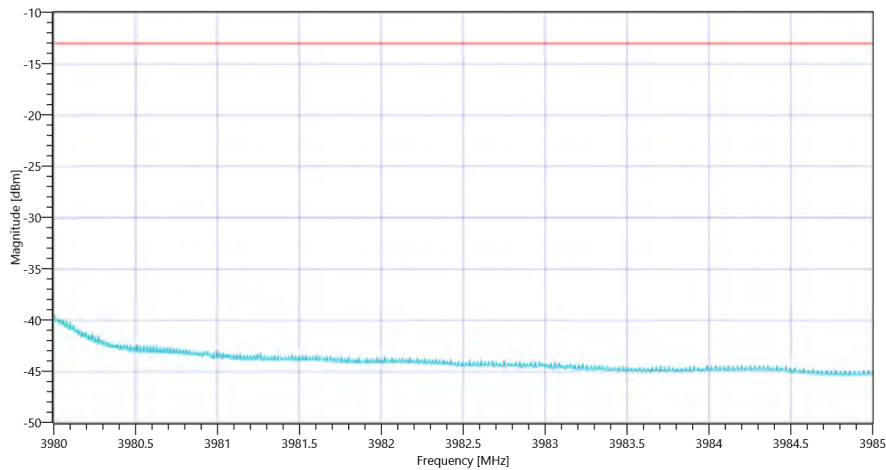
Test freq: high, UL[MHz]/CH 3960/0, CBW [MHz]: 40, RB_100PCT, Mod: 64QAM

READ SA SETTINGS:

RefLevel [dBm] RefLevelOffset [dB] InpAtt [dB]	12.05 0 30
Start [MHz] Stop [MHz]	3980.000 3985.000
RBW [MHz] VBW [MHz]	0.500000 2.000000
Detector TraceMode	RMS MAXH
Sweep: Time [ms] Count Points per Section Type	30000 1 1001 SWE

RESULT upper band

Test Description	Lower Limit	Upper Limit	Measured	Unit	Verdict
Band power 1MHz					
Frequency [MHz] 3980.5	---	-13	-39.55	dBm	PASS
Frequency [MHz] 3981.5	---	-13	-41.06	dBm	PASS
Frequency [MHz] 3982.5	---	-13	-41.49	dBm	PASS
Frequency [MHz] 3983.5	---	-13	-42.01	dBm	PASS
Frequency [MHz] 3984.5	---	-13	-42.24	dBm	PASS



FCC, ISED # Block edge conducted ~ NR Band_77_B Ant-2 SCS-30

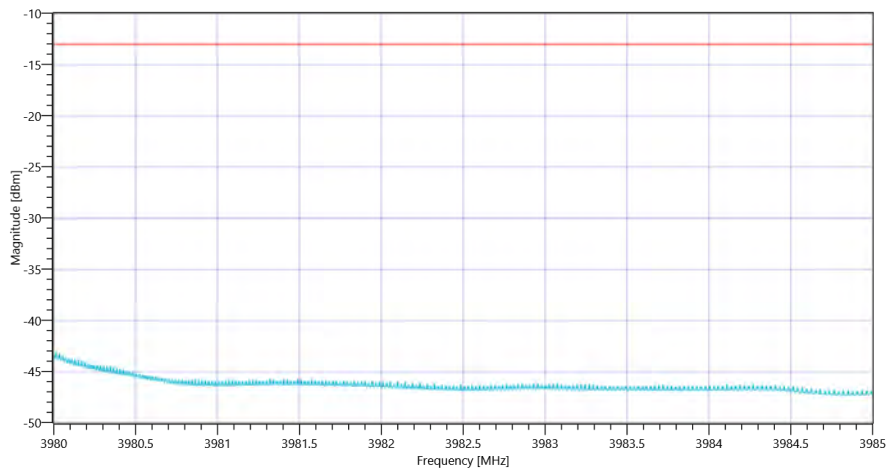
Test freq: high, UL[MHz]/CH 3960/0, CBW [MHz]: 40, RB_100PCT, Mod: 256QAM

READ SA SETTINGS:

RefLevel [dBm] RefLevelOffset [dB] InpAtt [dB]	9.48 0 25
Start [MHz] Stop [MHz]	3980.000 3985.000
RBW [MHz] VBW [MHz]	0.500000 2.000000
Detector TraceMode	RMS MAXH
Sweep: Time [ms] Count Points per Section Type	30000 1 1001 SWE

RESULT upper band

Test Description	Lower Limit	Upper Limit	Measured	Unit	Verdict
Band power 1MHz					
Frequency [MHz] 3980.5	---	-13	-42.42	dBm	PASS
Frequency [MHz] 3981.5	---	-13	-43.46	dBm	PASS
Frequency [MHz] 3982.5	---	-13	-43.84	dBm	PASS
Frequency [MHz] 3983.5	---	-13	-43.92	dBm	PASS
Frequency [MHz] 3984.5	---	-13	-44.13	dBm	PASS



FCC, ISED # Block edge conducted ~ NR Band_77_B Ant-2 SCS-30

General verdict

PASS

FCC, ISED # Block edge conducted ~ NR Band_77_B Ant-2 SCS-30

Test References	
TC Start	27.06.2022 01:42:33
Ambit Temp [°C] Humidity [rel%]	24.8 56
System Version	3.1.1.3
Test Specification	FCC, ISED -
Test Method	
TC Version	0.0.1
My Description	FCC/ISED MobileRadio Block edge conducted - NR Band_77_B
Add. Information	

Test Parameter	
Technology to test	NR
Band	Band_77_B
SCS [kHz]	30
Waveform	CPOFDM
Antenna Port used	2
Temperature	nom
Voltage	nom
Frequency low to test	False
Frequency mid to test	False
Frequency high to test	True
Auto Control enabled Power Supply Climatic Box	No No
Additional Path Loss [dB]	0
Switched Path	None

Test Equipment	
Signal analyzer,Rohde&Schwarz,FSV-40,1307.9002K40/101042,3.70	

Test at BW [MHz]: 50

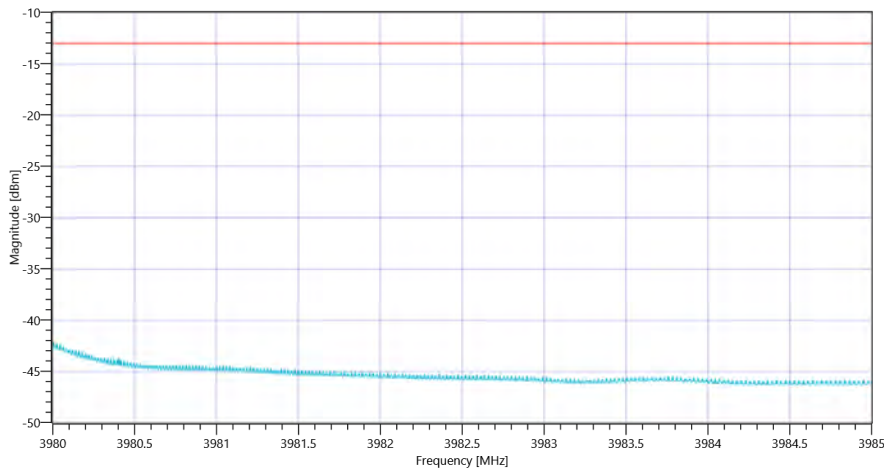
Test freq: high, UL[MHz]/CH 3955/0, CBW [MHz]: 50, RB_100PCT, Mod: QPSK

READ SA SETTINGS:

RefLevel [dBm] RefLevelOffset [dB] InpAtt [dB]	10.17 0 30
Start [MHz] Stop [MHz]	3980.000 3985.000
RBW [MHz] VBW [MHz]	0.500000 2.000000
Detector TraceMode	RMS MAXH
Sweep: Time [ms] Count Points per Section Type	30000 1 1001 SWE

RESULT upper band

Test Description	Lower Limit	Upper Limit	Measured	Unit	Verdict
Band power 1MHz					
Frequency [MHz] 3980.5	---	-13	-41.37	dBm	PASS
Frequency [MHz] 3981.5	---	-13	-42.4	dBm	PASS
Frequency [MHz] 3982.5	---	-13	-42.91	dBm	PASS
Frequency [MHz] 3983.5	---	-13	-43.18	dBm	PASS
Frequency [MHz] 3984.5	---	-13	-43.39	dBm	PASS



FCC, ISED # Block edge conducted ~ NR Band_77_B Ant-2 SCS-30

Test freq: high, UL[MHz]/CH 3955/0, CBW [MHz]: 50, RB_100PCT, Mod: 16QAM

READ SA SETTINGS:

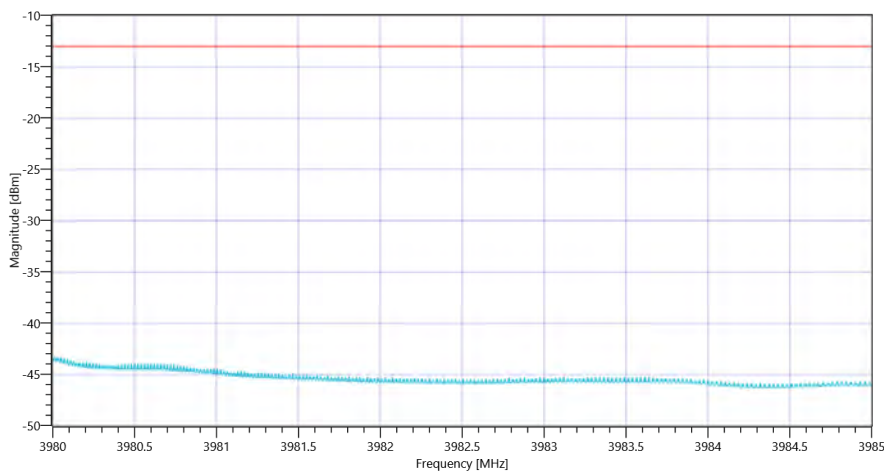
RefLevel [dBm] RefLevelOffset [dB] InpAtt [dB]	11.72 0 30
Start [MHz] Stop [MHz]	3980.000 3985.000
RBW [MHz] VBW [MHz]	0.500000 2.000000
Detector TraceMode	RMS MAXH
Sweep: Time [ms] Count Points per Section Type	30000 1 1001 SWE

RESULT upper band

Test Description	Lower Limit	Upper Limit	Measured	Unit	Verdict
Band power 1MHz					

RESULT upper band

Test Description	Lower Limit	Upper Limit	Measured	Unit	Verdict
Frequency [MHz] 3980.5	---	-13	-41.57	dBm	PASS
Frequency [MHz] 3981.5	---	-13	-42.58	dBm	PASS
Frequency [MHz] 3982.5	---	-13	-42.97	dBm	PASS
Frequency [MHz] 3983.5	---	-13	-42.91	dBm	PASS
Frequency [MHz] 3984.5	---	-13	-43.33	dBm	PASS



FCC, ISED # Block edge conducted ~ NR Band_77_B Ant-2 SCS-30

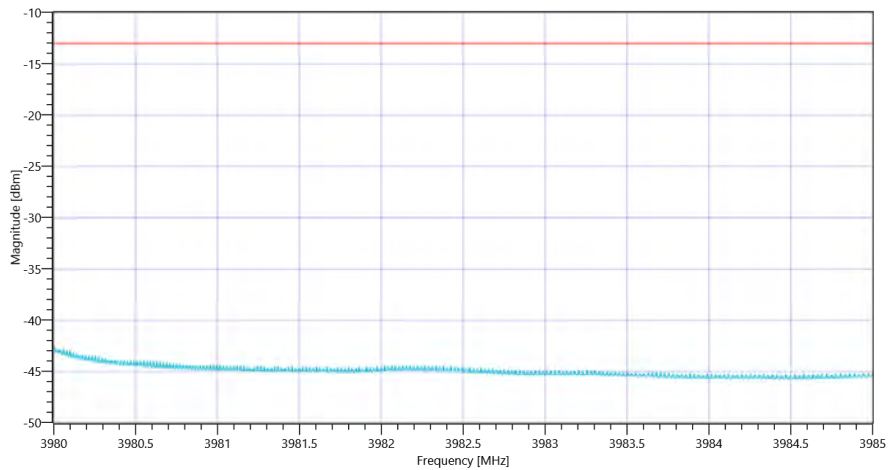
Test freq: high, UL[MHz]/CH 3955/0, CBW [MHz]: 50, RB_100PCT, Mod: 64QAM

READ SA SETTINGS:

RefLevel [dBm] RefLevelOffset [dB] InpAtt [dB]	10.72 0 30
Start [MHz] Stop [MHz]	3980.000 3985.000
RBW [MHz] VBW [MHz]	0.500000 2.000000
Detector TraceMode	RMS MAXH
Sweep: Time [ms] Count Points per Section Type	30000 1 1001 SWE

RESULT upper band

Test Description	Lower Limit	Upper Limit	Measured	Unit	Verdict
Band power 1MHz					
Frequency [MHz] 3980.5	---	-13	-41.39	dBm	PASS
Frequency [MHz] 3981.5	---	-13	-42.12	dBm	PASS
Frequency [MHz] 3982.5	---	-13	-42.21	dBm	PASS
Frequency [MHz] 3983.5	---	-13	-42.61	dBm	PASS
Frequency [MHz] 3984.5	---	-13	-42.81	dBm	PASS



FCC, ISED # Block edge conducted ~ NR Band_77_B Ant-2 SCS-30

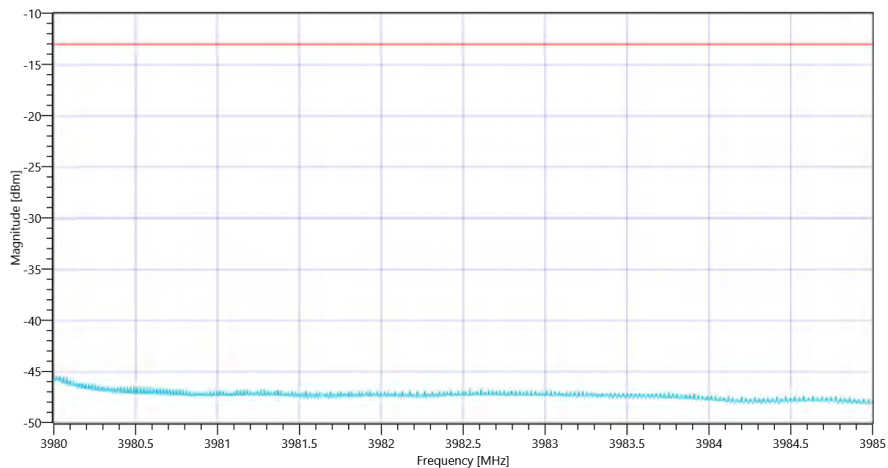
Test freq: high, UL[MHz]/CH 3955/0, CBW [MHz]: 50, RB_100PCT, Mod: 256QAM

READ SA SETTINGS:

RefLevel [dBm] RefLevelOffset [dB] InpAtt [dB]	7.79 0 25
Start [MHz] Stop [MHz]	3980.000 3985.000
RBW [MHz] VBW [MHz]	0.500000 2.000000
Detector TraceMode	RMS MAXH
Sweep: Time [ms] Count Points per Section Type	30000 1 1001 SWE

RESULT upper band

Test Description	Lower Limit	Upper Limit	Measured	Unit	Verdict
Band power 1MHz					
Frequency [MHz] 3980.5	---	-13	-44.05	dBm	PASS
Frequency [MHz] 3981.5	---	-13	-44.5	dBm	PASS
Frequency [MHz] 3982.5	---	-13	-44.48	dBm	PASS
Frequency [MHz] 3983.5	---	-13	-44.62	dBm	PASS
Frequency [MHz] 3984.5	---	-13	-45.08	dBm	PASS



FCC, ISED # Block edge conducted ~ NR Band_77_B Ant-2 SCS-30

General verdict

PASS

FCC, ISED # Block edge conducted ~ NR Band_77_B Ant-2 SCS-30

Test References	
TC Start	27.06.2022 00:07:59
Ambit Temp [°C] Humidity [rel%]	24.9 56
System Version	3.1.1.3
Test Specification	FCC, ISED -
Test Method	
TC Version	0.0.1
My Description	FCC/ISED MobileRadio Block edge conducted - NR Band_77_B
Add. Information	

Test Parameter	
Technology to test	NR
Band	Band_77_B
SCS [kHz]	30
Waveform	CPOFDM
Antenna Port used	2
Temperature	nom
Voltage	nom
Frequency low to test	False
Frequency mid to test	False
Frequency high to test	True
Auto Control enabled Power Supply Climatic Box	No No
Additional Path Loss [dB]	0
Switched Path	None

Test Equipment	
Signal analyzer,Rohde&Schwarz,FSV-40,1307.9002K40/101042,3.70	

Test at BW [MHz]: 60

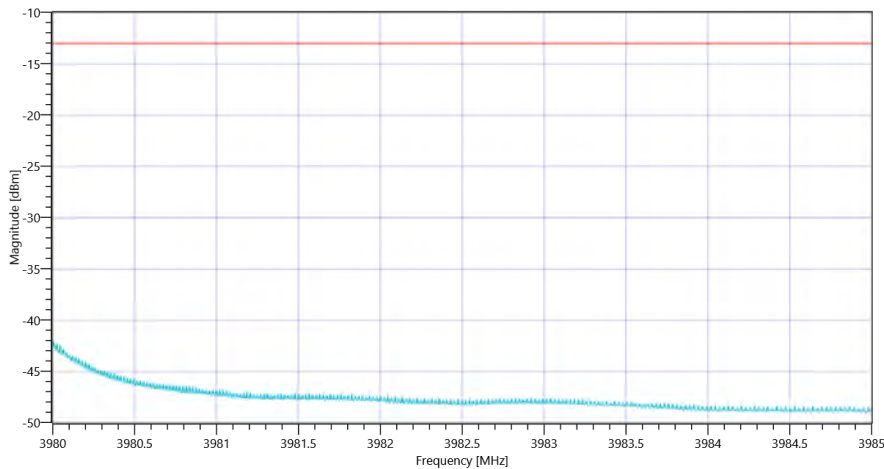
Test freq: high, UL[MHz]/CH 3950/0, CBW [MHz]: 60, RB_100PCT, Mod: QPSK

READ SA SETTINGS:

RefLevel [dBm] RefLevelOffset [dB] InpAtt [dB]	9.75 0 25
Start [MHz] Stop [MHz]	3980.000 3985.000
RBW [MHz] VBW [MHz]	0.500000 2.000000
Detector TraceMode	RMS MAXH
Sweep: Time [ms] Count Points per Section Type	30000 1 1001 SWE

RESULT upper band

Test Description	Lower Limit	Upper Limit	Measured	Unit	Verdict
Band power 1MHz					
Frequency [MHz] 3980.5	---	-13	-42.74	dBm	PASS
Frequency [MHz] 3981.5	---	-13	-44.78	dBm	PASS
Frequency [MHz] 3982.5	---	-13	-45.24	dBm	PASS
Frequency [MHz] 3983.5	---	-13	-45.54	dBm	PASS
Frequency [MHz] 3984.5	---	-13	-46.02	dBm	PASS



FCC, ISED # Block edge conducted ~ NR Band_77_B Ant-2 SCS-30

Test freq: high, UL[MHz]/CH 3950/0, CBW [MHz]: 60, RB_100PCT, Mod: 16QAM

READ SA SETTINGS:

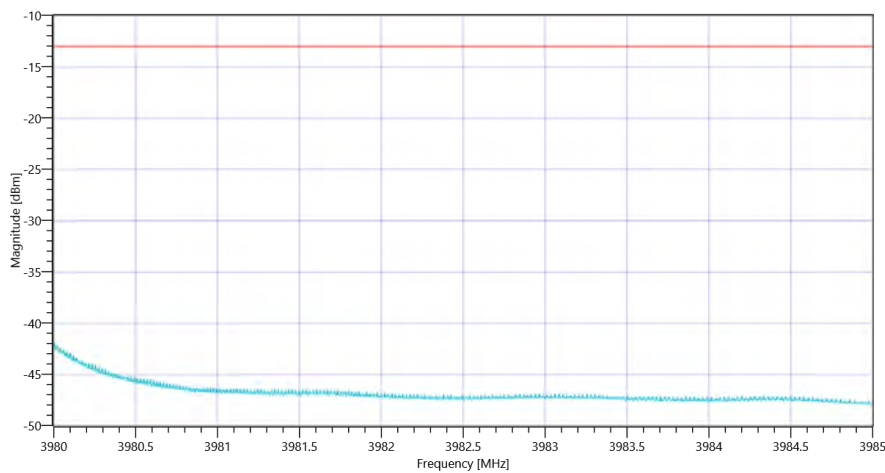
RefLevel [dBm] RefLevelOffset [dB] InpAtt [dB]	10.73 0 30
Start [MHz] Stop [MHz]	3980.000 3985.000
RBW [MHz] VBW [MHz]	0.500000 2.000000
Detector TraceMode	RMS MAXH
Sweep: Time [ms] Count Points per Section Type	30000 1 1001 SWE

RESULT upper band

Test Description	Lower Limit	Upper Limit	Measured	Unit	Verdict
Band power 1MHz					

RESULT upper band

Test Description	Lower Limit	Upper Limit	Measured	Unit	Verdict
Frequency [MHz] 3980.5	---	-13	-42.34	dBm	PASS
Frequency [MHz] 3981.5	---	-13	-44.08	dBm	PASS
Frequency [MHz] 3982.5	---	-13	-44.5	dBm	PASS
Frequency [MHz] 3983.5	---	-13	-44.58	dBm	PASS
Frequency [MHz] 3984.5	---	-13	-44.76	dBm	PASS



FCC, ISED # Block edge conducted ~ NR Band_77_B Ant-2 SCS-30

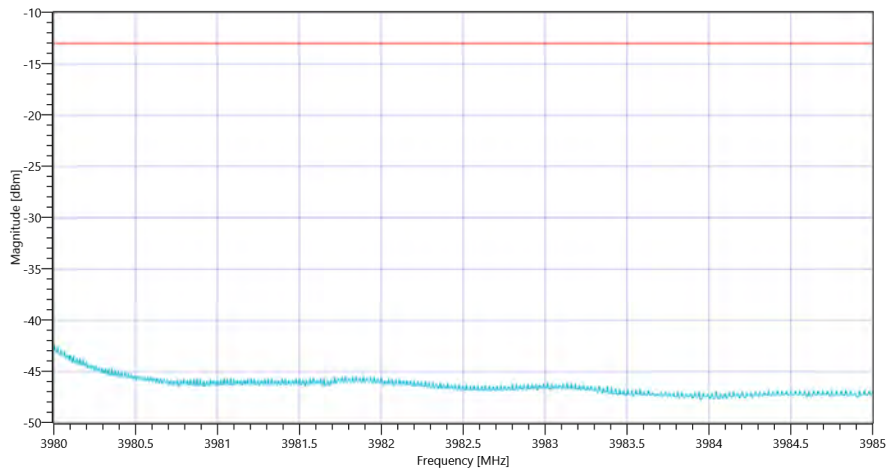
Test freq: high, UL[MHz]/CH 3950/0, CBW [MHz]: 60, RB_100PCT, Mod: 64QAM

READ SA SETTINGS:

RefLevel [dBm] RefLevelOffset [dB] InpAtt [dB]	9.79 0 25
Start [MHz] Stop [MHz]	3980.000 3985.000
RBW [MHz] VBW [MHz]	0.500000 2.000000
Detector TraceMode	RMS MAXH
Sweep: Time [ms] Count Points per Section Type	30000 1 1001 SWE

RESULT upper band

Test Description	Lower Limit	Upper Limit	Measured	Unit	Verdict
Band power 1MHz					
Frequency [MHz] 3980.5	---	-13	-42.42	dBm	PASS
Frequency [MHz] 3981.5	---	-13	-43.3	dBm	PASS
Frequency [MHz] 3982.5	---	-13	-43.74	dBm	PASS
Frequency [MHz] 3983.5	---	-13	-44.25	dBm	PASS
Frequency [MHz] 3984.5	---	-13	-44.5	dBm	PASS



FCC, ISED # Block edge conducted ~ NR Band_77_B Ant-2 SCS-30

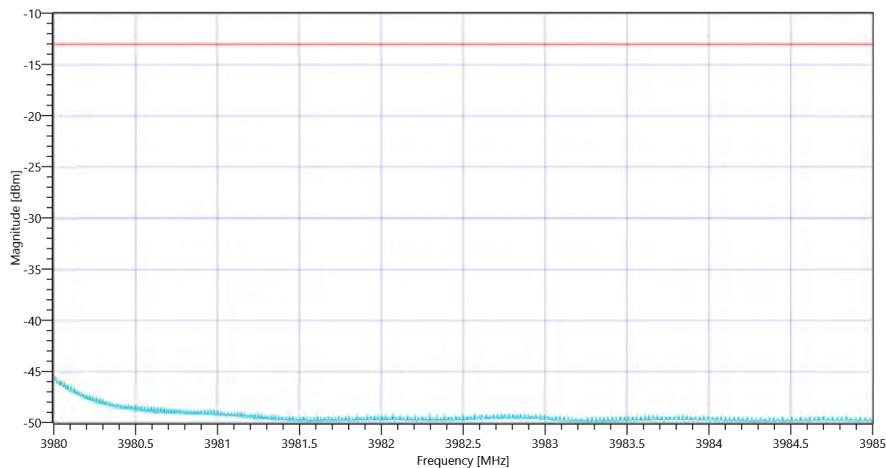
Test freq: high, UL[MHz]/CH 3950/0, CBW [MHz]: 60, RB_100PCT, Mod: 256QAM

READ SA SETTINGS:

RefLevel [dBm] RefLevelOffset [dB] InpAtt [dB]	7.07 0 25
Start [MHz] Stop [MHz]	3980.000 3985.000
RBW [MHz] VBW [MHz]	0.500000 2.000000
Detector TraceMode	RMS MAXH
Sweep: Time [ms] Count Points per Section Type	30000 1 1001 SWE

RESULT upper band

Test Description	Lower Limit	Upper Limit	Measured	Unit	Verdict
Band power 1MHz					
Frequency [MHz] 3980.5	---	-13	-45.41	dBm	PASS
Frequency [MHz] 3981.5	---	-13	-46.82	dBm	PASS
Frequency [MHz] 3982.5	---	-13	-46.83	dBm	PASS
Frequency [MHz] 3983.5	---	-13	-46.94	dBm	PASS
Frequency [MHz] 3984.5	---	-13	-46.99	dBm	PASS



FCC, ISED # Block edge conducted ~ NR Band_77_B Ant-2 SCS-30

General verdict

PASS

FCC, ISED # Block edge conducted ~ NR Band_77_B Ant-2 SCS-30

Test References	
TC Start	26.06.2022 23:39:31
Ambit Temp [°C] Humidity [rel%]	24.9 56
System Version	3.1.1.3
Test Specification	FCC, ISED -
Test Method	
TC Version	0.0.1
My Description	FCC/ISED MobileRadio Block edge conducted - NR Band_77_B
Add. Information	

Test Parameter	
Technology to test	NR
Band	Band_77_B
SCS [kHz]	30
Waveform	CPOFDM
Antenna Port used	2
Temperature	nom
Voltage	nom
Frequency low to test	False
Frequency mid to test	False
Frequency high to test	True
Auto Control enabled Power Supply Climatic Box	No No
Additional Path Loss [dB]	0
Switched Path	None

Test Equipment	
Signal analyzer,Rohde&Schwarz,FSV-40,1307.9002K40/101042,3.70	

Test at BW [MHz]: 70

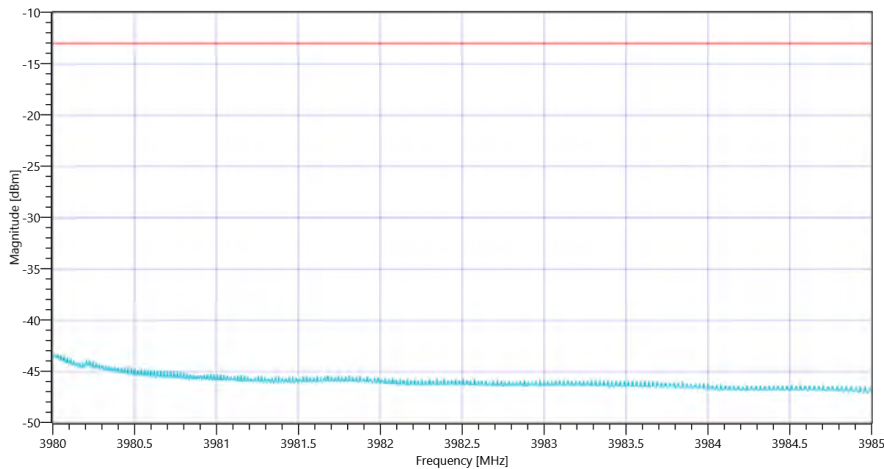
Test freq: high, UL[MHz]/CH 3945/0, CBW [MHz]: 70, RB_100PCT, Mod: QPSK

READ SA SETTINGS:

RefLevel [dBm] RefLevelOffset [dB] InpAtt [dB]	9.64 0 25
Start [MHz] Stop [MHz]	3980.000 3985.000
RBW [MHz] VBW [MHz]	0.500000 2.000000
Detector TraceMode	RMS MAXH
Sweep: Time [ms] Count Points per Section Type	30000 1 1001 SWE

RESULT upper band

Test Description	Lower Limit	Upper Limit	Measured	Unit	Verdict
Band power 1MHz					
Frequency [MHz] 3980.5	---	-13	-42.17	dBm	PASS
Frequency [MHz] 3981.5	---	-13	-43.11	dBm	PASS
Frequency [MHz] 3982.5	---	-13	-43.44	dBm	PASS
Frequency [MHz] 3983.5	---	-13	-43.6	dBm	PASS
Frequency [MHz] 3984.5	---	-13	-43.98	dBm	PASS



FCC, ISED # Block edge conducted ~ NR Band_77_B Ant-2 SCS-30

Test freq: high, UL[MHz]/CH 3945/0, CBW [MHz]: 70, RB_100PCT, Mod: 16QAM

READ SA SETTINGS:

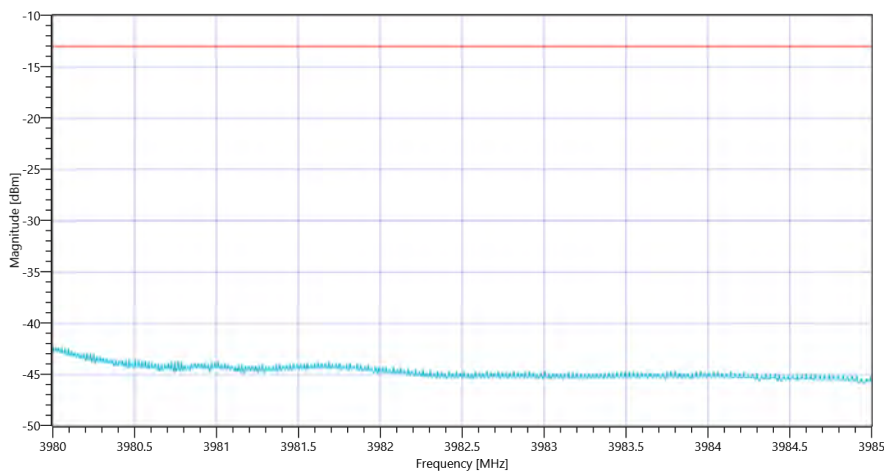
RefLevel [dBm] RefLevelOffset [dB] InpAtt [dB]	9.86 0 25
Start [MHz] Stop [MHz]	3980.000 3985.000
RBW [MHz] VBW [MHz]	0.500000 2.000000
Detector TraceMode	RMS MAXH
Sweep: Time [ms] Count Points per Section Type	30000 1 1001 SWE

RESULT upper band

Test Description	Lower Limit	Upper Limit	Measured	Unit	Verdict
Band power 1MHz					

RESULT upper band

Test Description	Lower Limit	Upper Limit	Measured	Unit	Verdict
Frequency [MHz] 3980.5	---	-13	-41.07	dBm	PASS
Frequency [MHz] 3981.5	---	-13	-41.64	dBm	PASS
Frequency [MHz] 3982.5	---	-13	-42.3	dBm	PASS
Frequency [MHz] 3983.5	---	-13	-42.42	dBm	PASS
Frequency [MHz] 3984.5	---	-13	-42.6	dBm	PASS



FCC, ISED # Block edge conducted ~ NR Band_77_B Ant-2 SCS-30

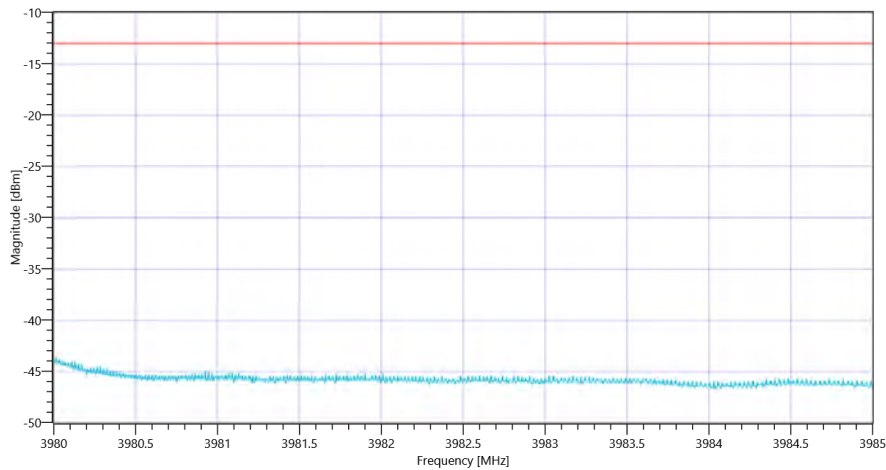
Test freq: high, UL[MHz]/CH 3945/0, CBW [MHz]: 70, RB_100PCT, Mod: 64QAM

READ SA SETTINGS:

RefLevel [dBm] RefLevelOffset [dB] InpAtt [dB]	9.73 0 25
Start [MHz] Stop [MHz]	3980.000 3985.000
RBW [MHz] VBW [MHz]	0.500000 2.000000
Detector TraceMode	RMS MAXH
Sweep: Time [ms] Count Points per Section Type	30000 1 1001 SWE

RESULT upper band

Test Description	Lower Limit	Upper Limit	Measured	Unit	Verdict
Band power 1MHz					
Frequency [MHz] 3980.5	---	-13	-42.49	dBm	PASS
Frequency [MHz] 3981.5	---	-13	-43	dBm	PASS
Frequency [MHz] 3982.5	---	-13	-43.14	dBm	PASS
Frequency [MHz] 3983.5	---	-13	-43.29	dBm	PASS
Frequency [MHz] 3984.5	---	-13	-43.5	dBm	PASS



FCC, ISED # Block edge conducted ~ NR Band_77_B Ant-2 SCS-30

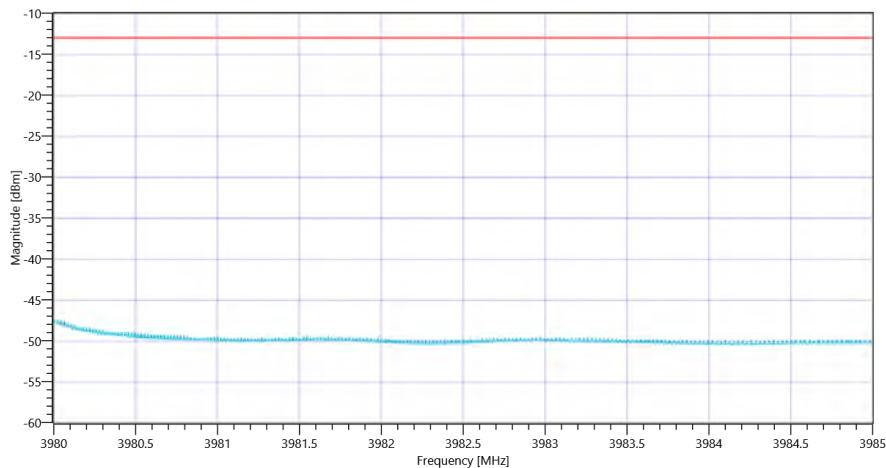
Test freq: high, UL[MHz]/CH 3945/0, CBW [MHz]: 70, RB_100PCT, Mod: 256QAM

READ SA SETTINGS:

RefLevel [dBm] RefLevelOffset [dB] InpAtt [dB]	6.43 0 25
Start [MHz] Stop [MHz]	3980.000 3985.000
RBW [MHz] VBW [MHz]	0.500000 2.000000
Detector TraceMode	RMS MAXH
Sweep: Time [ms] Count Points per Section Type	30000 1 1001 SWE

RESULT upper band

Test Description	Lower Limit	Upper Limit	Measured	Unit	Verdict
Band power 1MHz					
Frequency [MHz] 3980.5	---	-13	-46.42	dBm	PASS
Frequency [MHz] 3981.5	---	-13	-47.13	dBm	PASS
Frequency [MHz] 3982.5	---	-13	-47.31	dBm	PASS
Frequency [MHz] 3983.5	---	-13	-47.32	dBm	PASS
Frequency [MHz] 3984.5	---	-13	-47.5	dBm	PASS



FCC, ISED # Block edge conducted ~ NR Band_77_B Ant-2 SCS-30

General verdict

PASS

FCC, ISED # Block edge conducted ~ NR Band_77_B Ant-2 SCS-30

Test References	
TC Start	26.06.2022 23:11:32
Ambit Temp [°C] Humidity [rel%]	24.9 56
System Version	3.1.1.3
Test Specification	FCC, ISED -
Test Method	
TC Version	0.0.1
My Description	FCC/ISED MobileRadio Block edge conducted - NR Band_77_B
Add. Information	

Test Parameter	
Technology to test	NR
Band	Band_77_B
SCS [kHz]	30
Waveform	CPOFDM
Antenna Port used	2
Temperature	nom
Voltage	nom
Frequency low to test	False
Frequency mid to test	False
Frequency high to test	True
Auto Control enabled Power Supply Climatic Box	No No
Additional Path Loss [dB]	0
Switched Path	None

Test Equipment	
Signal analyzer,Rohde&Schwarz,FSV-40,1307.9002K40/101042,3.70	

Test at BW [MHz]: 80

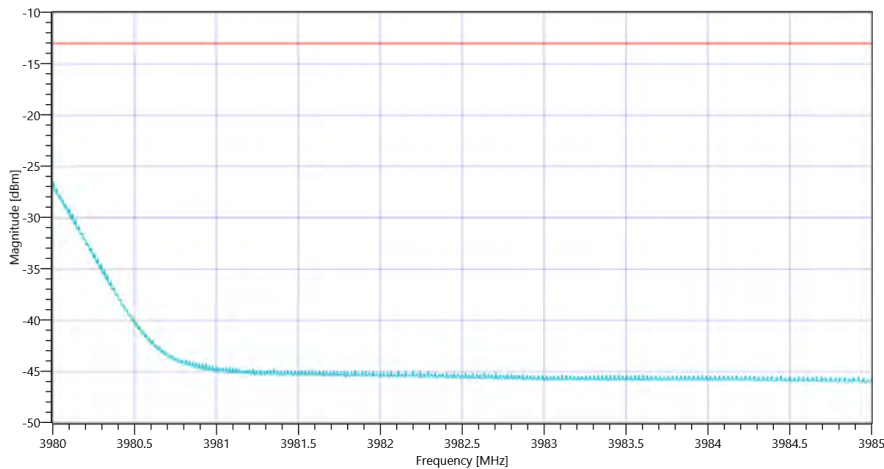
Test freq: high, UL[MHz]/CH 3940/0, CBW [MHz]: 80, RB_100PCT, Mod: QPSK

READ SA SETTINGS:

RefLevel [dBm] RefLevelOffset [dB] InpAtt [dB]	8.17 0 25
Start [MHz] Stop [MHz]	3980.000 3985.000
RBW [MHz] VBW [MHz]	1.000000 3.000000
Detector TraceMode	RMS MAXH
Sweep: Time [ms] Count Points per Section Type	30000 1 1001 SWE

RESULT upper band

Test Description	Lower Limit	Upper Limit	Measured	Unit	Verdict
Band power 1MHz					
Frequency [MHz] 3980.5	---	-13	-34.96	dBm	PASS
Frequency [MHz] 3981.5	---	-13	-45.46	dBm	PASS
Frequency [MHz] 3982.5	---	-13	-45.77	dBm	PASS
Frequency [MHz] 3983.5	---	-13	-45.99	dBm	PASS
Frequency [MHz] 3984.5	---	-13	-46.09	dBm	PASS



FCC, ISED # Block edge conducted ~ NR Band_77_B Ant-2 SCS-30

Test freq: high, UL[MHz]/CH 3940/0, CBW [MHz]: 80, RB_100PCT, Mod: 16QAM

READ SA SETTINGS:

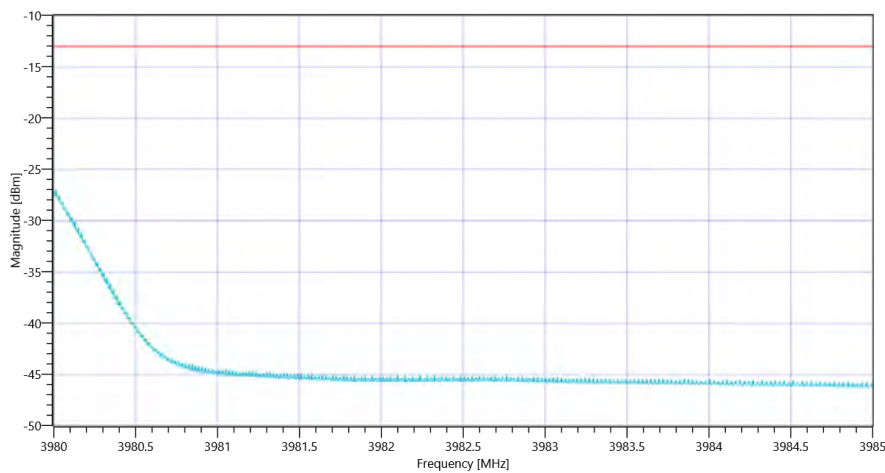
RefLevel [dBm] RefLevelOffset [dB] InpAtt [dB]	9.19 0 25
Start [MHz] Stop [MHz]	3980.000 3985.000
RBW [MHz] VBW [MHz]	1.000000 3.000000
Detector TraceMode	RMS MAXH
Sweep: Time [ms] Count Points per Section Type	30000 1 1001 SWE

RESULT upper band

Test Description	Lower Limit	Upper Limit	Measured	Unit	Verdict
Band power 1MHz					

RESULT upper band

Test Description	Lower Limit	Upper Limit	Measured	Unit	Verdict
Frequency [MHz] 3980.5	---	-13	-35.17	dBm	PASS
Frequency [MHz] 3981.5	---	-13	-45.53	dBm	PASS
Frequency [MHz] 3982.5	---	-13	-45.8	dBm	PASS
Frequency [MHz] 3983.5	---	-13	-46.02	dBm	PASS
Frequency [MHz] 3984.5	---	-13	-46.25	dBm	PASS



FCC, ISED # Block edge conducted ~ NR Band_77_B Ant-2 SCS-30

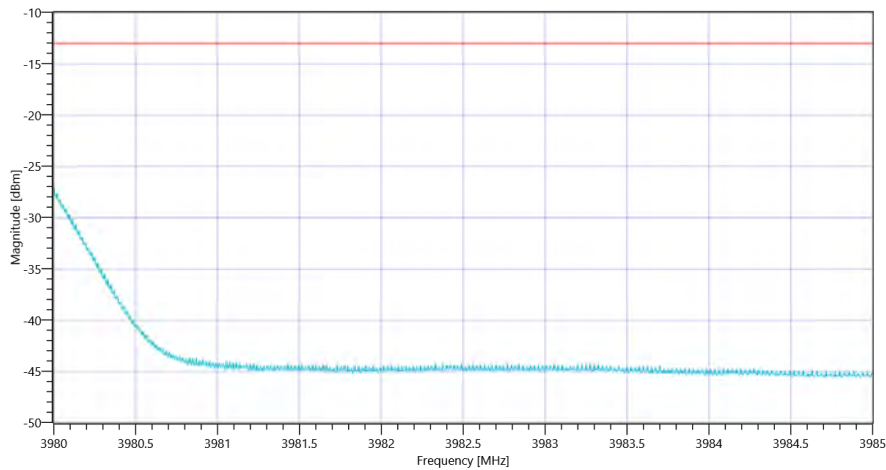
Test freq: high, UL[MHz]/CH 3940/0, CBW [MHz]: 80, RB_100PCT, Mod: 64QAM

READ SA SETTINGS:

RefLevel [dBm] RefLevelOffset [dB] InpAtt [dB]	9.84 0 25
Start [MHz] Stop [MHz]	3980.000 3985.000
RBW [MHz] VBW [MHz]	1.000000 3.000000
Detector TraceMode	RMS MAXH
Sweep: Time [ms] Count Points per Section Type	30000 1 1001 SWE

RESULT upper band

Test Description	Lower Limit	Upper Limit	Measured	Unit	Verdict
Band power 1MHz					
Frequency [MHz] 3980.5	---	-13	-35.49	dBm	PASS
Frequency [MHz] 3981.5	---	-13	-44.98	dBm	PASS
Frequency [MHz] 3982.5	---	-13	-45.01	dBm	PASS
Frequency [MHz] 3983.5	---	-13	-45.14	dBm	PASS
Frequency [MHz] 3984.5	---	-13	-45.52	dBm	PASS



FCC, ISED # Block edge conducted ~ NR Band_77_B Ant-2 SCS-30

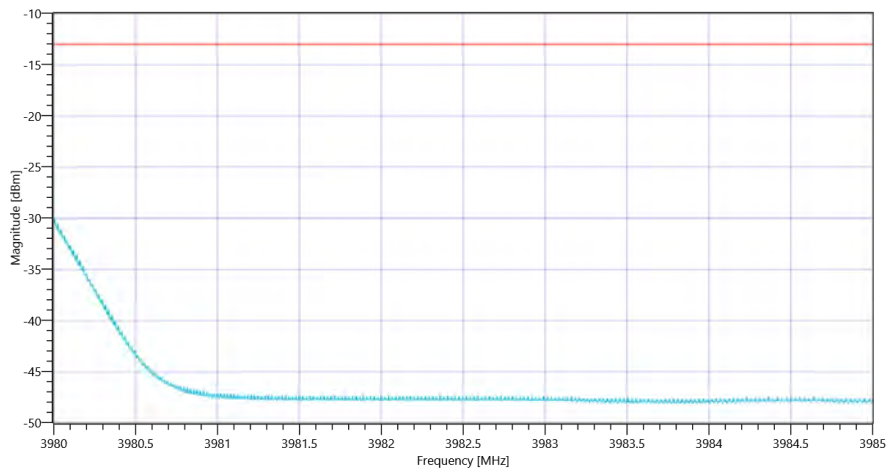
Test freq: high, UL[MHz]/CH 3940/0, CBW [MHz]: 80, RB_100PCT, Mod: 256QAM

READ SA SETTINGS:

RefLevel [dBm] RefLevelOffset [dB] InpAtt [dB]	6.15 0 25
Start [MHz] Stop [MHz]	3980.000 3985.000
RBW [MHz] VBW [MHz]	1.000000 3.000000
Detector TraceMode	RMS MAXH
Sweep: Time [ms] Count Points per Section Type	30000 1 1001 SWE

RESULT upper band

Test Description	Lower Limit	Upper Limit	Measured	Unit	Verdict
Band power 1MHz					
Frequency [MHz] 3980.5	---	-13	-38.32	dBm	PASS
Frequency [MHz] 3981.5	---	-13	-47.88	dBm	PASS
Frequency [MHz] 3982.5	---	-13	-47.94	dBm	PASS
Frequency [MHz] 3983.5	---	-13	-48.12	dBm	PASS
Frequency [MHz] 3984.5	---	-13	-48.09	dBm	PASS



FCC, ISED # Block edge conducted ~ NR Band_77_B Ant-2 SCS-30

General verdict

PASS

FCC, ISED # Block edge conducted ~ NR Band_77_B Ant-2 SCS-30

Test References	
TC Start	26.06.2022 22:42:04
Ambit Temp [°C] Humidity [rel%]	25.0 56
System Version	3.1.1.3
Test Specification	FCC, ISED -
Test Method	
TC Version	0.0.1
My Description	FCC/ISED MobileRadio Block edge conducted - NR Band_77_B
Add. Information	

Test Parameter	
Technology to test	NR
Band	Band_77_B
SCS [kHz]	30
Waveform	CPOFDM
Antenna Port used	2
Temperature	nom
Voltage	nom
Frequency low to test	False
Frequency mid to test	False
Frequency high to test	True
Auto Control enabled Power Supply Climatic Box	No No
Additional Path Loss [dB]	0
Switched Path	None

Test Equipment	
Signal analyzer,Rohde&Schwarz,FSV-40,1307.9002K40/101042,3.70	

Test at BW [MHz]: 90

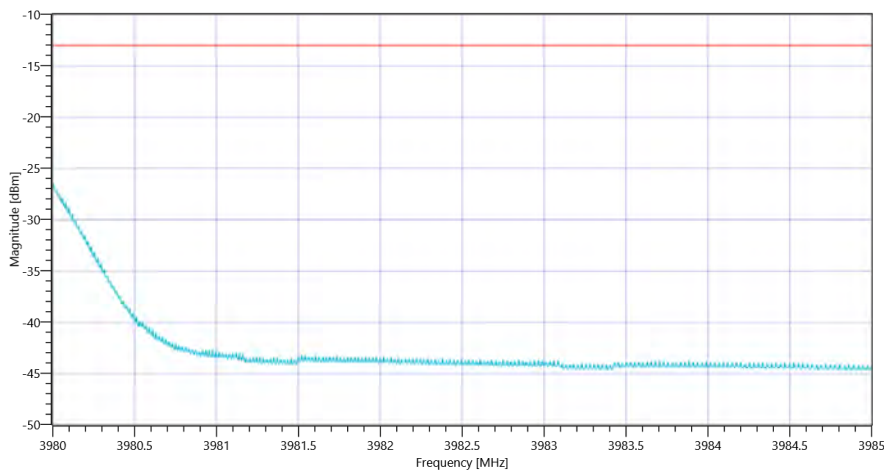
Test freq: high, UL[MHz]/CH 3935/0, CBW [MHz]: 90, RB_100PCT, Mod: QPSK

READ SA SETTINGS:

RefLevel [dBm] RefLevelOffset [dB] InpAtt [dB]	8.62 0 25
Start [MHz] Stop [MHz]	3980.000 3985.000
RBW [MHz] VBW [MHz]	1.000000 3.000000
Detector TraceMode	RMS MAXH
Sweep: Time [ms] Count Points per Section Type	30000 1 1001 SWE

RESULT upper band

Test Description	Lower Limit	Upper Limit	Measured	Unit	Verdict
Band power 1MHz					
Frequency [MHz] 3980.5	---	-13	-34.64	dBm	PASS
Frequency [MHz] 3981.5	---	-13	-43.95	dBm	PASS
Frequency [MHz] 3982.5	---	-13	-44.25	dBm	PASS
Frequency [MHz] 3983.5	---	-13	-44.53	dBm	PASS
Frequency [MHz] 3984.5	---	-13	-44.64	dBm	PASS



FCC, ISED # Block edge conducted ~ NR Band_77_B Ant-2 SCS-30

Test freq: high, UL[MHz]/CH 3935/0, CBW [MHz]: 90, RB_100PCT, Mod: 16QAM

READ SA SETTINGS:

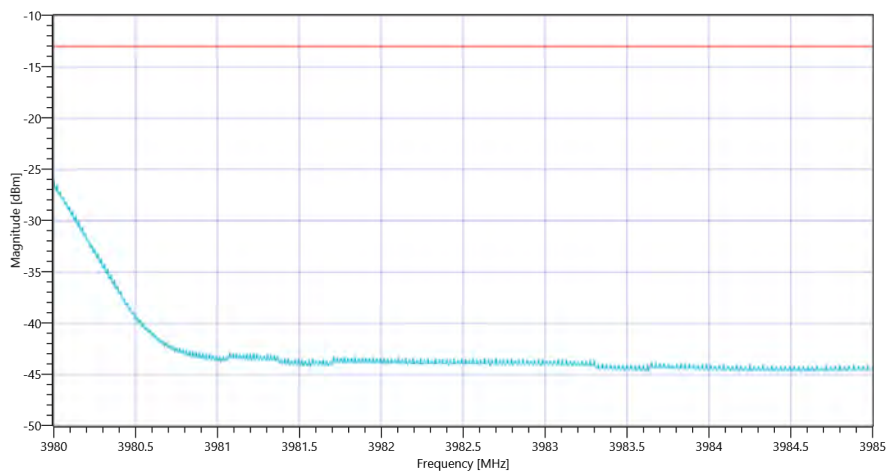
RefLevel [dBm] RefLevelOffset [dB] InpAtt [dB]	8.88 0 25
Start [MHz] Stop [MHz]	3980.000 3985.000
RBW [MHz] VBW [MHz]	1.000000 3.000000
Detector TraceMode	RMS MAXH
Sweep: Time [ms] Count Points per Section Type	30000 1 1001 SWE

RESULT upper band

Test Description	Lower Limit	Upper Limit	Measured	Unit	Verdict
Band power 1MHz					

RESULT upper band

Test Description	Lower Limit	Upper Limit	Measured	Unit	Verdict
Frequency [MHz] 3980.5	---	-13	-34.38	dBm	PASS
Frequency [MHz] 3981.5	---	-13	-43.91	dBm	PASS
Frequency [MHz] 3982.5	---	-13	-44.11	dBm	PASS
Frequency [MHz] 3983.5	---	-13	-44.49	dBm	PASS
Frequency [MHz] 3984.5	---	-13	-44.74	dBm	PASS



FCC, ISED # Block edge conducted ~ NR Band_77_B Ant-2 SCS-30

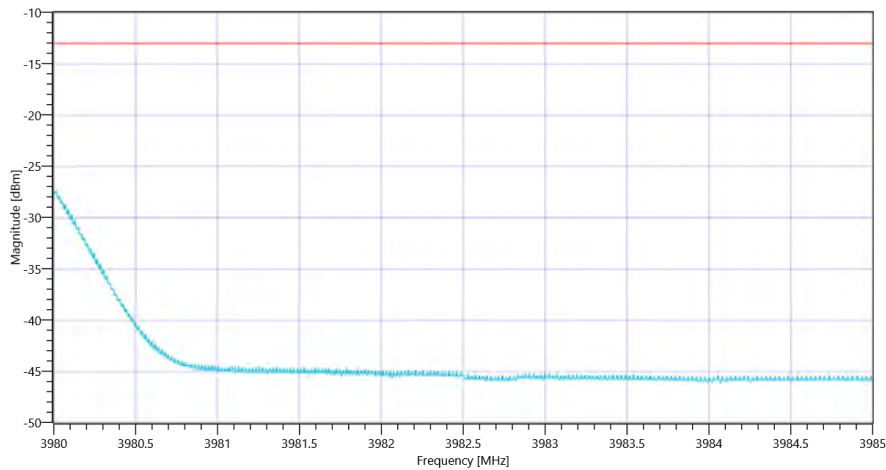
Test freq: high, UL[MHz]/CH 3935/0, CBW [MHz]: 90, RB_100PCT, Mod: 64QAM

READ SA SETTINGS:

RefLevel [dBm] RefLevelOffset [dB] InpAtt [dB]	8.52 0 25
Start [MHz] Stop [MHz]	3980.000 3985.000
RBW [MHz] VBW [MHz]	1.000000 3.000000
Detector TraceMode	RMS MAXH
Sweep: Time [ms] Count Points per Section Type	30000 1 1001 SWE

RESULT upper band

Test Description	Lower Limit	Upper Limit	Measured	Unit	Verdict
Band power 1MHz					
Frequency [MHz] 3980.5	---	-13	-35.29	dBm	PASS
Frequency [MHz] 3981.5	---	-13	-45.29	dBm	PASS
Frequency [MHz] 3982.5	---	-13	-45.74	dBm	PASS
Frequency [MHz] 3983.5	---	-13	-45.95	dBm	PASS
Frequency [MHz] 3984.5	---	-13	-46.05	dBm	PASS



FCC, ISED # Block edge conducted ~ NR Band_77_B Ant-2 SCS-30

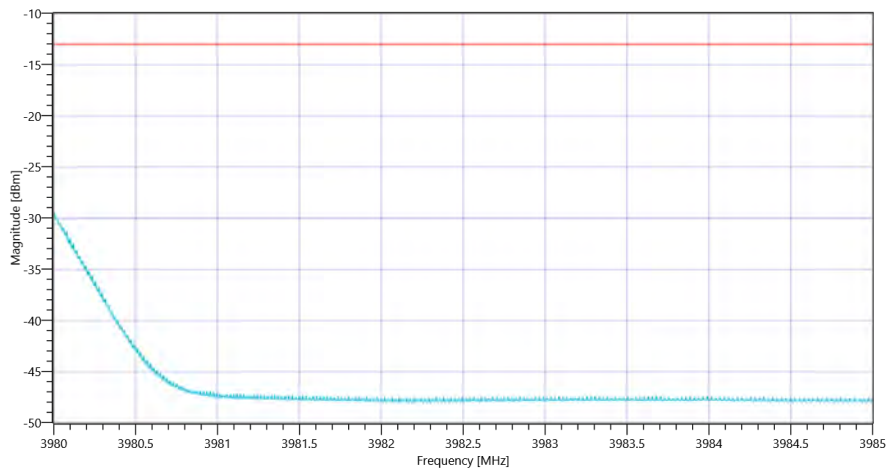
Test freq: high, UL[MHz]/CH 3935/0, CBW [MHz]: 90, RB_100PCT, Mod: 256QAM

READ SA SETTINGS:

RefLevel [dBm] RefLevelOffset [dB] InpAtt [dB]	5.77 0 25
Start [MHz] Stop [MHz]	3980.000 3985.000
RBW [MHz] VBW [MHz]	1.000000 3.000000
Detector TraceMode	RMS MAXH
Sweep: Time [ms] Count Points per Section Type	30000 1 1001 SWE

RESULT upper band

Test Description	Lower Limit	Upper Limit	Measured	Unit	Verdict
Band power 1MHz					
Frequency [MHz] 3980.5	---	-13	-37.73	dBm	PASS
Frequency [MHz] 3981.5	---	-13	-47.89	dBm	PASS
Frequency [MHz] 3982.5	---	-13	-48.06	dBm	PASS
Frequency [MHz] 3983.5	---	-13	-47.99	dBm	PASS
Frequency [MHz] 3984.5	---	-13	-48.06	dBm	PASS



FCC, ISED # Block edge conducted ~ NR Band_77_B Ant-2 SCS-30

General verdict

PASS

FCC, ISED # Block edge conducted ~ NR Band_77_B Ant-2 SCS-30

Test References	
TC Start	26.06.2022 22:08:07
Ambit Temp [°C] Humidity [rel%]	25.2 55
System Version	3.1.1.3
Test Specification	FCC, ISED -
Test Method	
TC Version	0.0.1
My Description	FCC/ISED MobileRadio Block edge conducted - NR Band_77_B
Add. Information	

Test Parameter	
Technology to test	NR
Band	Band_77_B
SCS [kHz]	30
Waveform	CPOFDM
Antenna Port used	2
Temperature	nom
Voltage	nom
Frequency low to test	False
Frequency mid to test	False
Frequency high to test	True
Auto Control enabled Power Supply Climatic Box	No No
Additional Path Loss [dB]	0
Switched Path	None

Test Equipment	
Signal analyzer,Rohde&Schwarz,FSV-40,1307.9002K40/101042,3.70	

Test at BW [MHz]: 100

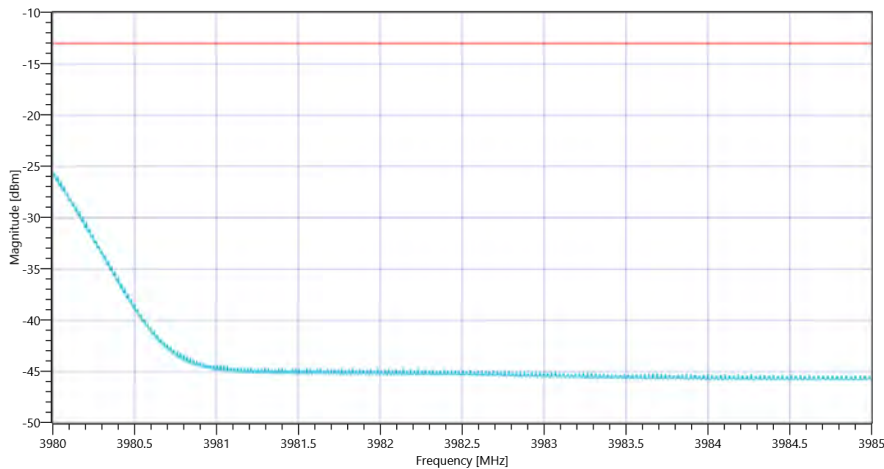
Test freq: high, UL[MHz]/CH 3930/0, CBW [MHz]: 100, RB_100PCT, Mod: QPSK

READ SA SETTINGS:

RefLevel [dBm] RefLevelOffset [dB] InpAtt [dB]	7.66 0 25
Start [MHz] Stop [MHz]	3980.000 3985.000
RBW [MHz] VBW [MHz]	1.000000 3.000000
Detector TraceMode	RMS MAXH
Sweep: Time [ms] Count Points per Section Type	30000 1 1001 SWE

RESULT upper band

Test Description	Lower Limit	Upper Limit	Measured	Unit	Verdict
Band power 1MHz					
Frequency [MHz] 3980.5	---	-13	-33.59	dBm	PASS
Frequency [MHz] 3981.5	---	-13	-45.3	dBm	PASS
Frequency [MHz] 3982.5	---	-13	-45.51	dBm	PASS
Frequency [MHz] 3983.5	---	-13	-45.81	dBm	PASS
Frequency [MHz] 3984.5	---	-13	-45.95	dBm	PASS



FCC, ISED # Block edge conducted ~ NR Band_77_B Ant-2 SCS-30

Test freq: high, UL[MHz]/CH 3930/0, CBW [MHz]: 100, RB_100PCT, Mod: 16QAM

READ SA SETTINGS:

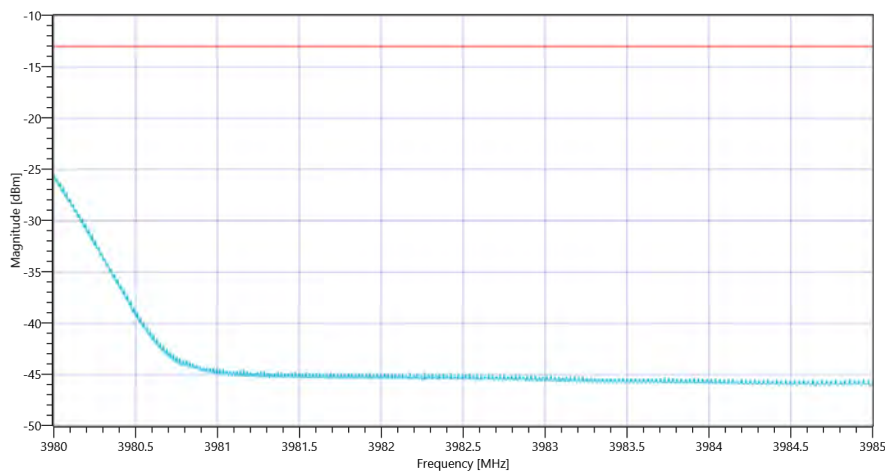
RefLevel [dBm] RefLevelOffset [dB] InpAtt [dB]	9.10 0 25
Start [MHz] Stop [MHz]	3980.000 3985.000
RBW [MHz] VBW [MHz]	1.000000 3.000000
Detector TraceMode	RMS MAXH
Sweep: Time [ms] Count Points per Section Type	30000 1 1001 SWE

RESULT upper band

Test Description	Lower Limit	Upper Limit	Measured	Unit	Verdict
Band power 1MHz					

RESULT upper band

Test Description	Lower Limit	Upper Limit	Measured	Unit	Verdict
Frequency [MHz] 3980.5	---	-13	-33.68	dBm	PASS
Frequency [MHz] 3981.5	---	-13	-45.39	dBm	PASS
Frequency [MHz] 3982.5	---	-13	-45.61	dBm	PASS
Frequency [MHz] 3983.5	---	-13	-45.9	dBm	PASS
Frequency [MHz] 3984.5	---	-13	-46.12	dBm	PASS



FCC, ISED # Block edge conducted ~ NR Band_77_B Ant-2 SCS-30

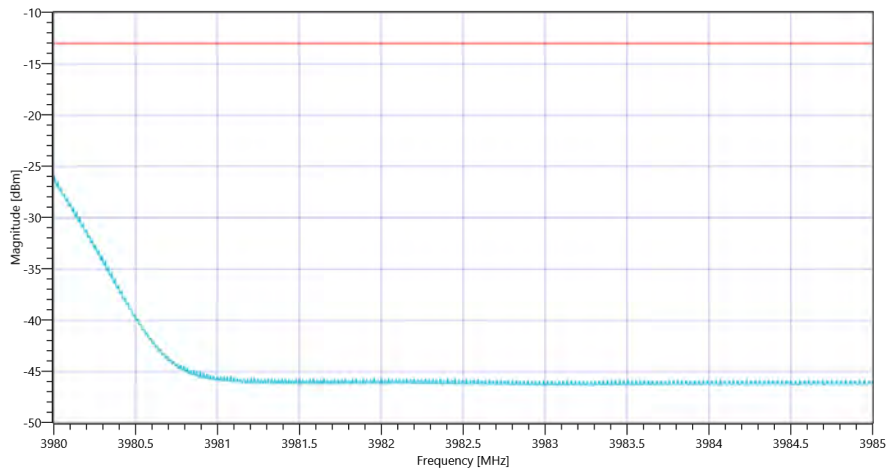
Test freq: high, UL[MHz]/CH 3930/0, CBW [MHz]: 100, RB_100PCT, Mod: 64QAM

READ SA SETTINGS:

RefLevel [dBm] RefLevelOffset [dB] InpAtt [dB]	8.01 0 25
Start [MHz] Stop [MHz]	3980.000 3985.000
RBW [MHz] VBW [MHz]	1.000000 3.000000
Detector TraceMode	RMS MAXH
Sweep: Time [ms] Count Points per Section Type	30000 1 1001 SWE

RESULT upper band

Test Description	Lower Limit	Upper Limit	Measured	Unit	Verdict
Band power 1MHz					
Frequency [MHz] 3980.5	---	-13	-34.3	dBm	PASS
Frequency [MHz] 3981.5	---	-13	-46.27	dBm	PASS
Frequency [MHz] 3982.5	---	-13	-46.37	dBm	PASS
Frequency [MHz] 3983.5	---	-13	-46.46	dBm	PASS
Frequency [MHz] 3984.5	---	-13	-46.4	dBm	PASS



FCC, ISED # Block edge conducted ~ NR Band_77_B Ant-2 SCS-30

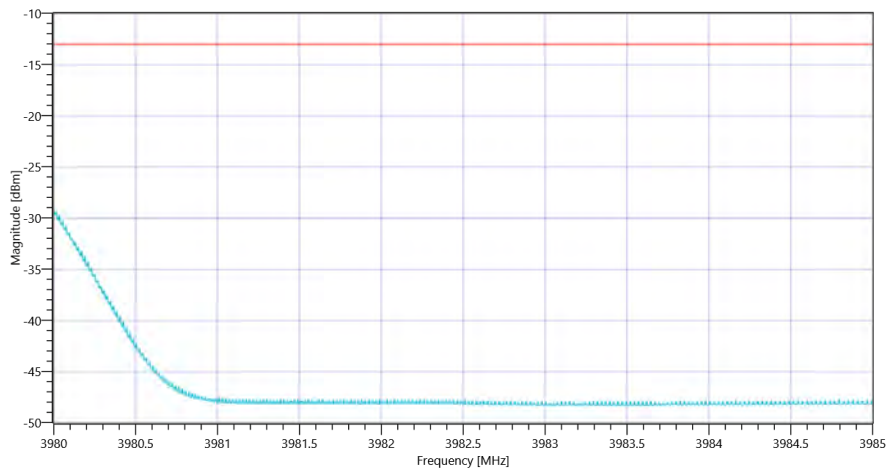
Test freq: high, UL[MHz]/CH 3930/0, CBW [MHz]: 100, RB_100PCT, Mod: 256QAM

READ SA SETTINGS:

RefLevel [dBm] RefLevelOffset [dB] InpAtt [dB]	5.12 0 25
Start [MHz] Stop [MHz]	3980.000 3985.000
RBW [MHz] VBW [MHz]	1.000000 3.000000
Detector TraceMode	RMS MAXH
Sweep: Time [ms] Count Points per Section Type	30000 1 1001 SWE

RESULT upper band

Test Description	Lower Limit	Upper Limit	Measured	Unit	Verdict
Band power 1MHz					
Frequency [MHz] 3980.5	---	-13	-37.26	dBm	PASS
Frequency [MHz] 3981.5	---	-13	-48.27	dBm	PASS
Frequency [MHz] 3982.5	---	-13	-48.35	dBm	PASS
Frequency [MHz] 3983.5	---	-13	-48.45	dBm	PASS
Frequency [MHz] 3984.5	---	-13	-48.37	dBm	PASS



FCC, ISED # Block edge conducted ~ NR Band_77_B Ant-2 SCS-30

General verdict

PASS

FCC, ISED # Block edge conducted ~ NR Band_77_B Ant-2 SCS-30

Test References	
TC Start	26.06.2022 21:36:51
Ambit Temp [°C] Humidity [rel%]	25.2 55
System Version	3.1.1.3
Test Specification	FCC, ISED -
Test Method	
TC Version	0.0.1
My Description	FCC/ISED MobileRadio Block edge conducted - NR Band_77_B
Add. Information	

Test Parameter	
Technology to test	NR
Band	Band_77_B
SCS [kHz]	30
Waveform	CPOFDM
Antenna Port used	2
Temperature	nom
Voltage	nom
Frequency low to test	True
Frequency mid to test	False
Frequency high to test	False
Auto Control enabled Power Supply Climatic Box	No No
Additional Path Loss [dB]	0
Switched Path	None

Test Equipment	
Signal analyzer,Rohde&Schwarz,FSV-40,1307.9002K40/101042,3.70	

Test at BW [MHz]: 10

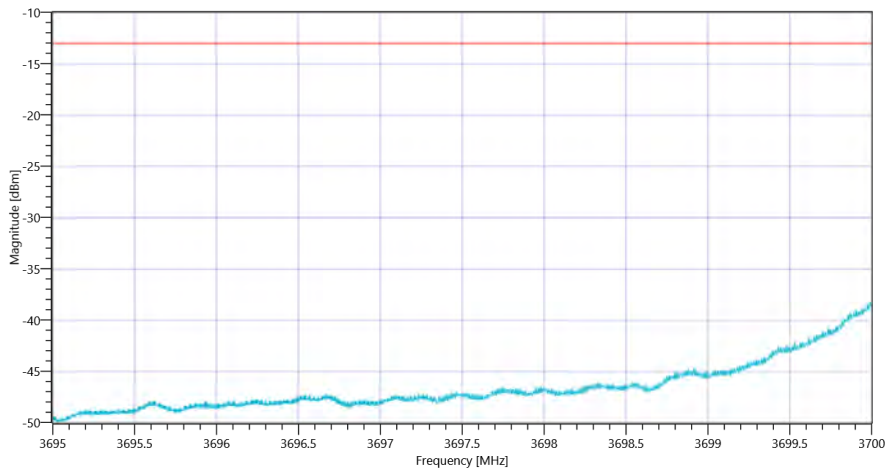
Test freq: low, UL[MHz]/CH 3705/0, CBW [MHz]: 10, RB_100PCT, Mod: QPSK

READ SA SETTINGS:

RefLevel [dBm] RefLevelOffset [dB] InpAtt [dB]	16.57 0 35
Start [MHz] Stop [MHz]	3695.000 3700.000
RBW [MHz] VBW [MHz]	0.100000 0.500000
Detector TraceMode	RMS MAXH
Sweep: Time [ms] Count Points per Section Type	30000 1 1001 SWE

RESULT lower band

Test Description	Lower Limit	Upper Limit	Measured	Unit	Verdict
Band power 1MHz					
Frequency [MHz] 3700.5	---	-13	-32.41	dBm	PASS
Frequency [MHz] 3701.5	---	-13	-36.58	dBm	PASS
Frequency [MHz] 3702.5	---	-13	-37.66	dBm	PASS
Frequency [MHz] 3703.5	---	-13	-38.26	dBm	PASS
Frequency [MHz] 3704.5	---	-13	-39.06	dBm	PASS



FCC, ISED # Block edge conducted ~ NR Band_77_B Ant-2 SCS-30

Test freq: low, UL[MHz]/CH 3705/0, CBW [MHz]: 10, RB_100PCT, Mod: 16QAM

READ SA SETTINGS:

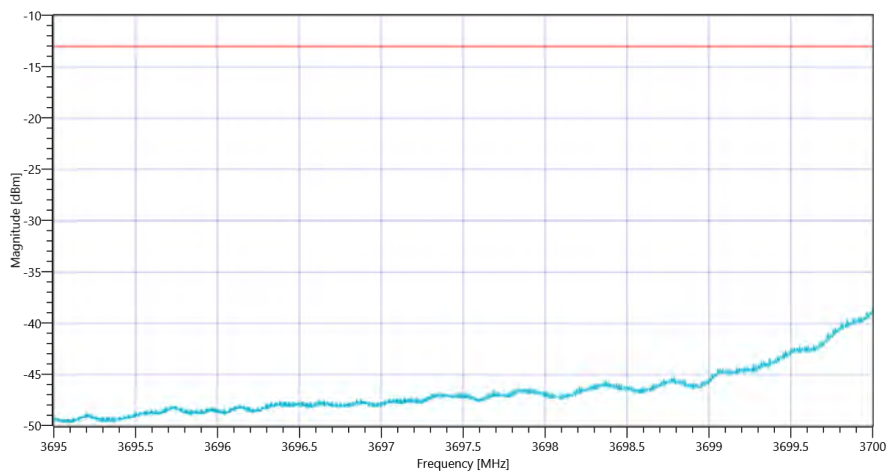
RefLevel [dBm] RefLevelOffset [dB] InpAtt [dB]	16.70 0 35
Start [MHz] Stop [MHz]	3695.000 3700.000
RBW [MHz] VBW [MHz]	0.100000 0.500000
Detector TraceMode	RMS MAXH
Sweep: Time [ms] Count Points per Section Type	30000 1 1001 SWE

RESULT lower band

Test Description	Lower Limit	Upper Limit	Measured	Unit	Verdict
Band power 1MHz					

RESULT lower band

Test Description	Lower Limit	Upper Limit	Measured	Unit	Verdict
Frequency [MHz] 3700.5	---	-13	-32.57	dBm	PASS
Frequency [MHz] 3701.5	---	-13	-36.61	dBm	PASS
Frequency [MHz] 3702.5	---	-13	-37.45	dBm	PASS
Frequency [MHz] 3703.5	---	-13	-38.33	dBm	PASS
Frequency [MHz] 3704.5	---	-13	-39.21	dBm	PASS



FCC, ISED # Block edge conducted ~ NR Band_77_B Ant-2 SCS-30

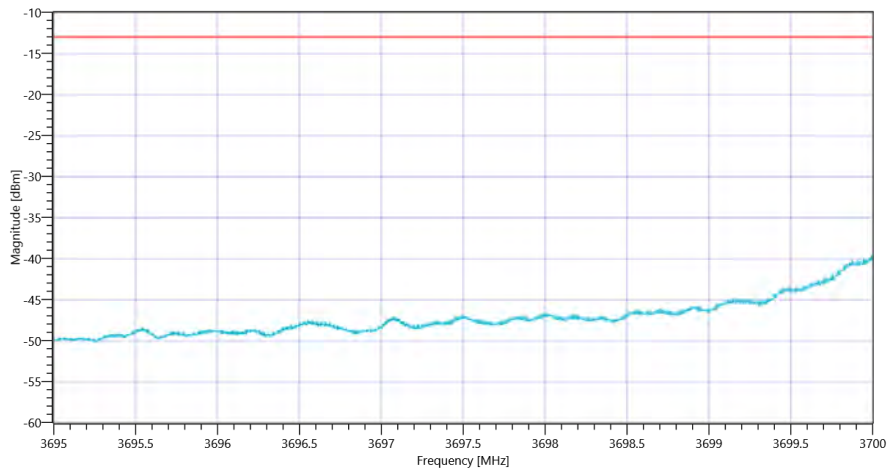
Test freq: low, UL[MHz]/CH 3705/0, CBW [MHz]: 10, RB_100PCT, Mod: 64QAM

READ SA SETTINGS:

RefLevel [dBm] RefLevelOffset [dB] InpAtt [dB]	16.86 0 35
Start [MHz] Stop [MHz]	3695.000 3700.000
RBW [MHz] VBW [MHz]	0.100000 0.500000
Detector TraceMode	RMS MAXH
Sweep: Time [ms] Count Points per Section Type	30000 1 1001 SWE

RESULT lower band

Test Description	Lower Limit	Upper Limit	Measured	Unit	Verdict
Band power 1MHz					
Frequency [MHz] 3700.5	---	-13	-33.48	dBm	PASS
Frequency [MHz] 3701.5	---	-13	-37.15	dBm	PASS
Frequency [MHz] 3702.5	---	-13	-37.95	dBm	PASS
Frequency [MHz] 3703.5	---	-13	-38.9	dBm	PASS
Frequency [MHz] 3704.5	---	-13	-39.63	dBm	PASS



FCC, ISED # Block edge conducted ~ NR Band_77_B Ant-2 SCS-30

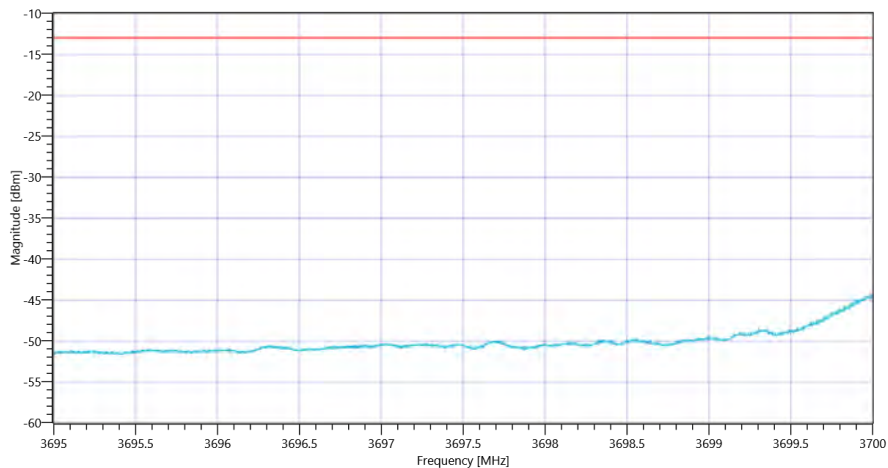
Test freq: low, UL[MHz]/CH 3705/0, CBW [MHz]: 10, RB_100PCT, Mod: 256QAM

READ SA SETTINGS:

RefLevel [dBm] RefLevelOffset [dB] InpAtt [dB]	15.11 0 35
Start [MHz] Stop [MHz]	3695.000 3700.000
RBW [MHz] VBW [MHz]	0.100000 0.500000
Detector TraceMode	RMS MAXH
Sweep: Time [ms] Count Points per Section Type	30000 1 1001 SWE

RESULT lower band

Test Description	Lower Limit	Upper Limit	Measured	Unit	Verdict
Band power 1MHz					
Frequency [MHz] 3700.5	---	-13	-37.97	dBm	PASS
Frequency [MHz] 3701.5	---	-13	-40.49	dBm	PASS
Frequency [MHz] 3702.5	---	-13	-40.84	dBm	PASS
Frequency [MHz] 3703.5	---	-13	-41.19	dBm	PASS
Frequency [MHz] 3704.5	---	-13	-41.6	dBm	PASS



FCC, ISED # Block edge conducted ~ NR Band_77_B Ant-2 SCS-30

General verdict

PASS

FCC, ISED # Block edge conducted ~ NR Band_77_B Ant-2 SCS-30

Test References	
TC Start	26.06.2022 21:06:07
Ambit Temp [°C] Humidity [rel%]	25.3 55
System Version	3.1.1.3
Test Specification	FCC, ISED -
Test Method	
TC Version	0.0.1
My Description	FCC/ISED MobileRadio Block edge conducted - NR Band_77_B
Add. Information	

Test Parameter	
Technology to test	NR
Band	Band_77_B
SCS [kHz]	30
Waveform	CPOFDM
Antenna Port used	2
Temperature	nom
Voltage	nom
Frequency low to test	True
Frequency mid to test	False
Frequency high to test	False
Auto Control enabled Power Supply Climatic Box	No No
Additional Path Loss [dB]	0
Switched Path	None

Test Equipment	
Signal analyzer,Rohde&Schwarz,FSV-40,1307.9002K40/101042,3.70	

Test at BW [MHz]: 20

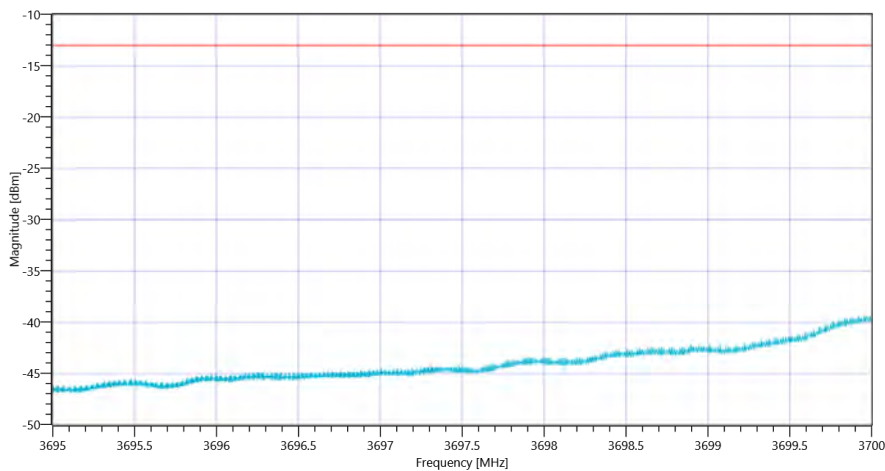
Test freq: low, UL[MHz]/CH 3710/0, CBW [MHz]: 20, RB_100PCT, Mod: QPSK

READ SA SETTINGS:

RefLevel [dBm] RefLevelOffset [dB] InpAtt [dB]	13.69 0 30
Start [MHz] Stop [MHz]	3695.000 3700.000
RBW [MHz] VBW [MHz]	0.200000 1.000000
Detector TraceMode	RMS MAXH
Sweep: Time [ms] Count Points per Section Type	30000 1 1001 SWE

RESULT lower band

Test Description	Lower Limit	Upper Limit	Measured	Unit	Verdict
Band power 1MHz					
Frequency [MHz] 3700.5	---	-13	-34.66	dBm	PASS
Frequency [MHz] 3701.5	---	-13	-36.51	dBm	PASS
Frequency [MHz] 3702.5	---	-13	-37.8	dBm	PASS
Frequency [MHz] 3703.5	---	-13	-38.54	dBm	PASS
Frequency [MHz] 3704.5	---	-13	-39.38	dBm	PASS



FCC, ISED # Block edge conducted ~ NR Band_77_B Ant-2 SCS-30

Test freq: low, UL[MHz]/CH 3710/0, CBW [MHz]: 20, RB_100PCT, Mod: 16QAM

READ SA SETTINGS:

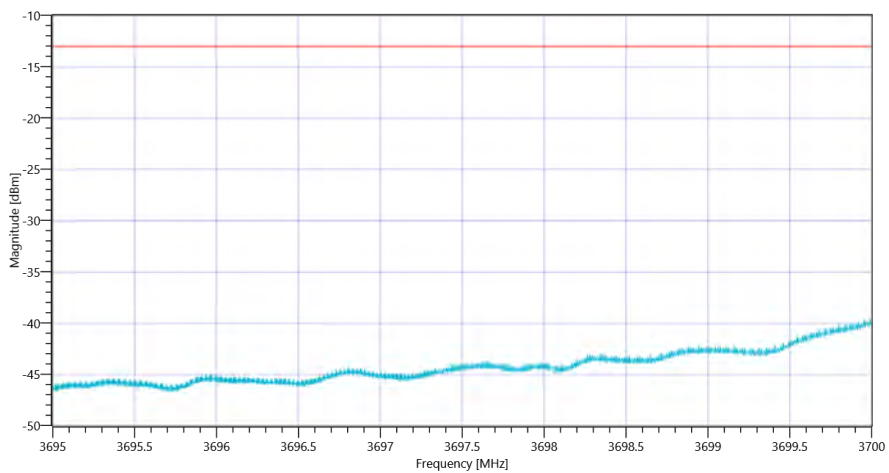
RefLevel [dBm] RefLevelOffset [dB] InpAtt [dB]	14.18 0 30
Start [MHz] Stop [MHz]	3695.000 3700.000
RBW [MHz] VBW [MHz]	0.200000 1.000000
Detector TraceMode	RMS MAXH
Sweep: Time [ms] Count Points per Section Type	30000 1 1001 SWE

RESULT lower band

Test Description	Lower Limit	Upper Limit	Measured	Unit	Verdict
Band power 1MHz					

RESULT lower band

Test Description	Lower Limit	Upper Limit	Measured	Unit	Verdict
Frequency [MHz] 3700.5	---	-13	-34.98	dBm	PASS
Frequency [MHz] 3701.5	---	-13	-36.8	dBm	PASS
Frequency [MHz] 3702.5	---	-13	-37.9	dBm	PASS
Frequency [MHz] 3703.5	---	-13	-38.69	dBm	PASS
Frequency [MHz] 3704.5	---	-13	-39.23	dBm	PASS



FCC, ISED # Block edge conducted ~ NR Band_77_B Ant-2 SCS-30

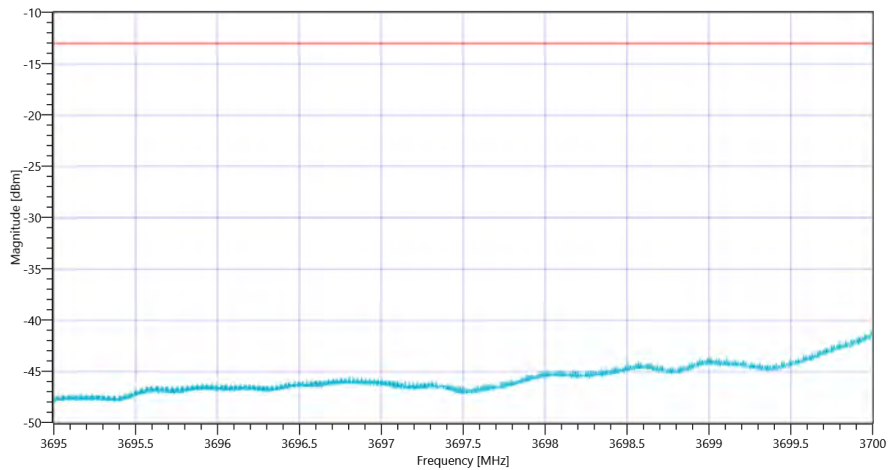
Test freq: low, UL[MHz]/CH 3710/0, CBW [MHz]: 20, RB_100PCT, Mod: 64QAM

READ SA SETTINGS:

RefLevel [dBm] RefLevelOffset [dB] InpAtt [dB]	13.96 0 30
Start [MHz] Stop [MHz]	3695.000 3700.000
RBW [MHz] VBW [MHz]	0.200000 1.000000
Detector TraceMode	RMS MAXH
Sweep: Time [ms] Count Points per Section Type	30000 1 1001 SWE

RESULT lower band

Test Description	Lower Limit	Upper Limit	Measured	Unit	Verdict
Band power 1MHz					
Frequency [MHz] 3700.5	---	-13	-36.83	dBm	PASS
Frequency [MHz] 3701.5	---	-13	-38.2	dBm	PASS
Frequency [MHz] 3702.5	---	-13	-39.63	dBm	PASS
Frequency [MHz] 3703.5	---	-13	-39.62	dBm	PASS
Frequency [MHz] 3704.5	---	-13	-40.43	dBm	PASS



FCC, ISED # Block edge conducted ~ NR Band_77_B Ant-2 SCS-30

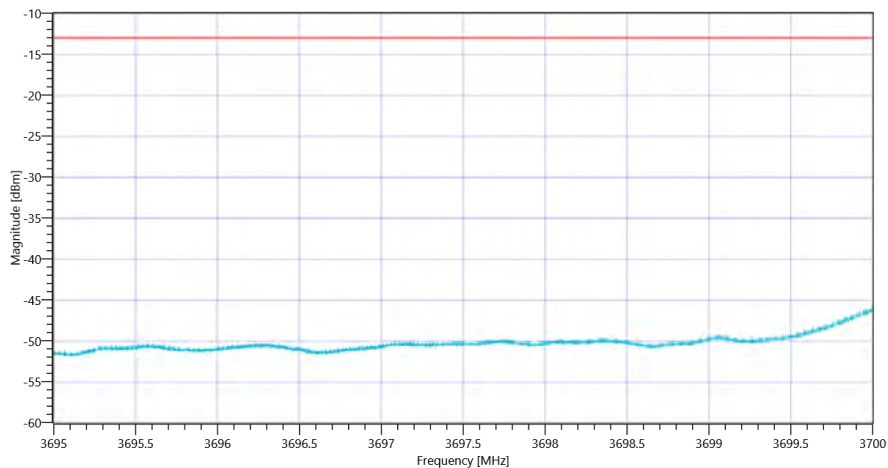
Test freq: low, UL[MHz]/CH 3710/0, CBW [MHz]: 20, RB_100PCT, Mod: 256QAM

READ SA SETTINGS:

RefLevel [dBm] RefLevelOffset [dB] InpAtt [dB]	10.52 0 30
Start [MHz] Stop [MHz]	3695.000 3700.000
RBW [MHz] VBW [MHz]	0.200000 1.000000
Detector TraceMode	RMS MAXH
Sweep: Time [ms] Count Points per Section Type	30000 1 1001 SWE

RESULT lower band

Test Description	Lower Limit	Upper Limit	Measured	Unit	Verdict
Band power 1MHz					
Frequency [MHz] 3700.5	---	-13	-42.04	dBm	PASS
Frequency [MHz] 3701.5	---	-13	-43.51	dBm	PASS
Frequency [MHz] 3702.5	---	-13	-43.63	dBm	PASS
Frequency [MHz] 3703.5	---	-13	-44.19	dBm	PASS
Frequency [MHz] 3704.5	---	-13	-44.34	dBm	PASS



FCC, ISED # Block edge conducted ~ NR Band_77_B Ant-2 SCS-30

General verdict

PASS

FCC, ISED # Block edge conducted ~ NR Band_77_B Ant-2 SCS-30

Test References	
TC Start	26.06.2022 20:35:52
Ambit Temp [°C] Humidity [rel%]	25.2 55
System Version	3.1.1.3
Test Specification	FCC, ISED -
Test Method	
TC Version	0.0.1
My Description	FCC/ISED MobileRadio Block edge conducted - NR Band_77_B
Add. Information	

Test Parameter	
Technology to test	NR
Band	Band_77_B
SCS [kHz]	30
Waveform	CPOFDM
Antenna Port used	2
Temperature	nom
Voltage	nom
Frequency low to test	True
Frequency mid to test	False
Frequency high to test	False
Auto Control enabled Power Supply Climatic Box	No No
Additional Path Loss [dB]	0
Switched Path	None

Test Equipment	
Signal analyzer,Rohde&Schwarz,FSV-40,1307.9002K40/101042,3.70	

Test at BW [MHz]: 30

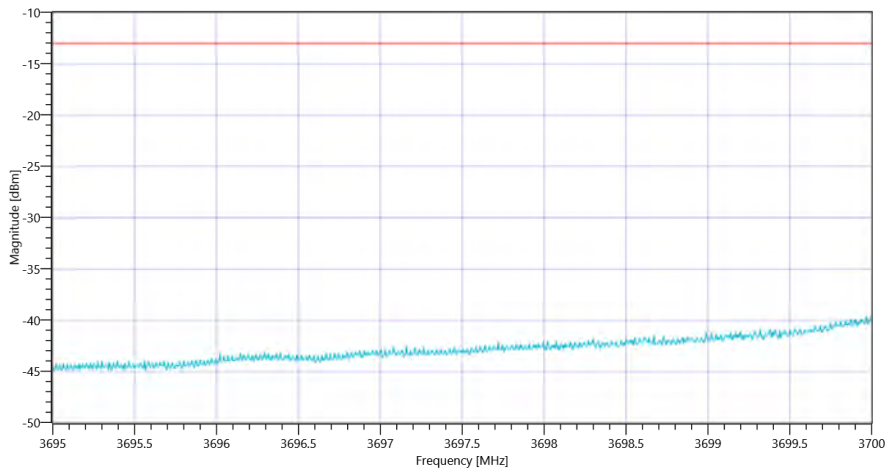
Test freq: low, UL[MHz]/CH 3715/0, CBW [MHz]: 30, RB_100PCT, Mod: QPSK

READ SA SETTINGS:

RefLevel [dBm] RefLevelOffset [dB] InpAtt [dB]	11.61 0 30
Start [MHz] Stop [MHz]	3695.000 3700.000
RBW [MHz] VBW [MHz]	0.300000 1.000000
Detector TraceMode	RMS MAXH
Sweep: Time [ms] Count Points per Section Type	30000 1 1001 SWE

RESULT lower band

Test Description	Lower Limit	Upper Limit	Measured	Unit	Verdict
Band power 1MHz					
Frequency [MHz] 3700.5	---	-13	-36.09	dBm	PASS
Frequency [MHz] 3701.5	---	-13	-37.25	dBm	PASS
Frequency [MHz] 3702.5	---	-13	-37.99	dBm	PASS
Frequency [MHz] 3703.5	---	-13	-38.65	dBm	PASS
Frequency [MHz] 3704.5	---	-13	-39.46	dBm	PASS



FCC, ISED # Block edge conducted ~ NR Band_77_B Ant-2 SCS-30

Test freq: low, UL[MHz]/CH 3715/0, CBW [MHz]: 30, RB_100PCT, Mod: 16QAM

READ SA SETTINGS:

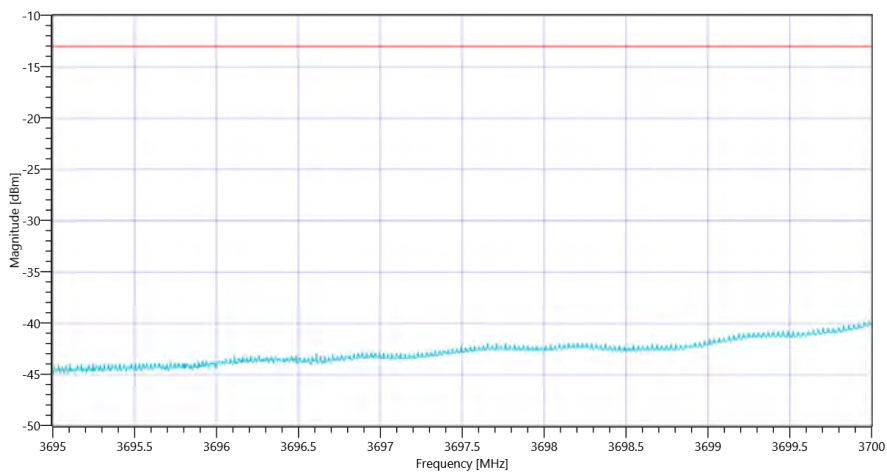
RefLevel [dBm] RefLevelOffset [dB] InpAtt [dB]	13.56 0 30
Start [MHz] Stop [MHz]	3695.000 3700.000
RBW [MHz] VBW [MHz]	0.300000 1.000000
Detector TraceMode	RMS MAXH
Sweep: Time [ms] Count Points per Section Type	30000 1 1001 SWE

RESULT lower band

Test Description	Lower Limit	Upper Limit	Measured	Unit	Verdict
Band power 1MHz					

RESULT lower band

Test Description	Lower Limit	Upper Limit	Measured	Unit	Verdict
Frequency [MHz] 3700.5	---	-13	-36.09	dBm	PASS
Frequency [MHz] 3701.5	---	-13	-37.45	dBm	PASS
Frequency [MHz] 3702.5	---	-13	-37.84	dBm	PASS
Frequency [MHz] 3703.5	---	-13	-38.59	dBm	PASS
Frequency [MHz] 3704.5	---	-13	-39.36	dBm	PASS



FCC, ISED # Block edge conducted ~ NR Band_77_B Ant-2 SCS-30

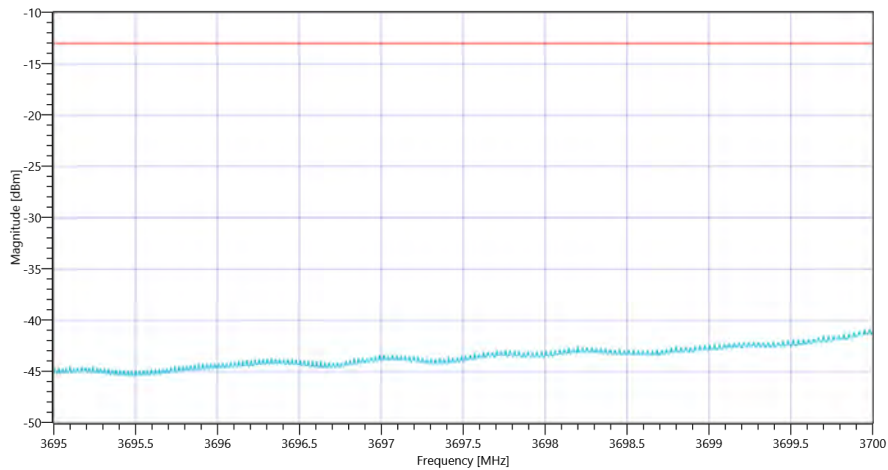
Test freq: low, UL[MHz]/CH 3715/0, CBW [MHz]: 30, RB_100PCT, Mod: 64QAM

READ SA SETTINGS:

RefLevel [dBm] RefLevelOffset [dB] InpAtt [dB]	12.03 0 30
Start [MHz] Stop [MHz]	3695.000 3700.000
RBW [MHz] VBW [MHz]	0.300000 1.000000
Detector TraceMode	RMS MAXH
Sweep: Time [ms] Count Points per Section Type	30000 1 1001 SWE

RESULT lower band

Test Description	Lower Limit	Upper Limit	Measured	Unit	Verdict
Band power 1MHz					
Frequency [MHz] 3700.5	---	-13	-37.17	dBm	PASS
Frequency [MHz] 3701.5	---	-13	-38.13	dBm	PASS
Frequency [MHz] 3702.5	---	-13	-38.72	dBm	PASS
Frequency [MHz] 3703.5	---	-13	-39.27	dBm	PASS
Frequency [MHz] 3704.5	---	-13	-40	dBm	PASS



FCC, ISED # Block edge conducted ~ NR Band_77_B Ant-2 SCS-30

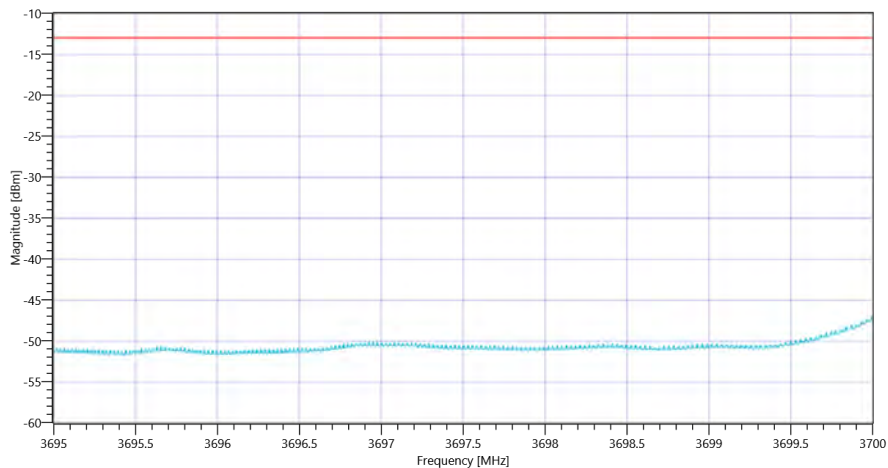
Test freq: low, UL[MHz]/CH 3715/0, CBW [MHz]: 30, RB_100PCT, Mod: 256QAM

READ SA SETTINGS:

RefLevel [dBm] RefLevelOffset [dB] InpAtt [dB]	9.83 0 25
Start [MHz] Stop [MHz]	3695.000 3700.000
RBW [MHz] VBW [MHz]	0.300000 1.000000
Detector TraceMode	RMS MAXH
Sweep: Time [ms] Count Points per Section Type	30000 1 1001 SWE

RESULT lower band

Test Description	Lower Limit	Upper Limit	Measured	Unit	Verdict
Band power 1MHz					
Frequency [MHz] 3700.5	---	-13	-44.78	dBm	PASS
Frequency [MHz] 3701.5	---	-13	-45.87	dBm	PASS
Frequency [MHz] 3702.5	---	-13	-45.83	dBm	PASS
Frequency [MHz] 3703.5	---	-13	-46.11	dBm	PASS
Frequency [MHz] 3704.5	---	-13	-46.34	dBm	PASS



FCC, ISED # Block edge conducted ~ NR Band_77_B Ant-2 SCS-30

General verdict

PASS

FCC, ISED # Block edge conducted ~ NR Band_77_B Ant-2 SCS-30

Test References	
TC Start	26.06.2022 20:02:32
Ambit Temp [°C] Humidity [rel%]	25.2 54
System Version	3.1.1.3
Test Specification	FCC, ISED -
Test Method	
TC Version	0.0.1
My Description	FCC/ISED MobileRadio Block edge conducted - NR Band_77_B
Add. Information	

Test Parameter	
Technology to test	NR
Band	Band_77_B
SCS [kHz]	30
Waveform	CPOFDM
Antenna Port used	2
Temperature	nom
Voltage	nom
Frequency low to test	True
Frequency mid to test	False
Frequency high to test	False
Auto Control enabled Power Supply Climatic Box	No No
Additional Path Loss [dB]	0
Switched Path	None

Test Equipment	
Signal analyzer,Rohde&Schwarz,FSV-40,1307.9002K40/101042,3.70	

Test at BW [MHz]: 40

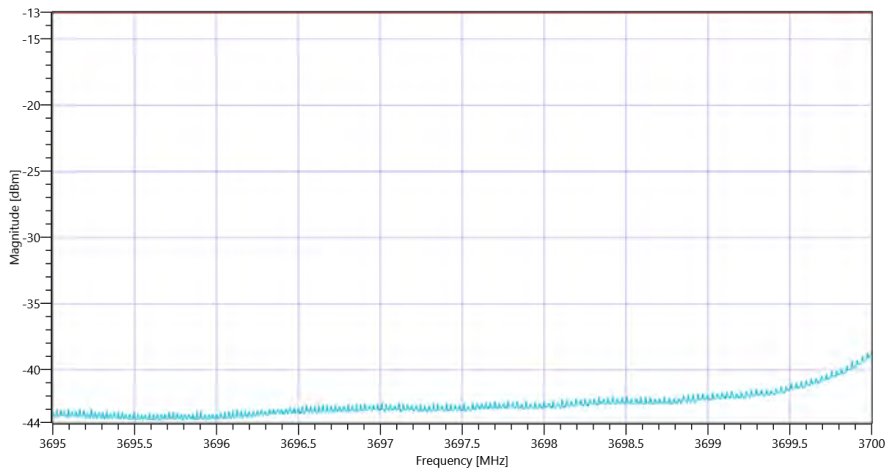
Test freq: low, UL[MHz]/CH 3720/0, CBW [MHz]: 40, RB_100PCT, Mod: QPSK

READ SA SETTINGS:

RefLevel [dBm] RefLevelOffset [dB] InpAtt [dB]	10.42 0 30
Start [MHz] Stop [MHz]	3695.000 3700.000
RBW [MHz] VBW [MHz]	0.500000 2.000000
Detector TraceMode	RMS MAXH
Sweep: Time [ms] Count Points per Section Type	30000 1 1001 SWE

RESULT lower band

Test Description	Lower Limit	Upper Limit	Measured	Unit	Verdict
Band power 1MHz					
Frequency [MHz] 3700.5	---	-13	-38.28	dBm	PASS
Frequency [MHz] 3701.5	---	-13	-39.7	dBm	PASS
Frequency [MHz] 3702.5	---	-13	-40.12	dBm	PASS
Frequency [MHz] 3703.5	---	-13	-40.42	dBm	PASS
Frequency [MHz] 3704.5	---	-13	-40.79	dBm	PASS



FCC, ISED # Block edge conducted ~ NR Band_77_B Ant-2 SCS-30

Test freq: low, UL[MHz]/CH 3720/0, CBW [MHz]: 40, RB_100PCT, Mod: 16QAM

READ SA SETTINGS:

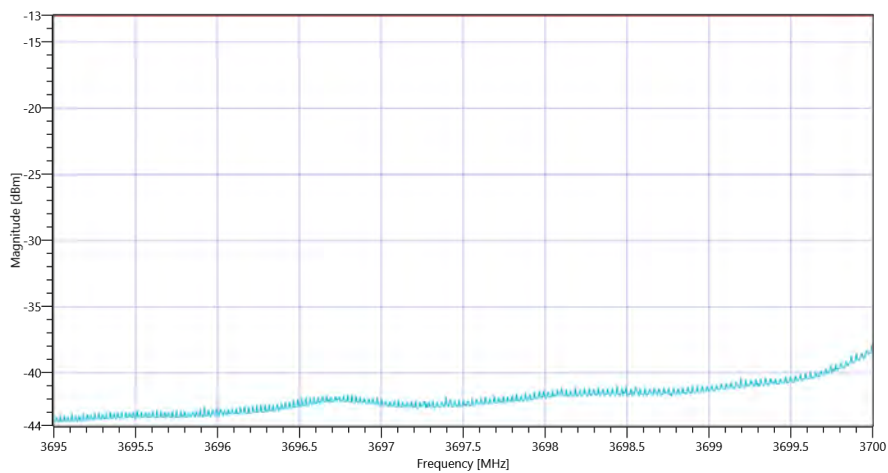
RefLevel [dBm] RefLevelOffset [dB] InpAtt [dB]	11.60 0 30
Start [MHz] Stop [MHz]	3695.000 3700.000
RBW [MHz] VBW [MHz]	0.500000 2.000000
Detector TraceMode	RMS MAXH
Sweep: Time [ms] Count Points per Section Type	30000 1 1001 SWE

RESULT lower band

Test Description	Lower Limit	Upper Limit	Measured	Unit	Verdict
Band power 1MHz					

RESULT lower band

Test Description	Lower Limit	Upper Limit	Measured	Unit	Verdict
Frequency [MHz] 3700.5	---	-13	-37.46	dBm	PASS
Frequency [MHz] 3701.5	---	-13	-38.76	dBm	PASS
Frequency [MHz] 3702.5	---	-13	-39.5	dBm	PASS
Frequency [MHz] 3703.5	---	-13	-39.72	dBm	PASS
Frequency [MHz] 3704.5	---	-13	-40.55	dBm	PASS



FCC, ISED # Block edge conducted ~ NR Band_77_B Ant-2 SCS-30

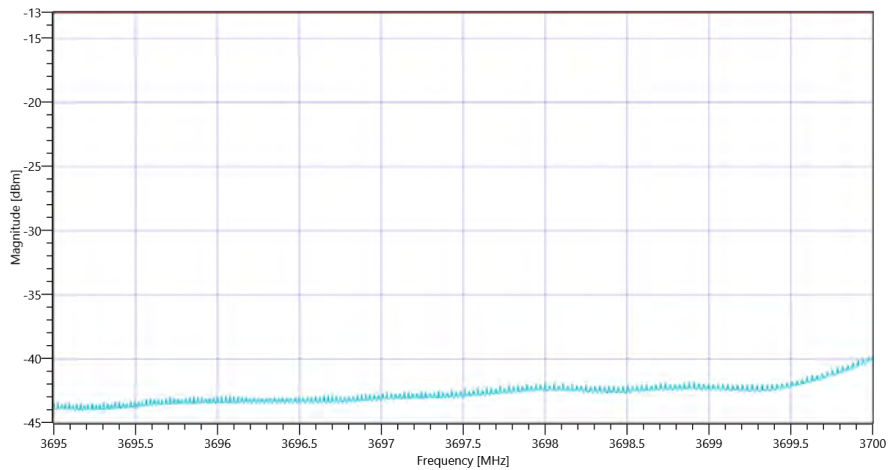
Test freq: low, UL[MHz]/CH 3720/0, CBW [MHz]: 40, RB_100PCT, Mod: 64QAM

READ SA SETTINGS:

RefLevel [dBm] RefLevelOffset [dB] InpAtt [dB]	11.77 0 30
Start [MHz] Stop [MHz]	3695.000 3700.000
RBW [MHz] VBW [MHz]	0.500000 2.000000
Detector TraceMode	RMS MAXH
Sweep: Time [ms] Count Points per Section Type	30000 1 1001 SWE

RESULT lower band

Test Description	Lower Limit	Upper Limit	Measured	Unit	Verdict
Band power 1MHz					
Frequency [MHz] 3700.5	---	-13	-38.94	dBm	PASS
Frequency [MHz] 3701.5	---	-13	-39.63	dBm	PASS
Frequency [MHz] 3702.5	---	-13	-39.99	dBm	PASS
Frequency [MHz] 3703.5	---	-13	-40.51	dBm	PASS
Frequency [MHz] 3704.5	---	-13	-40.86	dBm	PASS



FCC, ISED # Block edge conducted ~ NR Band_77_B Ant-2 SCS-30

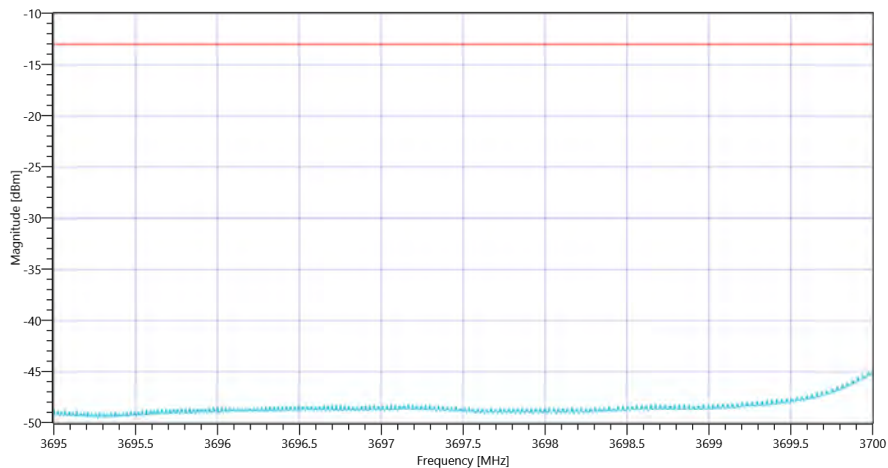
Test freq: low, UL[MHz]/CH 3720/0, CBW [MHz]: 40, RB_100PCT, Mod: 256QAM

READ SA SETTINGS:

RefLevel [dBm] RefLevelOffset [dB] InpAtt [dB]	8.40 0 25
Start [MHz] Stop [MHz]	3695.000 3700.000
RBW [MHz] VBW [MHz]	0.500000 2.000000
Detector TraceMode	RMS MAXH
Sweep: Time [ms] Count Points per Section Type	30000 1 1001 SWE

RESULT lower band

Test Description	Lower Limit	Upper Limit	Measured	Unit	Verdict
Band power 1MHz					
Frequency [MHz] 3700.5	---	-13	-44.67	dBm	PASS
Frequency [MHz] 3701.5	---	-13	-45.94	dBm	PASS
Frequency [MHz] 3702.5	---	-13	-45.99	dBm	PASS
Frequency [MHz] 3703.5	---	-13	-45.94	dBm	PASS
Frequency [MHz] 3704.5	---	-13	-46.34	dBm	PASS



FCC, ISED # Block edge conducted ~ NR Band_77_B Ant-2 SCS-30

General verdict

PASS

FCC, ISED # Block edge conducted ~ NR Band_77_B Ant-2 SCS-30

Test References	
TC Start	26.06.2022 19:11:52
Ambit Temp [°C] Humidity [rel%]	25.1 54
System Version	3.1.1.3
Test Specification	FCC, ISED -
Test Method	
TC Version	0.0.1
My Description	FCC/ISED MobileRadio Block edge conducted - NR Band_77_B
Add. Information	

Test Parameter	
Technology to test	NR
Band	Band_77_B
SCS [kHz]	30
Waveform	CPOFDM
Antenna Port used	2
Temperature	nom
Voltage	nom
Frequency low to test	True
Frequency mid to test	False
Frequency high to test	False
Auto Control enabled Power Supply Climatic Box	No No
Additional Path Loss [dB]	0
Switched Path	None

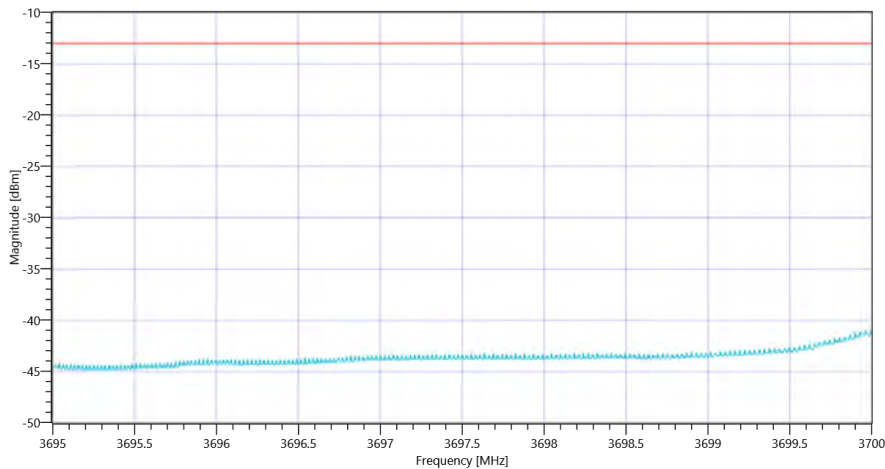
Test Equipment	
Signal analyzer,Rohde&Schwarz,FSV-40,1307.9002K40/101042,3.70	

Test at BW [MHz]: 50

Test freq: low, UL[MHz]/CH 3725/0, CBW [MHz]: 50, RB_100PCT, Mod: QPSK

READ SA SETTINGS:	
RefLevel [dBm] RefLevelOffset [dB] InpAtt [dB]	10.35 0 30
Start [MHz] Stop [MHz]	3695.000 3700.000
RBW [MHz] VBW [MHz]	0.500000 2.000000
Detector TraceMode	RMS MAXH
Sweep: Time [ms] Count Points per Section Type	30000 1 1001 SWE

RESULT lower band					
Test Description	Lower Limit	Upper Limit	Measured	Unit	Verdict
Band power 1MHz					
Frequency [MHz] 3700.5	---	-13	-39.9	dBm	PASS
Frequency [MHz] 3701.5	---	-13	-40.83	dBm	PASS
Frequency [MHz] 3702.5	---	-13	-40.94	dBm	PASS
Frequency [MHz] 3703.5	---	-13	-41.32	dBm	PASS
Frequency [MHz] 3704.5	---	-13	-41.77	dBm	PASS



FCC, ISED # Block edge conducted ~ NR Band_77_B Ant-2 SCS-30

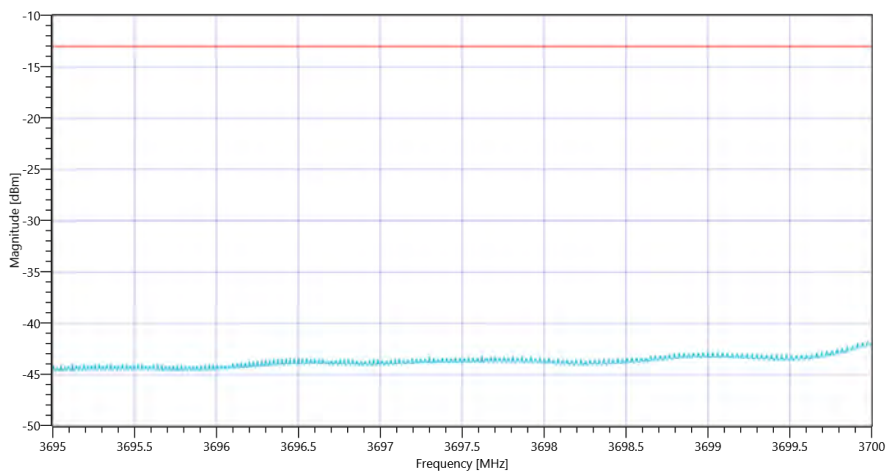
Test freq: low, UL[MHz]/CH 3725/0, CBW [MHz]: 50, RB_100PCT, Mod: 16QAM

READ SA SETTINGS:	
RefLevel [dBm] RefLevelOffset [dB] InpAtt [dB]	11.02 0 30
Start [MHz] Stop [MHz]	3695.000 3700.000
RBW [MHz] VBW [MHz]	0.500000 2.000000
Detector TraceMode	RMS MAXH
Sweep: Time [ms] Count Points per Section Type	30000 1 1001 SWE

RESULT lower band					
Test Description	Lower Limit	Upper Limit	Measured	Unit	Verdict
Band power 1MHz					

RESULT lower band

Test Description	Lower Limit	Upper Limit	Measured	Unit	Verdict
Frequency [MHz] 3700.5	---	-13	-40.34	dBm	PASS
Frequency [MHz] 3701.5	---	-13	-40.88	dBm	PASS
Frequency [MHz] 3702.5	---	-13	-40.97	dBm	PASS
Frequency [MHz] 3703.5	---	-13	-41.23	dBm	PASS
Frequency [MHz] 3704.5	---	-13	-41.68	dBm	PASS



FCC, ISED # Block edge conducted ~ NR Band_77_B Ant-2 SCS-30

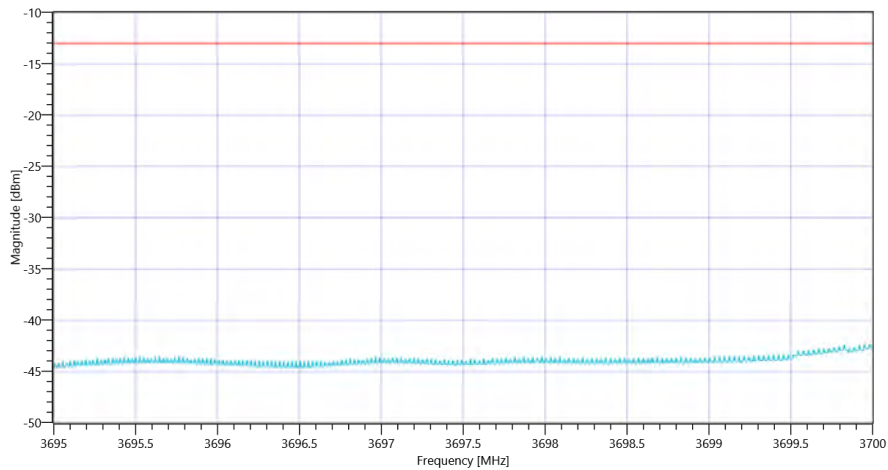
Test freq: low, UL[MHz]/CH 3725/0, CBW [MHz]: 50, RB_100PCT, Mod: 64QAM

READ SA SETTINGS:

RefLevel [dBm] RefLevelOffset [dB] InpAtt [dB]	9.96 0 25
Start [MHz] Stop [MHz]	3695.000 3700.000
RBW [MHz] VBW [MHz]	0.500000 2.000000
Detector TraceMode	RMS MAXH
Sweep: Time [ms] Count Points per Section Type	30000 1 1001 SWE

RESULT lower band

Test Description	Lower Limit	Upper Limit	Measured	Unit	Verdict
Band power 1MHz					
Frequency [MHz] 3700.5	---	-13	-40.68	dBm	PASS
Frequency [MHz] 3701.5	---	-13	-41.3	dBm	PASS
Frequency [MHz] 3702.5	---	-13	-41.35	dBm	PASS
Frequency [MHz] 3703.5	---	-13	-41.55	dBm	PASS
Frequency [MHz] 3704.5	---	-13	-41.38	dBm	PASS



FCC, ISED # Block edge conducted ~ NR Band_77_B Ant-2 SCS-30

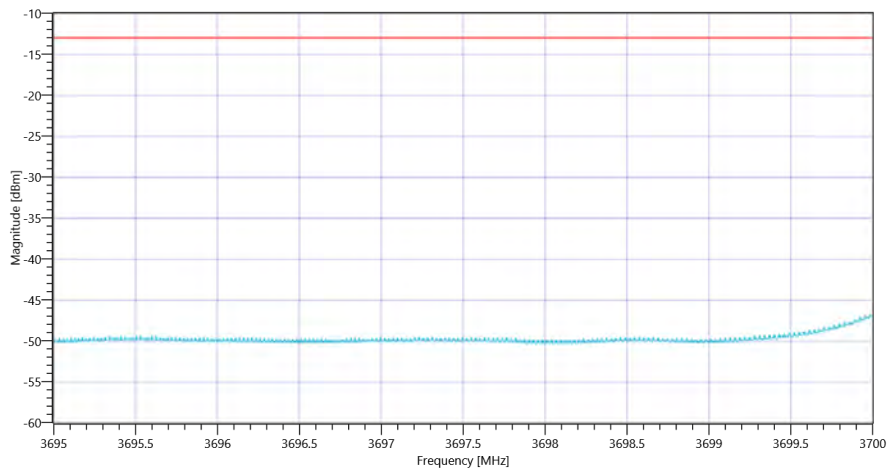
Test freq: low, UL[MHz]/CH 3725/0, CBW [MHz]: 50, RB_100PCT, Mod: 256QAM

READ SA SETTINGS:

RefLevel [dBm] RefLevelOffset [dB] InpAtt [dB]	6.89 0 25
Start [MHz] Stop [MHz]	3695.000 3700.000
RBW [MHz] VBW [MHz]	0.500000 2.000000
Detector TraceMode	RMS MAXH
Sweep: Time [ms] Count Points per Section Type	30000 1 1001 SWE

RESULT lower band

Test Description	Lower Limit	Upper Limit	Measured	Unit	Verdict
Band power 1MHz					
Frequency [MHz] 3700.5	---	-13	-46.21	dBm	PASS
Frequency [MHz] 3701.5	---	-13	-47.25	dBm	PASS
Frequency [MHz] 3702.5	---	-13	-47.19	dBm	PASS
Frequency [MHz] 3703.5	---	-13	-47.24	dBm	PASS
Frequency [MHz] 3704.5	---	-13	-47.11	dBm	PASS



FCC, ISED # Block edge conducted ~ NR Band_77_B Ant-2 SCS-30

General verdict

PASS

FCC, ISED # Block edge conducted ~ NR Band_77_B Ant-2 SCS-30

Test References	
TC Start	26.06.2022 18:32:56
Ambit Temp [°C] Humidity [rel%]	25.1 54
System Version	3.1.1.3
Test Specification	FCC, ISED -
Test Method	
TC Version	0.0.1
My Description	FCC/ISED MobileRadio Block edge conducted - NR Band_77_B
Add. Information	

Test Parameter	
Technology to test	NR
Band	Band_77_B
SCS [kHz]	30
Waveform	CPOFDM
Antenna Port used	2
Temperature	nom
Voltage	nom
Frequency low to test	True
Frequency mid to test	False
Frequency high to test	False
Auto Control enabled Power Supply Climatic Box	No No
Additional Path Loss [dB]	0
Switched Path	None

Test Equipment	
Signal analyzer,Rohde&Schwarz,FSV-40,1307.9002K40/101042,3.70	

Test at BW [MHz]: 60

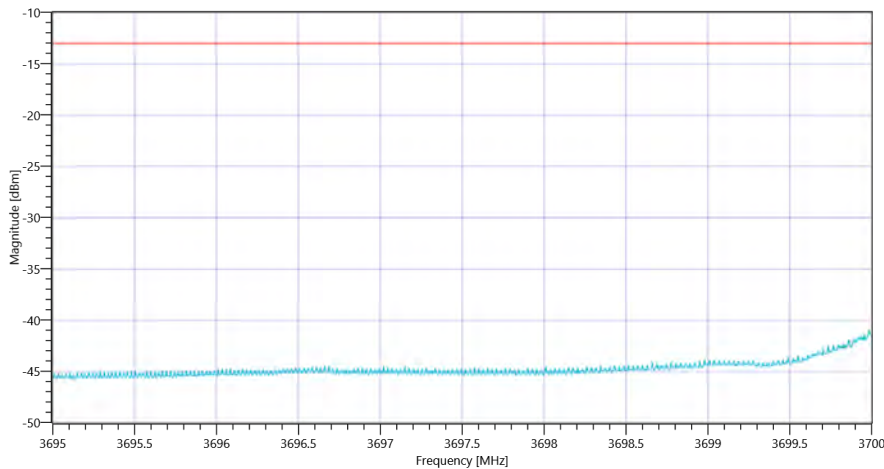
Test freq: low, UL[MHz]/CH 3730/0, CBW [MHz]: 60, RB_100PCT, Mod: QPSK

READ SA SETTINGS:

RefLevel [dBm] RefLevelOffset [dB] InpAtt [dB]	9.23 0 25
Start [MHz] Stop [MHz]	3695.000 3700.000
RBW [MHz] VBW [MHz]	0.500000 2.000000
Detector TraceMode	RMS MAXH
Sweep: Time [ms] Count Points per Section Type	30000 1 1001 SWE

RESULT lower band

Test Description	Lower Limit	Upper Limit	Measured	Unit	Verdict
Band power 1MHz					
Frequency [MHz] 3700.5	---	-13	-40.72	dBm	PASS
Frequency [MHz] 3701.5	---	-13	-42.02	dBm	PASS
Frequency [MHz] 3702.5	---	-13	-42.34	dBm	PASS
Frequency [MHz] 3703.5	---	-13	-42.31	dBm	PASS
Frequency [MHz] 3704.5	---	-13	-42.66	dBm	PASS



FCC, ISED # Block edge conducted ~ NR Band_77_B Ant-2 SCS-30

Test freq: low, UL[MHz]/CH 3730/0, CBW [MHz]: 60, RB_100PCT, Mod: 16QAM

READ SA SETTINGS:

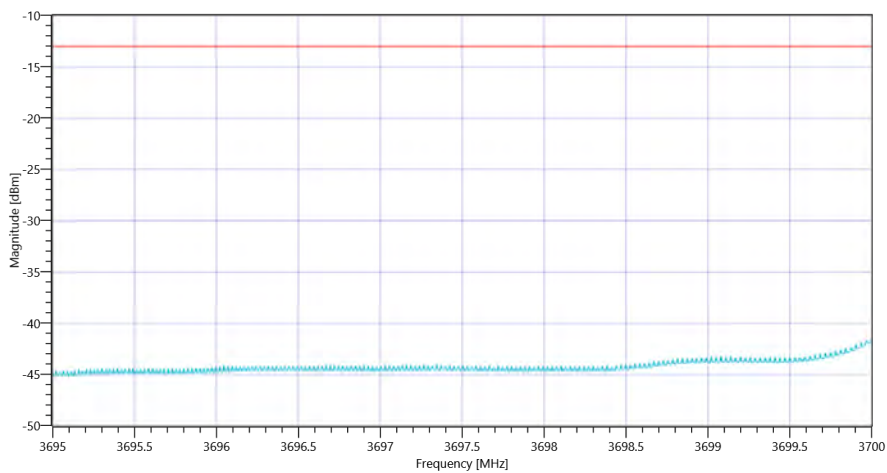
RefLevel [dBm] RefLevelOffset [dB] InpAtt [dB]	10.39 0 30
Start [MHz] Stop [MHz]	3695.000 3700.000
RBW [MHz] VBW [MHz]	0.500000 2.000000
Detector TraceMode	RMS MAXH
Sweep: Time [ms] Count Points per Section Type	30000 1 1001 SWE

RESULT lower band

Test Description	Lower Limit	Upper Limit	Measured	Unit	Verdict
Band power 1MHz					

RESULT lower band

Test Description	Lower Limit	Upper Limit	Measured	Unit	Verdict
Frequency [MHz] 3700.5	---	-13	-40.56	dBm	PASS
Frequency [MHz] 3701.5	---	-13	-41.48	dBm	PASS
Frequency [MHz] 3702.5	---	-13	-41.74	dBm	PASS
Frequency [MHz] 3703.5	---	-13	-41.74	dBm	PASS
Frequency [MHz] 3704.5	---	-13	-42.04	dBm	PASS



FCC, ISED # Block edge conducted ~ NR Band_77_B Ant-2 SCS-30

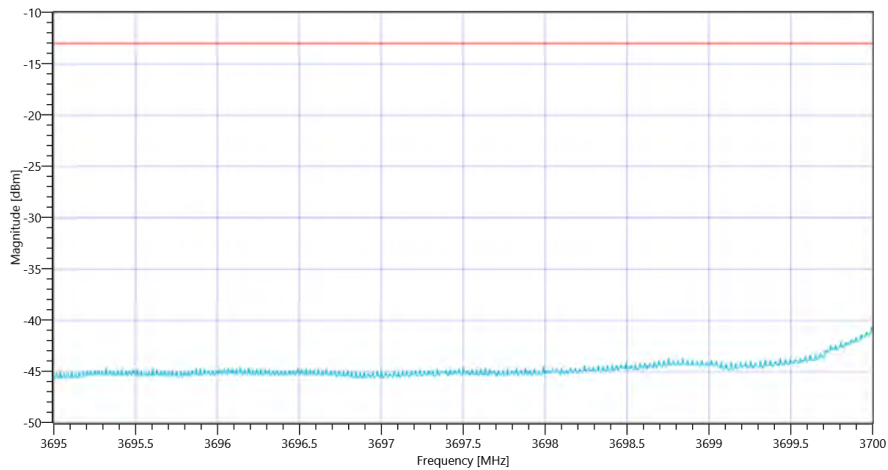
Test freq: low, UL[MHz]/CH 3730/0, CBW [MHz]: 60, RB_100PCT, Mod: 64QAM

READ SA SETTINGS:

RefLevel [dBm] RefLevelOffset [dB] InpAtt [dB]	8.80 0 25
Start [MHz] Stop [MHz]	3695.000 3700.000
RBW [MHz] VBW [MHz]	0.500000 2.000000
Detector TraceMode	RMS MAXH
Sweep: Time [ms] Count Points per Section Type	30000 1 1001 SWE

RESULT lower band

Test Description	Lower Limit	Upper Limit	Measured	Unit	Verdict
Band power 1MHz					
Frequency [MHz] 3700.5	---	-13	-40.75	dBm	PASS
Frequency [MHz] 3701.5	---	-13	-41.87	dBm	PASS
Frequency [MHz] 3702.5	---	-13	-42.45	dBm	PASS
Frequency [MHz] 3703.5	---	-13	-42.46	dBm	PASS
Frequency [MHz] 3704.5	---	-13	-42.52	dBm	PASS



FCC, ISED # Block edge conducted ~ NR Band_77_B Ant-2 SCS-30

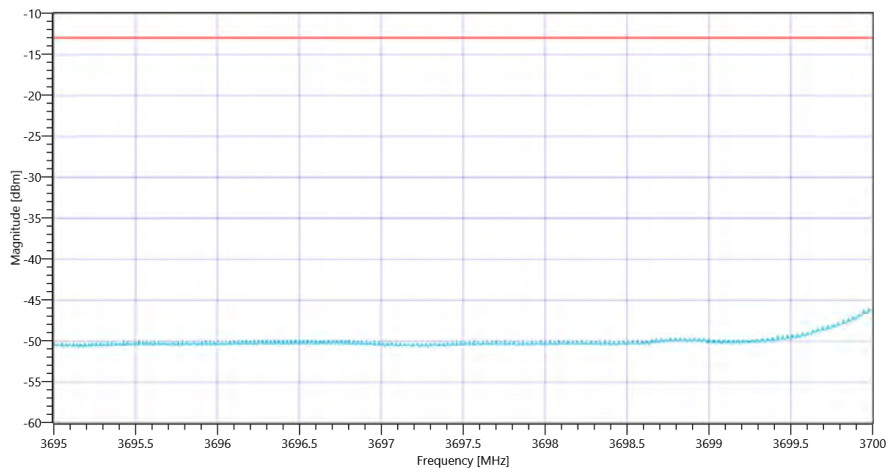
Test freq: low, UL[MHz]/CH 3730/0, CBW [MHz]: 60, RB_100PCT, Mod: 256QAM

READ SA SETTINGS:

RefLevel [dBm] RefLevelOffset [dB] InpAtt [dB]	5.96 0 25
Start [MHz] Stop [MHz]	3695.000 3700.000
RBW [MHz] VBW [MHz]	0.500000 2.000000
Detector TraceMode	RMS MAXH
Sweep: Time [ms] Count Points per Section Type	30000 1 1001 SWE

RESULT lower band

Test Description	Lower Limit	Upper Limit	Measured	Unit	Verdict
Band power 1MHz					
Frequency [MHz] 3700.5	---	-13	-46.14	dBm	PASS
Frequency [MHz] 3701.5	---	-13	-47.42	dBm	PASS
Frequency [MHz] 3702.5	---	-13	-47.67	dBm	PASS
Frequency [MHz] 3703.5	---	-13	-47.51	dBm	PASS
Frequency [MHz] 3704.5	---	-13	-47.68	dBm	PASS



FCC, ISED # Block edge conducted ~ NR Band_77_B Ant-2 SCS-30

General verdict

PASS

FCC, ISED # Block edge conducted ~ NR Band_77_B Ant-2 SCS-30

Test References	
TC Start	26.06.2022 17:46:39
Ambit Temp [°C] Humidity [rel%]	25.1 54
System Version	3.1.1.3
Test Specification	FCC, ISED -
Test Method	
TC Version	0.0.1
My Description	FCC/ISED MobileRadio Block edge conducted - NR Band_77_B
Add. Information	

Test Parameter	
Technology to test	NR
Band	Band_77_B
SCS [kHz]	30
Waveform	CPOFDM
Antenna Port used	2
Temperature	nom
Voltage	nom
Frequency low to test	True
Frequency mid to test	False
Frequency high to test	False
Auto Control enabled Power Supply Climatic Box	No No
Additional Path Loss [dB]	0
Switched Path	None

Test Equipment	
Signal analyzer,Rohde&Schwarz,FSV-40,1307.9002K40/101042,3.70	

Test at BW [MHz]: 70

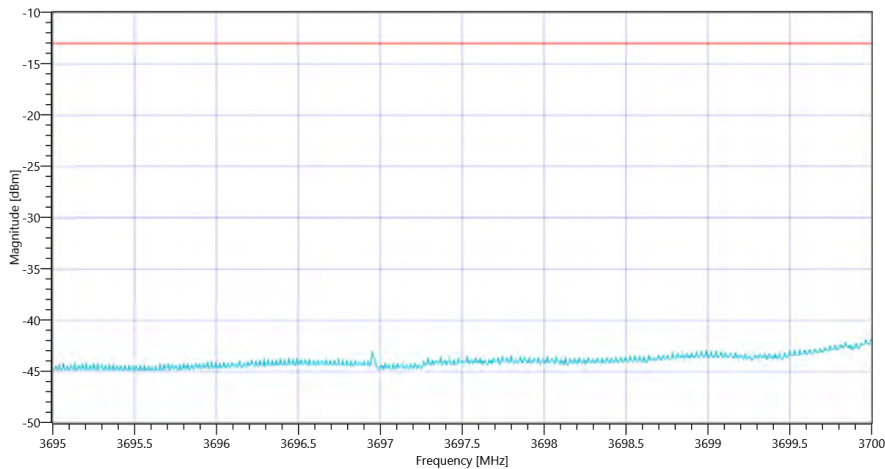
Test freq: low, UL[MHz]/CH 3735/0, CBW [MHz]: 70, RB_100PCT, Mod: QPSK

READ SA SETTINGS:

RefLevel [dBm] RefLevelOffset [dB] InpAtt [dB]	8.34 0 25
Start [MHz] Stop [MHz]	3695.000 3700.000
RBW [MHz] VBW [MHz]	0.500000 2.000000
Detector TraceMode	RMS MAXH
Sweep: Time [ms] Count Points per Section Type	30000 1 1001 SWE

RESULT lower band

Test Description	Lower Limit	Upper Limit	Measured	Unit	Verdict
Band power 1MHz					
Frequency [MHz] 3700.5	---	-13	-40.39	dBm	PASS
Frequency [MHz] 3701.5	---	-13	-41.08	dBm	PASS
Frequency [MHz] 3702.5	---	-13	-41.42	dBm	PASS
Frequency [MHz] 3703.5	---	-13	-41.51	dBm	PASS
Frequency [MHz] 3704.5	---	-13	-41.9	dBm	PASS



FCC, ISED # Block edge conducted ~ NR Band_77_B Ant-2 SCS-30

Test freq: low, UL[MHz]/CH 3735/0, CBW [MHz]: 70, RB_100PCT, Mod: 16QAM

READ SA SETTINGS:

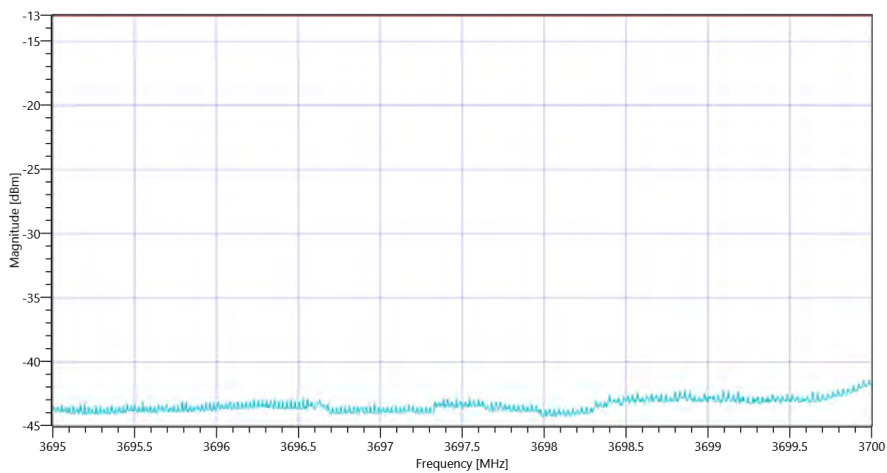
RefLevel [dBm] RefLevelOffset [dB] InpAtt [dB]	9.30 0 25
Start [MHz] Stop [MHz]	3695.000 3700.000
RBW [MHz] VBW [MHz]	0.500000 2.000000
Detector TraceMode	RMS MAXH
Sweep: Time [ms] Count Points per Section Type	30000 1 1001 SWE

RESULT lower band

Test Description	Lower Limit	Upper Limit	Measured	Unit	Verdict
Band power 1MHz					

RESULT lower band

Test Description	Lower Limit	Upper Limit	Measured	Unit	Verdict
Frequency [MHz] 3700.5	---	-13	-40	dBm	PASS
Frequency [MHz] 3701.5	---	-13	-40.51	dBm	PASS
Frequency [MHz] 3702.5	---	-13	-40.88	dBm	PASS
Frequency [MHz] 3703.5	---	-13	-40.83	dBm	PASS
Frequency [MHz] 3704.5	---	-13	-41.02	dBm	PASS



FCC, ISED # Block edge conducted ~ NR Band_77_B Ant-2 SCS-30

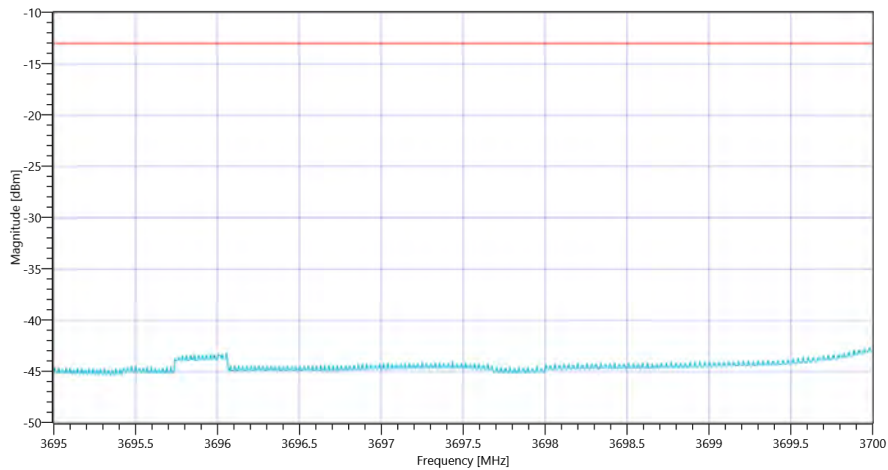
Test freq: low, UL[MHz]/CH 3735/0, CBW [MHz]: 70, RB_100PCT, Mod: 64QAM

READ SA SETTINGS:

RefLevel [dBm] RefLevelOffset [dB] InpAtt [dB]	8.84 0 25
Start [MHz] Stop [MHz]	3695.000 3700.000
RBW [MHz] VBW [MHz]	0.500000 2.000000
Detector TraceMode	RMS MAXH
Sweep: Time [ms] Count Points per Section Type	30000 1 1001 SWE

RESULT lower band

Test Description	Lower Limit	Upper Limit	Measured	Unit	Verdict
Band power 1MHz					
Frequency [MHz] 3700.5	---	-13	-41.19	dBm	PASS
Frequency [MHz] 3701.5	---	-13	-41.8	dBm	PASS
Frequency [MHz] 3702.5	---	-13	-41.94	dBm	PASS
Frequency [MHz] 3703.5	---	-13	-41.92	dBm	PASS
Frequency [MHz] 3704.5	---	-13	-41.9	dBm	PASS



FCC, ISED # Block edge conducted ~ NR Band_77_B Ant-2 SCS-30

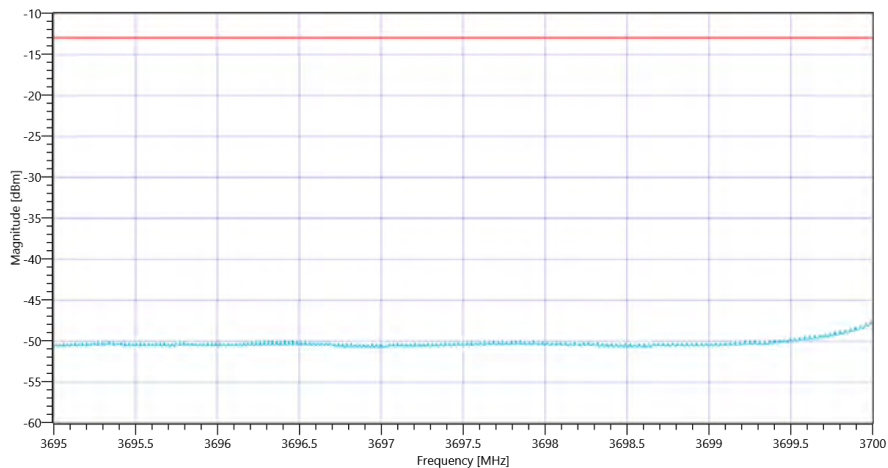
Test freq: low, UL[MHz]/CH 3735/0, CBW [MHz]: 70, RB_100PCT, Mod: 256QAM

READ SA SETTINGS:

RefLevel [dBm] RefLevelOffset [dB] InpAtt [dB]	5.68 0 25
Start [MHz] Stop [MHz]	3695.000 3700.000
RBW [MHz] VBW [MHz]	0.500000 2.000000
Detector TraceMode	RMS MAXH
Sweep: Time [ms] Count Points per Section Type	30000 1 1001 SWE

RESULT lower band

Test Description	Lower Limit	Upper Limit	Measured	Unit	Verdict
Band power 1MHz					
Frequency [MHz] 3700.5	---	-13	-46.92	dBm	PASS
Frequency [MHz] 3701.5	---	-13	-47.77	dBm	PASS
Frequency [MHz] 3702.5	---	-13	-47.7	dBm	PASS
Frequency [MHz] 3703.5	---	-13	-47.73	dBm	PASS
Frequency [MHz] 3704.5	---	-13	-47.73	dBm	PASS



FCC, ISED # Block edge conducted ~ NR Band_77_B Ant-2 SCS-30

General verdict

PASS

FCC, ISED # Block edge conducted ~ NR Band_77_B Ant-2 SCS-30

Test References	
TC Start	26.06.2022 16:04:51
Ambit Temp [°C] Humidity [rel%]	25.1 54
System Version	3.1.1.3
Test Specification	FCC, ISED -
Test Method	
TC Version	0.0.1
My Description	FCC/ISED MobileRadio Block edge conducted - NR Band_77_B
Add. Information	

Test Parameter	
Technology to test	NR
Band	Band_77_B
SCS [kHz]	30
Waveform	CPOFDM
Antenna Port used	2
Temperature	nom
Voltage	nom
Frequency low to test	True
Frequency mid to test	False
Frequency high to test	False
Auto Control enabled Power Supply Climatic Box	No No
Additional Path Loss [dB]	0
Switched Path	None

Test Equipment	
Signal analyzer,Rohde&Schwarz,FSV-40,1307.9002K40/101042,3.70	

Test at BW [MHz]: 80

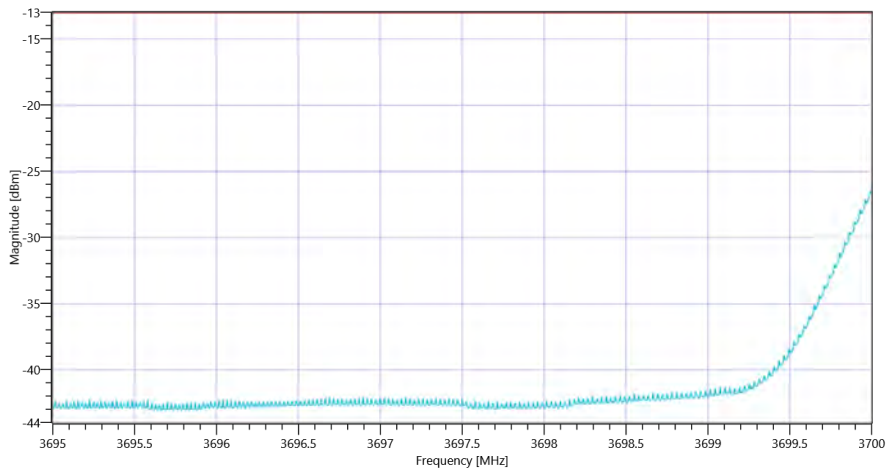
Test freq: low, UL[MHz]/CH 3740/0, CBW [MHz]: 80, RB_100PCT, Mod: QPSK

READ SA SETTINGS:

RefLevel [dBm] RefLevelOffset [dB] InpAtt [dB]	8.67 0 25
Start [MHz] Stop [MHz]	3695.000 3700.000
RBW [MHz] VBW [MHz]	1.000000 3.000000
Detector TraceMode	RMS MAXH
Sweep: Time [ms] Count Points per Section Type	30000 1 1001 SWE

RESULT lower band

Test Description	Lower Limit	Upper Limit	Measured	Unit	Verdict
Band power 1MHz					
Frequency [MHz] 3700.5	---	-13	-34.2	dBm	PASS
Frequency [MHz] 3701.5	---	-13	-42.55	dBm	PASS
Frequency [MHz] 3702.5	---	-13	-42.91	dBm	PASS
Frequency [MHz] 3703.5	---	-13	-42.85	dBm	PASS
Frequency [MHz] 3704.5	---	-13	-43.03	dBm	PASS



FCC, ISED # Block edge conducted ~ NR Band_77_B Ant-2 SCS-30

Test freq: low, UL[MHz]/CH 3740/0, CBW [MHz]: 80, RB_100PCT, Mod: 16QAM

READ SA SETTINGS:

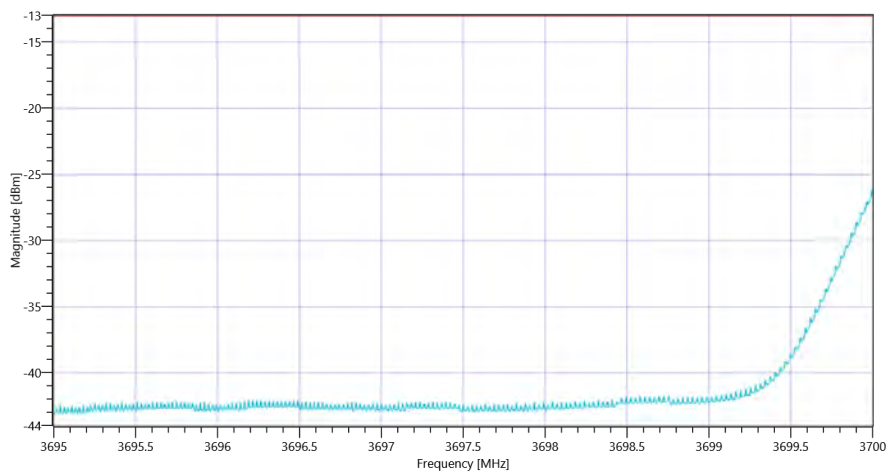
RefLevel [dBm] RefLevelOffset [dB] InpAtt [dB]	8.61 0 25
Start [MHz] Stop [MHz]	3695.000 3700.000
RBW [MHz] VBW [MHz]	1.000000 3.000000
Detector TraceMode	RMS MAXH
Sweep: Time [ms] Count Points per Section Type	30000 1 1001 SWE

RESULT lower band

Test Description	Lower Limit	Upper Limit	Measured	Unit	Verdict
Band power 1MHz					

RESULT lower band

Test Description	Lower Limit	Upper Limit	Measured	Unit	Verdict
Frequency [MHz] 3700.5	---	-13	-34.19	dBm	PASS
Frequency [MHz] 3701.5	---	-13	-42.59	dBm	PASS
Frequency [MHz] 3702.5	---	-13	-42.93	dBm	PASS
Frequency [MHz] 3703.5	---	-13	-42.85	dBm	PASS
Frequency [MHz] 3704.5	---	-13	-42.96	dBm	PASS



FCC, ISED # Block edge conducted ~ NR Band_77_B Ant-2 SCS-30

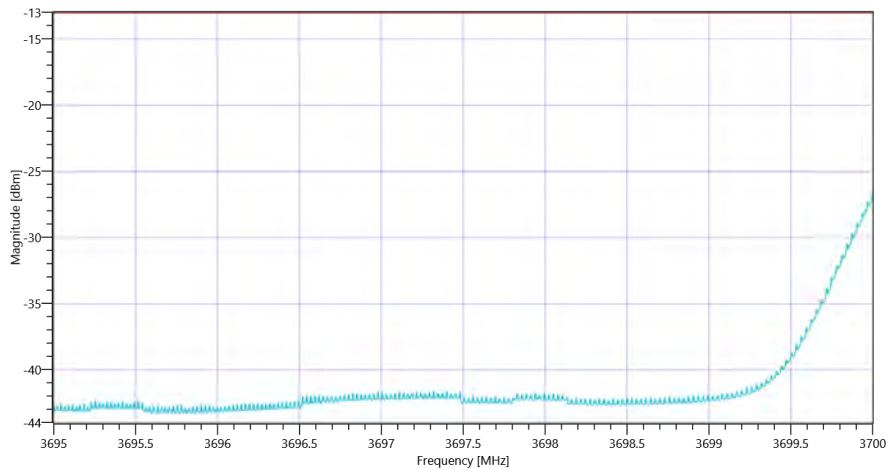
Test freq: low, UL[MHz]/CH 3740/0, CBW [MHz]: 80, RB_100PCT, Mod: 64QAM

READ SA SETTINGS:

RefLevel [dBm] RefLevelOffset [dB] InpAtt [dB]	8.61 0 25
Start [MHz] Stop [MHz]	3695.000 3700.000
RBW [MHz] VBW [MHz]	1.000000 3.000000
Detector TraceMode	RMS MAXH
Sweep: Time [ms] Count Points per Section Type	30000 1 1001 SWE

RESULT lower band

Test Description	Lower Limit	Upper Limit	Measured	Unit	Verdict
Band power 1MHz					
Frequency [MHz] 3700.5	---	-13	-34.58	dBm	PASS
Frequency [MHz] 3701.5	---	-13	-42.68	dBm	PASS
Frequency [MHz] 3702.5	---	-13	-42.43	dBm	PASS
Frequency [MHz] 3703.5	---	-13	-42.83	dBm	PASS
Frequency [MHz] 3704.5	---	-13	-43.23	dBm	PASS



FCC, ISED # Block edge conducted ~ NR Band_77_B Ant-2 SCS-30

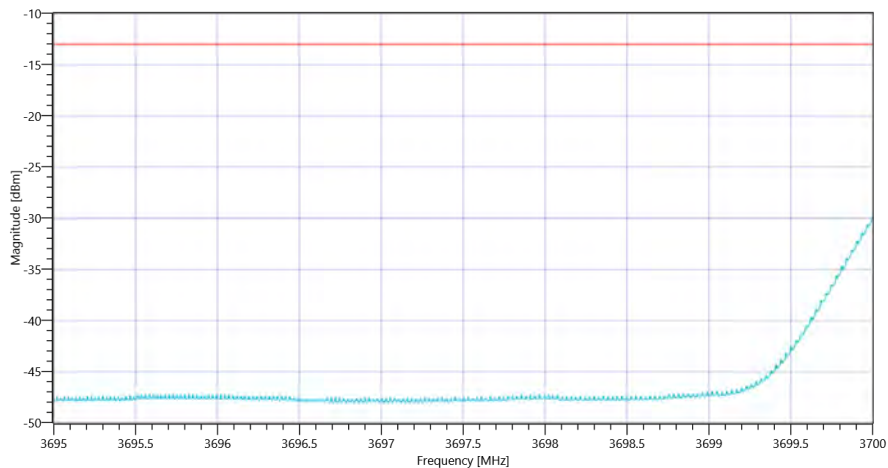
Test freq: low, UL[MHz]/CH 3740/0, CBW [MHz]: 80, RB_100PCT, Mod: 256QAM

READ SA SETTINGS:

RefLevel [dBm] RefLevelOffset [dB] InpAtt [dB]	5.18 0 25
Start [MHz] Stop [MHz]	3695.000 3700.000
RBW [MHz] VBW [MHz]	1.000000 3.000000
Detector TraceMode	RMS MAXH
Sweep: Time [ms] Count Points per Section Type	30000 1 1001 SWE

RESULT lower band

Test Description	Lower Limit	Upper Limit	Measured	Unit	Verdict
Band power 1MHz					
Frequency [MHz] 3700.5	---	-13	-37.98	dBm	PASS
Frequency [MHz] 3701.5	---	-13	-47.84	dBm	PASS
Frequency [MHz] 3702.5	---	-13	-48.01	dBm	PASS
Frequency [MHz] 3703.5	---	-13	-47.99	dBm	PASS
Frequency [MHz] 3704.5	---	-13	-47.88	dBm	PASS



FCC, ISED # Block edge conducted ~ NR Band_77_B Ant-2 SCS-30

General verdict

PASS

FCC, ISED # Block edge conducted ~ NR Band_77_B Ant-2 SCS-30

Test References	
TC Start	26.06.2022 13:48:22
Ambit Temp [°C] Humidity [rel%]	25.2 52
System Version	3.1.1.3
Test Specification	FCC, ISED -
Test Method	
TC Version	0.0.1
My Description	FCC/ISED MobileRadio Block edge conducted - NR Band_77_B
Add. Information	

Test Parameter	
Technology to test	NR
Band	Band_77_B
SCS [kHz]	30
Waveform	CPOFDM
Antenna Port used	2
Temperature	nom
Voltage	nom
Frequency low to test	True
Frequency mid to test	False
Frequency high to test	False
Auto Control enabled Power Supply Climatic Box	No No
Additional Path Loss [dB]	0
Switched Path	None

Test Equipment	
Signal analyzer,Rohde&Schwarz,FSV-40,1307.9002K40/101042,3.70	

Test at BW [MHz]: 90

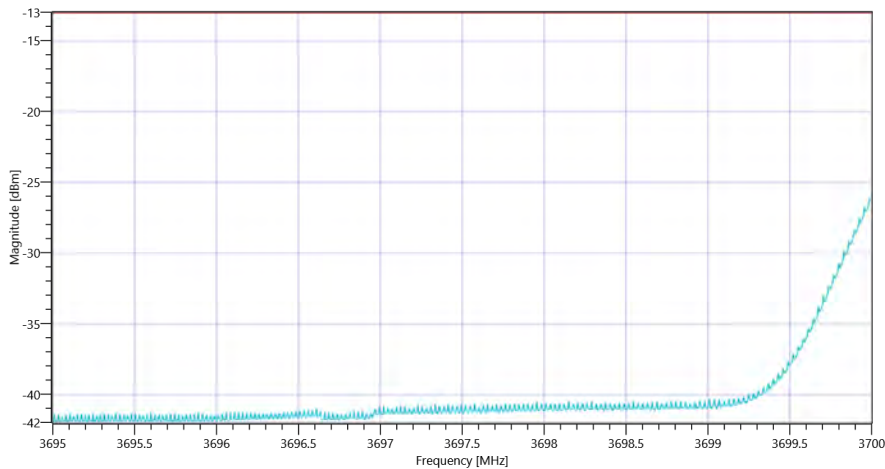
Test freq: low, UL[MHz]/CH 3745/0, CBW [MHz]: 90, RB_100PCT, Mod: QPSK

READ SA SETTINGS:

RefLevel [dBm] RefLevelOffset [dB] InpAtt [dB]	7.52 0 25
Start [MHz] Stop [MHz]	3695.000 3700.000
RBW [MHz] VBW [MHz]	1.000000 3.000000
Detector TraceMode	RMS MAXH
Sweep: Time [ms] Count Points per Section Type	30000 1 1001 SWE

RESULT lower band

Test Description	Lower Limit	Upper Limit	Measured	Unit	Verdict
Band power 1MHz					
Frequency [MHz] 3700.5	---	-13	-33.61	dBm	PASS
Frequency [MHz] 3701.5	---	-13	-41.17	dBm	PASS
Frequency [MHz] 3702.5	---	-13	-41.38	dBm	PASS
Frequency [MHz] 3703.5	---	-13	-41.83	dBm	PASS
Frequency [MHz] 3704.5	---	-13	-42.01	dBm	PASS



FCC, ISED # Block edge conducted ~ NR Band_77_B Ant-2 SCS-30

Test freq: low, UL[MHz]/CH 3745/0, CBW [MHz]: 90, RB_100PCT, Mod: 16QAM

READ SA SETTINGS:

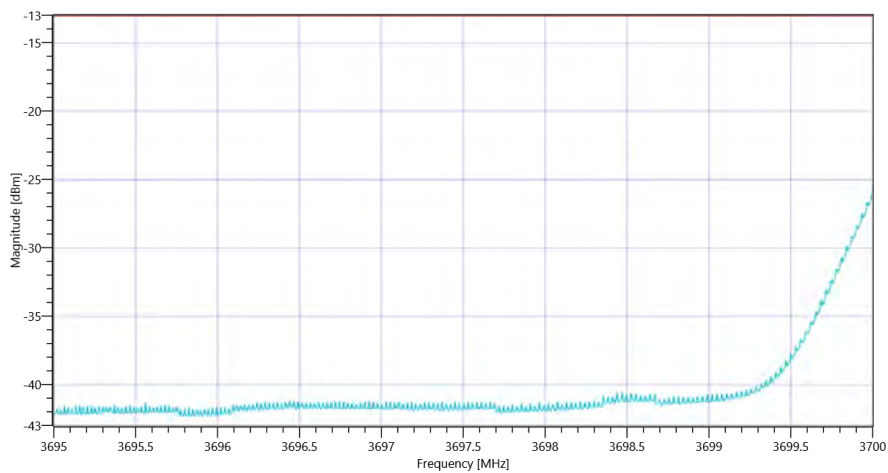
RefLevel [dBm] RefLevelOffset [dB] InpAtt [dB]	8.96 0 25
Start [MHz] Stop [MHz]	3695.000 3700.000
RBW [MHz] VBW [MHz]	1.000000 3.000000
Detector TraceMode	RMS MAXH
Sweep: Time [ms] Count Points per Section Type	30000 1 1001 SWE

RESULT lower band

Test Description	Lower Limit	Upper Limit	Measured	Unit	Verdict
Band power 1MHz					

RESULT lower band

Test Description	Lower Limit	Upper Limit	Measured	Unit	Verdict
Frequency [MHz] 3700.5	---	-13	-33.79	dBm	PASS
Frequency [MHz] 3701.5	---	-13	-41.59	dBm	PASS
Frequency [MHz] 3702.5	---	-13	-41.97	dBm	PASS
Frequency [MHz] 3703.5	---	-13	-41.93	dBm	PASS
Frequency [MHz] 3704.5	---	-13	-42.23	dBm	PASS



FCC, ISED # Block edge conducted ~ NR Band_77_B Ant-2 SCS-30

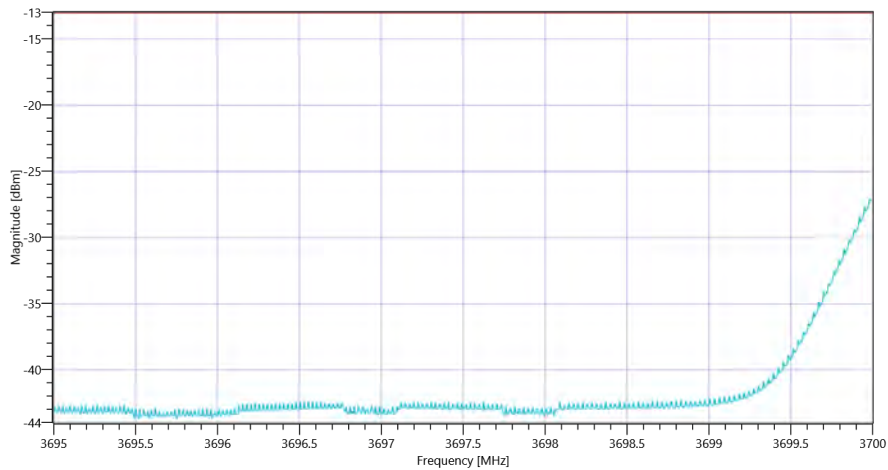
Test freq: low, UL[MHz]/CH 3745/0, CBW [MHz]: 90, RB_100PCT, Mod: 64QAM

READ SA SETTINGS:

RefLevel [dBm] RefLevelOffset [dB] InpAtt [dB]	8.07 0 25
Start [MHz] Stop [MHz]	3695.000 3700.000
RBW [MHz] VBW [MHz]	1.000000 3.000000
Detector TraceMode	RMS MAXH
Sweep: Time [ms] Count Points per Section Type	30000 1 1001 SWE

RESULT lower band

Test Description	Lower Limit	Upper Limit	Measured	Unit	Verdict
Band power 1MHz					
Frequency [MHz] 3700.5	---	-13	-34.55	dBm	PASS
Frequency [MHz] 3701.5	---	-13	-43.05	dBm	PASS
Frequency [MHz] 3702.5	---	-13	-43.22	dBm	PASS
Frequency [MHz] 3703.5	---	-13	-43.24	dBm	PASS
Frequency [MHz] 3704.5	---	-13	-43.49	dBm	PASS



FCC, ISED # Block edge conducted ~ NR Band_77_B Ant-2 SCS-30

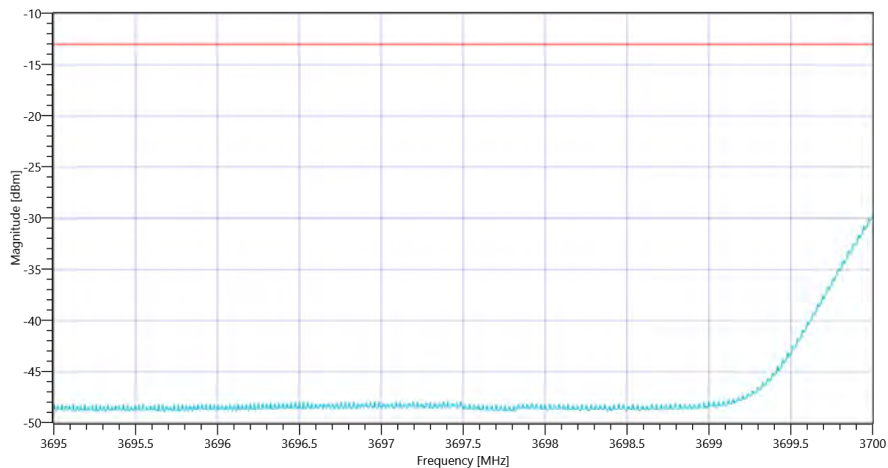
Test freq: low, UL[MHz]/CH 3745/0, CBW [MHz]: 90, RB_100PCT, Mod: 256QAM

READ SA SETTINGS:

RefLevel [dBm] RefLevelOffset [dB] InpAtt [dB]	4.42 0 20
Start [MHz] Stop [MHz]	3695.000 3700.000
RBW [MHz] VBW [MHz]	1.000000 3.000000
Detector TraceMode	RMS MAXH
Sweep: Time [ms] Count Points per Section Type	30000 1 1001 SWE

RESULT lower band

Test Description	Lower Limit	Upper Limit	Measured	Unit	Verdict
Band power 1MHz					
Frequency [MHz] 3700.5	---	-13	-37.73	dBm	PASS
Frequency [MHz] 3701.5	---	-13	-48.8	dBm	PASS
Frequency [MHz] 3702.5	---	-13	-48.71	dBm	PASS
Frequency [MHz] 3703.5	---	-13	-48.7	dBm	PASS
Frequency [MHz] 3704.5	---	-13	-48.88	dBm	PASS



FCC, ISED # Block edge conducted ~ NR Band_77_B Ant-2 SCS-30

General verdict

PASS

FCC, ISED # Block edge conducted ~ NR Band_77_B Ant-2 SCS-30

Test References	
TC Start	26.06.2022 13:20:24
Ambit Temp [°C] Humidity [rel%]	25.1 52
System Version	3.1.1.3
Test Specification	FCC, ISED -
Test Method	
TC Version	0.0.1
My Description	FCC/ISED MobileRadio Block edge conducted - NR Band_77_B
Add. Information	

Test Parameter	
Technology to test	NR
Band	Band_77_B
SCS [kHz]	30
Waveform	CPOFDM
Antenna Port used	2
Temperature	nom
Voltage	nom
Frequency low to test	True
Frequency mid to test	False
Frequency high to test	False
Auto Control enabled Power Supply Climatic Box	No No
Additional Path Loss [dB]	0
Switched Path	None

Test Equipment	
Signal analyzer,Rohde&Schwarz,FSV-40,1307.9002K40/101042,3.70	

Test at BW [MHz]: 100

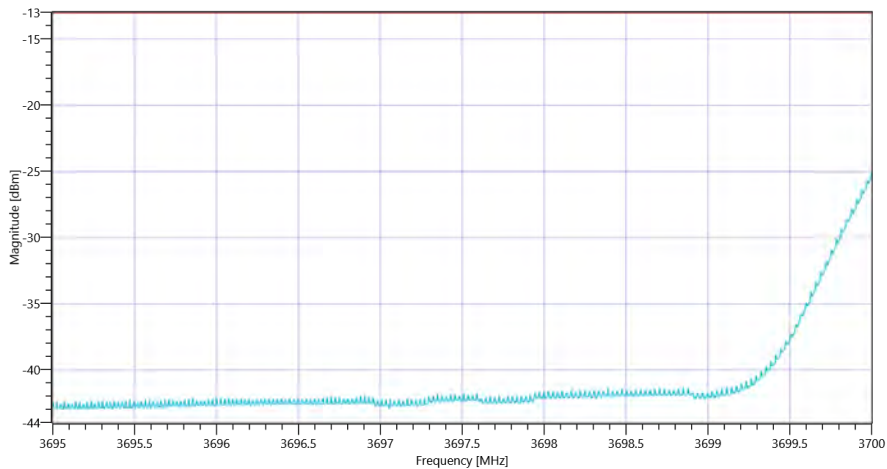
Test freq: low, UL[MHz]/CH 3750/0, CBW [MHz]: 100, RB_100PCT, Mod: QPSK

READ SA SETTINGS:

RefLevel [dBm] RefLevelOffset [dB] InpAtt [dB]	7.78 0 25
Start [MHz] Stop [MHz]	3695.000 3700.000
RBW [MHz] VBW [MHz]	1.000000 3.000000
Detector TraceMode	RMS MAXH
Sweep: Time [ms] Count Points per Section Type	30000 1 1001 SWE

RESULT lower band

Test Description	Lower Limit	Upper Limit	Measured	Unit	Verdict
Band power 1MHz					
Frequency [MHz] 3700.5	---	-13	-32.93	dBm	PASS
Frequency [MHz] 3701.5	---	-13	-42.14	dBm	PASS
Frequency [MHz] 3702.5	---	-13	-42.62	dBm	PASS
Frequency [MHz] 3703.5	---	-13	-42.73	dBm	PASS
Frequency [MHz] 3704.5	---	-13	-42.96	dBm	PASS



FCC, ISED # Block edge conducted ~ NR Band_77_B Ant-2 SCS-30

Test freq: low, UL[MHz]/CH 3750/0, CBW [MHz]: 100, RB_100PCT, Mod: 16QAM

READ SA SETTINGS:

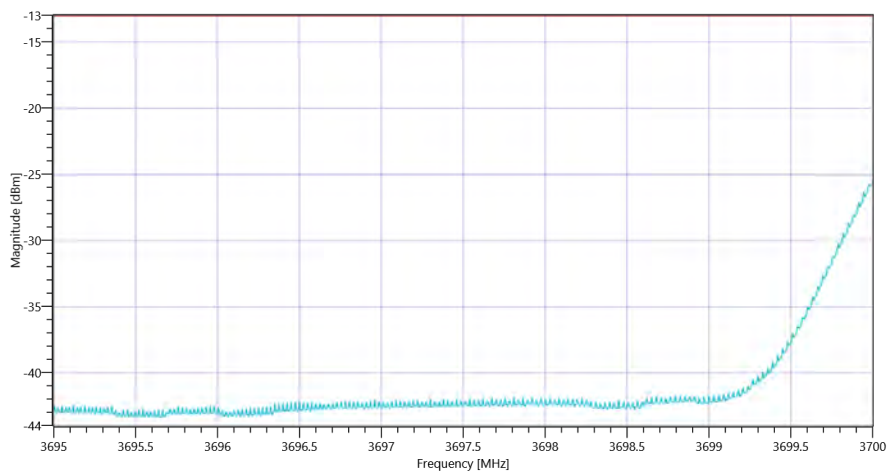
RefLevel [dBm] RefLevelOffset [dB] InpAtt [dB]	8.24 0 25
Start [MHz] Stop [MHz]	3695.000 3700.000
RBW [MHz] VBW [MHz]	1.000000 3.000000
Detector TraceMode	RMS MAXH
Sweep: Time [ms] Count Points per Section Type	30000 1 1001 SWE

RESULT lower band

Test Description	Lower Limit	Upper Limit	Measured	Unit	Verdict
Band power 1MHz					

RESULT lower band

Test Description	Lower Limit	Upper Limit	Measured	Unit	Verdict
Frequency [MHz] 3700.5	---	-13	-33.07	dBm	PASS
Frequency [MHz] 3701.5	---	-13	-42.57	dBm	PASS
Frequency [MHz] 3702.5	---	-13	-42.64	dBm	PASS
Frequency [MHz] 3703.5	---	-13	-43.02	dBm	PASS
Frequency [MHz] 3704.5	---	-13	-43.26	dBm	PASS



FCC, ISED # Block edge conducted ~ NR Band_77_B Ant-2 SCS-30

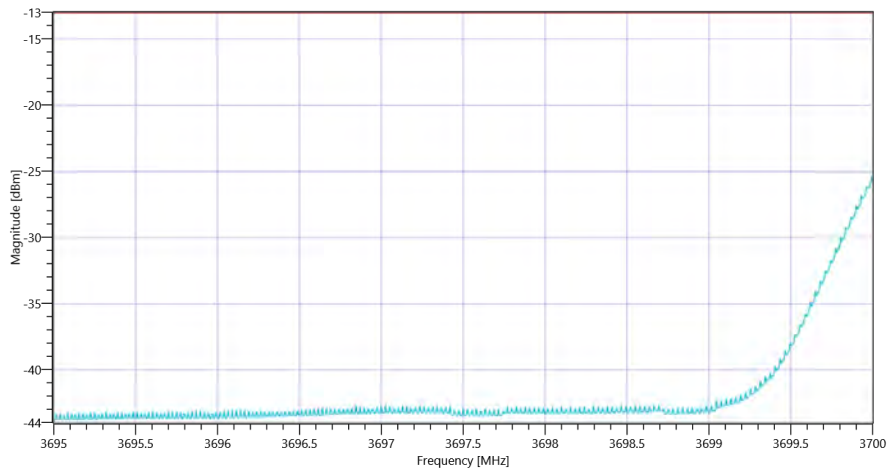
Test freq: low, UL[MHz]/CH 3750/0, CBW [MHz]: 100, RB_100PCT, Mod: 64QAM

READ SA SETTINGS:

RefLevel [dBm] RefLevelOffset [dB] InpAtt [dB]	7.34 0 25
Start [MHz] Stop [MHz]	3695.000 3700.000
RBW [MHz] VBW [MHz]	1.000000 3.000000
Detector TraceMode	RMS MAXH
Sweep: Time [ms] Count Points per Section Type	30000 1 1001 SWE

RESULT lower band

Test Description	Lower Limit	Upper Limit	Measured	Unit	Verdict
Band power 1MHz					
Frequency [MHz] 3700.5	---	-13	-33.26	dBm	PASS
Frequency [MHz] 3701.5	---	-13	-43.4	dBm	PASS
Frequency [MHz] 3702.5	---	-13	-43.46	dBm	PASS
Frequency [MHz] 3703.5	---	-13	-43.59	dBm	PASS
Frequency [MHz] 3704.5	---	-13	-43.82	dBm	PASS



FCC, ISED # Block edge conducted ~ NR Band_77_B Ant-2 SCS-30

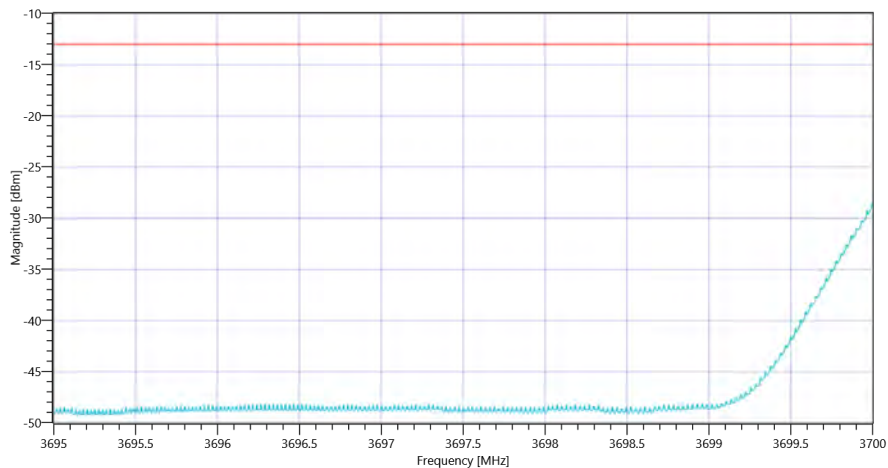
Test freq: low, UL[MHz]/CH 3750/0, CBW [MHz]: 100, RB_100PCT, Mod: 256QAM

READ SA SETTINGS:

RefLevel [dBm] RefLevelOffset [dB] InpAtt [dB]	4.39 0 20
Start [MHz] Stop [MHz]	3695.000 3700.000
RBW [MHz] VBW [MHz]	1.000000 3.000000
Detector TraceMode	RMS MAXH
Sweep: Time [ms] Count Points per Section Type	30000 1 1001 SWE

RESULT lower band

Test Description	Lower Limit	Upper Limit	Measured	Unit	Verdict
Band power 1MHz					
Frequency [MHz] 3700.5	---	-13	-36.71	dBm	PASS
Frequency [MHz] 3701.5	---	-13	-48.94	dBm	PASS
Frequency [MHz] 3702.5	---	-13	-48.99	dBm	PASS
Frequency [MHz] 3703.5	---	-13	-48.9	dBm	PASS
Frequency [MHz] 3704.5	---	-13	-49.12	dBm	PASS



FCC, ISED # Block edge conducted ~ NR Band_77_B Ant-2 SCS-30

General verdict

PASS

FCC, ISED # Block edge conducted ~ NR Band_77_B Ant-1 SCS-30

Test References	
TC Start	24.06.2022 14:13:48
Ambit Temp [°C] Humidity [rel%]	26.4 49
System Version	3.1.1.3
Test Specification	FCC, ISED -
Test Method	
TC Version	0.0.1
My Description	FCC/ISED MobileRadio Block edge conducted - NR Band_77_B
Add. Information	

Test Parameter	
Technology to test	NR
Band	Band_77_B
SCS [kHz]	30
Waveform	CPOFDM
Antenna Port used	1
Temperature	nom
Voltage	nom
Frequency low to test	False
Frequency mid to test	False
Frequency high to test	True
Auto Control enabled Power Supply Climatic Box	No No
Additional Path Loss [dB]	0
Switched Path	None

Test Equipment	
Signal analyzer,Rohde&Schwarz,FSV-40,1307.9002K40/101042,3.70	

Test at BW [MHz]: 30

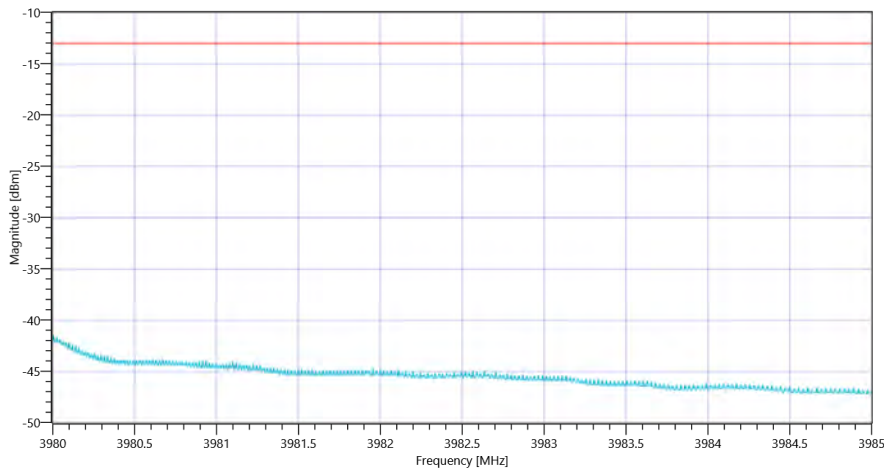
Test freq: high, UL[MHz]/CH 3965/0, CBW [MHz]: 30, RB_100PCT, Mod: QPSK

READ SA SETTINGS:

RefLevel [dBm] RefLevelOffset [dB] InpAtt [dB]	13.83 0 30
Start [MHz] Stop [MHz]	3980.000 3985.000
RBW [MHz] VBW [MHz]	0.300000 1.000000
Detector TraceMode	RMS MAXH
Sweep: Time [ms] Count Points per Section Type	30000 1 1001 SWE

RESULT upper band

Test Description	Lower Limit	Upper Limit	Measured	Unit	Verdict
Band power 1MHz					
Frequency [MHz] 3980.5	---	-13	-38.8	dBm	PASS
Frequency [MHz] 3981.5	---	-13	-40.03	dBm	PASS
Frequency [MHz] 3982.5	---	-13	-40.52	dBm	PASS
Frequency [MHz] 3983.5	---	-13	-41.29	dBm	PASS
Frequency [MHz] 3984.5	---	-13	-41.83	dBm	PASS



FCC, ISED # Block edge conducted ~ NR Band_77_B Ant-1 SCS-30

Test freq: high, UL[MHz]/CH 3965/0, CBW [MHz]: 30, RB_100PCT, Mod: 16QAM

READ SA SETTINGS:

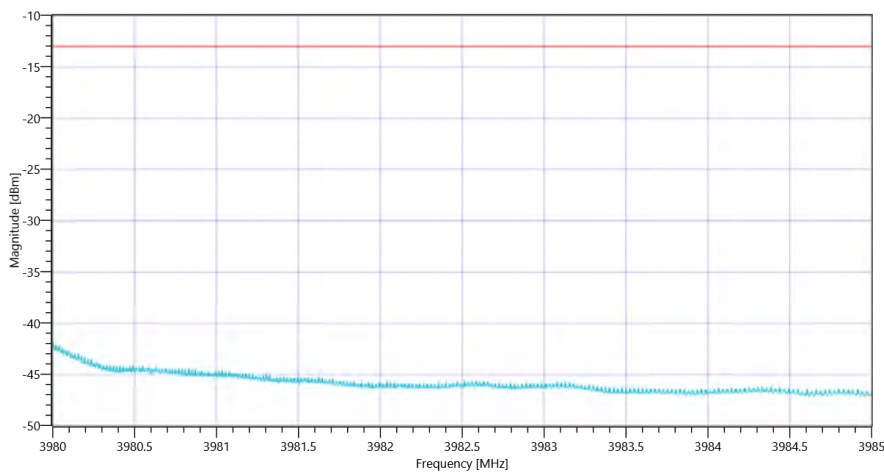
RefLevel [dBm] RefLevelOffset [dB] InpAtt [dB]	13.51 0 30
Start [MHz] Stop [MHz]	3980.000 3985.000
RBW [MHz] VBW [MHz]	0.300000 1.000000
Detector TraceMode	RMS MAXH
Sweep: Time [ms] Count Points per Section Type	30000 1 1001 SWE

RESULT upper band

Test Description	Lower Limit	Upper Limit	Measured	Unit	Verdict
Band power 1MHz					

RESULT upper band

Test Description	Lower Limit	Upper Limit	Measured	Unit	Verdict
Frequency [MHz] 3980.5	---	-13	-39.29	dBm	PASS
Frequency [MHz] 3981.5	---	-13	-40.65	dBm	PASS
Frequency [MHz] 3982.5	---	-13	-41.18	dBm	PASS
Frequency [MHz] 3983.5	---	-13	-41.59	dBm	PASS
Frequency [MHz] 3984.5	---	-13	-41.77	dBm	PASS



FCC, ISED # Block edge conducted ~ NR Band_77_B Ant-1 SCS-30

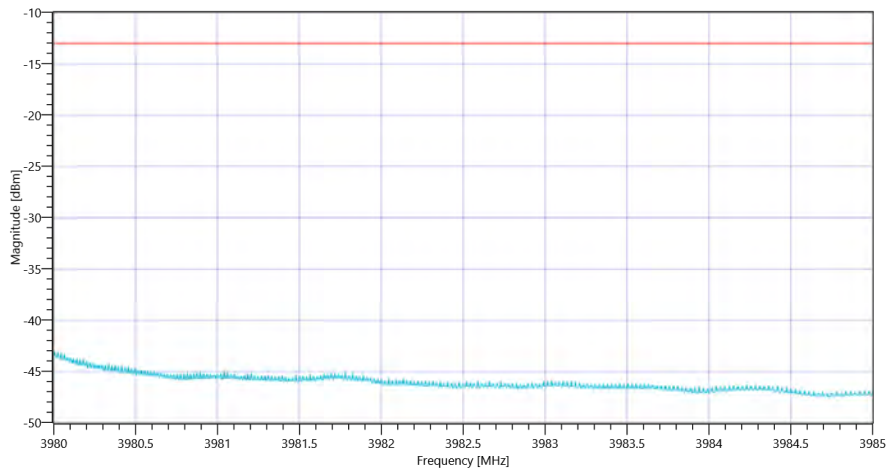
Test freq: high, UL[MHz]/CH 3965/0, CBW [MHz]: 30, RB_100PCT, Mod: 64QAM

READ SA SETTINGS:

RefLevel [dBm] RefLevelOffset [dB] InpAtt [dB]	13.69 0 30
Start [MHz] Stop [MHz]	3980.000 3985.000
RBW [MHz] VBW [MHz]	0.300000 1.000000
Detector TraceMode	RMS MAXH
Sweep: Time [ms] Count Points per Section Type	30000 1 1001 SWE

RESULT upper band

Test Description	Lower Limit	Upper Limit	Measured	Unit	Verdict
Band power 1MHz					
Frequency [MHz] 3980.5	---	-13	-39.91	dBm	PASS
Frequency [MHz] 3981.5	---	-13	-40.73	dBm	PASS
Frequency [MHz] 3982.5	---	-13	-41.38	dBm	PASS
Frequency [MHz] 3983.5	---	-13	-41.61	dBm	PASS
Frequency [MHz] 3984.5	---	-13	-42.02	dBm	PASS



FCC, ISED # Block edge conducted ~ NR Band_77_B Ant-1 SCS-30

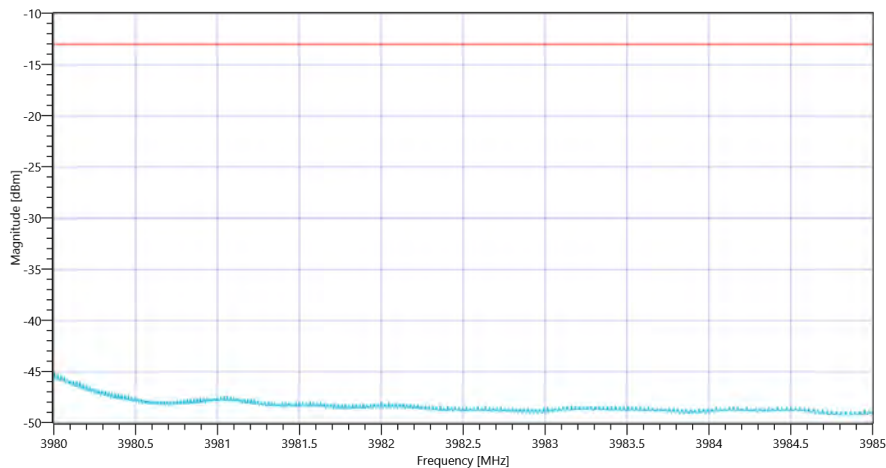
Test freq: high, UL[MHz]/CH 3965/0, CBW [MHz]: 30, RB_100PCT, Mod: 256QAM

READ SA SETTINGS:

RefLevel [dBm] RefLevelOffset [dB] InpAtt [dB]	10.57 0 30
Start [MHz] Stop [MHz]	3980.000 3985.000
RBW [MHz] VBW [MHz]	0.300000 1.000000
Detector TraceMode	RMS MAXH
Sweep: Time [ms] Count Points per Section Type	30000 1 1001 SWE

RESULT upper band

Test Description	Lower Limit	Upper Limit	Measured	Unit	Verdict
Band power 1MHz					
Frequency [MHz] 3980.5	---	-13	-42.35	dBm	PASS
Frequency [MHz] 3981.5	---	-13	-43.24	dBm	PASS
Frequency [MHz] 3982.5	---	-13	-43.69	dBm	PASS
Frequency [MHz] 3983.5	---	-13	-43.77	dBm	PASS
Frequency [MHz] 3984.5	---	-13	-43.91	dBm	PASS



FCC, ISED # Block edge conducted ~ NR Band_77_B Ant-1 SCS-30

General verdict

PASS

FCC, ISED # Block edge conducted ~ NR Band_77_B Ant-1 SCS-30

Test References	
TC Start	24.06.2022 13:43:49
Ambit Temp [°C] Humidity [rel%]	26.3 50
System Version	3.1.1.3
Test Specification	FCC, ISED -
Test Method	
TC Version	0.0.1
My Description	FCC/ISED MobileRadio Block edge conducted - NR Band_77_B
Add. Information	

Test Parameter	
Technology to test	NR
Band	Band_77_B
SCS [kHz]	30
Waveform	CPOFDM
Antenna Port used	1
Temperature	nom
Voltage	nom
Frequency low to test	False
Frequency mid to test	False
Frequency high to test	True
Auto Control enabled Power Supply Climatic Box	No No
Additional Path Loss [dB]	0
Switched Path	None

Test Equipment	
Signal analyzer,Rohde&Schwarz,FSV-40,1307.9002K40/101042,3.70	

Test at BW [MHz]: 20

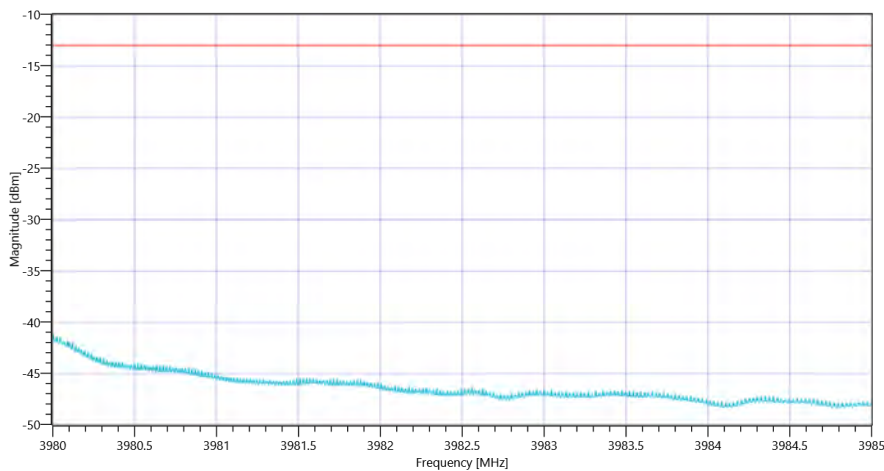
Test freq: high, UL[MHz]/CH 3970/0, CBW [MHz]: 20, RB_100PCT, Mod: QPSK

READ SA SETTINGS:

RefLevel [dBm] RefLevelOffset [dB] InpAtt [dB]	14.38 0 30
Start [MHz] Stop [MHz]	3980.000 3985.000
RBW [MHz] VBW [MHz]	0.200000 1.000000
Detector TraceMode	RMS MAXH
Sweep: Time [ms] Count Points per Section Type	30000 1 1001 SWE

RESULT upper band

Test Description	Lower Limit	Upper Limit	Measured	Unit	Verdict
Band power 1MHz					
Frequency [MHz] 3980.5	---	-13	-37.21	dBm	PASS
Frequency [MHz] 3981.5	---	-13	-39.17	dBm	PASS
Frequency [MHz] 3982.5	---	-13	-40.2	dBm	PASS
Frequency [MHz] 3983.5	---	-13	-40.49	dBm	PASS
Frequency [MHz] 3984.5	---	-13	-41.17	dBm	PASS



FCC, ISED # Block edge conducted ~ NR Band_77_B Ant-1 SCS-30

Test freq: high, UL[MHz]/CH 3970/0, CBW [MHz]: 20, RB_100PCT, Mod: 16QAM

READ SA SETTINGS:

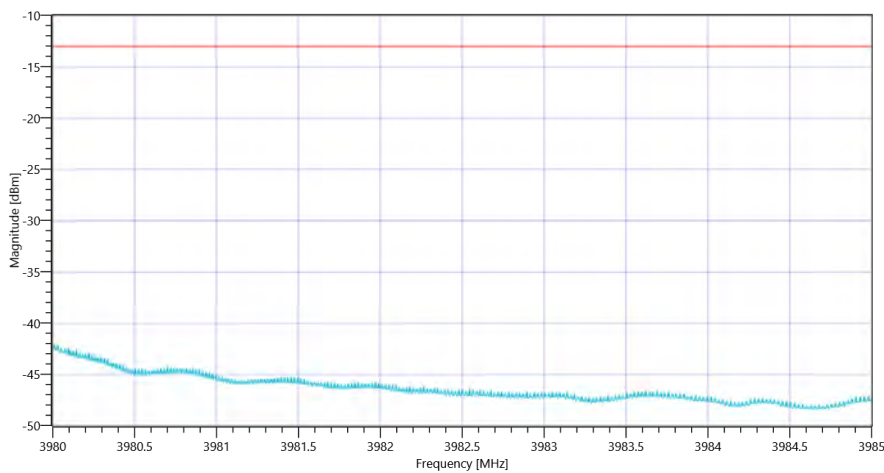
RefLevel [dBm] RefLevelOffset [dB] InpAtt [dB]	14.98 0 30
Start [MHz] Stop [MHz]	3980.000 3985.000
RBW [MHz] VBW [MHz]	0.200000 1.000000
Detector TraceMode	RMS MAXH
Sweep: Time [ms] Count Points per Section Type	30000 1 1001 SWE

RESULT upper band

Test Description	Lower Limit	Upper Limit	Measured	Unit	Verdict
Band power 1MHz					

RESULT upper band

Test Description	Lower Limit	Upper Limit	Measured	Unit	Verdict
Frequency [MHz] 3980.5	---	-13	-37.41	dBm	PASS
Frequency [MHz] 3981.5	---	-13	-39.16	dBm	PASS
Frequency [MHz] 3982.5	---	-13	-40.09	dBm	PASS
Frequency [MHz] 3983.5	---	-13	-40.51	dBm	PASS
Frequency [MHz] 3984.5	---	-13	-41.15	dBm	PASS



FCC, ISED # Block edge conducted ~ NR Band_77_B Ant-1 SCS-30

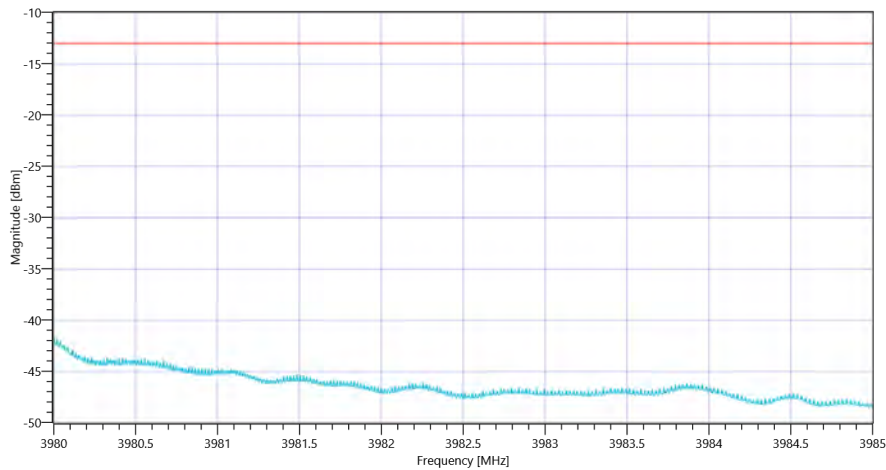
Test freq: high, UL[MHz]/CH 3970/0, CBW [MHz]: 20, RB_100PCT, Mod: 64QAM

READ SA SETTINGS:

RefLevel [dBm] RefLevelOffset [dB] InpAtt [dB]	14.95 0 30
Start [MHz] Stop [MHz]	3980.000 3985.000
RBW [MHz] VBW [MHz]	0.200000 1.000000
Detector TraceMode	RMS MAXH
Sweep: Time [ms] Count Points per Section Type	30000 1 1001 SWE

RESULT upper band

Test Description	Lower Limit	Upper Limit	Measured	Unit	Verdict
Band power 1MHz					
Frequency [MHz] 3980.5	---	-13	-37.42	dBm	PASS
Frequency [MHz] 3981.5	---	-13	-39.19	dBm	PASS
Frequency [MHz] 3982.5	---	-13	-40.29	dBm	PASS
Frequency [MHz] 3983.5	---	-13	-40.27	dBm	PASS
Frequency [MHz] 3984.5	---	-13	-41.09	dBm	PASS



FCC, ISED # Block edge conducted ~ NR Band_77_B Ant-1 SCS-30

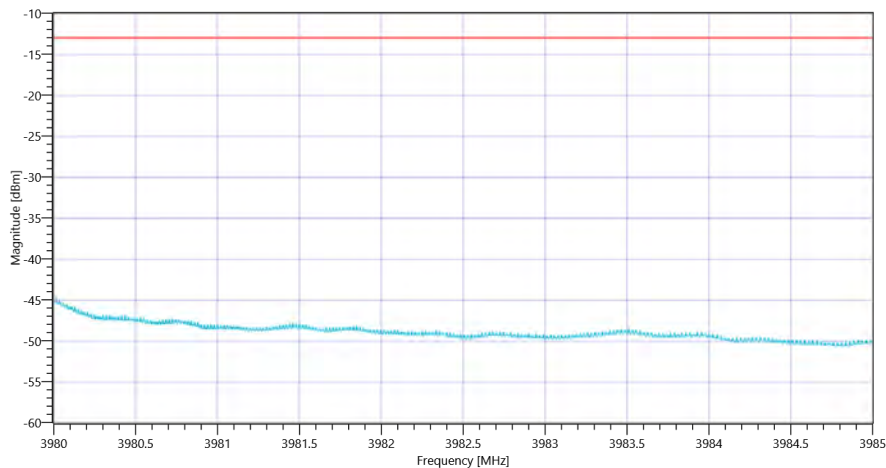
Test freq: high, UL[MHz]/CH 3970/0, CBW [MHz]: 20, RB_100PCT, Mod: 256QAM

READ SA SETTINGS:

RefLevel [dBm] RefLevelOffset [dB] InpAtt [dB]	11.22 0 30
Start [MHz] Stop [MHz]	3980.000 3985.000
RBW [MHz] VBW [MHz]	0.200000 1.000000
Detector TraceMode	RMS MAXH
Sweep: Time [ms] Count Points per Section Type	30000 1 1001 SWE

RESULT upper band

Test Description	Lower Limit	Upper Limit	Measured	Unit	Verdict
Band power 1MHz					
Frequency [MHz] 3980.5	---	-13	-40.5	dBm	PASS
Frequency [MHz] 3981.5	---	-13	-41.81	dBm	PASS
Frequency [MHz] 3982.5	---	-13	-42.56	dBm	PASS
Frequency [MHz] 3983.5	---	-13	-42.56	dBm	PASS
Frequency [MHz] 3984.5	---	-13	-43.37	dBm	PASS



FCC, ISED # Block edge conducted ~ NR Band_77_B Ant-1 SCS-30

General verdict

PASS

FCC, ISED # Block edge conducted ~ NR Band_77_B Ant-1 SCS-30

Test References	
TC Start	24.06.2022 12:52:32
Ambit Temp [°C] Humidity [rel%]	26.1 51
System Version	3.1.1.3
Test Specification	FCC, ISED -
Test Method	
TC Version	0.0.1
My Description	FCC/ISED MobileRadio Block edge conducted - NR Band_77_B
Add. Information	

Test Parameter	
Technology to test	NR
Band	Band_77_B
SCS [kHz]	30
Waveform	CPOFDM
Antenna Port used	1
Temperature	nom
Voltage	nom
Frequency low to test	False
Frequency mid to test	False
Frequency high to test	True
Auto Control enabled Power Supply Climatic Box	No No
Additional Path Loss [dB]	0
Switched Path	None

Test Equipment	
Signal analyzer,Rohde&Schwarz,FSV-40,1307.9002K40/101042,3.70	

Test at BW [MHz]: 10

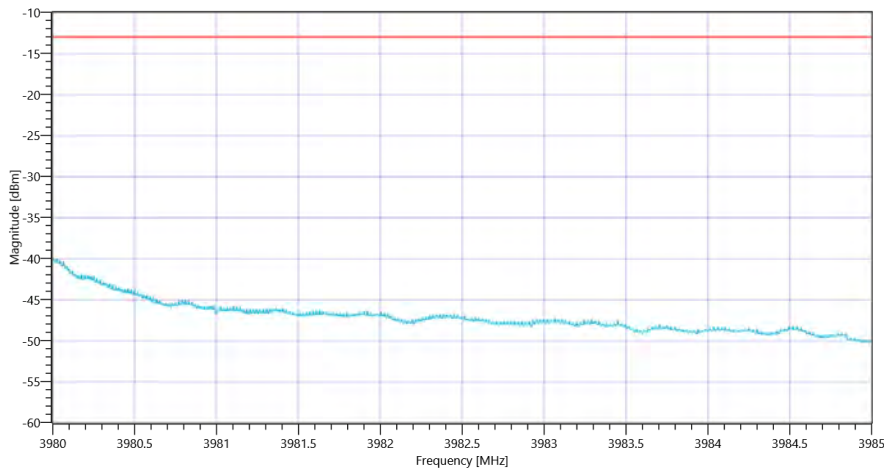
Test freq: high, UL[MHz]/CH 3975/0, CBW [MHz]: 10, RB_100PCT, Mod: QPSK

READ SA SETTINGS:

RefLevel [dBm] RefLevelOffset [dB] InpAtt [dB]	16.85 0 35
Start [MHz] Stop [MHz]	3980.000 3985.000
RBW [MHz] VBW [MHz]	0.100000 0.500000
Detector TraceMode	RMS MAXH
Sweep: Time [ms] Count Points per Section Type	30000 1 1001 SWE

RESULT upper band

Test Description	Lower Limit	Upper Limit	Measured	Unit	Verdict
Band power 1MHz					
Frequency [MHz] 3980.5	---	-13	-33.91	dBm	PASS
Frequency [MHz] 3981.5	---	-13	-36.87	dBm	PASS
Frequency [MHz] 3982.5	---	-13	-37.77	dBm	PASS
Frequency [MHz] 3983.5	---	-13	-38.55	dBm	PASS
Frequency [MHz] 3984.5	---	-13	-39.37	dBm	PASS



FCC, ISED # Block edge conducted ~ NR Band_77_B Ant-1 SCS-30

Test freq: high, UL[MHz]/CH 3975/0, CBW [MHz]: 10, RB_100PCT, Mod: 16QAM

READ SA SETTINGS:

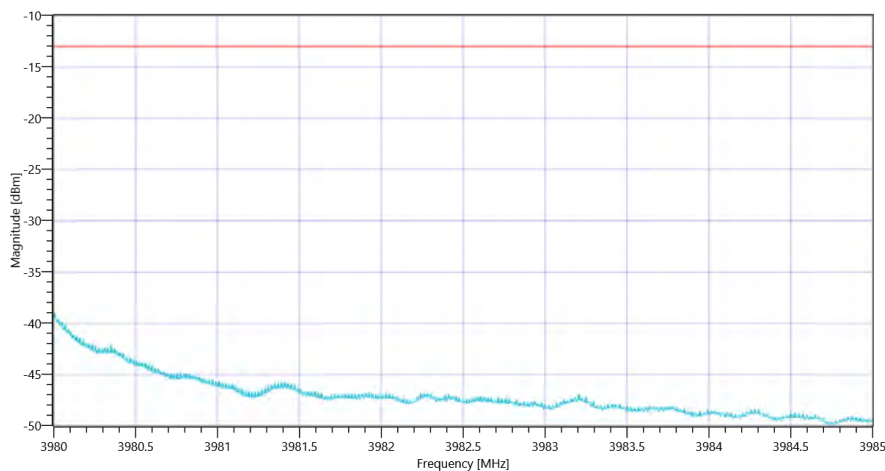
RefLevel [dBm] RefLevelOffset [dB] InpAtt [dB]	17.76 0 35
Start [MHz] Stop [MHz]	3980.000 3985.000
RBW [MHz] VBW [MHz]	0.100000 0.500000
Detector TraceMode	RMS MAXH
Sweep: Time [ms] Count Points per Section Type	30000 1 1001 SWE

RESULT upper band

Test Description	Lower Limit	Upper Limit	Measured	Unit	Verdict
Band power 1MHz					

RESULT upper band

Test Description	Lower Limit	Upper Limit	Measured	Unit	Verdict
Frequency [MHz] 3980.5	---	-13	-33.51	dBm	PASS
Frequency [MHz] 3981.5	---	-13	-37.05	dBm	PASS
Frequency [MHz] 3982.5	---	-13	-37.8	dBm	PASS
Frequency [MHz] 3983.5	---	-13	-38.49	dBm	PASS
Frequency [MHz] 3984.5	---	-13	-39.44	dBm	PASS



FCC, ISED # Block edge conducted ~ NR Band_77_B Ant-1 SCS-30

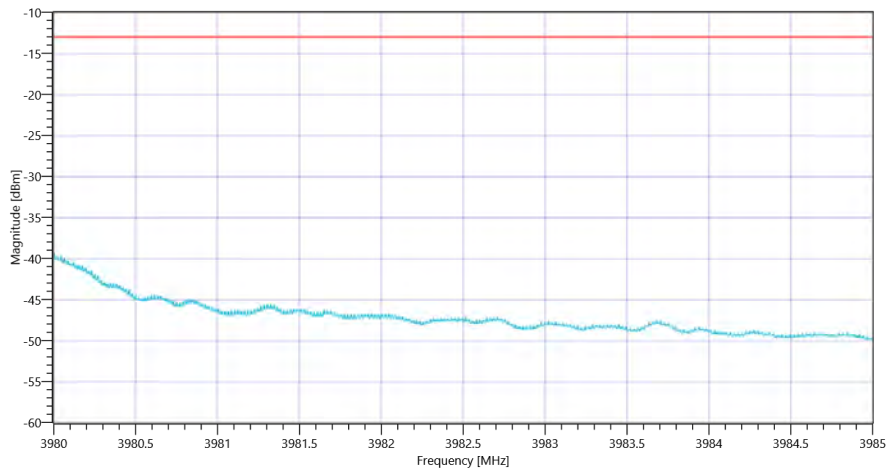
Test freq: high, UL[MHz]/CH 3975/0, CBW [MHz]: 10, RB_100PCT, Mod: 64QAM

READ SA SETTINGS:

RefLevel [dBm] RefLevelOffset [dB] InpAtt [dB]	17.65 0 35
Start [MHz] Stop [MHz]	3980.000 3985.000
RBW [MHz] VBW [MHz]	0.100000 0.500000
Detector TraceMode	RMS MAXH
Sweep: Time [ms] Count Points per Section Type	30000 1 1001 SWE

RESULT upper band

Test Description	Lower Limit	Upper Limit	Measured	Unit	Verdict
Band power 1MHz					
Frequency [MHz] 3980.5	---	-13	-33.58	dBm	PASS
Frequency [MHz] 3981.5	---	-13	-36.92	dBm	PASS
Frequency [MHz] 3982.5	---	-13	-37.95	dBm	PASS
Frequency [MHz] 3983.5	---	-13	-38.64	dBm	PASS
Frequency [MHz] 3984.5	---	-13	-39.57	dBm	PASS



FCC, ISED # Block edge conducted ~ NR Band_77_B Ant-1 SCS-30

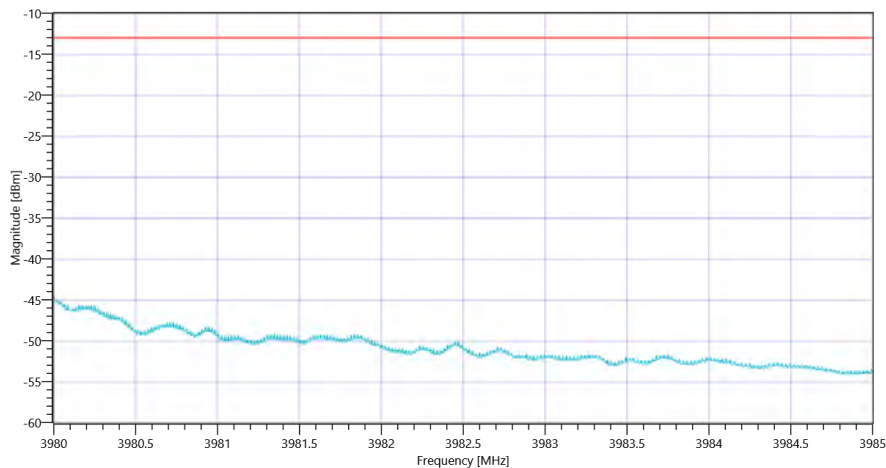
Test freq: high, UL[MHz]/CH 3975/0, CBW [MHz]: 10, RB_100PCT, Mod: 256QAM

READ SA SETTINGS:

RefLevel [dBm] RefLevelOffset [dB] InpAtt [dB]	14.76 0 30
Start [MHz] Stop [MHz]	3980.000 3985.000
RBW [MHz] VBW [MHz]	0.100000 0.500000
Detector TraceMode	RMS MAXH
Sweep: Time [ms] Count Points per Section Type	30000 1 1001 SWE

RESULT upper band

Test Description	Lower Limit	Upper Limit	Measured	Unit	Verdict
Band power 1MHz					
Frequency [MHz] 3980.5	---	-13	-37.73	dBm	PASS
Frequency [MHz] 3981.5	---	-13	-40.12	dBm	PASS
Frequency [MHz] 3982.5	---	-13	-41.63	dBm	PASS
Frequency [MHz] 3983.5	---	-13	-42.61	dBm	PASS
Frequency [MHz] 3984.5	---	-13	-43.48	dBm	PASS



FCC, ISED # Block edge conducted ~ NR Band_77_B Ant-1 SCS-30

General verdict

PASS

FCC, ISED # Block edge conducted ~ NR Band_77_B Ant-1 SCS-30

Test References	
TC Start	24.06.2022 07:53:27
Ambit Temp [°C] Humidity [rel%]	24.7 56
System Version	3.1.1.3
Test Specification	FCC, ISED -
Test Method	
TC Version	0.0.1
My Description	FCC/ISED MobileRadio Block edge conducted - NR Band_77_B
Add. Information	

Test Parameter	
Technology to test	NR
Band	Band_77_B
SCS [kHz]	30
Waveform	DFTOFDM
Antenna Port used	1
Temperature	nom
Voltage	nom
Frequency low to test	False
Frequency mid to test	False
Frequency high to test	True
Auto Control enabled Power Supply Climatic Box	No No
Additional Path Loss [dB]	0
Switched Path	None

Test Equipment	
Signal analyzer,Rohde&Schwarz,FSV-40,1307.9002K40/101042,3.70	

Test at BW [MHz]: 100

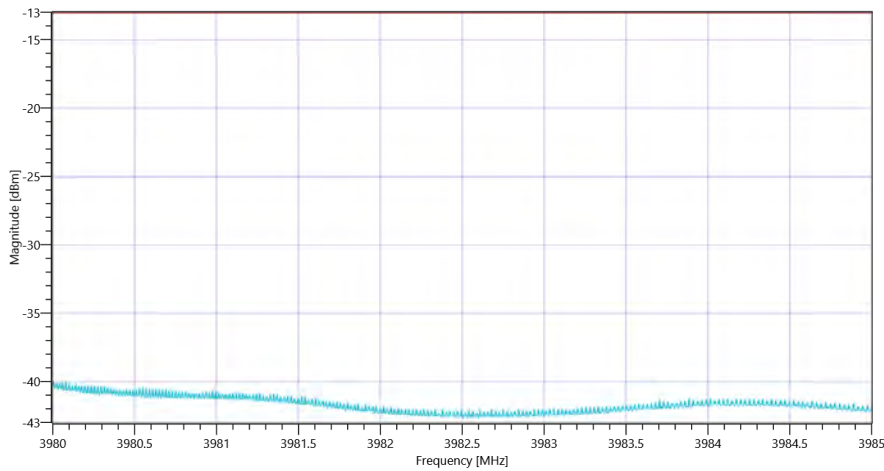
Test freq: high, UL[MHz]/CH 3930/0, CBW [MHz]: 100, RB_100PCT, Mod: BPSK

READ SA SETTINGS:

RefLevel [dBm] RefLevelOffset [dB] InpAtt [dB]	13.52 0 30
Start [MHz] Stop [MHz]	3980.000 3985.000
RBW [MHz] VBW [MHz]	1.000000 3.000000
Detector TraceMode	RMS MAXH
Sweep: Time [ms] Count Points per Section Type	30000 1 1001 SWE

RESULT upper band

Test Description	Lower Limit	Upper Limit	Measured	Unit	Verdict
Band power 1MHz					
Frequency [MHz] 3980.5	---	-13	-41.07	dBm	PASS
Frequency [MHz] 3981.5	---	-13	-41.76	dBm	PASS
Frequency [MHz] 3982.5	---	-13	-42.64	dBm	PASS
Frequency [MHz] 3983.5	---	-13	-42.25	dBm	PASS
Frequency [MHz] 3984.5	---	-13	-42	dBm	PASS



FCC, ISED # Block edge conducted ~ NR Band_77_B Ant-1 SCS-30

General verdict

PASS

FCC, ISED # Block edge conducted ~ NR Band_77_B Ant-1 SCS-30

Test References	
TC Start	24.06.2022 07:42:35
Ambit Temp [°C] Humidity [rel%]	24.7 56
System Version	3.1.1.3
Test Specification	FCC, ISED -
Test Method	
TC Version	0.0.1
My Description	FCC/ISED MobileRadio Block edge conducted - NR Band_77_B
Add. Information	

Test Parameter	
Technology to test	NR
Band	Band_77_B
SCS [kHz]	30
Waveform	DFTOFDM
Antenna Port used	1
Temperature	nom
Voltage	nom
Frequency low to test	True
Frequency mid to test	False
Frequency high to test	False
Auto Control enabled Power Supply Climatic Box	No No
Additional Path Loss [dB]	0
Switched Path	None

Test Equipment	
Signal analyzer,Rohde&Schwarz,FSV-40,1307.9002K40/101042,3.70	

Test at BW [MHz]: 100

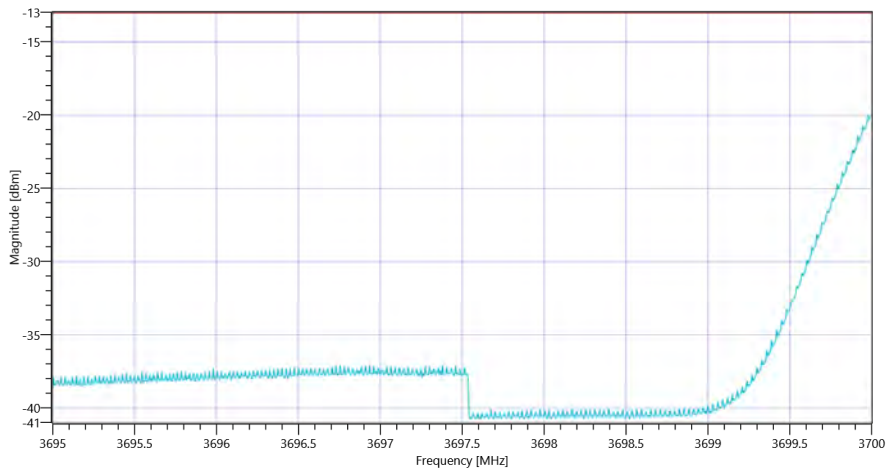
Test freq: low, UL[MHz]/CH 3750/0, CBW [MHz]: 100, RB_100PCT, Mod: BPSK

READ SA SETTINGS:

RefLevel [dBm] RefLevelOffset [dB] InpAtt [dB]	13.11 0 30
Start [MHz] Stop [MHz]	3695.000 3700.000
RBW [MHz] VBW [MHz]	1.000000 3.000000
Detector TraceMode	RMS MAXH
Sweep: Time [ms] Count Points per Section Type	30000 1 1001 SWE

RESULT lower band

Test Description	Lower Limit	Upper Limit	Measured	Unit	Verdict
Band power 1MHz					
Frequency [MHz] 3700.5	---	-13	-27.7	dBm	PASS
Frequency [MHz] 3701.5	---	-13	-40.7	dBm	PASS
Frequency [MHz] 3702.5	---	-13	-38.97	dBm	PASS
Frequency [MHz] 3703.5	---	-13	-37.93	dBm	PASS
Frequency [MHz] 3704.5	---	-13	-38.34	dBm	PASS



FCC, ISED # Block edge conducted ~ NR Band_77_B Ant-1 SCS-30

General verdict

PASS

FCC, ISED # Block edge conducted ~ NR Band_77_B Ant-1 SCS-30

Test References	
TC Start	24.06.2022 07:03:56
Ambit Temp [°C] Humidity [rel%]	24.9 56
System Version	3.1.1.3
Test Specification	FCC, ISED -
Test Method	
TC Version	0.0.1
My Description	FCC/ISED MobileRadio Block edge conducted - NR Band_77_B
Add. Information	

Test Parameter	
Technology to test	NR
Band	Band_77_B
SCS [kHz]	30
Waveform	CPOFDM
Antenna Port used	1
Temperature	nom
Voltage	nom
Frequency low to test	False
Frequency mid to test	False
Frequency high to test	True
Auto Control enabled Power Supply Climatic Box	No No
Additional Path Loss [dB]	0
Switched Path	None

Test Equipment	
Signal analyzer,Rohde&Schwarz,FSV-40,1307.9002K40/101042,3.70	

Test at BW [MHz]: 100

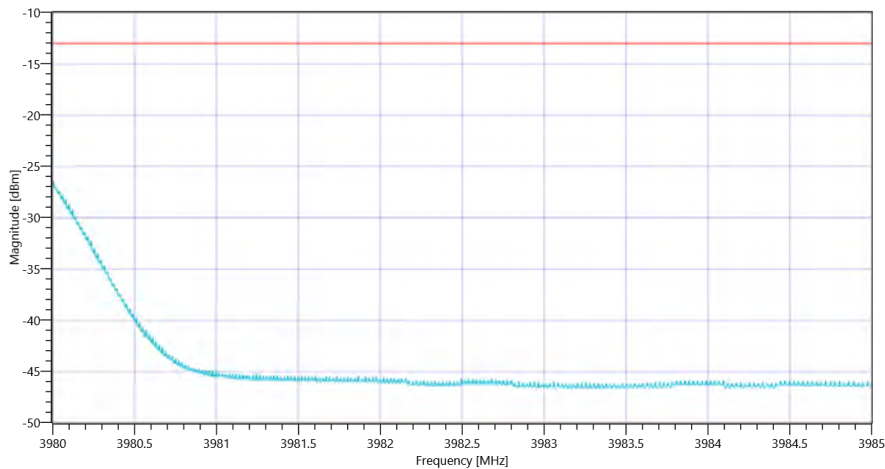
Test freq: high, UL[MHz]/CH 3930/0, CBW [MHz]: 100, RB_100PCT, Mod: QPSK

READ SA SETTINGS:

RefLevel [dBm] RefLevelOffset [dB] InpAtt [dB]	8.94 0 25
Start [MHz] Stop [MHz]	3980.000 3985.000
RBW [MHz] VBW [MHz]	1.000000 3.000000
Detector TraceMode	RMS MAXH
Sweep: Time [ms] Count Points per Section Type	30000 1 1001 SWE

RESULT upper band

Test Description	Lower Limit	Upper Limit	Measured	Unit	Verdict
Band power 1MHz					
Frequency [MHz] 3980.5	---	-13	-34.64	dBm	PASS
Frequency [MHz] 3981.5	---	-13	-46.02	dBm	PASS
Frequency [MHz] 3982.5	---	-13	-46.45	dBm	PASS
Frequency [MHz] 3983.5	---	-13	-46.66	dBm	PASS
Frequency [MHz] 3984.5	---	-13	-46.6	dBm	PASS



FCC, ISED # Block edge conducted ~ NR Band_77_B Ant-1 SCS-30

Test freq: high, UL[MHz]/CH 3930/0, CBW [MHz]: 100, RB_100PCT, Mod: 16QAM

READ SA SETTINGS:

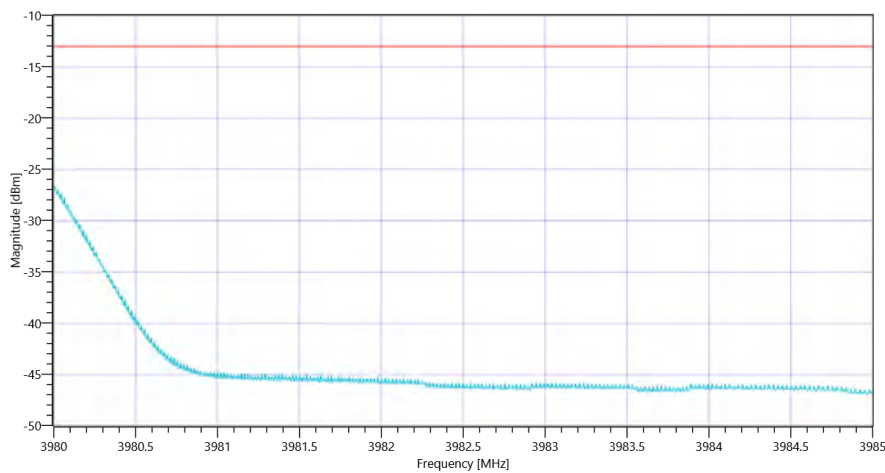
RefLevel [dBm] RefLevelOffset [dB] InpAtt [dB]	8.29 0 25
Start [MHz] Stop [MHz]	3980.000 3985.000
RBW [MHz] VBW [MHz]	1.000000 3.000000
Detector TraceMode	RMS MAXH
Sweep: Time [ms] Count Points per Section Type	30000 1 1001 SWE

RESULT upper band

Test Description	Lower Limit	Upper Limit	Measured	Unit	Verdict
Band power 1MHz					

RESULT upper band

Test Description	Lower Limit	Upper Limit	Measured	Unit	Verdict
Frequency [MHz] 3980.5	---	-13	-34.63	dBm	PASS
Frequency [MHz] 3981.5	---	-13	-45.72	dBm	PASS
Frequency [MHz] 3982.5	---	-13	-46.36	dBm	PASS
Frequency [MHz] 3983.5	---	-13	-46.59	dBm	PASS
Frequency [MHz] 3984.5	---	-13	-46.69	dBm	PASS



FCC, ISED # Block edge conducted ~ NR Band_77_B Ant-1 SCS-30

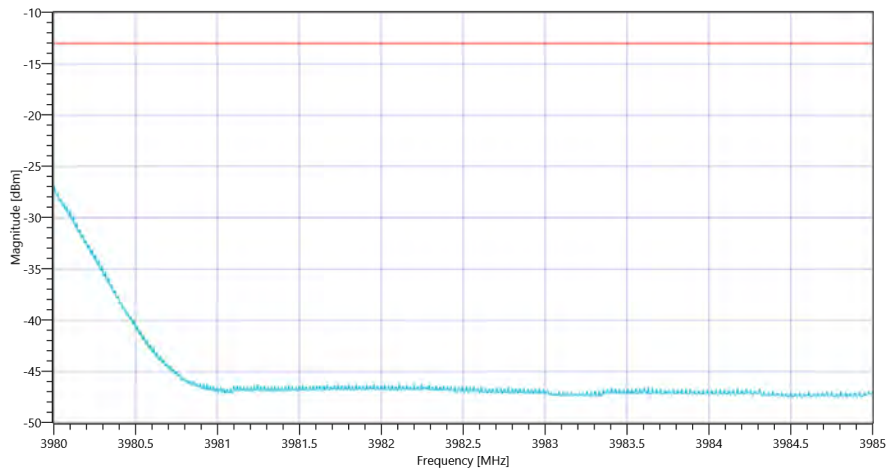
Test freq: high, UL[MHz]/CH 3930/0, CBW [MHz]: 100, RB_100PCT, Mod: 64QAM

READ SA SETTINGS:

RefLevel [dBm] RefLevelOffset [dB] InpAtt [dB]	7.72 0 25
Start [MHz] Stop [MHz]	3980.000 3985.000
RBW [MHz] VBW [MHz]	1.000000 3.000000
Detector TraceMode	RMS MAXH
Sweep: Time [ms] Count Points per Section Type	30000 1 1001 SWE

RESULT upper band

Test Description	Lower Limit	Upper Limit	Measured	Unit	Verdict
Band power 1MHz					
Frequency [MHz] 3980.5	---	-13	-35.3	dBm	PASS
Frequency [MHz] 3981.5	---	-13	-46.98	dBm	PASS
Frequency [MHz] 3982.5	---	-13	-47.07	dBm	PASS
Frequency [MHz] 3983.5	---	-13	-47.36	dBm	PASS
Frequency [MHz] 3984.5	---	-13	-47.48	dBm	PASS



FCC, ISED # Block edge conducted ~ NR Band_77_B Ant-1 SCS-30

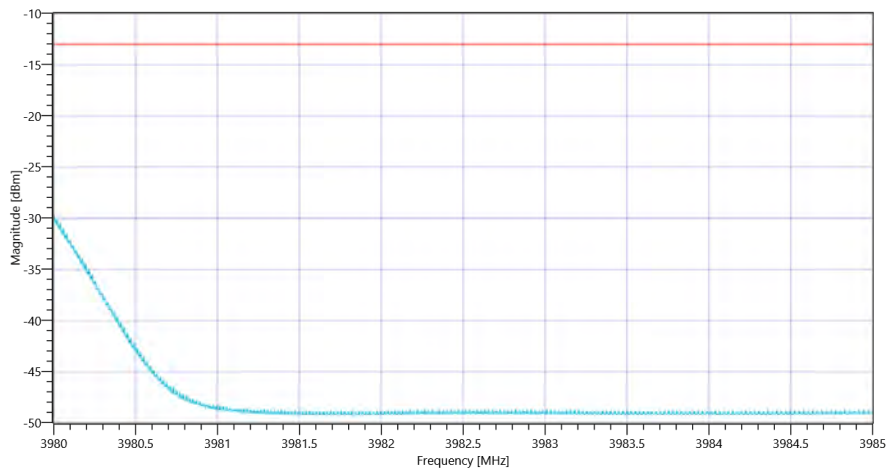
Test freq: high, UL[MHz]/CH 3930/0, CBW [MHz]: 100, RB_100PCT, Mod: 256QAM

READ SA SETTINGS:

RefLevel [dBm] RefLevelOffset [dB] InpAtt [dB]	5.63 0 25
Start [MHz] Stop [MHz]	3980.000 3985.000
RBW [MHz] VBW [MHz]	1.000000 3.000000
Detector TraceMode	RMS MAXH
Sweep: Time [ms] Count Points per Section Type	30000 1 1001 SWE

RESULT upper band

Test Description	Lower Limit	Upper Limit	Measured	Unit	Verdict
Band power 1MHz					
Frequency [MHz] 3980.5	---	-13	-37.86	dBm	PASS
Frequency [MHz] 3981.5	---	-13	-49.27	dBm	PASS
Frequency [MHz] 3982.5	---	-13	-49.28	dBm	PASS
Frequency [MHz] 3983.5	---	-13	-49.32	dBm	PASS
Frequency [MHz] 3984.5	---	-13	-49.32	dBm	PASS



FCC, ISED # Block edge conducted ~ NR Band_77_B Ant-1 SCS-30

General verdict

PASS

FCC, ISED # Block edge conducted ~ NR Band_77_B Ant-1 SCS-30

Test References	
TC Start	23.06.2022 17:18:43
Ambit Temp [°C] Humidity [rel%]	28.2 48
System Version	3.1.1.3
Test Specification	FCC, ISED -
Test Method	
TC Version	0.0.1
My Description	FCC/ISED MobileRadio Block edge conducted - NR Band_77_B
Add. Information	

Test Parameter	
Technology to test	NR
Band	Band_77_B
SCS [kHz]	30
Waveform	CPOFDM
Antenna Port used	1
Temperature	nom
Voltage	nom
Frequency low to test	True
Frequency mid to test	False
Frequency high to test	False
Auto Control enabled Power Supply Climatic Box	No No
Additional Path Loss [dB]	0
Switched Path	None

Test Equipment	
Signal analyzer,Rohde&Schwarz,FSV-40,1307.9002K40/101042,3.70	

Test at BW [MHz]: 100

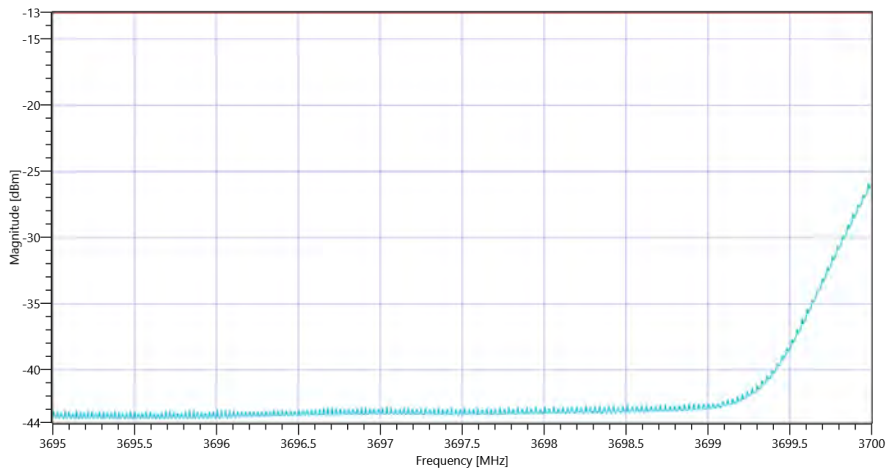
Test freq: low, UL[MHz]/CH 3750/0, CBW [MHz]: 100, RB_100PCT, Mod: QPSK

READ SA SETTINGS:

RefLevel [dBm] RefLevelOffset [dB] InpAtt [dB]	7.49 0 25
Start [MHz] Stop [MHz]	3695.000 3700.000
RBW [MHz] VBW [MHz]	1.000000 3.000000
Detector TraceMode	RMS MAXH
Sweep: Time [ms] Count Points per Section Type	30000 1 1001 SWE

RESULT lower band

Test Description	Lower Limit	Upper Limit	Measured	Unit	Verdict
Band power 1MHz					
Frequency [MHz] 3700.5	---	-13	-33.52	dBm	PASS
Frequency [MHz] 3701.5	---	-13	-43.31	dBm	PASS
Frequency [MHz] 3702.5	---	-13	-43.5	dBm	PASS
Frequency [MHz] 3703.5	---	-13	-43.59	dBm	PASS
Frequency [MHz] 3704.5	---	-13	-43.76	dBm	PASS



FCC, ISED # Block edge conducted ~ NR Band_77_B Ant-1 SCS-30

Test freq: low, UL[MHz]/CH 3750/0, CBW [MHz]: 100, RB_100PCT, Mod: 16QAM

READ SA SETTINGS:

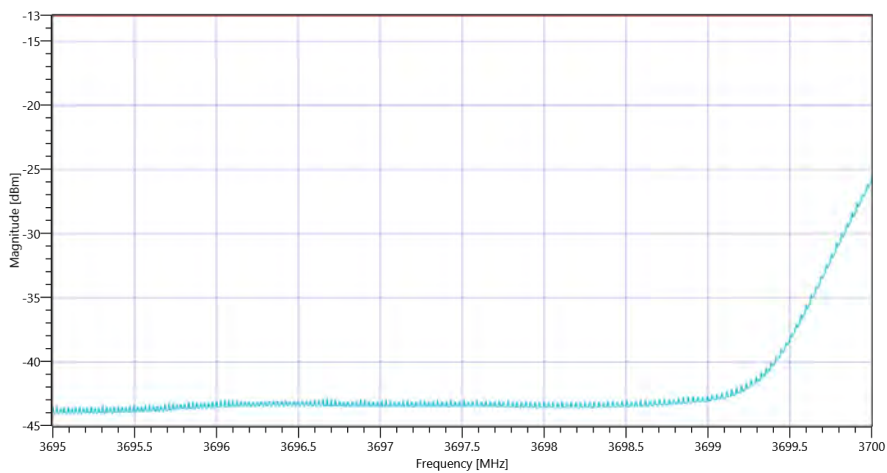
RefLevel [dBm] RefLevelOffset [dB] InpAtt [dB]	8.06 0 25
Start [MHz] Stop [MHz]	3695.000 3700.000
RBW [MHz] VBW [MHz]	1.000000 3.000000
Detector TraceMode	RMS MAXH
Sweep: Time [ms] Count Points per Section Type	30000 1 1001 SWE

RESULT lower band

Test Description	Lower Limit	Upper Limit	Measured	Unit	Verdict
Band power 1MHz					

RESULT lower band

Test Description	Lower Limit	Upper Limit	Measured	Unit	Verdict
Frequency [MHz] 3700.5	---	-13	-33.52	dBm	PASS
Frequency [MHz] 3701.5	---	-13	-43.59	dBm	PASS
Frequency [MHz] 3702.5	---	-13	-43.65	dBm	PASS
Frequency [MHz] 3703.5	---	-13	-43.59	dBm	PASS
Frequency [MHz] 3704.5	---	-13	-43.99	dBm	PASS



FCC, ISED # Block edge conducted ~ NR Band_77_B Ant-1 SCS-30

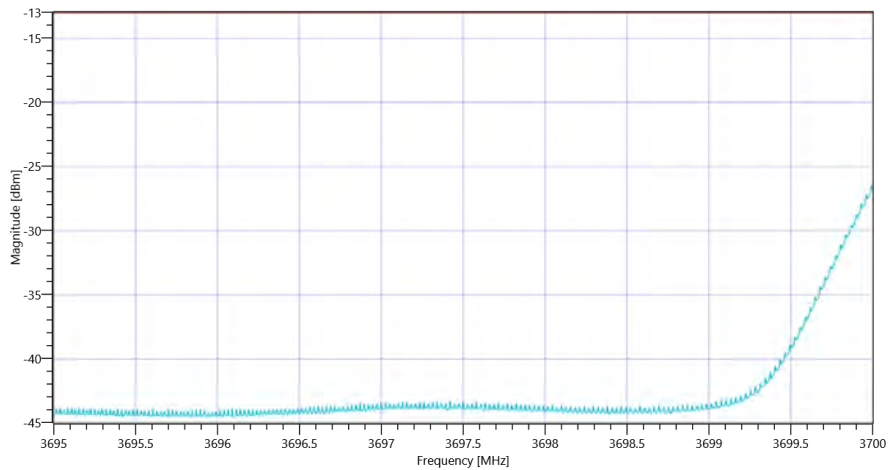
Test freq: low, UL[MHz]/CH 3750/0, CBW [MHz]: 100, RB_100PCT, Mod: 64QAM

READ SA SETTINGS:

RefLevel [dBm] RefLevelOffset [dB] InpAtt [dB]	7.25 0 25
Start [MHz] Stop [MHz]	3695.000 3700.000
RBW [MHz] VBW [MHz]	1.000000 3.000000
Detector TraceMode	RMS MAXH
Sweep: Time [ms] Count Points per Section Type	30000 1 1001 SWE

RESULT lower band

Test Description	Lower Limit	Upper Limit	Measured	Unit	Verdict
Band power 1MHz					
Frequency [MHz] 3700.5	---	-13	-34.35	dBm	PASS
Frequency [MHz] 3701.5	---	-13	-44.3	dBm	PASS
Frequency [MHz] 3702.5	---	-13	-44.08	dBm	PASS
Frequency [MHz] 3703.5	---	-13	-44.39	dBm	PASS
Frequency [MHz] 3704.5	---	-13	-44.57	dBm	PASS



FCC, ISED # Block edge conducted ~ NR Band_77_B Ant-1 SCS-30

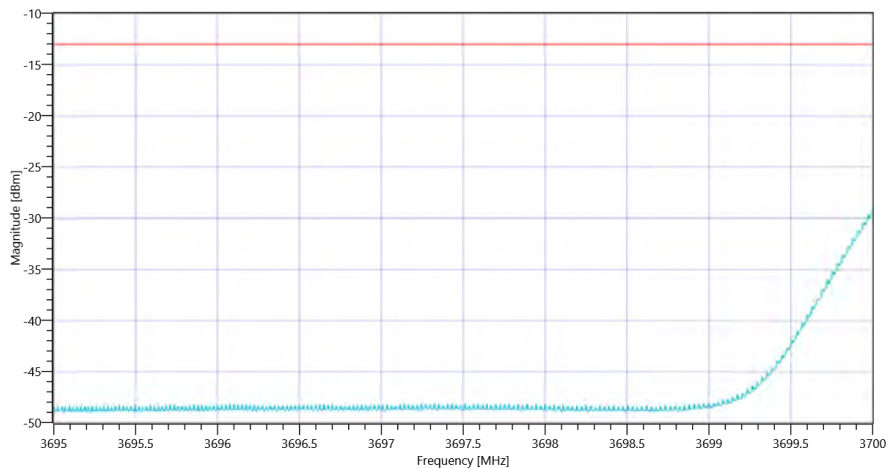
Test freq: low, UL[MHz]/CH 3750/0, CBW [MHz]: 100, RB_100PCT, Mod: 256QAM

READ SA SETTINGS:

RefLevel [dBm] RefLevelOffset [dB] InpAtt [dB]	4.97 0 20
Start [MHz] Stop [MHz]	3695.000 3700.000
RBW [MHz] VBW [MHz]	1.000000 3.000000
Detector TraceMode	RMS MAXH
Sweep: Time [ms] Count Points per Section Type	30000 1 1001 SWE

RESULT lower band

Test Description	Lower Limit	Upper Limit	Measured	Unit	Verdict
Band power 1MHz					
Frequency [MHz] 3700.5	---	-13	-37.21	dBm	PASS
Frequency [MHz] 3701.5	---	-13	-48.92	dBm	PASS
Frequency [MHz] 3702.5	---	-13	-48.82	dBm	PASS
Frequency [MHz] 3703.5	---	-13	-48.87	dBm	PASS
Frequency [MHz] 3704.5	---	-13	-48.95	dBm	PASS



FCC, ISED # Block edge conducted ~ NR Band_77_B Ant-1 SCS-30

General verdict

PASS

FCC, ISED # Block edge conducted ~ NR Band_77_B Ant-1 SCS-30

Test References	
TC Start	23.06.2022 16:51:36
Ambit Temp [°C] Humidity [rel%]	28.0 49
System Version	3.1.1.3
Test Specification	FCC, ISED -
Test Method	
TC Version	0.0.1
My Description	FCC/ISED MobileRadio Block edge conducted - NR Band_77_B
Add. Information	

Test Parameter	
Technology to test	NR
Band	Band_77_B
SCS [kHz]	30
Waveform	CPOFDM
Antenna Port used	1
Temperature	nom
Voltage	nom
Frequency low to test	True
Frequency mid to test	False
Frequency high to test	False
Auto Control enabled Power Supply Climatic Box	No No
Additional Path Loss [dB]	0
Switched Path	None

Test Equipment	
Signal analyzer,Rohde&Schwarz,FSV-40,1307.9002K40/101042,3.70	

Test at BW [MHz]: 90

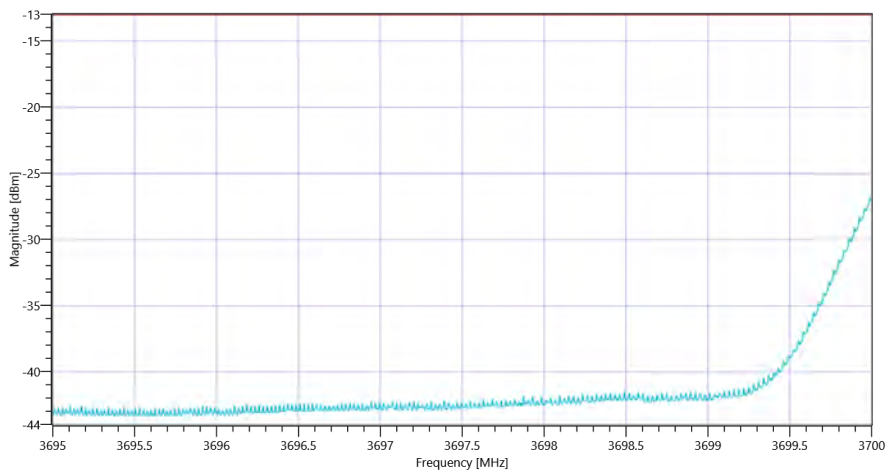
Test freq: low, UL[MHz]/CH 3745/0, CBW [MHz]: 90, RB_100PCT, Mod: QPSK

READ SA SETTINGS:

RefLevel [dBm] RefLevelOffset [dB] InpAtt [dB]	7.72 0 25
Start [MHz] Stop [MHz]	3695.000 3700.000
RBW [MHz] VBW [MHz]	1.000000 3.000000
Detector TraceMode	RMS MAXH
Sweep: Time [ms] Count Points per Section Type	30000 1 1001 SWE

RESULT lower band

Test Description	Lower Limit	Upper Limit	Measured	Unit	Verdict
Band power 1MHz					
Frequency [MHz] 3700.5	---	-13	-34.47	dBm	PASS
Frequency [MHz] 3701.5	---	-13	-42.33	dBm	PASS
Frequency [MHz] 3702.5	---	-13	-42.83	dBm	PASS
Frequency [MHz] 3703.5	---	-13	-43.12	dBm	PASS
Frequency [MHz] 3704.5	---	-13	-43.37	dBm	PASS



FCC, ISED # Block edge conducted ~ NR Band_77_B Ant-1 SCS-30

Test freq: low, UL[MHz]/CH 3745/0, CBW [MHz]: 90, RB_100PCT, Mod: 16QAM

READ SA SETTINGS:

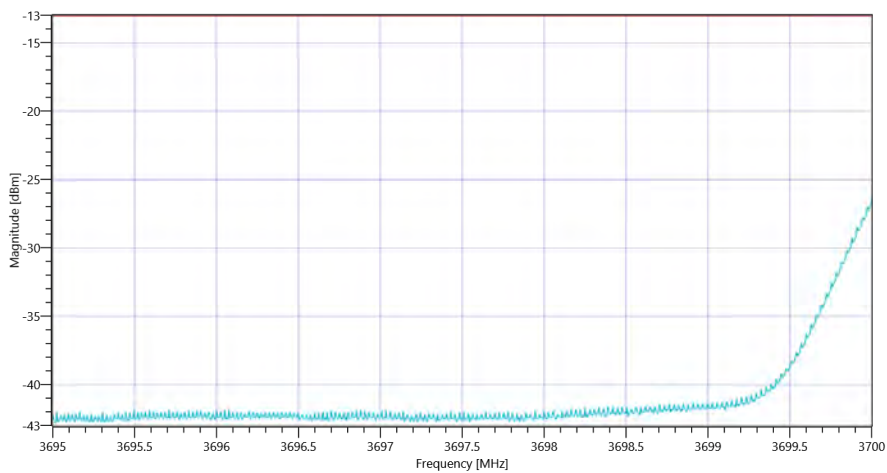
RefLevel [dBm] RefLevelOffset [dB] InpAtt [dB]	8.24 0 25
Start [MHz] Stop [MHz]	3695.000 3700.000
RBW [MHz] VBW [MHz]	1.000000 3.000000
Detector TraceMode	RMS MAXH
Sweep: Time [ms] Count Points per Section Type	30000 1 1001 SWE

RESULT lower band

Test Description	Lower Limit	Upper Limit	Measured	Unit	Verdict
Band power 1MHz					

RESULT lower band

Test Description	Lower Limit	Upper Limit	Measured	Unit	Verdict
Frequency [MHz] 3700.5	---	-13	-34.24	dBm	PASS
Frequency [MHz] 3701.5	---	-13	-42.23	dBm	PASS
Frequency [MHz] 3702.5	---	-13	-42.66	dBm	PASS
Frequency [MHz] 3703.5	---	-13	-42.59	dBm	PASS
Frequency [MHz] 3704.5	---	-13	-42.65	dBm	PASS



FCC, ISED # Block edge conducted ~ NR Band_77_B Ant-1 SCS-30

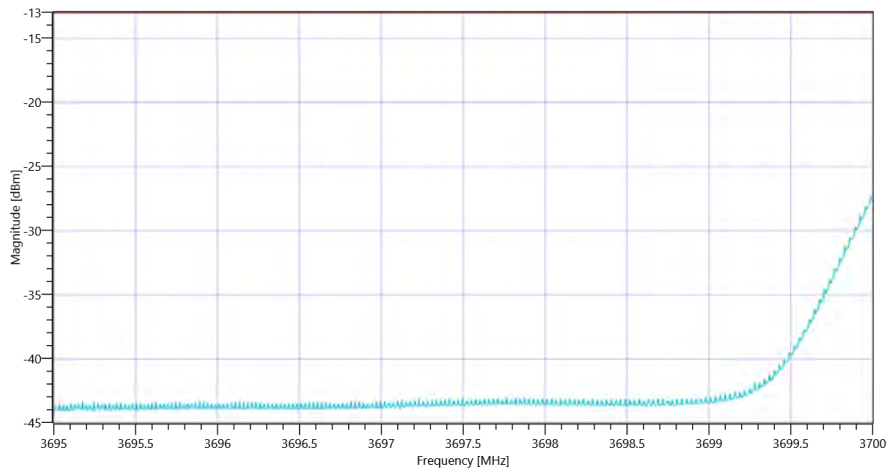
Test freq: low, UL[MHz]/CH 3745/0, CBW [MHz]: 90, RB_100PCT, Mod: 64QAM

READ SA SETTINGS:

RefLevel [dBm] RefLevelOffset [dB] InpAtt [dB]	7.91 0 25
Start [MHz] Stop [MHz]	3695.000 3700.000
RBW [MHz] VBW [MHz]	1.000000 3.000000
Detector TraceMode	RMS MAXH
Sweep: Time [ms] Count Points per Section Type	30000 1 1001 SWE

RESULT lower band

Test Description	Lower Limit	Upper Limit	Measured	Unit	Verdict
Band power 1MHz					
Frequency [MHz] 3700.5	---	-13	-35.09	dBm	PASS
Frequency [MHz] 3701.5	---	-13	-43.75	dBm	PASS
Frequency [MHz] 3702.5	---	-13	-43.79	dBm	PASS
Frequency [MHz] 3703.5	---	-13	-44.03	dBm	PASS
Frequency [MHz] 3704.5	---	-13	-44.08	dBm	PASS



FCC, ISED # Block edge conducted ~ NR Band_77_B Ant-1 SCS-30

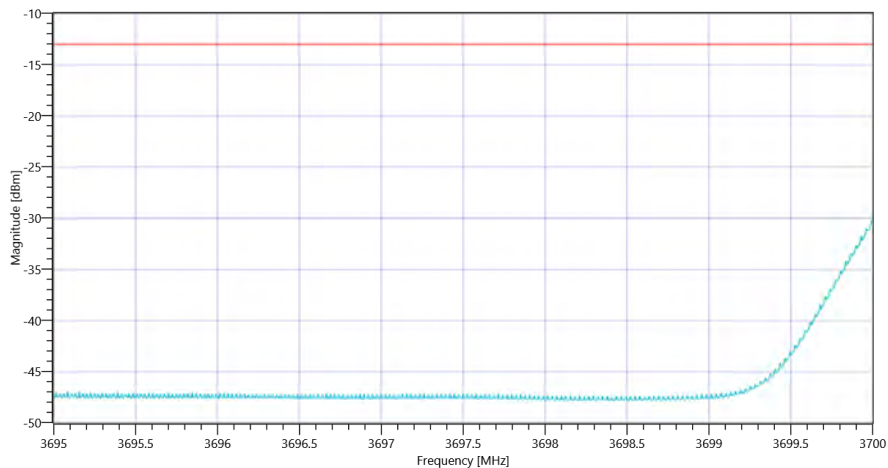
Test freq: low, UL[MHz]/CH 3745/0, CBW [MHz]: 90, RB_100PCT, Mod: 256QAM

READ SA SETTINGS:

RefLevel [dBm] RefLevelOffset [dB] InpAtt [dB]	5.16 0 25
Start [MHz] Stop [MHz]	3695.000 3700.000
RBW [MHz] VBW [MHz]	1.000000 3.000000
Detector TraceMode	RMS MAXH
Sweep: Time [ms] Count Points per Section Type	30000 1 1001 SWE

RESULT lower band

Test Description	Lower Limit	Upper Limit	Measured	Unit	Verdict
Band power 1MHz					
Frequency [MHz] 3700.5	---	-13	-38.26	dBm	PASS
Frequency [MHz] 3701.5	---	-13	-47.91	dBm	PASS
Frequency [MHz] 3702.5	---	-13	-47.78	dBm	PASS
Frequency [MHz] 3703.5	---	-13	-47.73	dBm	PASS
Frequency [MHz] 3704.5	---	-13	-47.65	dBm	PASS



FCC, ISED # Block edge conducted ~ NR Band_77_B Ant-1 SCS-30

General verdict

PASS

FCC, ISED # Block edge conducted ~ NR Band_77_B Ant-1 SCS-30

Test References	
TC Start	23.06.2022 16:00:47
Ambit Temp [°C] Humidity [rel%]	28.0 49
System Version	3.1.1.3
Test Specification	FCC, ISED -
Test Method	
TC Version	0.0.1
My Description	FCC/ISED MobileRadio Block edge conducted - NR Band_77_B
Add. Information	

Test Parameter	
Technology to test	NR
Band	Band_77_B
SCS [kHz]	30
Waveform	CPOFDM
Antenna Port used	1
Temperature	nom
Voltage	nom
Frequency low to test	True
Frequency mid to test	False
Frequency high to test	False
Auto Control enabled Power Supply Climatic Box	No No
Additional Path Loss [dB]	0
Switched Path	None

Test Equipment	
Signal analyzer,Rohde&Schwarz,FSV-40,1307.9002K40/101042,3.70	

Test at BW [MHz]: 80

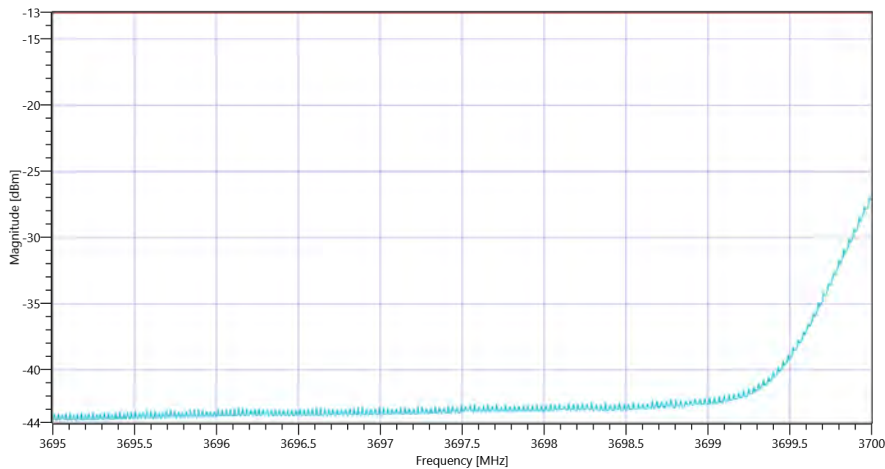
Test freq: low, UL[MHz]/CH 3740/0, CBW [MHz]: 80, RB_100PCT, Mod: QPSK

READ SA SETTINGS:

RefLevel [dBm] RefLevelOffset [dB] InpAtt [dB]	8.08 0 25
Start [MHz] Stop [MHz]	3695.000 3700.000
RBW [MHz] VBW [MHz]	1.000000 3.000000
Detector TraceMode	RMS MAXH
Sweep: Time [ms] Count Points per Section Type	30000 1 1001 SWE

RESULT lower band

Test Description	Lower Limit	Upper Limit	Measured	Unit	Verdict
Band power 1MHz					
Frequency [MHz] 3700.5	---	-13	-34.61	dBm	PASS
Frequency [MHz] 3701.5	---	-13	-43.06	dBm	PASS
Frequency [MHz] 3702.5	---	-13	-43.36	dBm	PASS
Frequency [MHz] 3703.5	---	-13	-43.56	dBm	PASS
Frequency [MHz] 3704.5	---	-13	-43.78	dBm	PASS



FCC, ISED # Block edge conducted ~ NR Band_77_B Ant-1 SCS-30

Test freq: low, UL[MHz]/CH 3740/0, CBW [MHz]: 80, RB_100PCT, Mod: 16QAM

READ SA SETTINGS:

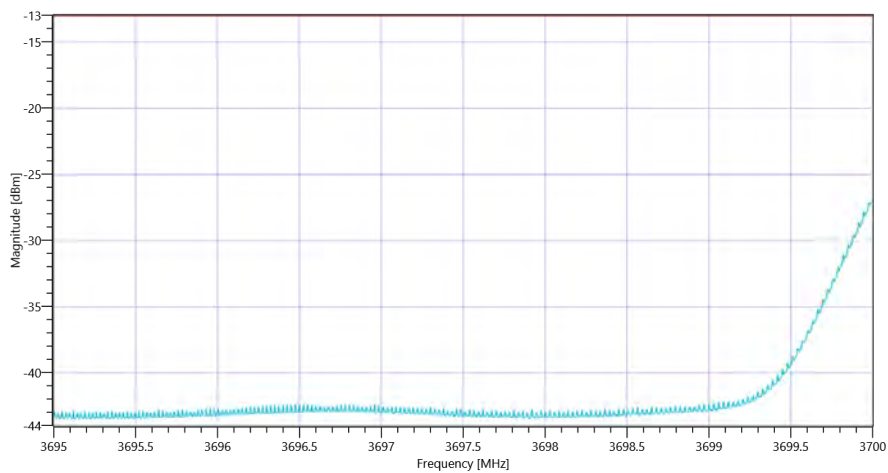
RefLevel [dBm] RefLevelOffset [dB] InpAtt [dB]	8.91 0 25
Start [MHz] Stop [MHz]	3695.000 3700.000
RBW [MHz] VBW [MHz]	1.000000 3.000000
Detector TraceMode	RMS MAXH
Sweep: Time [ms] Count Points per Section Type	30000 1 1001 SWE

RESULT lower band

Test Description	Lower Limit	Upper Limit	Measured	Unit	Verdict
Band power 1MHz					

RESULT lower band

Test Description	Lower Limit	Upper Limit	Measured	Unit	Verdict
Frequency [MHz] 3700.5	---	-13	-34.6	dBm	PASS
Frequency [MHz] 3701.5	---	-13	-43.31	dBm	PASS
Frequency [MHz] 3702.5	---	-13	-43.37	dBm	PASS
Frequency [MHz] 3703.5	---	-13	-43.14	dBm	PASS
Frequency [MHz] 3704.5	---	-13	-43.51	dBm	PASS



FCC, ISED # Block edge conducted ~ NR Band_77_B Ant-1 SCS-30

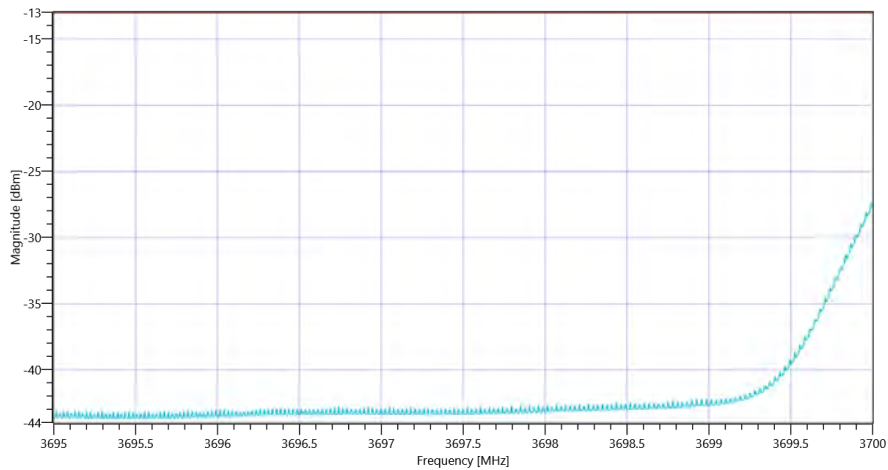
Test freq: low, UL[MHz]/CH 3740/0, CBW [MHz]: 80, RB_100PCT, Mod: 64QAM

READ SA SETTINGS:

RefLevel [dBm] RefLevelOffset [dB] InpAtt [dB]	8.07 0 25
Start [MHz] Stop [MHz]	3695.000 3700.000
RBW [MHz] VBW [MHz]	1.000000 3.000000
Detector TraceMode	RMS MAXH
Sweep: Time [ms] Count Points per Section Type	30000 1 1001 SWE

RESULT lower band

Test Description	Lower Limit	Upper Limit	Measured	Unit	Verdict
Band power 1MHz					
Frequency [MHz] 3700.5	---	-13	-35.1	dBm	PASS
Frequency [MHz] 3701.5	---	-13	-43.12	dBm	PASS
Frequency [MHz] 3702.5	---	-13	-43.47	dBm	PASS
Frequency [MHz] 3703.5	---	-13	-43.55	dBm	PASS
Frequency [MHz] 3704.5	---	-13	-43.76	dBm	PASS



FCC, ISED # Block edge conducted ~ NR Band_77_B Ant-1 SCS-30

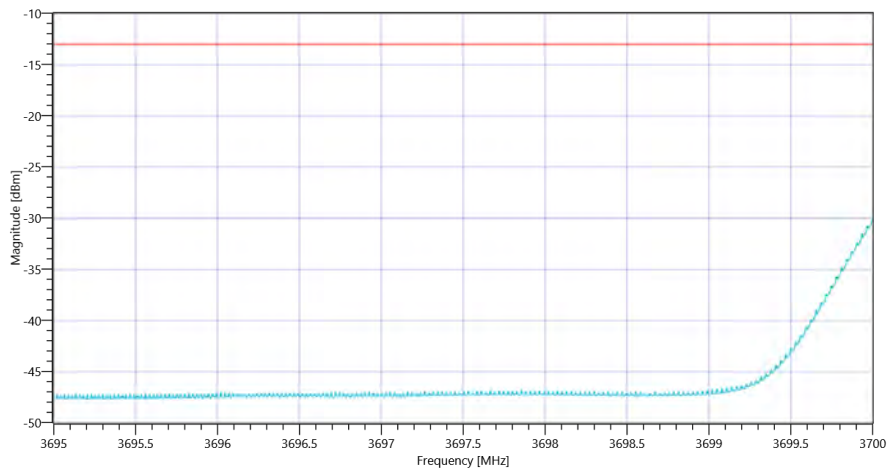
Test freq: low, UL[MHz]/CH 3740/0, CBW [MHz]: 80, RB_100PCT, Mod: 256QAM

READ SA SETTINGS:

RefLevel [dBm] RefLevelOffset [dB] InpAtt [dB]	6.35 0 25
Start [MHz] Stop [MHz]	3695.000 3700.000
RBW [MHz] VBW [MHz]	1.000000 3.000000
Detector TraceMode	RMS MAXH
Sweep: Time [ms] Count Points per Section Type	30000 1 1001 SWE

RESULT lower band

Test Description	Lower Limit	Upper Limit	Measured	Unit	Verdict
Band power 1MHz					
Frequency [MHz] 3700.5	---	-13	-38.09	dBm	PASS
Frequency [MHz] 3701.5	---	-13	-47.5	dBm	PASS
Frequency [MHz] 3702.5	---	-13	-47.48	dBm	PASS
Frequency [MHz] 3703.5	---	-13	-47.59	dBm	PASS
Frequency [MHz] 3704.5	---	-13	-47.75	dBm	PASS



FCC, ISED # Block edge conducted ~ NR Band_77_B Ant-1 SCS-30

General verdict

PASS

FCC, ISED # Block edge conducted ~ NR Band_77_B Ant-1 SCS-30

Test References	
TC Start	23.06.2022 15:31:14
Ambit Temp [°C] Humidity [rel%]	27.8 50
System Version	3.1.1.3
Test Specification	FCC, ISED -
Test Method	
TC Version	0.0.1
My Description	FCC/ISED MobileRadio Block edge conducted - NR Band_77_B
Add. Information	

Test Parameter	
Technology to test	NR
Band	Band_77_B
SCS [kHz]	30
Waveform	CPOFDM
Antenna Port used	1
Temperature	nom
Voltage	nom
Frequency low to test	True
Frequency mid to test	False
Frequency high to test	False
Auto Control enabled Power Supply Climatic Box	No No
Additional Path Loss [dB]	0
Switched Path	None

Test Equipment	
Signal analyzer,Rohde&Schwarz,FSV-40,1307.9002K40/101042,3.70	

Test at BW [MHz]: 70

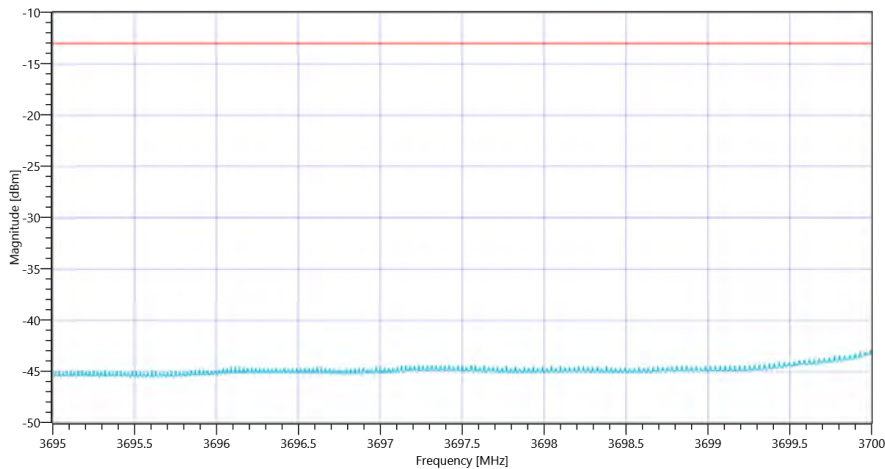
Test freq: low, UL[MHz]/CH 3735/0, CBW [MHz]: 70, RB_100PCT, Mod: QPSK

READ SA SETTINGS:

RefLevel [dBm] RefLevelOffset [dB] InpAtt [dB]	9.02 0 25
Start [MHz] Stop [MHz]	3695.000 3700.000
RBW [MHz] VBW [MHz]	0.500000 2.000000
Detector TraceMode	RMS MAXH
Sweep: Time [ms] Count Points per Section Type	30000 1 1001 SWE

RESULT lower band

Test Description	Lower Limit	Upper Limit	Measured	Unit	Verdict
Band power 1MHz					
Frequency [MHz] 3700.5	---	-13	-41.53	dBm	PASS
Frequency [MHz] 3701.5	---	-13	-42.17	dBm	PASS
Frequency [MHz] 3702.5	---	-13	-42.13	dBm	PASS
Frequency [MHz] 3703.5	---	-13	-42.29	dBm	PASS
Frequency [MHz] 3704.5	---	-13	-42.57	dBm	PASS



FCC, ISED # Block edge conducted ~ NR Band_77_B Ant-1 SCS-30

Test freq: low, UL[MHz]/CH 3735/0, CBW [MHz]: 70, RB_100PCT, Mod: 16QAM

READ SA SETTINGS:

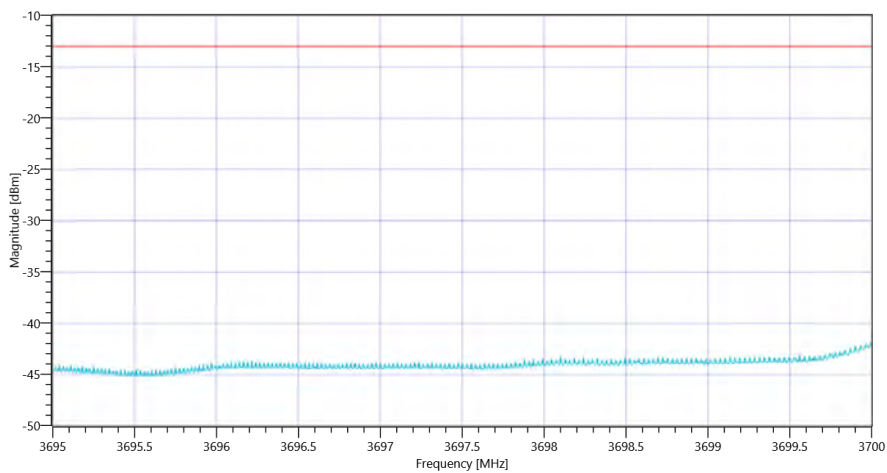
RefLevel [dBm] RefLevelOffset [dB] InpAtt [dB]	9.55 0 25
Start [MHz] Stop [MHz]	3695.000 3700.000
RBW [MHz] VBW [MHz]	0.500000 2.000000
Detector TraceMode	RMS MAXH
Sweep: Time [ms] Count Points per Section Type	30000 1 1001 SWE

RESULT lower band

Test Description	Lower Limit	Upper Limit	Measured	Unit	Verdict
Band power 1MHz					

RESULT lower band

Test Description	Lower Limit	Upper Limit	Measured	Unit	Verdict
Frequency [MHz] 3700.5	---	-13	-40.66	dBm	PASS
Frequency [MHz] 3701.5	---	-13	-41.12	dBm	PASS
Frequency [MHz] 3702.5	---	-13	-41.5	dBm	PASS
Frequency [MHz] 3703.5	---	-13	-41.52	dBm	PASS
Frequency [MHz] 3704.5	---	-13	-41.99	dBm	PASS



FCC, ISED # Block edge conducted ~ NR Band_77_B Ant-1 SCS-30

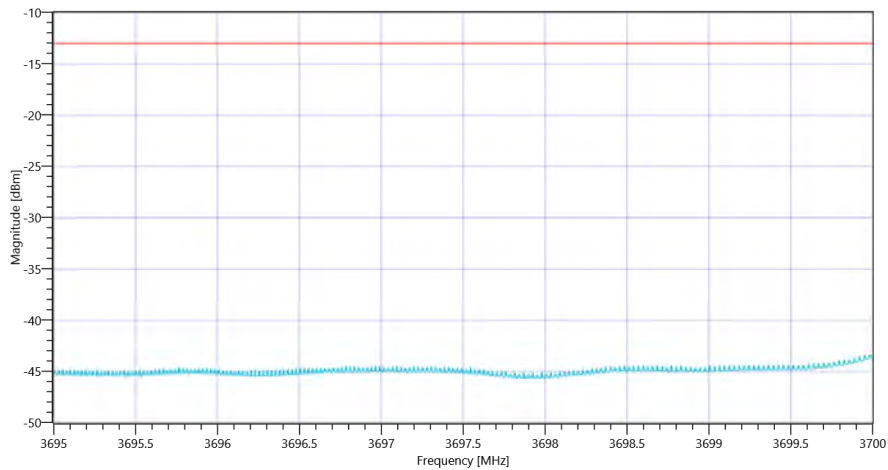
Test freq: low, UL[MHz]/CH 3735/0, CBW [MHz]: 70, RB_100PCT, Mod: 64QAM

READ SA SETTINGS:

RefLevel [dBm] RefLevelOffset [dB] InpAtt [dB]	9.28 0 25
Start [MHz] Stop [MHz]	3695.000 3700.000
RBW [MHz] VBW [MHz]	0.500000 2.000000
Detector TraceMode	RMS MAXH
Sweep: Time [ms] Count Points per Section Type	30000 1 1001 SWE

RESULT lower band

Test Description	Lower Limit	Upper Limit	Measured	Unit	Verdict
Band power 1MHz					
Frequency [MHz] 3700.5	---	-13	-41.79	dBm	PASS
Frequency [MHz] 3701.5	---	-13	-42.26	dBm	PASS
Frequency [MHz] 3702.5	---	-13	-42.39	dBm	PASS
Frequency [MHz] 3703.5	---	-13	-42.36	dBm	PASS
Frequency [MHz] 3704.5	---	-13	-42.44	dBm	PASS



FCC, ISED # Block edge conducted ~ NR Band_77_B Ant-1 SCS-30

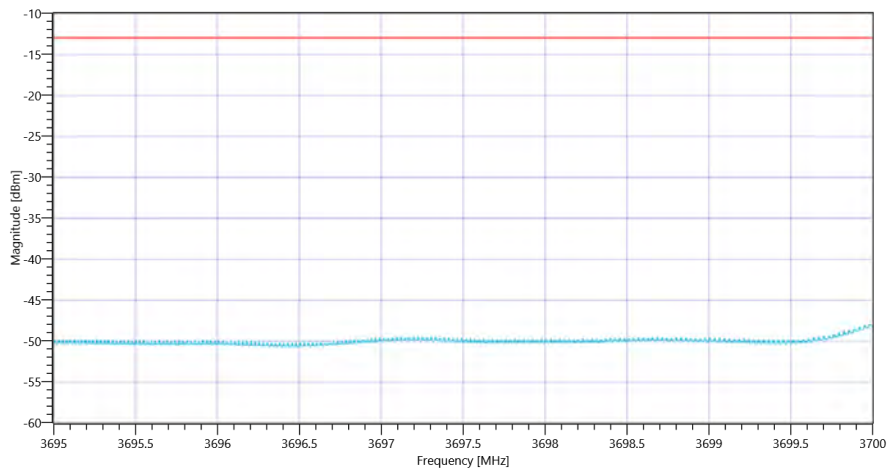
Test freq: low, UL[MHz]/CH 3735/0, CBW [MHz]: 70, RB_100PCT, Mod: 256QAM

READ SA SETTINGS:

RefLevel [dBm] RefLevelOffset [dB] InpAtt [dB]	7.76 0 25
Start [MHz] Stop [MHz]	3695.000 3700.000
RBW [MHz] VBW [MHz]	0.500000 2.000000
Detector TraceMode	RMS MAXH
Sweep: Time [ms] Count Points per Section Type	30000 1 1001 SWE

RESULT lower band

Test Description	Lower Limit	Upper Limit	Measured	Unit	Verdict
Band power 1MHz					
Frequency [MHz] 3700.5	---	-13	-46.93	dBm	PASS
Frequency [MHz] 3701.5	---	-13	-47.2	dBm	PASS
Frequency [MHz] 3702.5	---	-13	-47.22	dBm	PASS
Frequency [MHz] 3703.5	---	-13	-47.61	dBm	PASS
Frequency [MHz] 3704.5	---	-13	-47.51	dBm	PASS



FCC, ISED # Block edge conducted ~ NR Band_77_B Ant-1 SCS-30

General verdict

PASS

FCC, ISED # Block edge conducted ~ NR Band_77_B Ant-1 SCS-30

Test References	
TC Start	23.06.2022 15:00:28
Ambit Temp [°C] Humidity [rel%]	27.6 51
System Version	3.1.1.3
Test Specification	FCC, ISED -
Test Method	
TC Version	0.0.1
My Description	FCC/ISED MobileRadio Block edge conducted - NR Band_77_B
Add. Information	

Test Parameter	
Technology to test	NR
Band	Band_77_B
SCS [kHz]	30
Waveform	CPOFDM
Antenna Port used	1
Temperature	nom
Voltage	nom
Frequency low to test	True
Frequency mid to test	False
Frequency high to test	False
Auto Control enabled Power Supply Climatic Box	No No
Additional Path Loss [dB]	0
Switched Path	None

Test Equipment	
Signal analyzer,Rohde&Schwarz,FSV-40,1307.9002K40/101042,3.70	

Test at BW [MHz]: 60

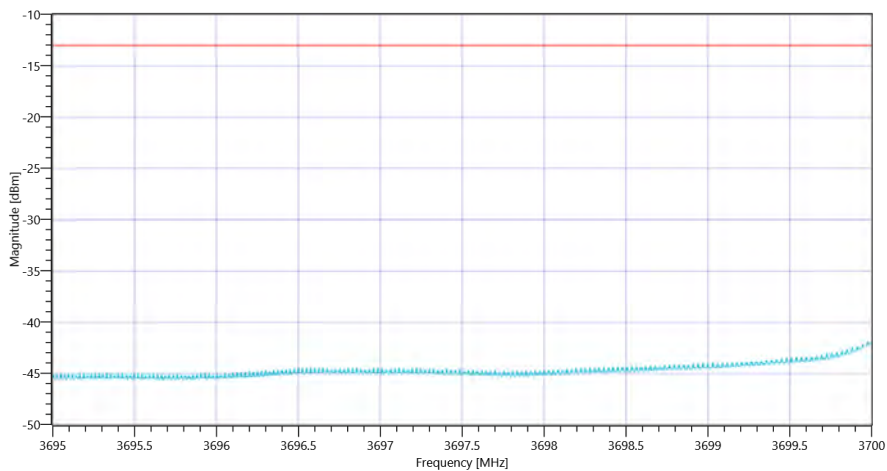
Test freq: low, UL[MHz]/CH 3730/0, CBW [MHz]: 60, RB_100PCT, Mod: QPSK

READ SA SETTINGS:

RefLevel [dBm] RefLevelOffset [dB] InpAtt [dB]	10.03 0 30
Start [MHz] Stop [MHz]	3695.000 3700.000
RBW [MHz] VBW [MHz]	0.500000 2.000000
Detector TraceMode	RMS MAXH
Sweep: Time [ms] Count Points per Section Type	30000 1 1001 SWE

RESULT lower band

Test Description	Lower Limit	Upper Limit	Measured	Unit	Verdict
Band power 1MHz					
Frequency [MHz] 3700.5	---	-13	-40.87	dBm	PASS
Frequency [MHz] 3701.5	---	-13	-41.91	dBm	PASS
Frequency [MHz] 3702.5	---	-13	-42.22	dBm	PASS
Frequency [MHz] 3703.5	---	-13	-42.24	dBm	PASS
Frequency [MHz] 3704.5	---	-13	-42.64	dBm	PASS



FCC, ISED # Block edge conducted ~ NR Band_77_B Ant-1 SCS-30

Test freq: low, UL[MHz]/CH 3730/0, CBW [MHz]: 60, RB_100PCT, Mod: 16QAM

READ SA SETTINGS:

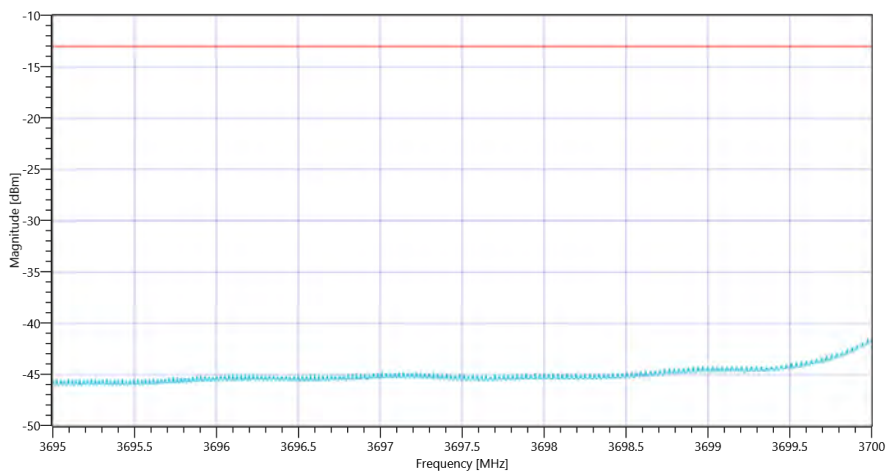
RefLevel [dBm] RefLevelOffset [dB] InpAtt [dB]	9.93 0 25
Start [MHz] Stop [MHz]	3695.000 3700.000
RBW [MHz] VBW [MHz]	0.500000 2.000000
Detector TraceMode	RMS MAXH
Sweep: Time [ms] Count Points per Section Type	30000 1 1001 SWE

RESULT lower band

Test Description	Lower Limit	Upper Limit	Measured	Unit	Verdict
Band power 1MHz					

RESULT lower band

Test Description	Lower Limit	Upper Limit	Measured	Unit	Verdict
Frequency [MHz] 3700.5	---	-13	-41.07	dBm	PASS
Frequency [MHz] 3701.5	---	-13	-42.31	dBm	PASS
Frequency [MHz] 3702.5	---	-13	-42.56	dBm	PASS
Frequency [MHz] 3703.5	---	-13	-42.66	dBm	PASS
Frequency [MHz] 3704.5	---	-13	-43.02	dBm	PASS



FCC, ISED # Block edge conducted ~ NR Band_77_B Ant-1 SCS-30

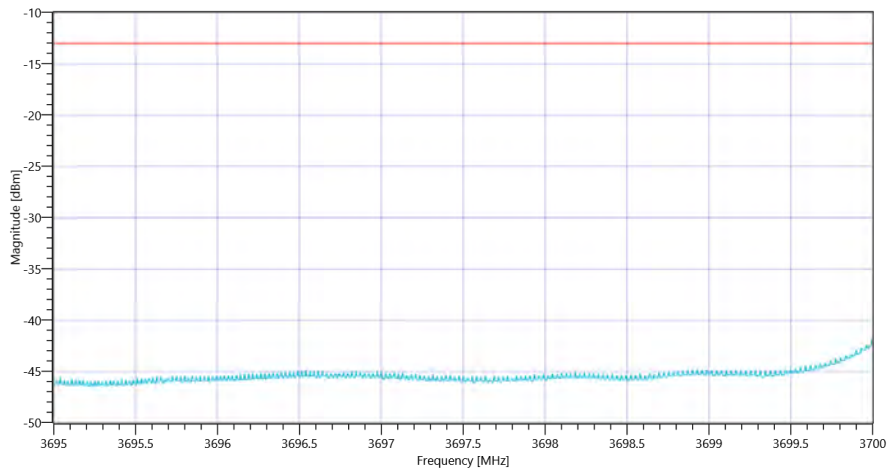
Test freq: low, UL[MHz]/CH 3730/0, CBW [MHz]: 60, RB_100PCT, Mod: 64QAM

READ SA SETTINGS:

RefLevel [dBm] RefLevelOffset [dB] InpAtt [dB]	9.58 0 25
Start [MHz] Stop [MHz]	3695.000 3700.000
RBW [MHz] VBW [MHz]	0.500000 2.000000
Detector TraceMode	RMS MAXH
Sweep: Time [ms] Count Points per Section Type	30000 1 1001 SWE

RESULT lower band

Test Description	Lower Limit	Upper Limit	Measured	Unit	Verdict
Band power 1MHz					
Frequency [MHz] 3700.5	---	-13	-41.82	dBm	PASS
Frequency [MHz] 3701.5	---	-13	-42.74	dBm	PASS
Frequency [MHz] 3702.5	---	-13	-42.99	dBm	PASS
Frequency [MHz] 3703.5	---	-13	-42.75	dBm	PASS
Frequency [MHz] 3704.5	---	-13	-43.29	dBm	PASS



FCC, ISED # Block edge conducted ~ NR Band_77_B Ant-1 SCS-30

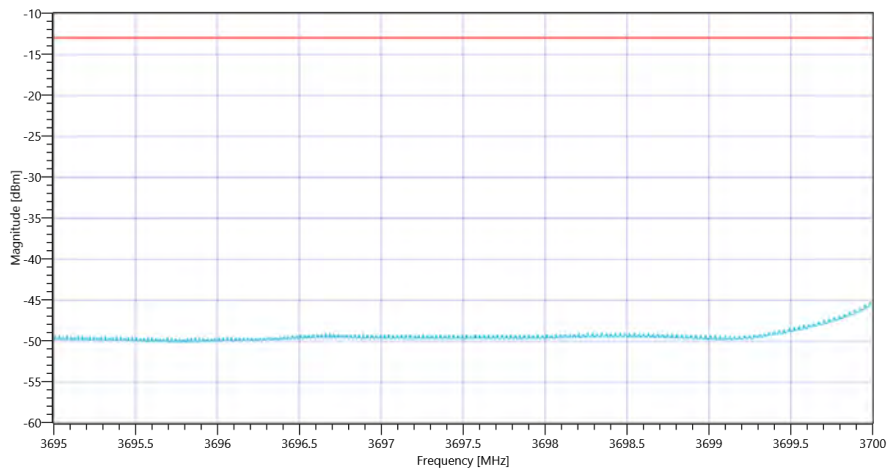
Test freq: low, UL[MHz]/CH 3730/0, CBW [MHz]: 60, RB_100PCT, Mod: 256QAM

READ SA SETTINGS:

RefLevel [dBm] RefLevelOffset [dB] InpAtt [dB]	8.42 0 25
Start [MHz] Stop [MHz]	3695.000 3700.000
RBW [MHz] VBW [MHz]	0.500000 2.000000
Detector TraceMode	RMS MAXH
Sweep: Time [ms] Count Points per Section Type	30000 1 1001 SWE

RESULT lower band

Test Description	Lower Limit	Upper Limit	Measured	Unit	Verdict
Band power 1MHz					
Frequency [MHz] 3700.5	---	-13	-45.47	dBm	PASS
Frequency [MHz] 3701.5	---	-13	-46.7	dBm	PASS
Frequency [MHz] 3702.5	---	-13	-46.82	dBm	PASS
Frequency [MHz] 3703.5	---	-13	-46.89	dBm	PASS
Frequency [MHz] 3704.5	---	-13	-47.11	dBm	PASS



FCC, ISED # Block edge conducted ~ NR Band_77_B Ant-1 SCS-30

General verdict

PASS

FCC, ISED # Block edge conducted ~ NR Band_77_B Ant-1 SCS-30

Test References	
TC Start	23.06.2022 14:32:19
Ambit Temp [°C] Humidity [rel%]	27.6 52
System Version	3.1.1.3
Test Specification	FCC, ISED -
Test Method	
TC Version	0.0.1
My Description	FCC/ISED MobileRadio Block edge conducted - NR Band_77_B
Add. Information	

Test Parameter	
Technology to test	NR
Band	Band_77_B
SCS [kHz]	30
Waveform	CPOFDM
Antenna Port used	1
Temperature	nom
Voltage	nom
Frequency low to test	True
Frequency mid to test	False
Frequency high to test	False
Auto Control enabled Power Supply Climatic Box	No No
Additional Path Loss [dB]	0
Switched Path	None

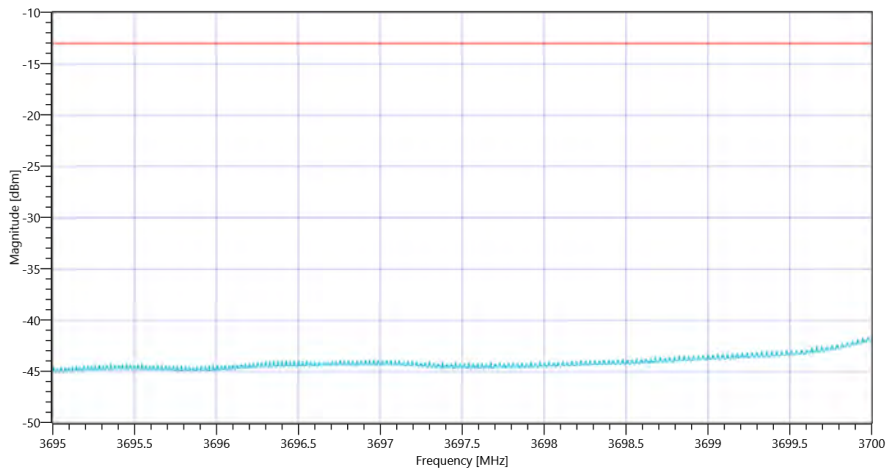
Test Equipment	
Signal analyzer,Rohde&Schwarz,FSV-40,1307.9002K40/101042,3.70	

Test at BW [MHz]: 50

Test freq: low, UL[MHz]/CH 3725/0, CBW [MHz]: 50, RB_100PCT, Mod: QPSK

READ SA SETTINGS:	
RefLevel [dBm] RefLevelOffset [dB] InpAtt [dB]	12.27 0 30
Start [MHz] Stop [MHz]	3695.000 3700.000
RBW [MHz] VBW [MHz]	0.500000 2.000000
Detector TraceMode	RMS MAXH
Sweep: Time [ms] Count Points per Section Type	30000 1 1001 SWE

RESULT lower band					
Test Description	Lower Limit	Upper Limit	Measured	Unit	Verdict
Band power 1MHz					
Frequency [MHz] 3700.5	---	-13	-40.32	dBm	PASS
Frequency [MHz] 3701.5	---	-13	-41.34	dBm	PASS
Frequency [MHz] 3702.5	---	-13	-41.69	dBm	PASS
Frequency [MHz] 3703.5	---	-13	-41.64	dBm	PASS
Frequency [MHz] 3704.5	---	-13	-42.01	dBm	PASS



FCC, ISED # Block edge conducted ~ NR Band_77_B Ant-1 SCS-30

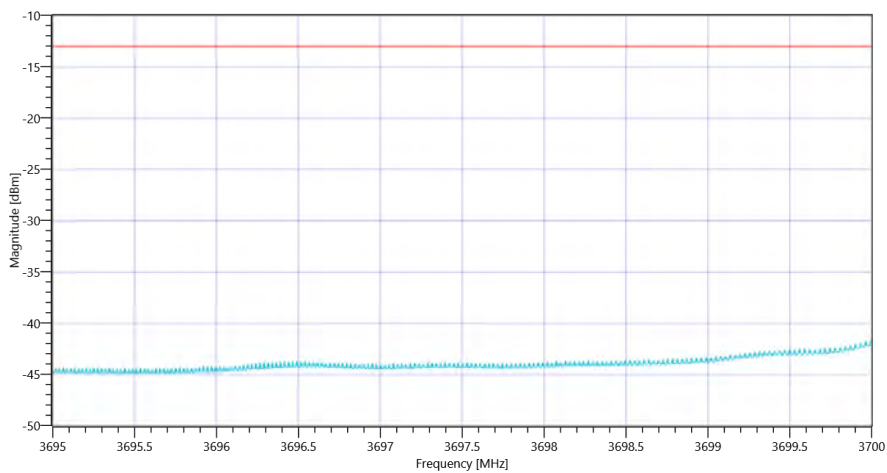
Test freq: low, UL[MHz]/CH 3725/0, CBW [MHz]: 50, RB_100PCT, Mod: 16QAM

READ SA SETTINGS:	
RefLevel [dBm] RefLevelOffset [dB] InpAtt [dB]	10.74 0 30
Start [MHz] Stop [MHz]	3695.000 3700.000
RBW [MHz] VBW [MHz]	0.500000 2.000000
Detector TraceMode	RMS MAXH
Sweep: Time [ms] Count Points per Section Type	30000 1 1001 SWE

RESULT lower band					
Test Description	Lower Limit	Upper Limit	Measured	Unit	Verdict
Band power 1MHz					

RESULT lower band

Test Description	Lower Limit	Upper Limit	Measured	Unit	Verdict
Frequency [MHz] 3700.5	---	-13	-40.18	dBm	PASS
Frequency [MHz] 3701.5	---	-13	-41.19	dBm	PASS
Frequency [MHz] 3702.5	---	-13	-41.49	dBm	PASS
Frequency [MHz] 3703.5	---	-13	-41.53	dBm	PASS
Frequency [MHz] 3704.5	---	-13	-41.97	dBm	PASS



FCC, ISED # Block edge conducted ~ NR Band_77_B Ant-1 SCS-30

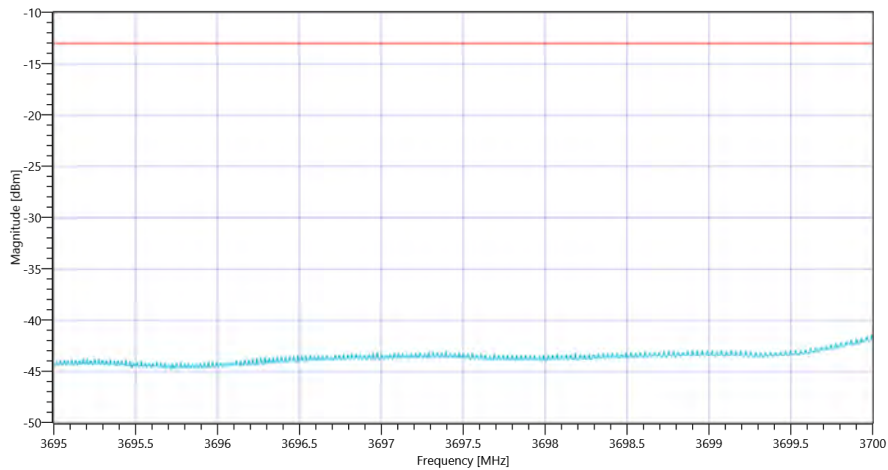
Test freq: low, UL[MHz]/CH 3725/0, CBW [MHz]: 50, RB_100PCT, Mod: 64QAM

READ SA SETTINGS:

RefLevel [dBm] RefLevelOffset [dB] InpAtt [dB]	10.71 0 30
Start [MHz] Stop [MHz]	3695.000 3700.000
RBW [MHz] VBW [MHz]	0.500000 2.000000
Detector TraceMode	RMS MAXH
Sweep: Time [ms] Count Points per Section Type	30000 1 1001 SWE

RESULT lower band

Test Description	Lower Limit	Upper Limit	Measured	Unit	Verdict
Band power 1MHz					
Frequency [MHz] 3700.5	---	-13	-40.22	dBm	PASS
Frequency [MHz] 3701.5	---	-13	-40.76	dBm	PASS
Frequency [MHz] 3702.5	---	-13	-40.86	dBm	PASS
Frequency [MHz] 3703.5	---	-13	-41.16	dBm	PASS
Frequency [MHz] 3704.5	---	-13	-41.59	dBm	PASS



FCC, ISED # Block edge conducted ~ NR Band_77_B Ant-1 SCS-30

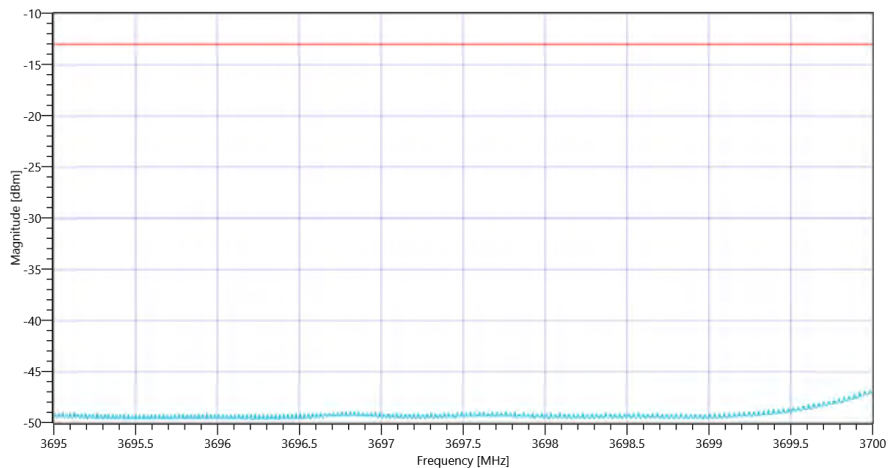
Test freq: low, UL[MHz]/CH 3725/0, CBW [MHz]: 50, RB_100PCT, Mod: 256QAM

READ SA SETTINGS:

RefLevel [dBm] RefLevelOffset [dB] InpAtt [dB]	6.86 0 25
Start [MHz] Stop [MHz]	3695.000 3700.000
RBW [MHz] VBW [MHz]	0.500000 2.000000
Detector TraceMode	RMS MAXH
Sweep: Time [ms] Count Points per Section Type	30000 1 1001 SWE

RESULT lower band

Test Description	Lower Limit	Upper Limit	Measured	Unit	Verdict
Band power 1MHz					
Frequency [MHz] 3700.5	---	-13	-45.79	dBm	PASS
Frequency [MHz] 3701.5	---	-13	-46.64	dBm	PASS
Frequency [MHz] 3702.5	---	-13	-46.58	dBm	PASS
Frequency [MHz] 3703.5	---	-13	-46.64	dBm	PASS
Frequency [MHz] 3704.5	---	-13	-46.7	dBm	PASS



FCC, ISED # Block edge conducted ~ NR Band_77_B Ant-1 SCS-30

General verdict

PASS

FCC, ISED # Block edge conducted ~ NR Band_77_B Ant-1 SCS-30

Test References	
TC Start	23.06.2022 14:02:06
Ambit Temp [°C] Humidity [rel%]	27.5 53
System Version	3.1.1.3
Test Specification	FCC, ISED -
Test Method	
TC Version	0.0.1
My Description	FCC/ISED MobileRadio Block edge conducted - NR Band_77_B
Add. Information	

Test Parameter	
Technology to test	NR
Band	Band_77_B
SCS [kHz]	30
Waveform	CPOFDM
Antenna Port used	1
Temperature	nom
Voltage	nom
Frequency low to test	True
Frequency mid to test	False
Frequency high to test	False
Auto Control enabled Power Supply Climatic Box	No No
Additional Path Loss [dB]	0
Switched Path	None

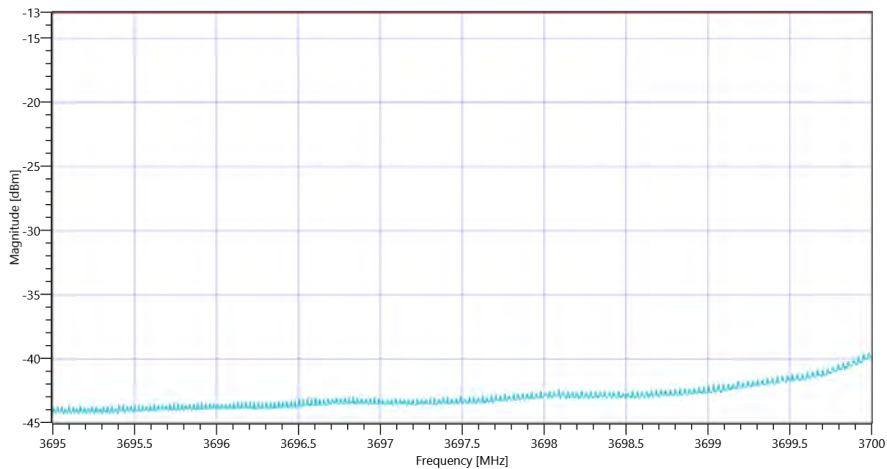
Test Equipment	
Signal analyzer,Rohde&Schwarz,FSV-40,1307.9002K40/101042,3.70	

Test at BW [MHz]: 40

Test freq: low, UL[MHz]/CH 3720/0, CBW [MHz]: 40, RB_100PCT, Mod: QPSK

READ SA SETTINGS:	
RefLevel [dBm] RefLevelOffset [dB] InpAtt [dB]	11.41 0 30
Start [MHz] Stop [MHz]	3695.000 3700.000
RBW [MHz] VBW [MHz]	0.500000 2.000000
Detector TraceMode	RMS MAXH
Sweep: Time [ms] Count Points per Section Type	30000 1 1001 SWE

RESULT lower band					
Test Description	Lower Limit	Upper Limit	Measured	Unit	Verdict
Band power 1MHz					
Frequency [MHz] 3700.5	---	-13	-38.67	dBm	PASS
Frequency [MHz] 3701.5	---	-13	-40.05	dBm	PASS
Frequency [MHz] 3702.5	---	-13	-40.54	dBm	PASS
Frequency [MHz] 3703.5	---	-13	-40.83	dBm	PASS
Frequency [MHz] 3704.5	---	-13	-41.22	dBm	PASS



FCC, ISED # Block edge conducted ~ NR Band_77_B Ant-1 SCS-30

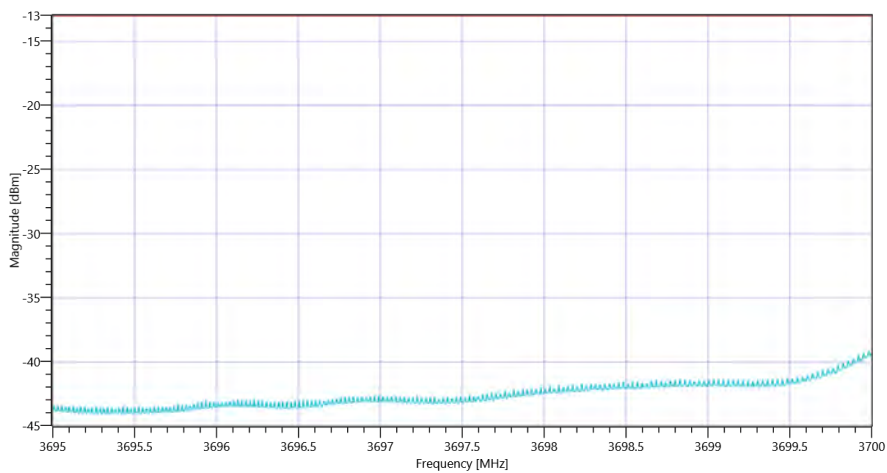
Test freq: low, UL[MHz]/CH 3720/0, CBW [MHz]: 40, RB_100PCT, Mod: 16QAM

READ SA SETTINGS:	
RefLevel [dBm] RefLevelOffset [dB] InpAtt [dB]	11.89 0 30
Start [MHz] Stop [MHz]	3695.000 3700.000
RBW [MHz] VBW [MHz]	0.500000 2.000000
Detector TraceMode	RMS MAXH
Sweep: Time [ms] Count Points per Section Type	30000 1 1001 SWE

RESULT lower band					
Test Description	Lower Limit	Upper Limit	Measured	Unit	Verdict
Band power 1MHz					

RESULT lower band

Test Description	Lower Limit	Upper Limit	Measured	Unit	Verdict
Frequency [MHz] 3700.5	---	-13	-38.43	dBm	PASS
Frequency [MHz] 3701.5	---	-13	-39.25	dBm	PASS
Frequency [MHz] 3702.5	---	-13	-40.14	dBm	PASS
Frequency [MHz] 3703.5	---	-13	-40.55	dBm	PASS
Frequency [MHz] 3704.5	---	-13	-41.03	dBm	PASS



FCC, ISED # Block edge conducted ~ NR Band_77_B Ant-1 SCS-30

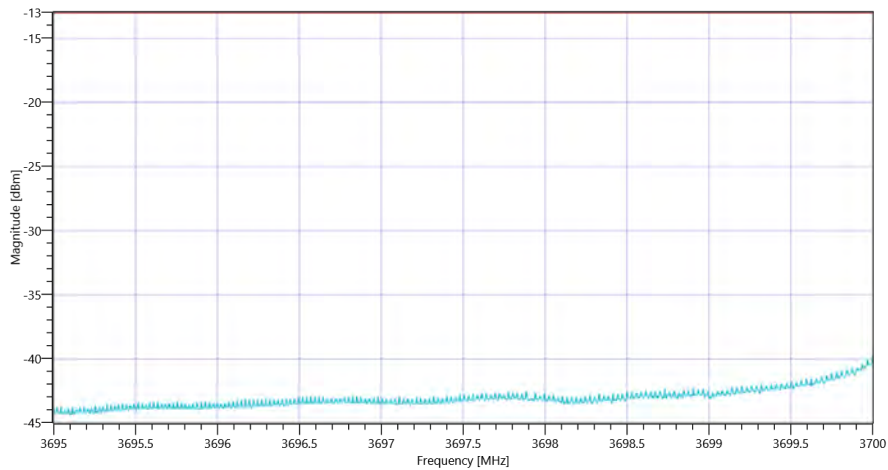
Test freq: low, UL[MHz]/CH 3720/0, CBW [MHz]: 40, RB_100PCT, Mod: 64QAM

READ SA SETTINGS:

RefLevel [dBm] RefLevelOffset [dB] InpAtt [dB]	11.81 0 30
Start [MHz] Stop [MHz]	3695.000 3700.000
RBW [MHz] VBW [MHz]	0.500000 2.000000
Detector TraceMode	RMS MAXH
Sweep: Time [ms] Count Points per Section Type	30000 1 1001 SWE

RESULT lower band

Test Description	Lower Limit	Upper Limit	Measured	Unit	Verdict
Band power 1MHz					
Frequency [MHz] 3700.5	---	-13	-39.17	dBm	PASS
Frequency [MHz] 3701.5	---	-13	-40.28	dBm	PASS
Frequency [MHz] 3702.5	---	-13	-40.46	dBm	PASS
Frequency [MHz] 3703.5	---	-13	-40.71	dBm	PASS
Frequency [MHz] 3704.5	---	-13	-41.15	dBm	PASS



FCC, ISED # Block edge conducted ~ NR Band_77_B Ant-1 SCS-30

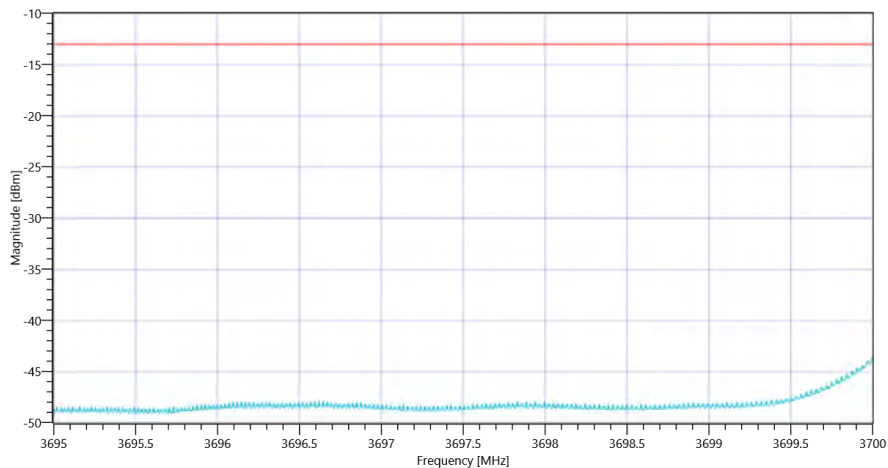
Test freq: low, UL[MHz]/CH 3720/0, CBW [MHz]: 40, RB_100PCT, Mod: 256QAM

READ SA SETTINGS:

RefLevel [dBm] RefLevelOffset [dB] InpAtt [dB]	8.22 0 25
Start [MHz] Stop [MHz]	3695.000 3700.000
RBW [MHz] VBW [MHz]	0.500000 2.000000
Detector TraceMode	RMS MAXH
Sweep: Time [ms] Count Points per Section Type	30000 1 1001 SWE

RESULT lower band

Test Description	Lower Limit	Upper Limit	Measured	Unit	Verdict
Band power 1MHz					
Frequency [MHz] 3700.5	---	-13	-44.22	dBm	PASS
Frequency [MHz] 3701.5	---	-13	-45.74	dBm	PASS
Frequency [MHz] 3702.5	---	-13	-45.77	dBm	PASS
Frequency [MHz] 3703.5	---	-13	-45.61	dBm	PASS
Frequency [MHz] 3704.5	---	-13	-46.03	dBm	PASS



FCC, ISED # Block edge conducted ~ NR Band_77_B Ant-1 SCS-30

General verdict

PASS

FCC, ISED # Block edge conducted ~ NR Band_77_B Ant-1 SCS-30

Test References	
TC Start	23.06.2022 13:31:03
Ambit Temp [°C] Humidity [rel%]	27.5 55
System Version	3.1.1.3
Test Specification	FCC, ISED -
Test Method	
TC Version	0.0.1
My Description	FCC/ISED MobileRadio Block edge conducted - NR Band_77_B
Add. Information	

Test Parameter	
Technology to test	NR
Band	Band_77_B
SCS [kHz]	30
Waveform	CPOFDM
Antenna Port used	1
Temperature	nom
Voltage	nom
Frequency low to test	True
Frequency mid to test	False
Frequency high to test	False
Auto Control enabled Power Supply Climatic Box	No No
Additional Path Loss [dB]	0
Switched Path	None

Test Equipment	
Signal analyzer,Rohde&Schwarz,FSV-40,1307.9002K40/101042,3.70	

Test at BW [MHz]: 30

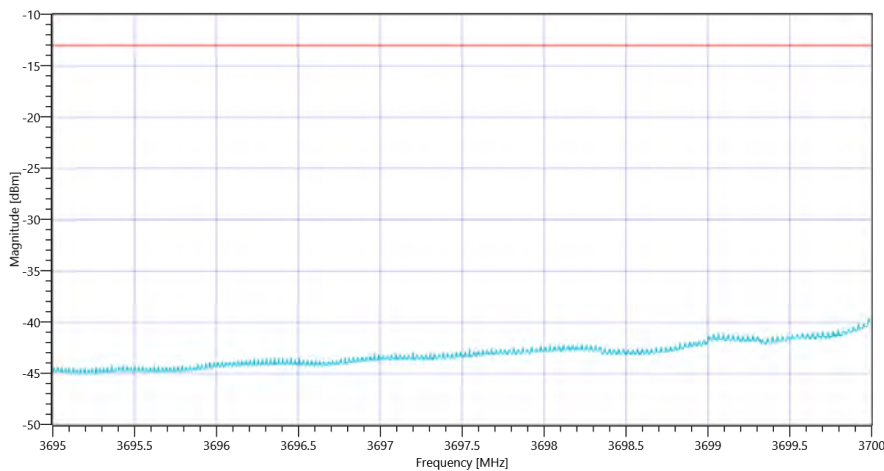
Test freq: low, UL[MHz]/CH 3715/0, CBW [MHz]: 30, RB_100PCT, Mod: QPSK

READ SA SETTINGS:

RefLevel [dBm] RefLevelOffset [dB] InpAtt [dB]	12.32 0 30
Start [MHz] Stop [MHz]	3695.000 3700.000
RBW [MHz] VBW [MHz]	0.300000 1.000000
Detector TraceMode	RMS MAXH
Sweep: Time [ms] Count Points per Section Type	30000 1 1001 SWE

RESULT lower band

Test Description	Lower Limit	Upper Limit	Measured	Unit	Verdict
Band power 1MHz					
Frequency [MHz] 3700.5	---	-13	-36.4	dBm	PASS
Frequency [MHz] 3701.5	---	-13	-37.69	dBm	PASS
Frequency [MHz] 3702.5	---	-13	-38.24	dBm	PASS
Frequency [MHz] 3703.5	---	-13	-39	dBm	PASS
Frequency [MHz] 3704.5	---	-13	-39.71	dBm	PASS



FCC, ISED # Block edge conducted ~ NR Band_77_B Ant-1 SCS-30

Test freq: low, UL[MHz]/CH 3715/0, CBW [MHz]: 30, RB_100PCT, Mod: 16QAM

READ SA SETTINGS:

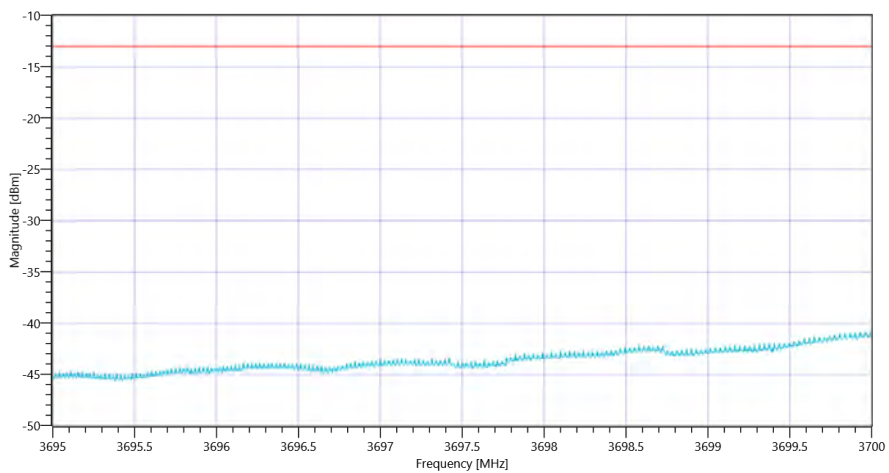
RefLevel [dBm] RefLevelOffset [dB] InpAtt [dB]	13.42 0 30
Start [MHz] Stop [MHz]	3695.000 3700.000
RBW [MHz] VBW [MHz]	0.300000 1.000000
Detector TraceMode	RMS MAXH
Sweep: Time [ms] Count Points per Section Type	30000 1 1001 SWE

RESULT lower band

Test Description	Lower Limit	Upper Limit	Measured	Unit	Verdict
Band power 1MHz					

RESULT lower band

Test Description	Lower Limit	Upper Limit	Measured	Unit	Verdict
Frequency [MHz] 3700.5	---	-13	-37.06	dBm	PASS
Frequency [MHz] 3701.5	---	-13	-37.97	dBm	PASS
Frequency [MHz] 3702.5	---	-13	-38.89	dBm	PASS
Frequency [MHz] 3703.5	---	-13	-39.37	dBm	PASS
Frequency [MHz] 3704.5	---	-13	-40.06	dBm	PASS



FCC, ISED # Block edge conducted ~ NR Band_77_B Ant-1 SCS-30

Test freq: low, UL[MHz]/CH 3715/0, CBW [MHz]: 30, RB_100PCT, Mod: 64QAM

READ SA SETTINGS:

RefLevel [dBm] RefLevelOffset [dB] InpAtt [dB]	12.55 0 30
Start [MHz] Stop [MHz]	3695.000 3700.000
RBW [MHz] VBW [MHz]	0.300000 1.000000
Detector TraceMode	RMS MAXH
Sweep: Time [ms] Count Points per Section Type	30000 1 1001 SWE

RESULT lower band

Test Description	Lower Limit	Upper Limit	Measured	Unit	Verdict
Band power 1MHz					
Frequency [MHz] 3700.5	---	-13	-37.62	dBm	PASS
Frequency [MHz] 3701.5	---	-13	-38.35	dBm	PASS
Frequency [MHz] 3702.5	---	-13	-39.51	dBm	PASS
Frequency [MHz] 3703.5	---	-13	-40.2	dBm	PASS
Frequency [MHz] 3704.5	---	-13	-40.59	dBm	PASS