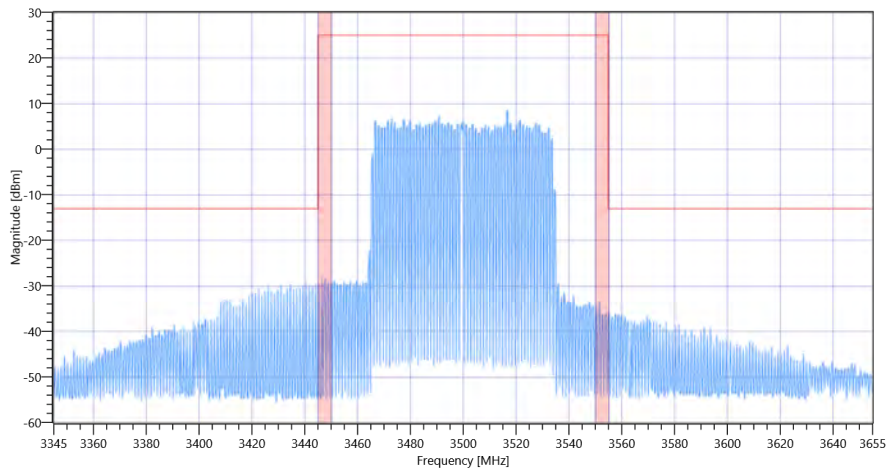


FCC, ISED # TX Emissions conducted ~ NR Band_77_A Ant-1 SCS-30 3500 MHz



FCC, ISED # TX Emissions conducted ~ NR Band_77_A Ant-1 SCS-30 3500

General verdict

PASS

FCC, ISED # TX Emissions conducted ~ NR Band_77_A Ant-1 SCS-30

Test References	
TC Start	30.06.2022 23:30:31
Ambit Temp [°C] Humidity [rel%]	25.1 46
System Version	3.2.0.2
Test Specification	FCC, ISED -
Test Method	
TC Version	0.0.1
My Description	FCC/ISED MobileRadio TX Emissions conducted - NR Band_77_A
Add. Information	

Test Parameter	
Technology to test	NR
Band	Band_77_A
SCS [kHz]	30
Waveform	CPOFDM
Antenna Port used	1
Temperature	nom
Voltage	nom
Frequency low to test	False
Frequency mid to test	True
Frequency high to test	False
Auto Control enabled Power Supply Climatic Box	No No
Additional Path Loss [dB]	0
Switched Path	None

Test Equipment	
Signal analyzer,Rohde&Schwarz,FSV-40,1307.9002K40/101042,3.70	

Test at BW [MHz]: 80

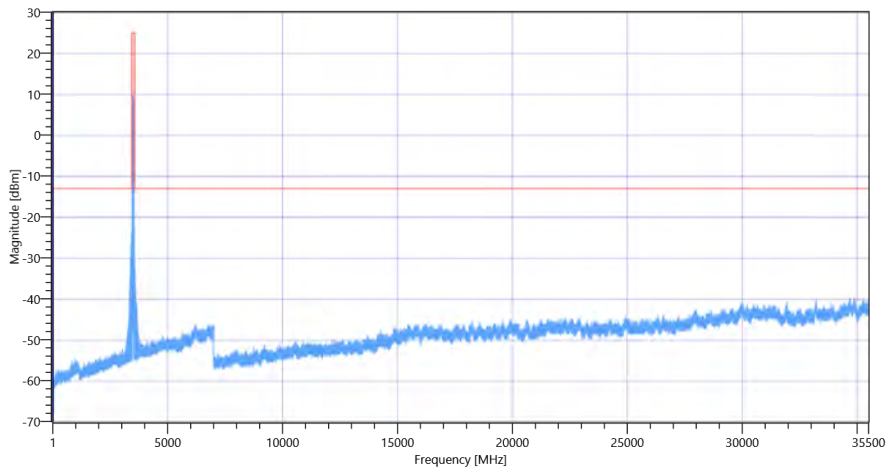
Test freq: mid, UL[MHz]/CH 3500/0, CBW [MHz]: 80, RB_100PCT, Mod: QPSK

READ SA SETTINGS:

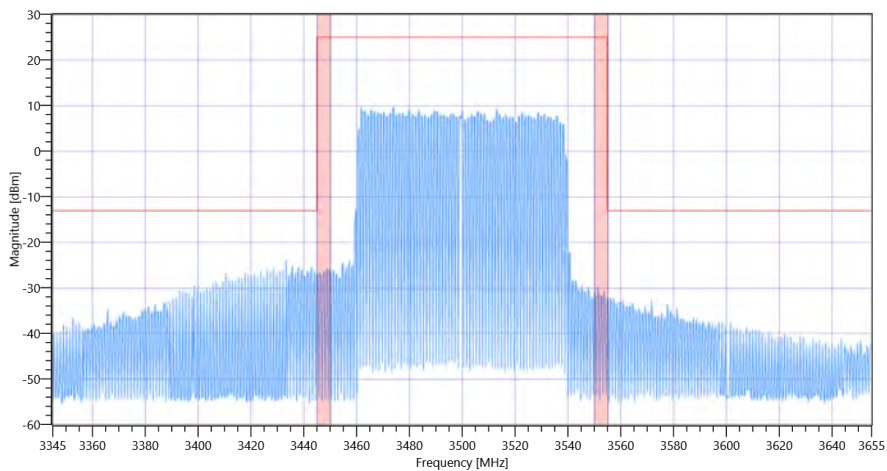
RefLevel [dBm] RefLevelOffset [dB] InpAtt [dB]	-1.35 0 15
Start [MHz] Stop [MHz]	1.000 401.000
RBW [MHz] VBW [MHz]	1.000000 3.000000
Detector TraceMode	POS MAXH
Sweep: Time [ms] Count Points per Section Type	1600 1 1001 SWE

RESULT Test freq: mid, UL[MHz]/CH 3500/0, CBW [MHz]: 80, RB_100PCT, Mod: QPSK

Test Description	Lower Limit	Upper Limit	Measured	Unit	Verdict
Peaks higher limit	---	0	0	no	PASS



FCC, ISED # TX Emissions conducted ~ NR Band_77_A Ant-1 SCS-30 3500 MHz



FCC, ISED # TX Emissions conducted ~ NR Band_77_A Ant-1 SCS-30 3500

Test freq: mid, UL[MHz]/CH 3500/0, CBW [MHz]: 80, RB_100PCT, Mod: 16QAM

READ SA SETTINGS:

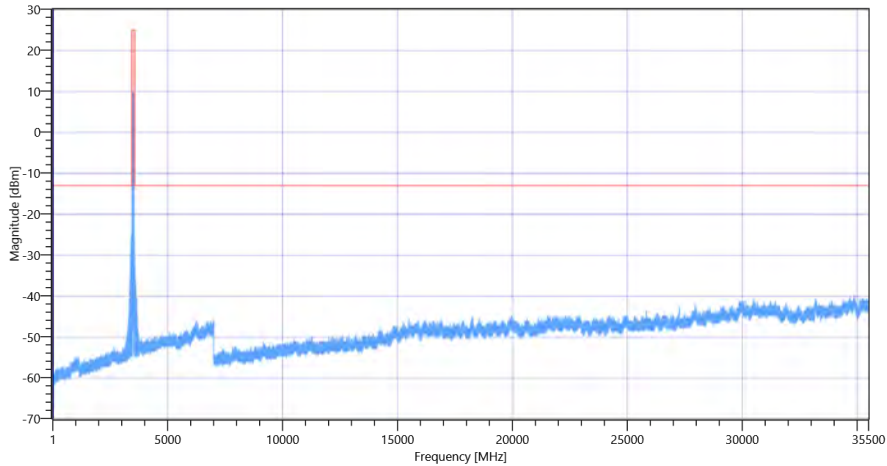
RefLevel [dBm] RefLevelOffset [dB] InpAtt [dB]	-1.28 0 15
Start [MHz] Stop [MHz]	1.000 401.000
RBW [MHz] VBW [MHz]	1.000000 3.000000

READ SA SETTINGS:

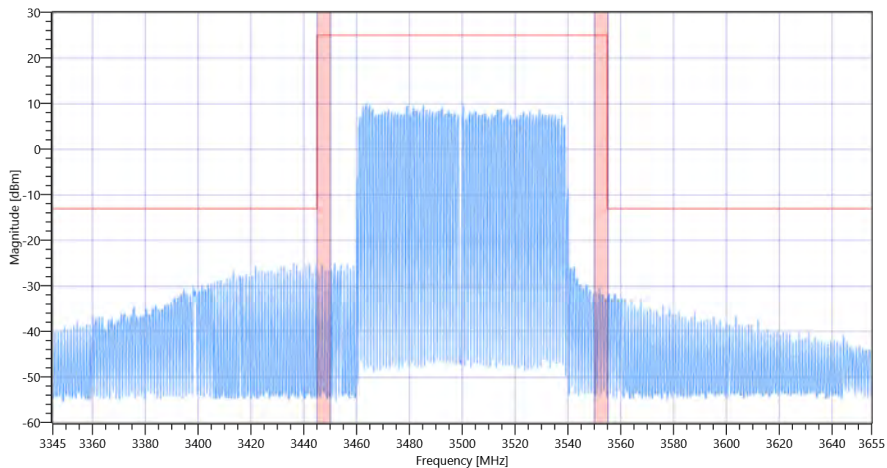
Detector | TraceMode POS | MAXH
Sweep: Time [ms] | Count | Points per Section | Type 1600 | 1 | 1001 | SWE

RESULT Test freq: mid, UL[MHz]/CH 3500/0, CBW [MHz]: 80, RB_100PCT, Mod: 16QAM

Test Description	Lower Limit	Upper Limit	Measured	Unit	Verdict
Peaks higher limit	---	0	0	no	PASS



FCC, ISED # TX Emissions conducted ~ NR Band_77_A Ant-1 SCS-30 3500 MHz



FCC, ISED # TX Emissions conducted ~ NR Band_77_A Ant-1 SCS-30 3500

Test freq: mid, UL[MHz]/CH 3500/0, CBW [MHz]: 80, RB_100PCT, Mod: 64QAM

READ SA SETTINGS:

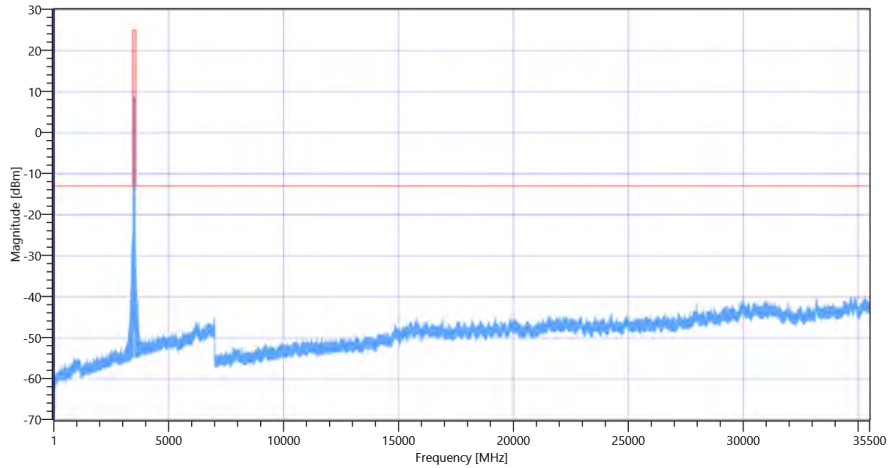
RefLevel [dBm] | RefLevelOffset [dB] | InpAtt [dB] -2.28 | 0 | 15
Start [MHz] | Stop [MHz] 1.000 | 401.000
RBW [MHz] | VBW [MHz] 1.000000 | 3.000000
Detector | TraceMode POS | MAXH
Sweep: Time [ms] | Count | Points per Section | Type 1600 | 1 | 1001 | SWE

RESULT Test freq: mid, UL[MHz]/CH 3500/0, CBW [MHz]: 80, RB_100PCT, Mod: 64QAM

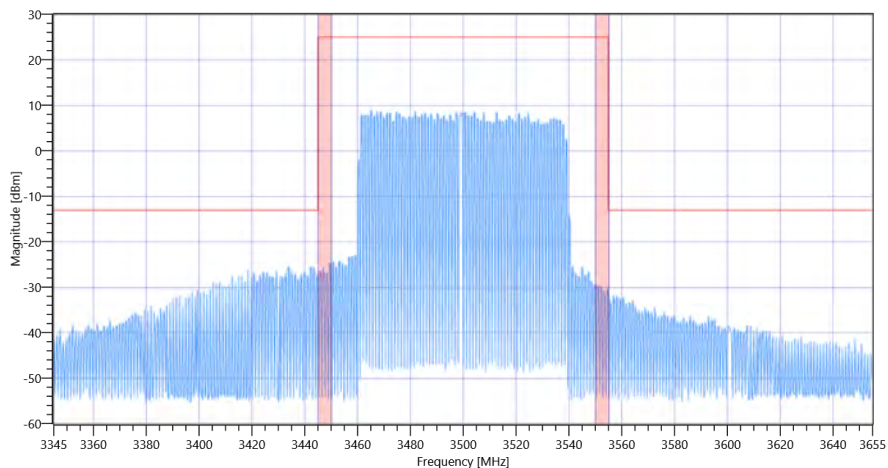
Test Description	Lower Limit	Upper Limit	Measured	Unit	Verdict
------------------	-------------	-------------	----------	------	---------

RESULT Test freq: mid, UL[MHz]/CH 3500/0, CBW [MHz]: 80, RB_100PCT, Mod: 64QAM

Test Description	Lower Limit	Upper Limit	Measured	Unit	Verdict
Peaks higher limit	---	0	0	no	PASS



FCC, ISED # TX Emissions conducted ~ NR Band_77_A Ant-1 SCS-30 3500 MHz



FCC, ISED # TX Emissions conducted ~ NR Band_77_A Ant-1 SCS-30 3500

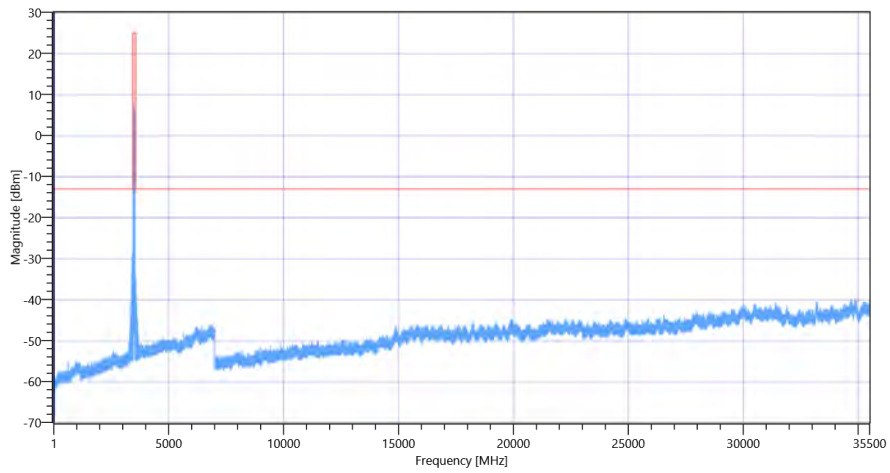
Test freq: mid, UL[MHz]/CH 3500/0, CBW [MHz]: 80, RB_100PCT, Mod: 256QAM

READ SA SETTINGS:

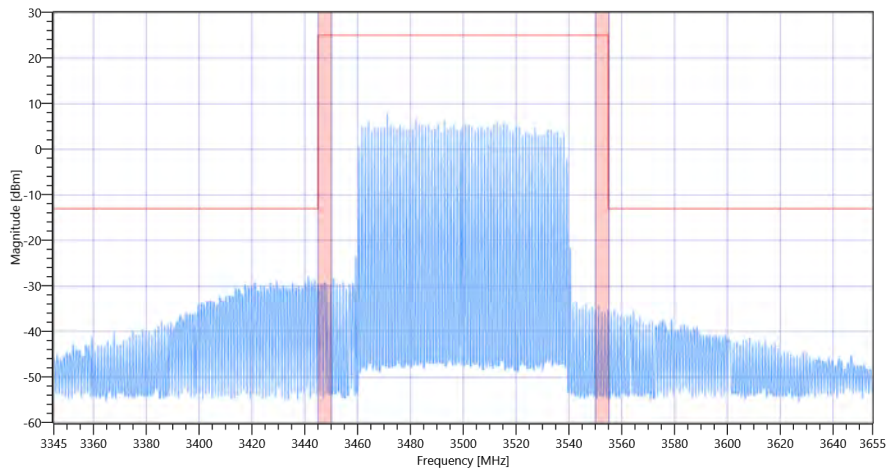
RefLevel [dBm] RefLevelOffset [dB] InpAtt [dB]	-3.49 0 15
Start [MHz] Stop [MHz]	1.000 401.000
RBW [MHz] VBW [MHz]	1.000000 3.000000
Detector TraceMode	POS MAXH
Sweep: Time [ms] Count Points per Section Type	1600 1 1001 SWE

RESULT Test freq: mid, UL[MHz]/CH 3500/0, CBW [MHz]: 80, RB_100PCT, Mod: 256QAM

Test Description	Lower Limit	Upper Limit	Measured	Unit	Verdict
Peaks higher limit	---	0	0	no	PASS



FCC, ISED # TX Emissions conducted ~ NR Band_77_A Ant-1 SCS-30 3500 MHz



FCC, ISED # TX Emissions conducted ~ NR Band_77_A Ant-1 SCS-30 3500

General verdict

PASS

FCC, ISED # TX Emissions conducted ~ NR Band_77_A Ant-1 SCS-30

Test References	
TC Start	30.06.2022 23:03:02
Ambit Temp [°C] Humidity [rel%]	25.3 45
System Version	3.2.0.2
Test Specification	FCC, ISED -
Test Method	
TC Version	0.0.1
My Description	FCC/ISED MobileRadio TX Emissions conducted - NR Band_77_A
Add. Information	

Test Parameter	
Technology to test	NR
Band	Band_77_A
SCS [kHz]	30
Waveform	CPOFDM
Antenna Port used	1
Temperature	nom
Voltage	nom
Frequency low to test	False
Frequency mid to test	True
Frequency high to test	False
Auto Control enabled Power Supply Climatic Box	No No
Additional Path Loss [dB]	0
Switched Path	None

Test Equipment	
Signal analyzer,Rohde&Schwarz,FSV-40,1307.9002K40/101042,3.70	

Test at BW [MHz]: 90

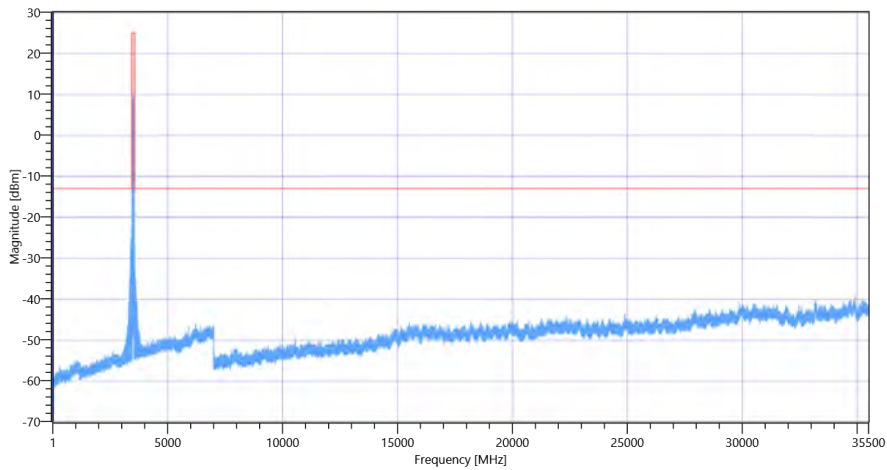
Test freq: mid, UL[MHz]/CH 3500/0, CBW [MHz]: 90, RB_100PCT, Mod: QPSK

READ SA SETTINGS:

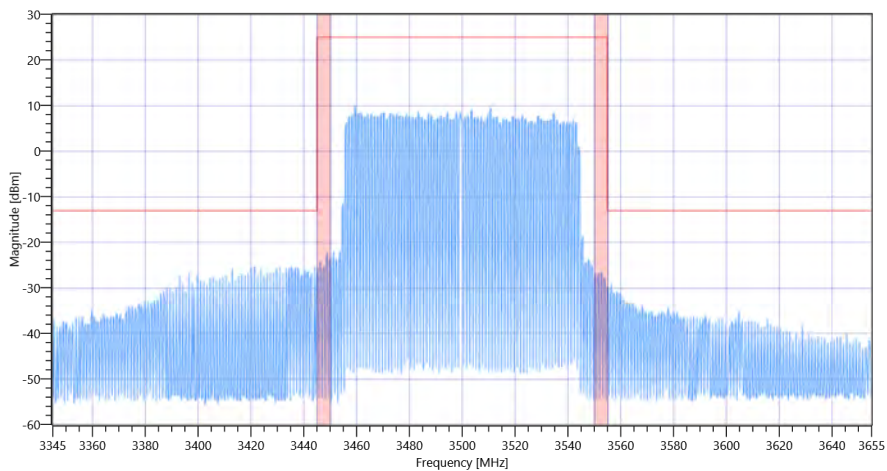
RefLevel [dBm] RefLevelOffset [dB] InpAtt [dB]	-2.75 0 15
Start [MHz] Stop [MHz]	1.000 401.000
RBW [MHz] VBW [MHz]	1.000000 3.000000
Detector TraceMode	POS MAXH
Sweep: Time [ms] Count Points per Section Type	1600 1 1001 SWE

RESULT Test freq: mid, UL[MHz]/CH 3500/0, CBW [MHz]: 90, RB_100PCT, Mod: QPSK

Test Description	Lower Limit	Upper Limit	Measured	Unit	Verdict
Peaks higher limit	---	0	0	no	PASS



FCC, ISED # TX Emissions conducted ~ NR Band_77_A Ant-1 SCS-30 3500 MHz



FCC, ISED # TX Emissions conducted ~ NR Band_77_A Ant-1 SCS-30 3500

Test freq: mid, UL[MHz]/CH 3500/0, CBW [MHz]: 90, RB_100PCT, Mod: 16QAM

READ SA SETTINGS:

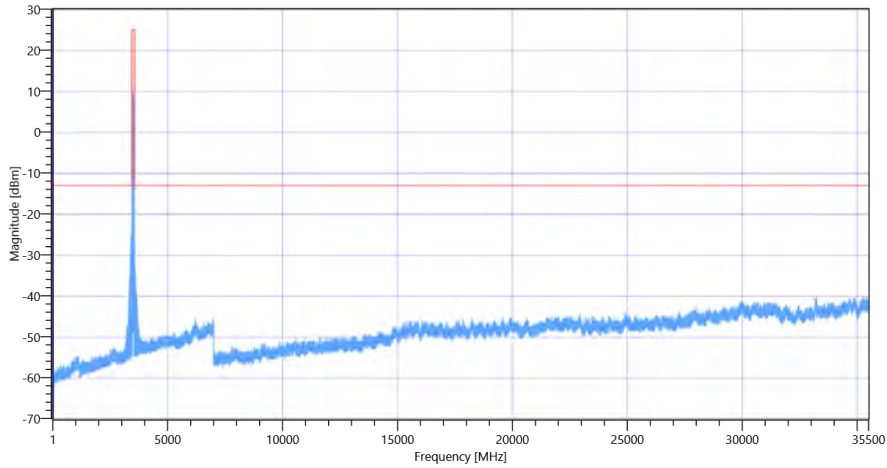
RefLevel [dBm] RefLevelOffset [dB] InpAtt [dB]	-1.61 0 15
Start [MHz] Stop [MHz]	1.000 401.000
RBW [MHz] VBW [MHz]	1.000000 3.000000

READ SA SETTINGS:

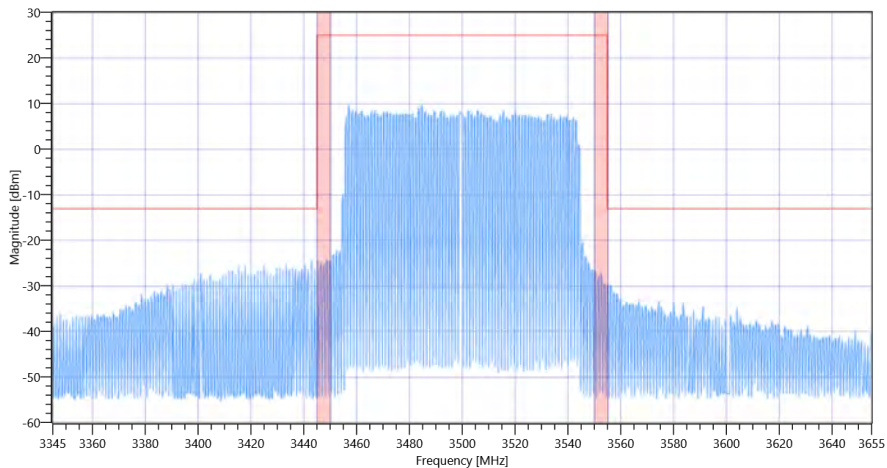
Detector | TraceMode POS | MAXH
Sweep: Time [ms] | Count | Points per Section | Type 1600 | 1 | 1001 | SWE

RESULT Test freq: mid, UL[MHz]/CH 3500/0, CBW [MHz]: 90, RB_100PCT, Mod: 16QAM

Test Description	Lower Limit	Upper Limit	Measured	Unit	Verdict
Peaks higher limit	---	0	0	no	PASS



FCC, ISED # TX Emissions conducted ~ NR Band_77_A Ant-1 SCS-30 3500 MHz



FCC, ISED # TX Emissions conducted ~ NR Band_77_A Ant-1 SCS-30 3500

Test freq: mid, UL[MHz]/CH 3500/0, CBW [MHz]: 90, RB_100PCT, Mod: 64QAM

READ SA SETTINGS:

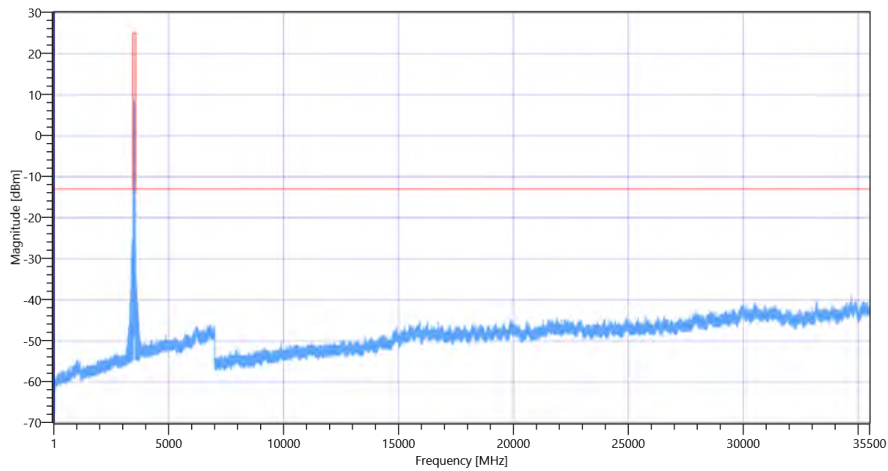
RefLevel [dBm] | RefLevelOffset [dB] | InpAtt [dB] -2.30 | 0 | 15
Start [MHz] | Stop [MHz] 1.000 | 401.000
RBW [MHz] | VBW [MHz] 1.000000 | 3.000000
Detector | TraceMode POS | MAXH
Sweep: Time [ms] | Count | Points per Section | Type 1600 | 1 | 1001 | SWE

RESULT Test freq: mid, UL[MHz]/CH 3500/0, CBW [MHz]: 90, RB_100PCT, Mod: 64QAM

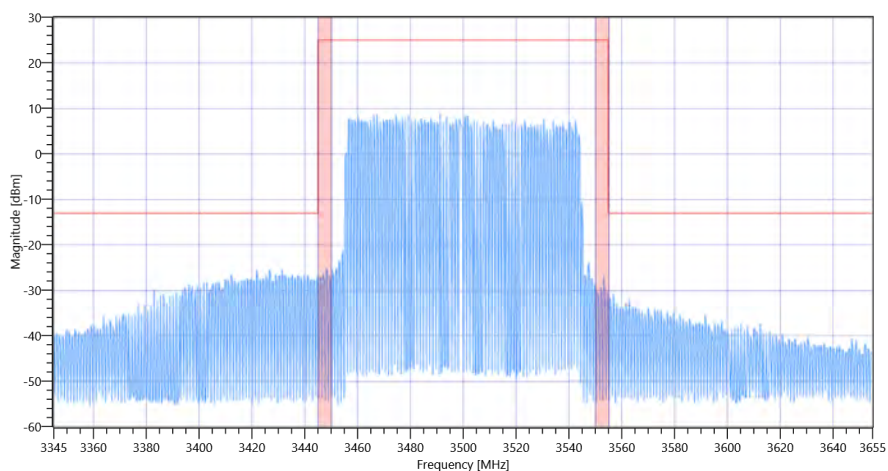
Test Description	Lower Limit	Upper Limit	Measured	Unit	Verdict
------------------	-------------	-------------	----------	------	---------

RESULT Test freq: mid, UL[MHz]/CH 3500/0, CBW [MHz]: 90, RB_100PCT, Mod: 64QAM

Test Description	Lower Limit	Upper Limit	Measured	Unit	Verdict
Peaks higher limit	---	0	0	no	PASS



FCC, ISED # TX Emissions conducted ~ NR Band_77_A Ant-1 SCS-30 3500 MHz



FCC, ISED # TX Emissions conducted ~ NR Band_77_A Ant-1 SCS-30 3500

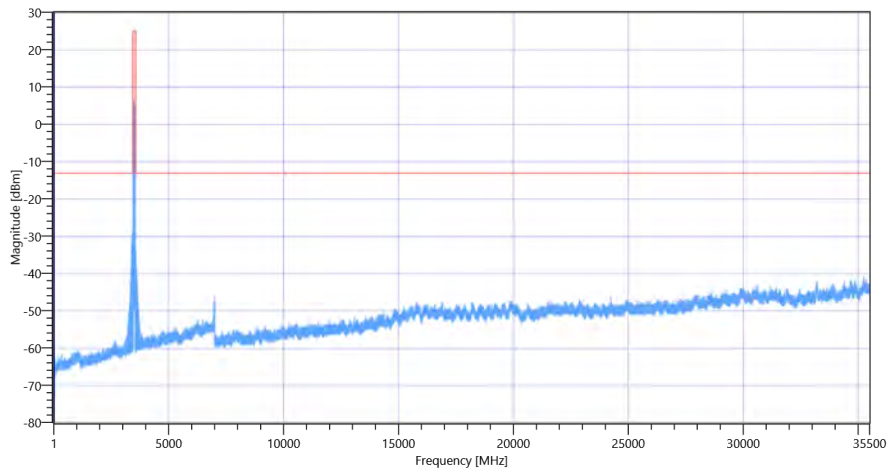
Test freq: mid, UL[MHz]/CH 3500/0, CBW [MHz]: 90, RB_100PCT, Mod: 256QAM

READ SA SETTINGS:

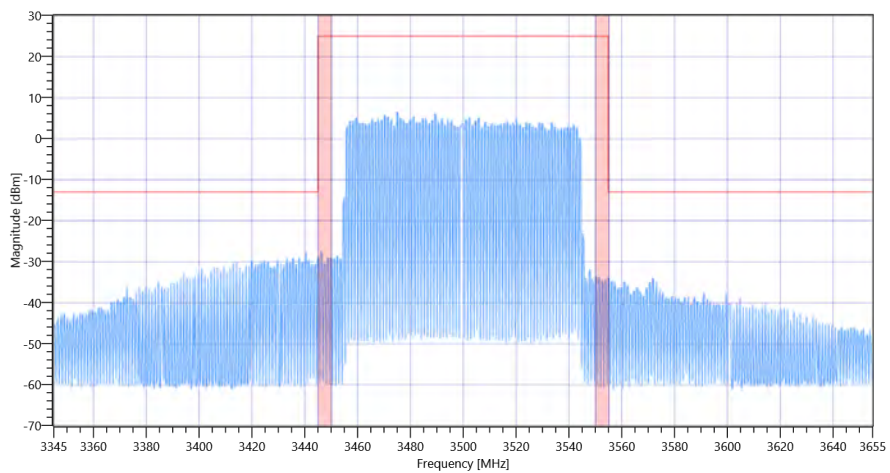
RefLevel [dBm] RefLevelOffset [dB] InpAtt [dB]	-5.02 0 10
Start [MHz] Stop [MHz]	1.000 401.000
RBW [MHz] VBW [MHz]	1.000000 3.000000
Detector TraceMode	POS MAXH
Sweep: Time [ms] Count Points per Section Type	1600 1 1001 SWE

RESULT Test freq: mid, UL[MHz]/CH 3500/0, CBW [MHz]: 90, RB_100PCT, Mod: 256QAM

Test Description	Lower Limit	Upper Limit	Measured	Unit	Verdict
Peaks higher limit	---	0	0	no	PASS



FCC, ISED # TX Emissions conducted ~ NR Band_77_A Ant-1 SCS-30 3500 MHz



FCC, ISED # TX Emissions conducted ~ NR Band_77_A Ant-1 SCS-30 3500

General verdict

PASS

FCC, ISED # TX Emissions conducted ~ NR Band_77_A Ant-1 SCS-30

Test References	
TC Start	30.06.2022 22:29:45
Ambit Temp [°C] Humidity [rel%]	25.5 45
System Version	3.2.0.2
Test Specification	FCC, ISED -
Test Method	
TC Version	0.0.1
My Description	FCC/ISED MobileRadio TX Emissions conducted - NR Band_77_A
Add. Information	

Test Parameter	
Technology to test	NR
Band	Band_77_A
SCS [kHz]	30
Waveform	CPOFDM
Antenna Port used	1
Temperature	nom
Voltage	nom
Frequency low to test	False
Frequency mid to test	True
Frequency high to test	False
Auto Control enabled Power Supply Climatic Box	No No
Additional Path Loss [dB]	0
Switched Path	None

Test Equipment	
Signal analyzer,Rohde&Schwarz,FSV-40,1307.9002K40/101042,3.70	

Test at BW [MHz]: 100

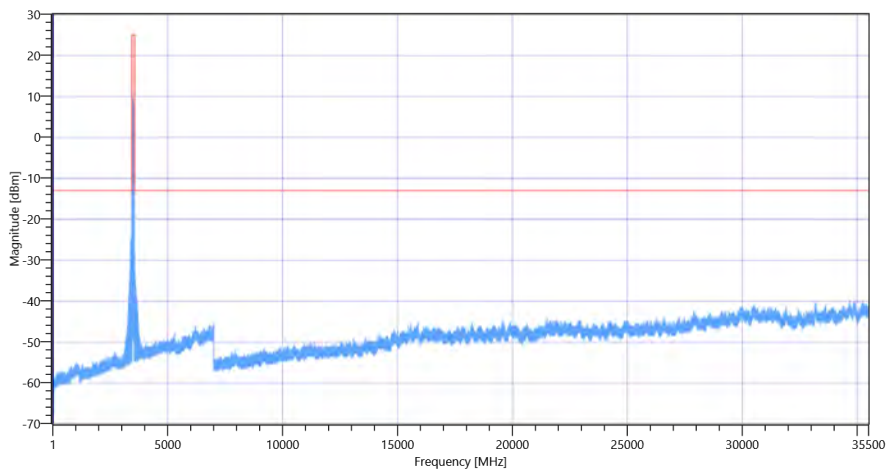
Test freq: mid, UL[MHz]/CH 3500/0, CBW [MHz]: 100, RB_100PCT, Mod: QPSK

READ SA SETTINGS:

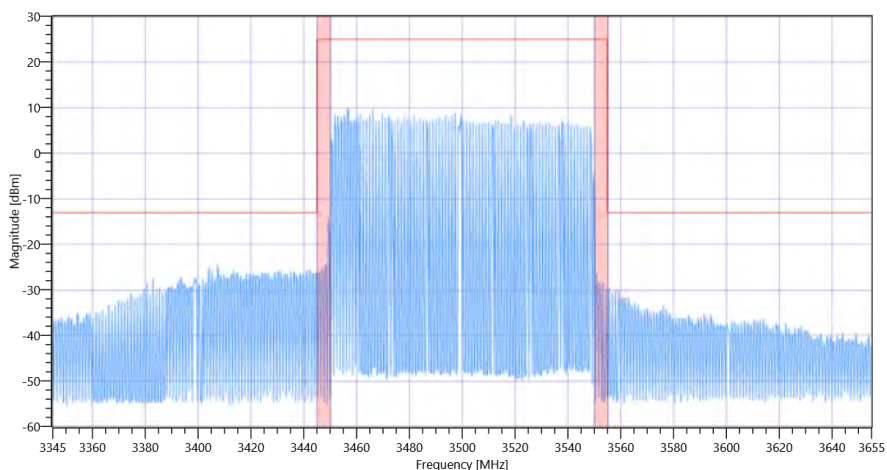
RefLevel [dBm] RefLevelOffset [dB] InpAtt [dB]	-3.28 0 15
Start [MHz] Stop [MHz]	1.000 401.000
RBW [MHz] VBW [MHz]	1.000000 3.000000
Detector TraceMode	POS MAXH
Sweep: Time [ms] Count Points per Section Type	1600 1 1001 SWE

RESULT Test freq: mid, UL[MHz]/CH 3500/0, CBW [MHz]: 100, RB_100PCT, Mod: QPSK

Test Description	Lower Limit	Upper Limit	Measured	Unit	Verdict
Peaks higher limit	---	0	0	no	PASS



FCC, ISED # TX Emissions conducted ~ NR Band_77_A Ant-1 SCS-30 3500 MHz



FCC, ISED # TX Emissions conducted ~ NR Band_77_A Ant-1 SCS-30 3500

Test freq: mid, UL[MHz]/CH 3500/0, CBW [MHz]: 100, RB_100PCT, Mod: 16QAM

READ SA SETTINGS:

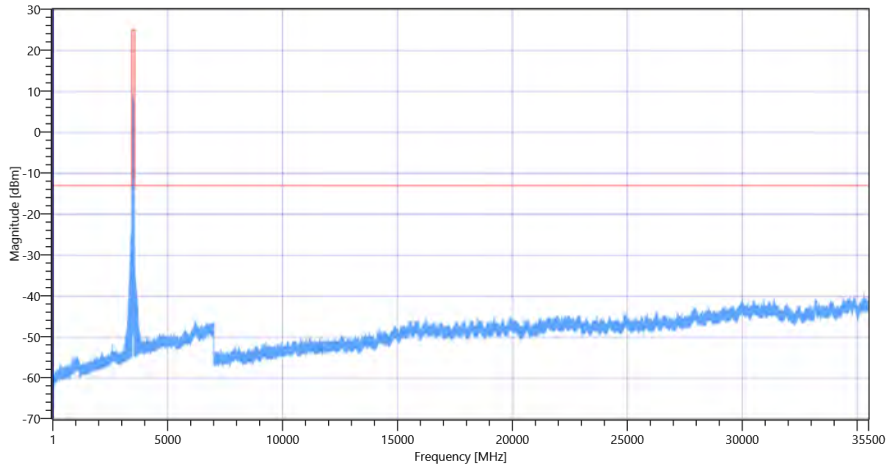
RefLevel [dBm] RefLevelOffset [dB] InpAtt [dB]	-2.37 0 15
Start [MHz] Stop [MHz]	1.000 401.000
RBW [MHz] VBW [MHz]	1.000000 3.000000

READ SA SETTINGS:

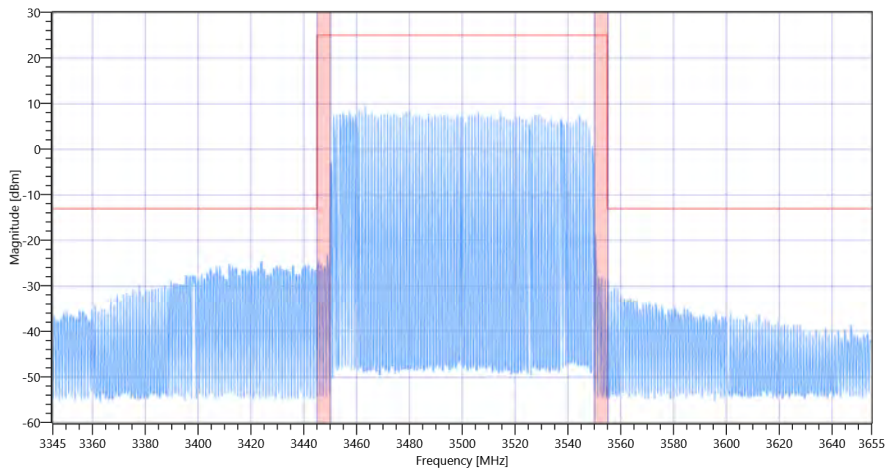
Detector | TraceMode POS | MAXH
Sweep: Time [ms] | Count | Points per Section | Type 1600 | 1 | 1001 | SWE

RESULT Test freq: mid, UL[MHz]/CH 3500/0, CBW [MHz]: 100, RB_100PCT, Mod: 16QAM

Test Description	Lower Limit	Upper Limit	Measured	Unit	Verdict
Peaks higher limit	---	0	0	no	PASS



FCC, ISED # TX Emissions conducted ~ NR Band_77_A Ant-1 SCS-30 3500 MHz



FCC, ISED # TX Emissions conducted ~ NR Band_77_A Ant-1 SCS-30 3500

Test freq: mid, UL[MHz]/CH 3500/0, CBW [MHz]: 100, RB_100PCT, Mod: 64QAM

READ SA SETTINGS:

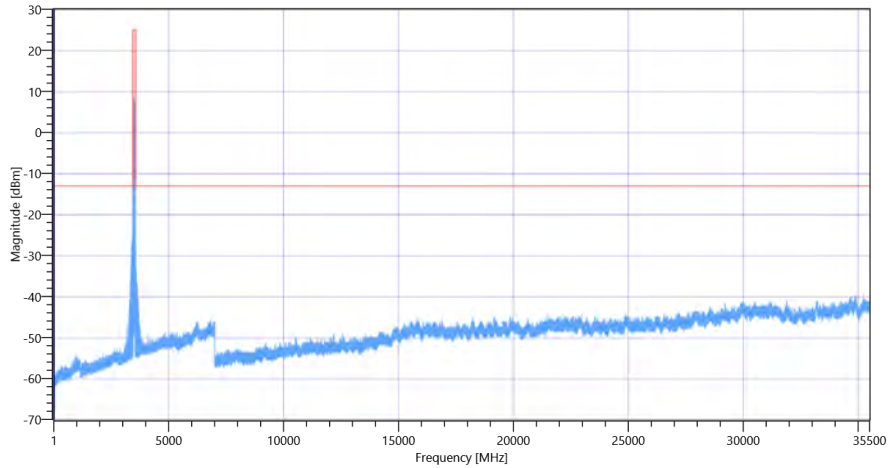
RefLevel [dBm] | RefLevelOffset [dB] | InpAtt [dB] -3.01 | 0 | 15
Start [MHz] | Stop [MHz] 1.000 | 401.000
RBW [MHz] | VBW [MHz] 1.000000 | 3.000000
Detector | TraceMode POS | MAXH
Sweep: Time [ms] | Count | Points per Section | Type 1600 | 1 | 1001 | SWE

RESULT Test freq: mid, UL[MHz]/CH 3500/0, CBW [MHz]: 100, RB_100PCT, Mod: 64QAM

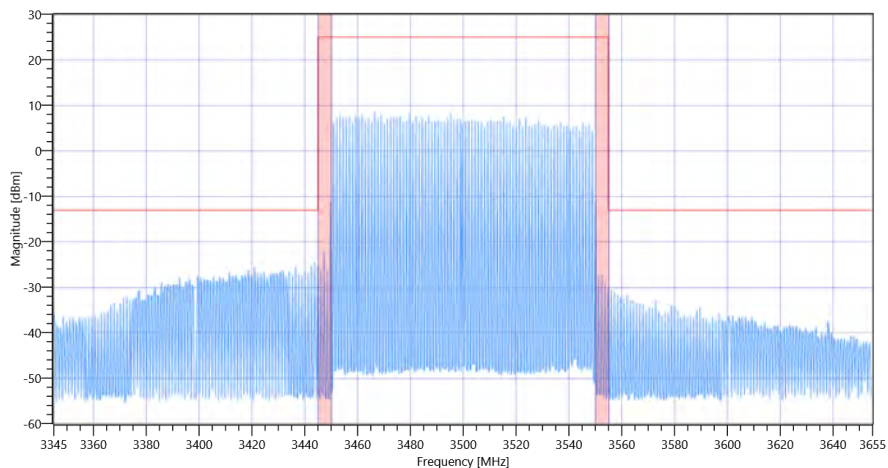
Test Description	Lower Limit	Upper Limit	Measured	Unit	Verdict
------------------	-------------	-------------	----------	------	---------

RESULT Test freq: mid, UL[MHz]/CH 3500/0, CBW [MHz]: 100, RB_100PCT, Mod: 64QAM

Test Description	Lower Limit	Upper Limit	Measured	Unit	Verdict
Peaks higher limit	---	0	0	no	PASS



FCC, ISED # TX Emissions conducted ~ NR Band_77_A Ant-1 SCS-30 3500 MHz



FCC, ISED # TX Emissions conducted ~ NR Band_77_A Ant-1 SCS-30 3500

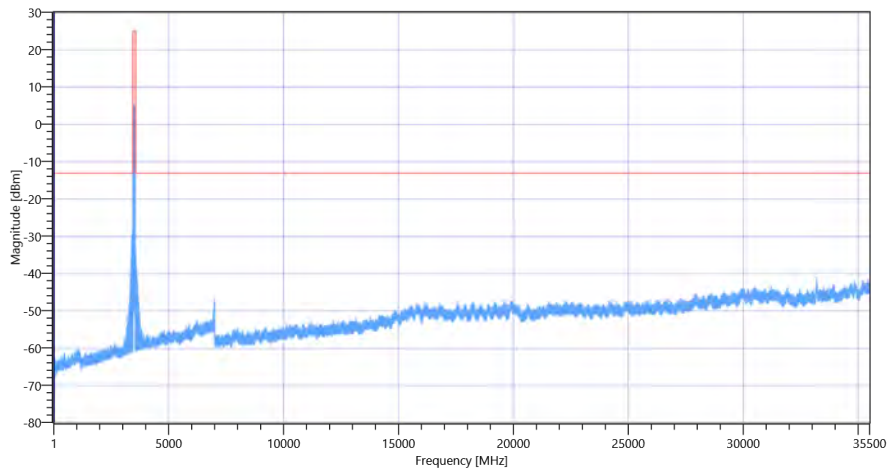
Test freq: mid, UL[MHz]/CH 3500/0, CBW [MHz]: 100, RB_100PCT, Mod: 256QAM

READ SA SETTINGS:

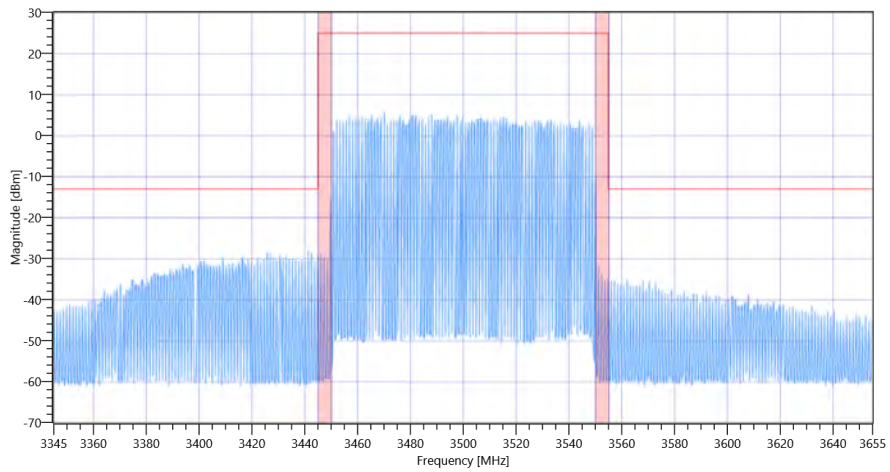
RefLevel [dBm] RefLevelOffset [dB] InpAtt [dB]	-5.32 0 10
Start [MHz] Stop [MHz]	1.000 401.000
RBW [MHz] VBW [MHz]	1.000000 3.000000
Detector TraceMode	POS MAXH
Sweep: Time [ms] Count Points per Section Type	1600 1 1001 SWE

RESULT Test freq: mid, UL[MHz]/CH 3500/0, CBW [MHz]: 100, RB_100PCT, Mod: 256QAM

Test Description	Lower Limit	Upper Limit	Measured	Unit	Verdict
Peaks higher limit	---	0	0	no	PASS



FCC, ISED # TX Emissions conducted ~ NR Band_77_A Ant-1 SCS-30 3500 MHz



FCC, ISED # TX Emissions conducted ~ NR Band_77_A Ant-1 SCS-30 3500

General verdict

PASS

FCC, ISED # TX Emissions conducted ~ NR Band_77_A Ant-1 SCS-30

Test References	
TC Start	30.06.2022 21:59:50
Ambit Temp [°C] Humidity [rel%]	25.6 45
System Version	3.2.0.2
Test Specification	FCC, ISED -
Test Method	
TC Version	0.0.1
My Description	FCC/ISED MobileRadio TX Emissions conducted - NR Band_77_A
Add. Information	

Test Parameter	
Technology to test	NR
Band	Band_77_A
SCS [kHz]	30
Waveform	CPOFDM
Antenna Port used	1
Temperature	nom
Voltage	nom
Frequency low to test	False
Frequency mid to test	False
Frequency high to test	True
Auto Control enabled Power Supply Climatic Box	No No
Additional Path Loss [dB]	0
Switched Path	None

Test Equipment	
Signal analyzer,Rohde&Schwarz,FSV-40,1307.9002K40/101042,3.70	

Test at BW [MHz]: 10

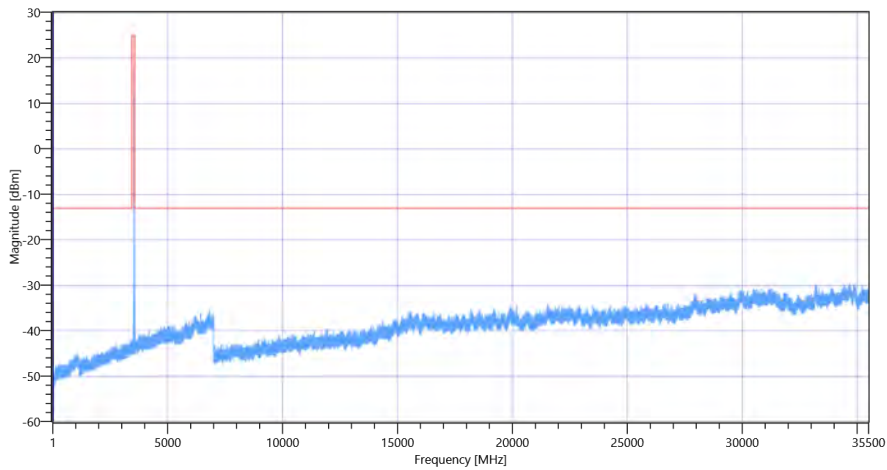
Test freq: high, UL[MHz]/CH 3545/0, CBW [MHz]: 10, RB_100PCT, Mod: QPSK

READ SA SETTINGS:

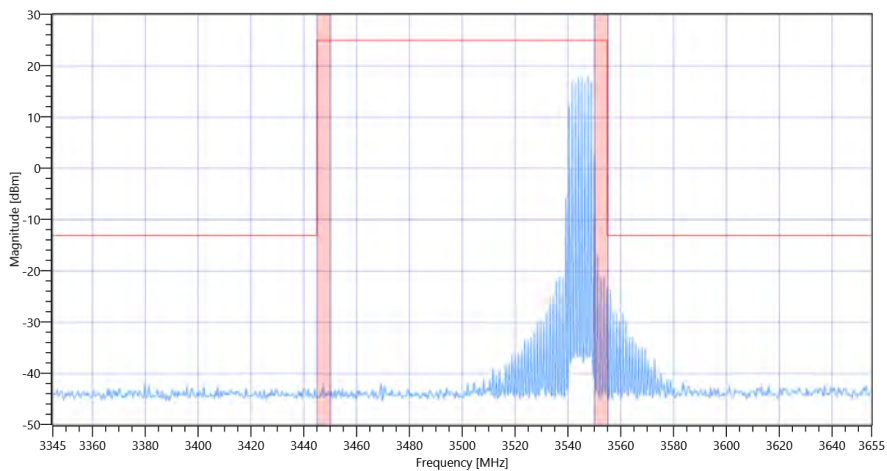
RefLevel [dBm] RefLevelOffset [dB] InpAtt [dB]	5.36 0 25
Start [MHz] Stop [MHz]	1.000 401.000
RBW [MHz] VBW [MHz]	1.000000 3.000000
Detector TraceMode	POS MAXH
Sweep: Time [ms] Count Points per Section Type	1600 1 1001 SWE

RESULT Test freq: high, UL[MHz]/CH 3545/0, CBW [MHz]: 10, RB_100PCT, Mod: QPSK

Test Description	Lower Limit	Upper Limit	Measured	Unit	Verdict
Peaks higher limit	---	0	0	no	PASS



FCC, ISED # TX Emissions conducted ~ NR Band_77_A Ant-1 SCS-30 3545 MHz



FCC, ISED # TX Emissions conducted ~ NR Band_77_A Ant-1 SCS-30 3545

Test freq: high, UL[MHz]/CH 3545/0, CBW [MHz]: 10, RB_100PCT, Mod: 16QAM

READ SA SETTINGS:

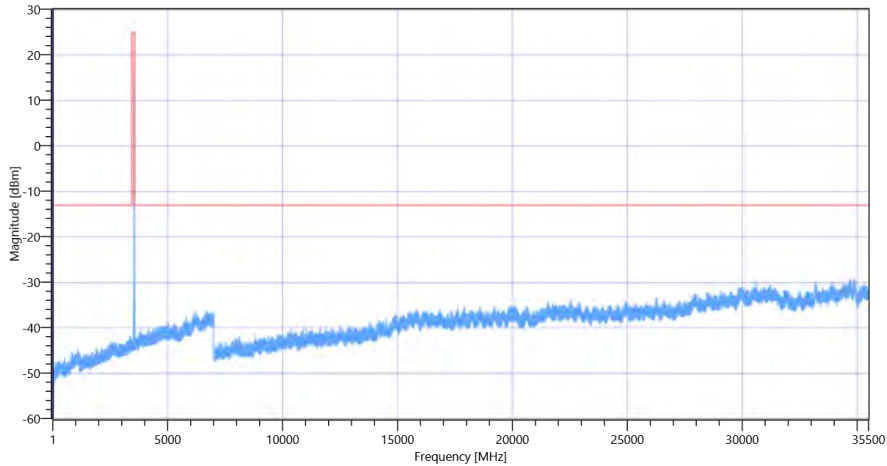
RefLevel [dBm] RefLevelOffset [dB] InpAtt [dB]	6.76 0 25
Start [MHz] Stop [MHz]	1.000 401.000
RBW [MHz] VBW [MHz]	1.000000 3.000000

READ SA SETTINGS:

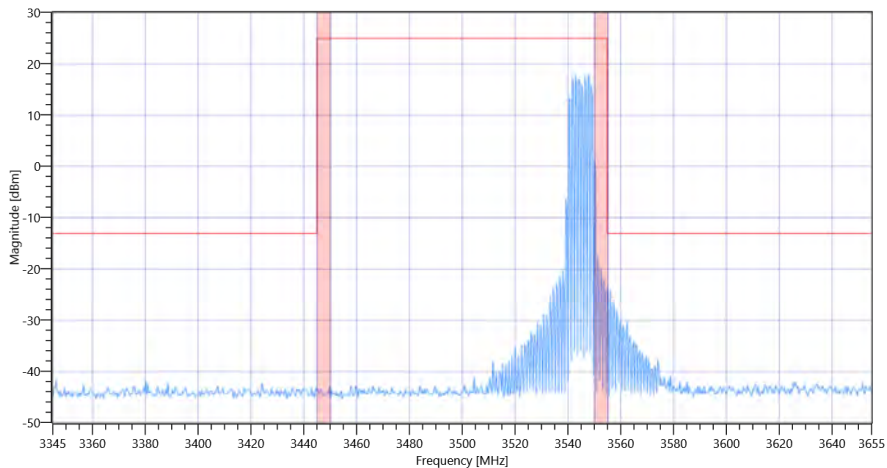
Detector | TraceMode POS | MAXH
Sweep: Time [ms] | Count | Points per Section | Type 1600 | 1 | 1001 | SWE

RESULT Test freq: high, UL[MHz]/CH 3545/0, CBW [MHz]: 10, RB_100PCT, Mod: 16QAM

Test Description	Lower Limit	Upper Limit	Measured	Unit	Verdict
Peaks higher limit	---	0	0	no	PASS



FCC, ISED # TX Emissions conducted ~ NR Band_77_A Ant-1 SCS-30 3545 MHz



FCC, ISED # TX Emissions conducted ~ NR Band_77_A Ant-1 SCS-30 3545

Test freq: high, UL[MHz]/CH 3545/0, CBW [MHz]: 10, RB_100PCT, Mod: 64QAM

READ SA SETTINGS:

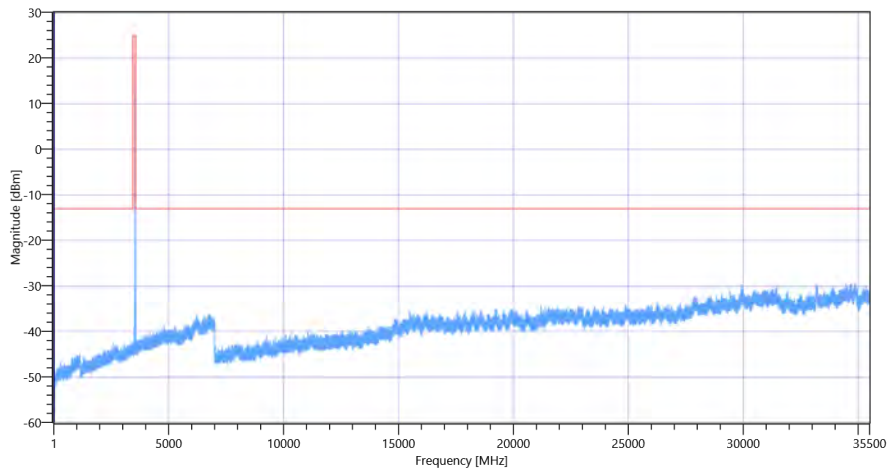
RefLevel [dBm] | RefLevelOffset [dB] | InpAtt [dB] 6.85 | 0 | 25
Start [MHz] | Stop [MHz] 1.000 | 401.000
RBW [MHz] | VBW [MHz] 1.000000 | 3.000000
Detector | TraceMode POS | MAXH
Sweep: Time [ms] | Count | Points per Section | Type 1600 | 1 | 1001 | SWE

RESULT Test freq: high, UL[MHz]/CH 3545/0, CBW [MHz]: 10, RB_100PCT, Mod: 64QAM

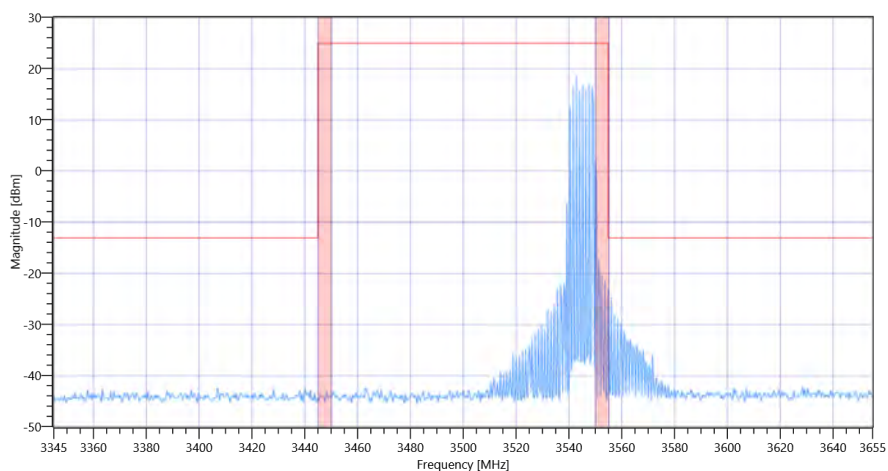
Test Description	Lower Limit	Upper Limit	Measured	Unit	Verdict
------------------	-------------	-------------	----------	------	---------

RESULT Test freq: high, UL[MHz]/CH 3545/0, CBW [MHz]: 10, RB_100PCT, Mod: 64QAM

Test Description	Lower Limit	Upper Limit	Measured	Unit	Verdict
Peaks higher limit	---	0	0	no	PASS



FCC, ISED # TX Emissions conducted ~ NR Band_77_A Ant-1 SCS-30 3545 MHz



FCC, ISED # TX Emissions conducted ~ NR Band_77_A Ant-1 SCS-30 3545

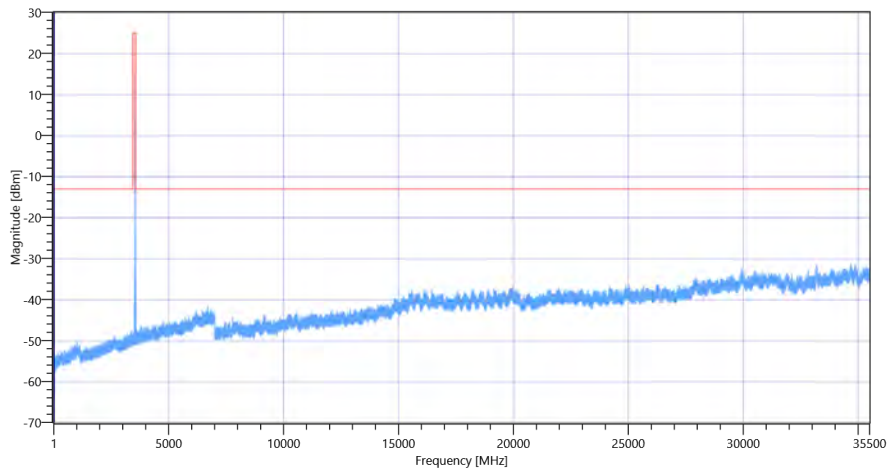
Test freq: high, UL[MHz]/CH 3545/0, CBW [MHz]: 10, RB_100PCT, Mod: 256QAM

READ SA SETTINGS:

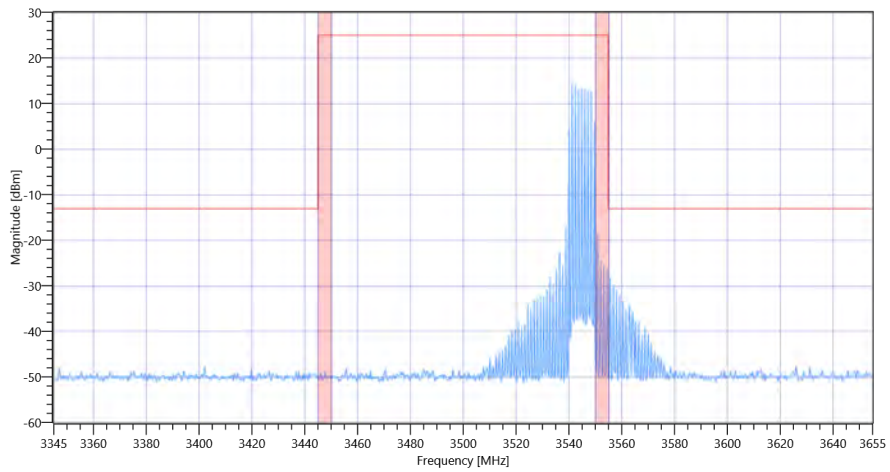
RefLevel [dBm] RefLevelOffset [dB] InpAtt [dB]	3.63 0 20
Start [MHz] Stop [MHz]	1.000 401.000
RBW [MHz] VBW [MHz]	1.000000 3.000000
Detector TraceMode	POS MAXH
Sweep: Time [ms] Count Points per Section Type	1600 1 1001 SWE

RESULT Test freq: high, UL[MHz]/CH 3545/0, CBW [MHz]: 10, RB_100PCT, Mod: 256QAM

Test Description	Lower Limit	Upper Limit	Measured	Unit	Verdict
Peaks higher limit	---	0	0	no	PASS



FCC, ISED # TX Emissions conducted ~ NR Band_77_A Ant-1 SCS-30 3545 MHz



FCC, ISED # TX Emissions conducted ~ NR Band_77_A Ant-1 SCS-30 3545

General verdict

PASS

FCC, ISED # TX Emissions conducted ~ NR Band_77_A Ant-1 SCS-30

Test References	
TC Start	30.06.2022 21:34:14
Ambit Temp [°C] Humidity [rel%]	25.7 45
System Version	3.2.0.2
Test Specification	FCC, ISED -
Test Method	
TC Version	0.0.1
My Description	FCC/ISED MobileRadio TX Emissions conducted - NR Band_77_A
Add. Information	

Test Parameter	
Technology to test	NR
Band	Band_77_A
SCS [kHz]	30
Waveform	CPOFDM
Antenna Port used	1
Temperature	nom
Voltage	nom
Frequency low to test	False
Frequency mid to test	False
Frequency high to test	True
Auto Control enabled Power Supply Climatic Box	No No
Additional Path Loss [dB]	0
Switched Path	None

Test Equipment	
Signal analyzer,Rohde&Schwarz,FSV-40,1307.9002K40/101042,3.70	

Test at BW [MHz]: 20

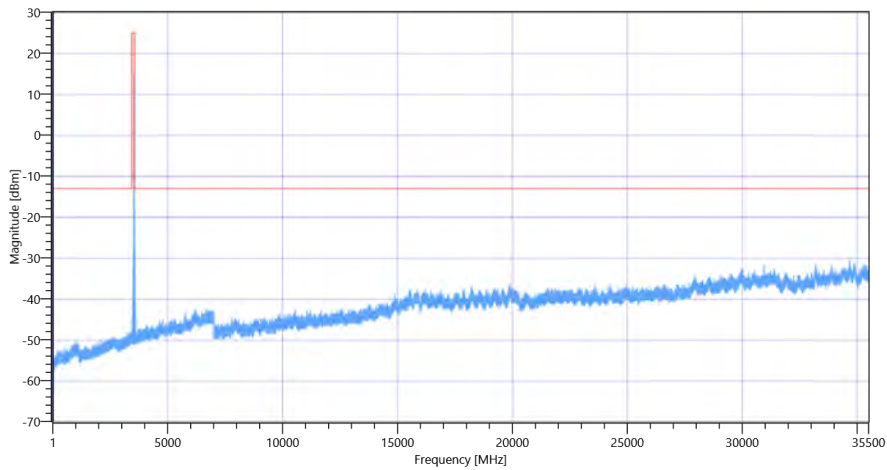
Test freq: high, UL[MHz]/CH 3540/0, CBW [MHz]: 20, RB_100PCT, Mod: QPSK

READ SA SETTINGS:

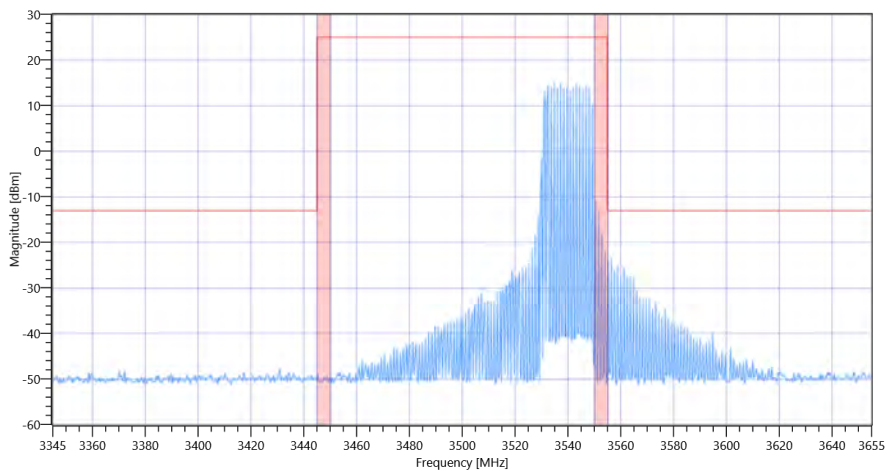
RefLevel [dBm] RefLevelOffset [dB] InpAtt [dB]	2.81 0 20
Start [MHz] Stop [MHz]	1.000 401.000
RBW [MHz] VBW [MHz]	1.000000 3.000000
Detector TraceMode	POS MAXH
Sweep: Time [ms] Count Points per Section Type	1600 1 1001 SWE

RESULT Test freq: high, UL[MHz]/CH 3540/0, CBW [MHz]: 20, RB_100PCT, Mod: QPSK

Test Description	Lower Limit	Upper Limit	Measured	Unit	Verdict
Peaks higher limit	---	0	0	no	PASS



FCC, ISED # TX Emissions conducted ~ NR Band_77_A Ant-1 SCS-30 3540 MHz



FCC, ISED # TX Emissions conducted ~ NR Band_77_A Ant-1 SCS-30 3540

Test freq: high, UL[MHz]/CH 3540/0, CBW [MHz]: 20, RB_100PCT, Mod: 16QAM

READ SA SETTINGS:

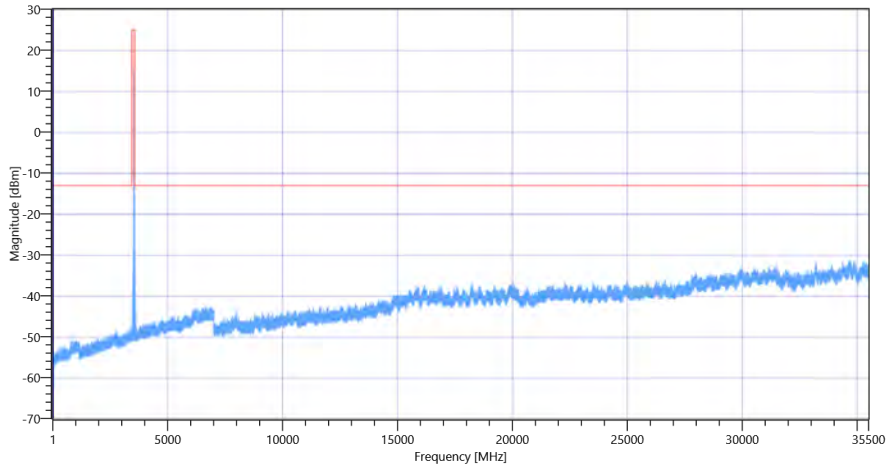
RefLevel [dBm] RefLevelOffset [dB] InpAtt [dB]	3.59 0 20
Start [MHz] Stop [MHz]	1.000 401.000
RBW [MHz] VBW [MHz]	1.000000 3.000000

READ SA SETTINGS:

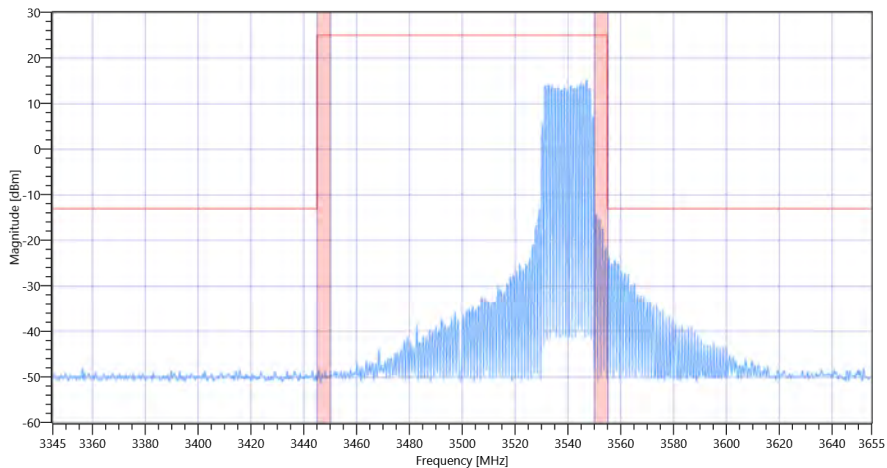
Detector | TraceMode POS | MAXH
Sweep: Time [ms] | Count | Points per Section | Type 1600 | 1 | 1001 | SWE

RESULT Test freq: high, UL[MHz]/CH 3540/0, CBW [MHz]: 20, RB_100PCT, Mod: 16QAM

Test Description	Lower Limit	Upper Limit	Measured	Unit	Verdict
Peaks higher limit	---	0	0	no	PASS



FCC, ISED # TX Emissions conducted ~ NR Band_77_A Ant-1 SCS-30 3540 MHz



FCC, ISED # TX Emissions conducted ~ NR Band_77_A Ant-1 SCS-30 3540

Test freq: high, UL[MHz]/CH 3540/0, CBW [MHz]: 20, RB_100PCT, Mod: 64QAM

READ SA SETTINGS:

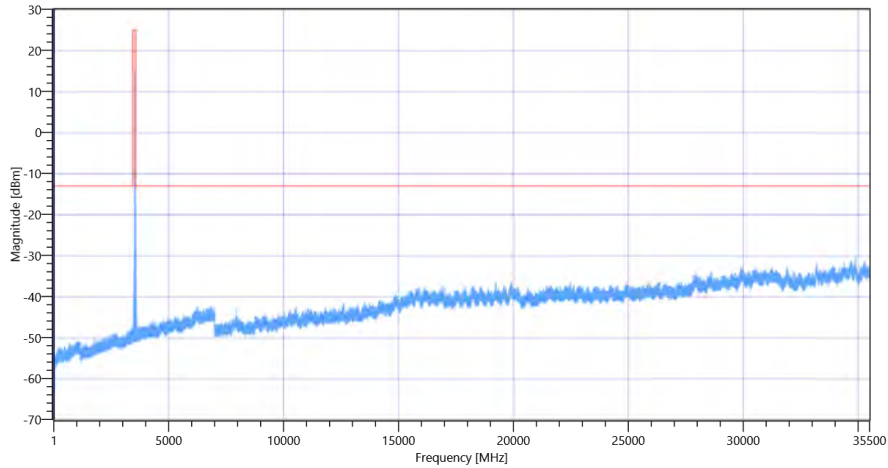
RefLevel [dBm] | RefLevelOffset [dB] | InpAtt [dB] 3.39 | 0 | 20
Start [MHz] | Stop [MHz] 1.000 | 401.000
RBW [MHz] | VBW [MHz] 1.000000 | 3.000000
Detector | TraceMode POS | MAXH
Sweep: Time [ms] | Count | Points per Section | Type 1600 | 1 | 1001 | SWE

RESULT Test freq: high, UL[MHz]/CH 3540/0, CBW [MHz]: 20, RB_100PCT, Mod: 64QAM

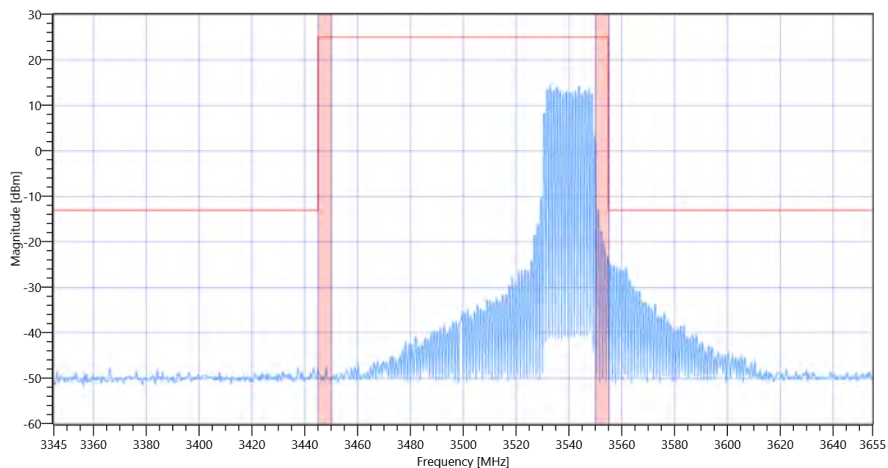
Test Description	Lower Limit	Upper Limit	Measured	Unit	Verdict
------------------	-------------	-------------	----------	------	---------

RESULT Test freq: high, UL[MHz]/CH 3540/0, CBW [MHz]: 20, RB_100PCT, Mod: 64QAM

Test Description	Lower Limit	Upper Limit	Measured	Unit	Verdict
Peaks higher limit	---	0	0	no	PASS



FCC, ISED # TX Emissions conducted ~ NR Band_77_A Ant-1 SCS-30 3540 MHz



FCC, ISED # TX Emissions conducted ~ NR Band_77_A Ant-1 SCS-30 3540

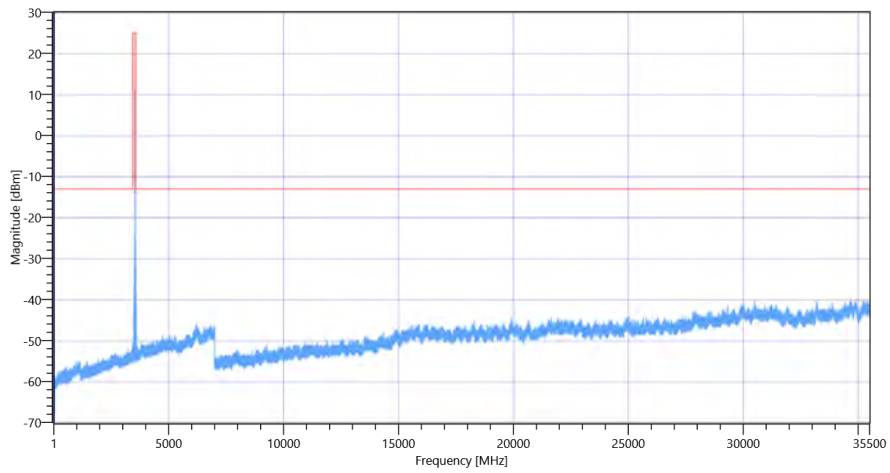
Test freq: high, UL[MHz]/CH 3540/0, CBW [MHz]: 20, RB_100PCT, Mod: 256QAM

READ SA SETTINGS:

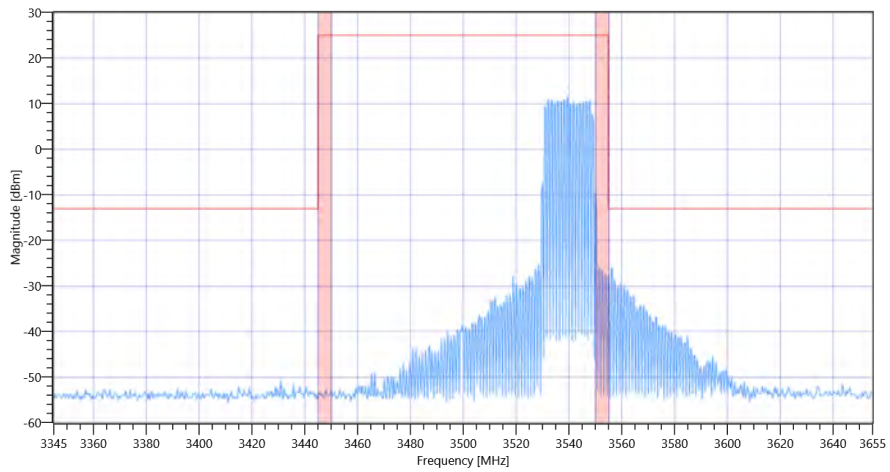
RefLevel [dBm] RefLevelOffset [dB] InpAtt [dB]	-0.01 0 15
Start [MHz] Stop [MHz]	1.000 401.000
RBW [MHz] VBW [MHz]	1.000000 3.000000
Detector TraceMode	POS MAXH
Sweep: Time [ms] Count Points per Section Type	1600 1 1001 SWE

RESULT Test freq: high, UL[MHz]/CH 3540/0, CBW [MHz]: 20, RB_100PCT, Mod: 256QAM

Test Description	Lower Limit	Upper Limit	Measured	Unit	Verdict
Peaks higher limit	---	0	0	no	PASS



FCC, ISED # TX Emissions conducted ~ NR Band_77_A Ant-1 SCS-30 3540 MHz



FCC, ISED # TX Emissions conducted ~ NR Band_77_A Ant-1 SCS-30 3540

General verdict

PASS

FCC, ISED # TX Emissions conducted ~ NR Band_77_A Ant-1 SCS-30

Test References	
TC Start	30.06.2022 21:09:29
Ambit Temp [°C] Humidity [rel%]	25.7 45
System Version	3.2.0.2
Test Specification	FCC, ISED -
Test Method	
TC Version	0.0.1
My Description	FCC/ISED MobileRadio TX Emissions conducted - NR Band_77_A
Add. Information	

Test Parameter	
Technology to test	NR
Band	Band_77_A
SCS [kHz]	30
Waveform	CPOFDM
Antenna Port used	1
Temperature	nom
Voltage	nom
Frequency low to test	False
Frequency mid to test	False
Frequency high to test	True
Auto Control enabled Power Supply Climatic Box	No No
Additional Path Loss [dB]	0
Switched Path	None

Test Equipment	
Signal analyzer,Rohde&Schwarz,FSV-40,1307.9002K40/101042,3.70	

Test at BW [MHz]: 30

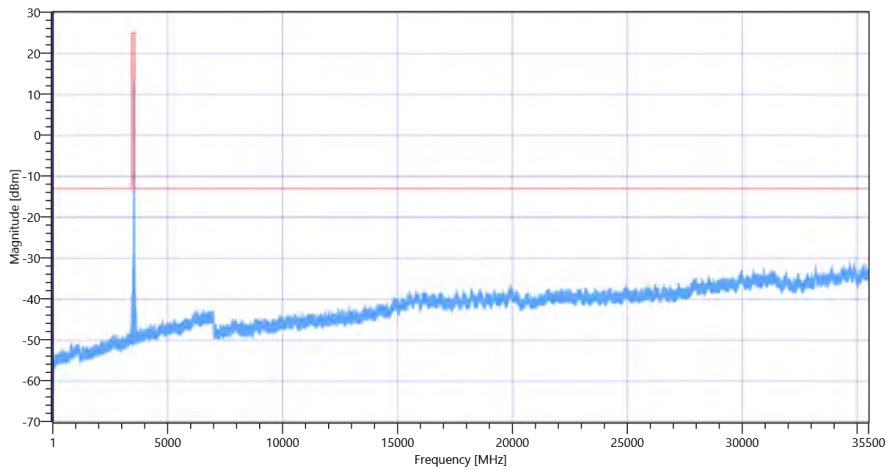
Test freq: high, UL[MHz]/CH 3535/0, CBW [MHz]: 30, RB_100PCT, Mod: QPSK

READ SA SETTINGS:

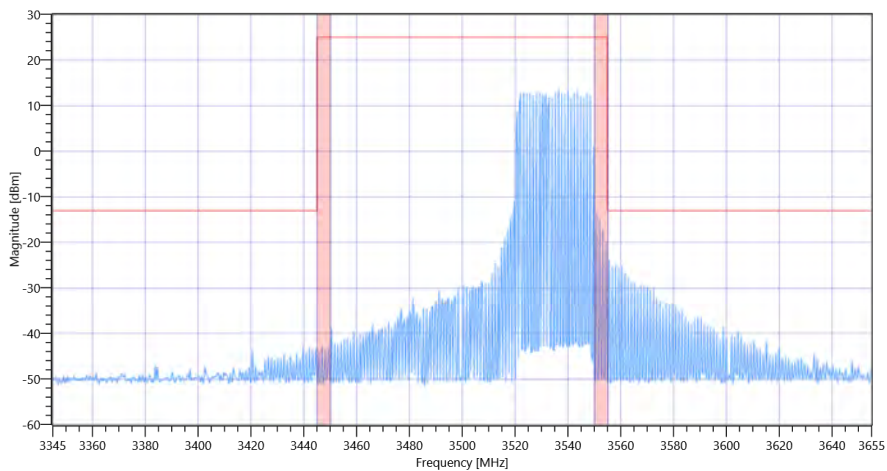
RefLevel [dBm] RefLevelOffset [dB] InpAtt [dB]	2.91 0 20
Start [MHz] Stop [MHz]	1.000 401.000
RBW [MHz] VBW [MHz]	1.000000 3.000000
Detector TraceMode	POS MAXH
Sweep: Time [ms] Count Points per Section Type	1600 1 1001 SWE

RESULT Test freq: high, UL[MHz]/CH 3535/0, CBW [MHz]: 30, RB_100PCT, Mod: QPSK

Test Description	Lower Limit	Upper Limit	Measured	Unit	Verdict
Peaks higher limit	---	0	0	no	PASS



FCC, ISED # TX Emissions conducted ~ NR Band_77_A Ant-1 SCS-30 3535 MHz



FCC, ISED # TX Emissions conducted ~ NR Band_77_A Ant-1 SCS-30 3535

Test freq: high, UL[MHz]/CH 3535/0, CBW [MHz]: 30, RB_100PCT, Mod: 16QAM

READ SA SETTINGS:

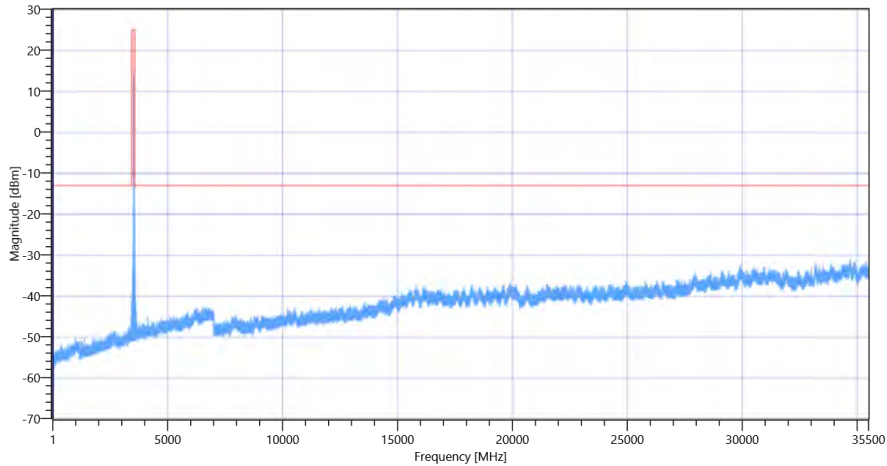
RefLevel [dBm] RefLevelOffset [dB] InpAtt [dB]	2.37 0 20
Start [MHz] Stop [MHz]	1.000 401.000
RBW [MHz] VBW [MHz]	1.000000 3.000000

READ SA SETTINGS:

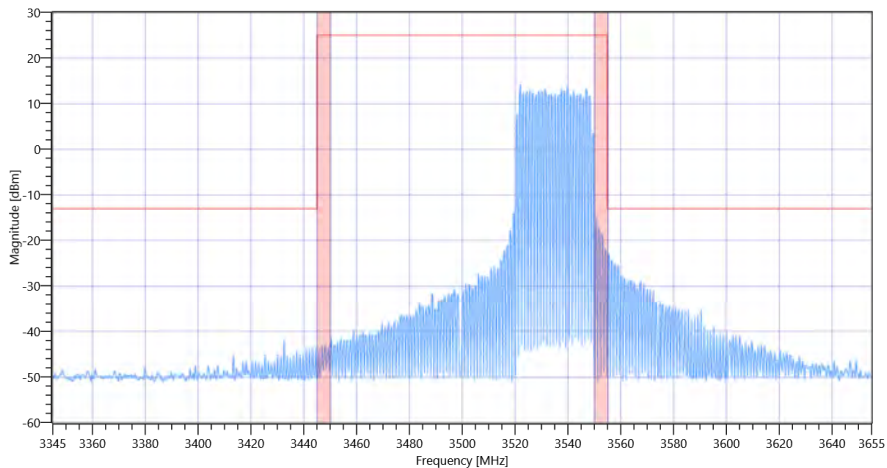
Detector TraceMode	POS MAXH
Sweep: Time [ms] Count Points per Section Type	1600 1 1001 SWE

RESULT Test freq: high, UL[MHz]/CH 3535/0, CBW [MHz]: 30, RB_100PCT, Mod: 16QAM

Test Description	Lower Limit	Upper Limit	Measured	Unit	Verdict
Peaks higher limit	---	0	0	no	PASS



FCC, ISED # TX Emissions conducted ~ NR Band_77_A Ant-1 SCS-30 3535 MHz



FCC, ISED # TX Emissions conducted ~ NR Band_77_A Ant-1 SCS-30 3535

Test freq: high, UL[MHz]/CH 3535/0, CBW [MHz]: 30, RB_100PCT, Mod: 64QAM

READ SA SETTINGS:

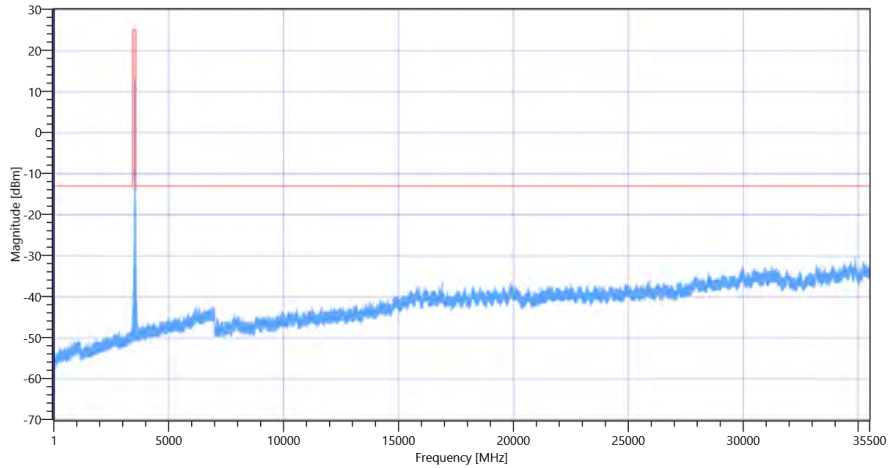
RefLevel [dBm] RefLevelOffset [dB] InpAtt [dB]	2.37 0 20
Start [MHz] Stop [MHz]	1.000 401.000
RBW [MHz] VBW [MHz]	1.000000 3.000000
Detector TraceMode	POS MAXH
Sweep: Time [ms] Count Points per Section Type	1600 1 1001 SWE

RESULT Test freq: high, UL[MHz]/CH 3535/0, CBW [MHz]: 30, RB_100PCT, Mod: 64QAM

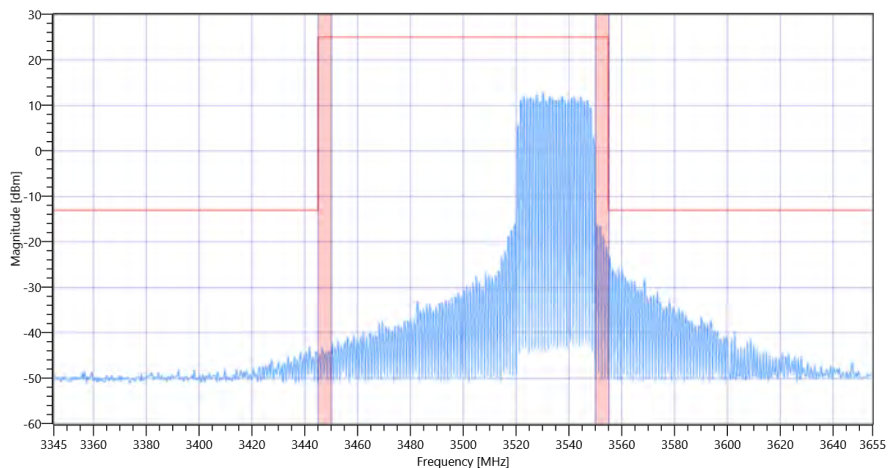
Test Description	Lower Limit	Upper Limit	Measured	Unit	Verdict
Peaks higher limit	---	0	0	no	PASS

RESULT Test freq: high, UL[MHz]/CH 3535/0, CBW [MHz]: 30, RB_100PCT, Mod: 64QAM

Test Description	Lower Limit	Upper Limit	Measured	Unit	Verdict
Peaks higher limit	---	0	0	no	PASS



FCC, ISED # TX Emissions conducted ~ NR Band_77_A Ant-1 SCS-30 3535 MHz



FCC, ISED # TX Emissions conducted ~ NR Band_77_A Ant-1 SCS-30 3535

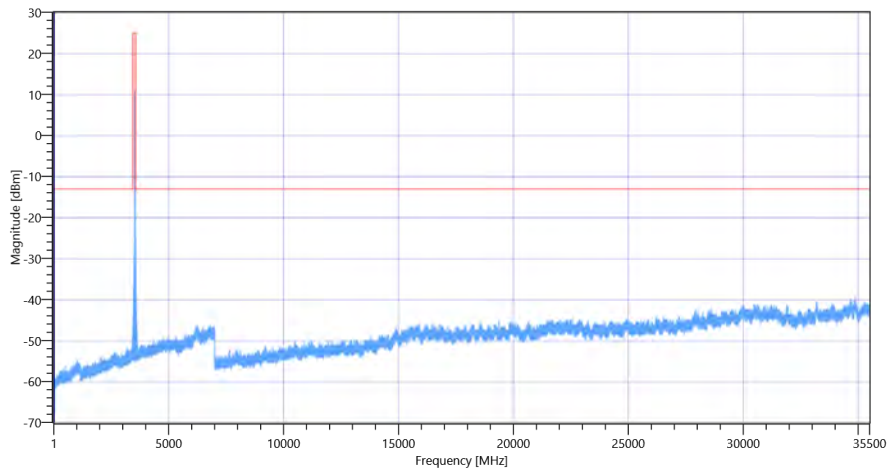
Test freq: high, UL[MHz]/CH 3535/0, CBW [MHz]: 30, RB_100PCT, Mod: 256QAM

READ SA SETTINGS:

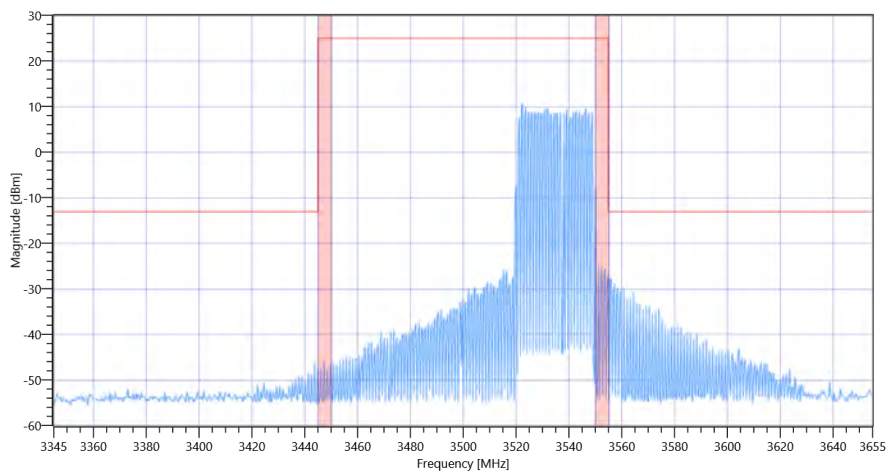
RefLevel [dBm] RefLevelOffset [dB] InpAtt [dB]	-0.94 0 15
Start [MHz] Stop [MHz]	1.000 401.000
RBW [MHz] VBW [MHz]	1.000000 3.000000
Detector TraceMode	POS MAXH
Sweep: Time [ms] Count Points per Section Type	1600 1 1001 SWE

RESULT Test freq: high, UL[MHz]/CH 3535/0, CBW [MHz]: 30, RB_100PCT, Mod: 256QAM

Test Description	Lower Limit	Upper Limit	Measured	Unit	Verdict
Peaks higher limit	---	0	0	no	PASS



FCC, ISED # TX Emissions conducted ~ NR Band_77_A Ant-1 SCS-30 3535 MHz



FCC, ISED # TX Emissions conducted ~ NR Band_77_A Ant-1 SCS-30 3535

General verdict

PASS

FCC, ISED # TX Emissions conducted ~ NR Band_77_A Ant-1 SCS-30

Test References	
TC Start	30.06.2022 20:44:38
Ambit Temp [°C] Humidity [rel%]	25.8 46
System Version	3.2.0.2
Test Specification	FCC, ISED -
Test Method	
TC Version	0.0.1
My Description	FCC/ISED MobileRadio TX Emissions conducted - NR Band_77_A
Add. Information	

Test Parameter	
Technology to test	NR
Band	Band_77_A
SCS [kHz]	30
Waveform	CPOFDM
Antenna Port used	1
Temperature	nom
Voltage	nom
Frequency low to test	False
Frequency mid to test	False
Frequency high to test	True
Auto Control enabled Power Supply Climatic Box	No No
Additional Path Loss [dB]	0
Switched Path	None

Test Equipment	
Signal analyzer,Rohde&Schwarz,FSV-40,1307.9002K40/101042,3.70	

Test at BW [MHz]: 40

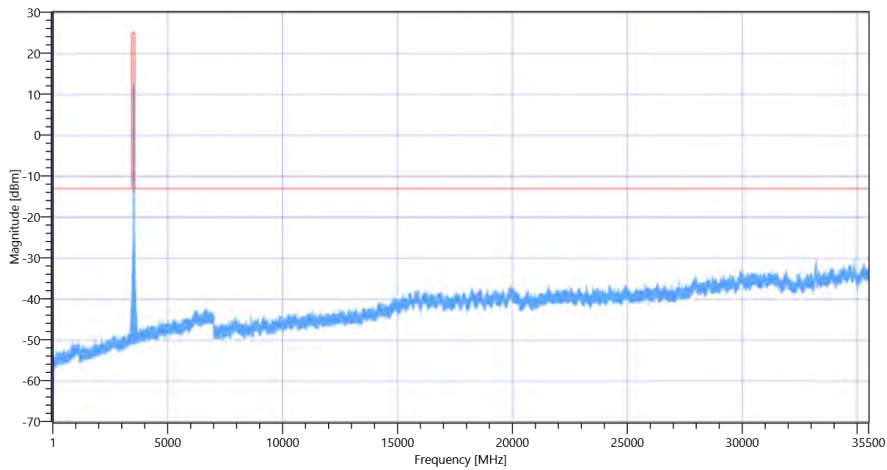
Test freq: high, UL[MHz]/CH 3530/0, CBW [MHz]: 40, RB_100PCT, Mod: QPSK

READ SA SETTINGS:

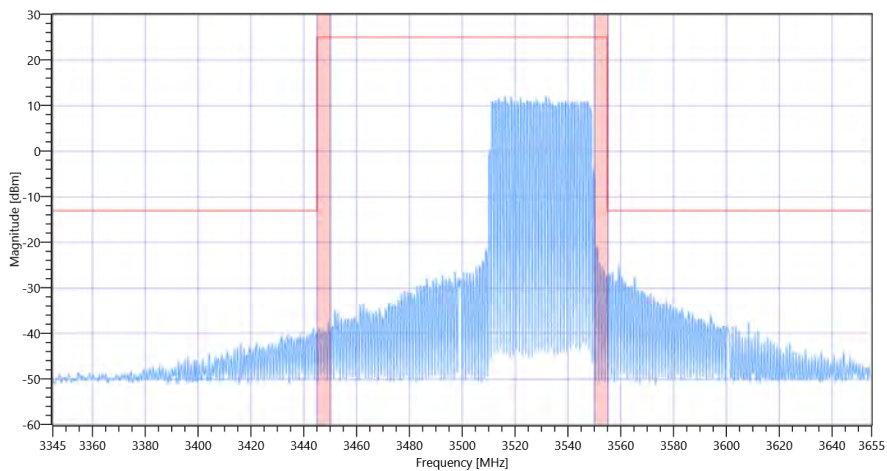
RefLevel [dBm] RefLevelOffset [dB] InpAtt [dB]	0.13 0 20
Start [MHz] Stop [MHz]	1.000 401.000
RBW [MHz] VBW [MHz]	1.000000 3.000000
Detector TraceMode	POS MAXH
Sweep: Time [ms] Count Points per Section Type	1600 1 1001 SWE

RESULT Test freq: high, UL[MHz]/CH 3530/0, CBW [MHz]: 40, RB_100PCT, Mod: QPSK

Test Description	Lower Limit	Upper Limit	Measured	Unit	Verdict
Peaks higher limit	---	0	0	no	PASS



FCC, ISED # TX Emissions conducted ~ NR Band_77_A Ant-1 SCS-30 3530 MHz



FCC, ISED # TX Emissions conducted ~ NR Band_77_A Ant-1 SCS-30 3530

Test freq: high, UL[MHz]/CH 3530/0, CBW [MHz]: 40, RB_100PCT, Mod: 16QAM

READ SA SETTINGS:

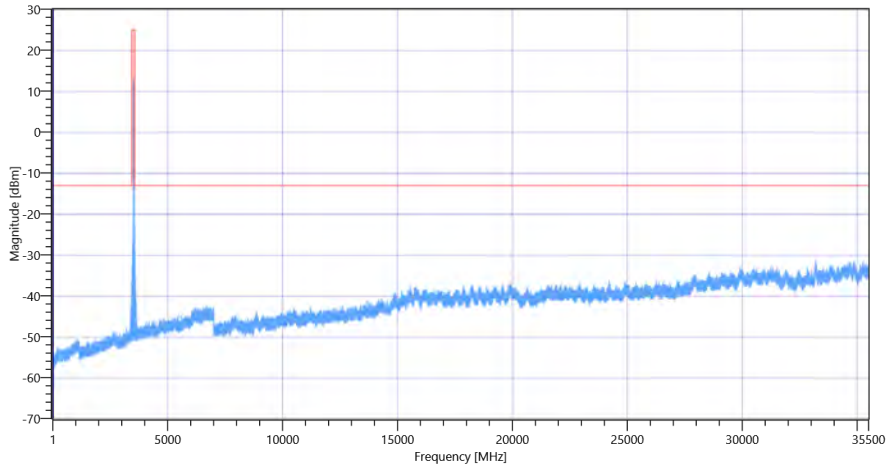
RefLevel [dBm] RefLevelOffset [dB] InpAtt [dB]	2.02 0 20
Start [MHz] Stop [MHz]	1.000 401.000
RBW [MHz] VBW [MHz]	1.000000 3.000000

READ SA SETTINGS:

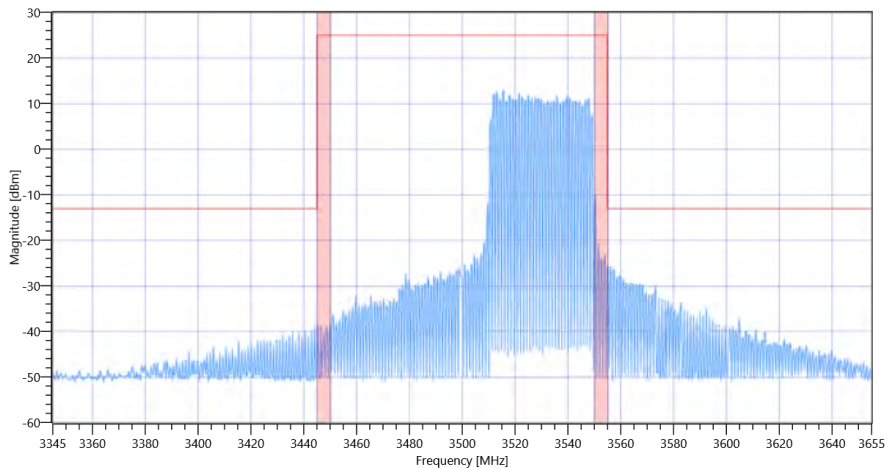
Detector | TraceMode POS | MAXH
Sweep: Time [ms] | Count | Points per Section | Type 1600 | 1 | 1001 | SWE

RESULT Test freq: high, UL[MHz]/CH 3530/0, CBW [MHz]: 40, RB_100PCT, Mod: 16QAM

Test Description	Lower Limit	Upper Limit	Measured	Unit	Verdict
Peaks higher limit	---	0	0	no	PASS



FCC, ISED # TX Emissions conducted ~ NR Band_77_A Ant-1 SCS-30 3530 MHz



FCC, ISED # TX Emissions conducted ~ NR Band_77_A Ant-1 SCS-30 3530

Test freq: high, UL[MHz]/CH 3530/0, CBW [MHz]: 40, RB_100PCT, Mod: 64QAM

READ SA SETTINGS:

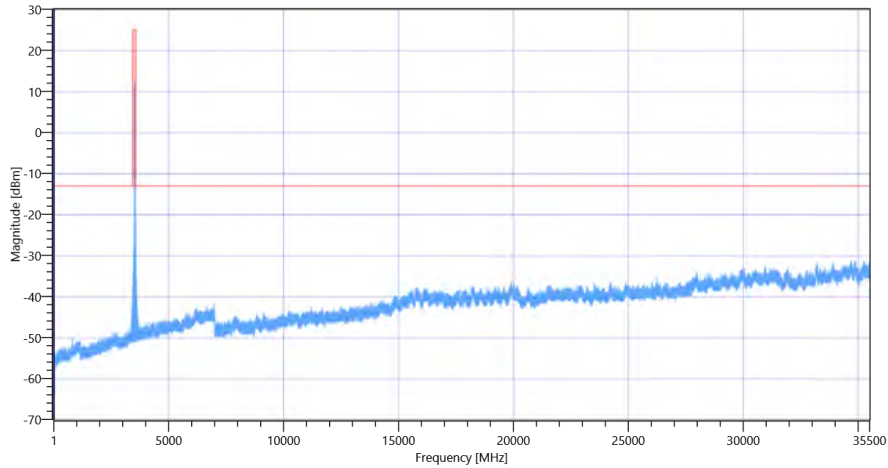
RefLevel [dBm] | RefLevelOffset [dB] | InpAtt [dB] 0.79 | 0 | 20
Start [MHz] | Stop [MHz] 1.000 | 401.000
RBW [MHz] | VBW [MHz] 1.000000 | 3.000000
Detector | TraceMode POS | MAXH
Sweep: Time [ms] | Count | Points per Section | Type 1600 | 1 | 1001 | SWE

RESULT Test freq: high, UL[MHz]/CH 3530/0, CBW [MHz]: 40, RB_100PCT, Mod: 64QAM

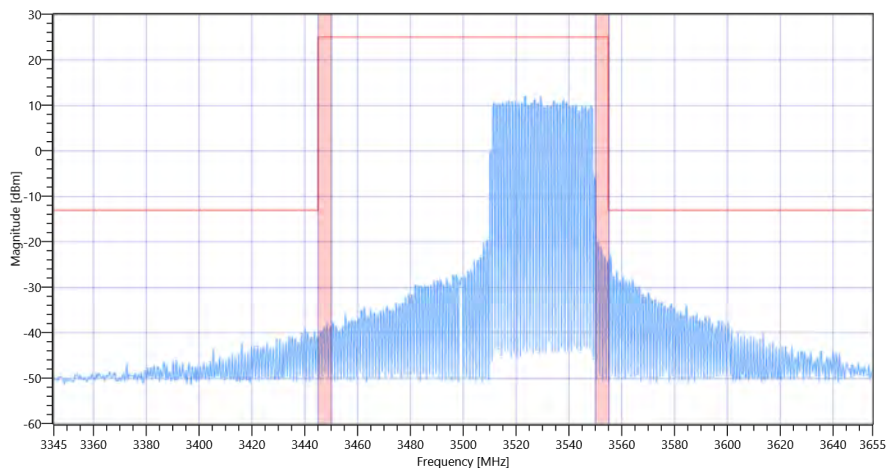
Test Description	Lower Limit	Upper Limit	Measured	Unit	Verdict
------------------	-------------	-------------	----------	------	---------

RESULT Test freq: high, UL[MHz]/CH 3530/0, CBW [MHz]: 40, RB_100PCT, Mod: 64QAM

Test Description	Lower Limit	Upper Limit	Measured	Unit	Verdict
Peaks higher limit	---	0	0	no	PASS



FCC, ISED # TX Emissions conducted ~ NR Band_77_A Ant-1 SCS-30 3530 MHz



FCC, ISED # TX Emissions conducted ~ NR Band_77_A Ant-1 SCS-30 3530

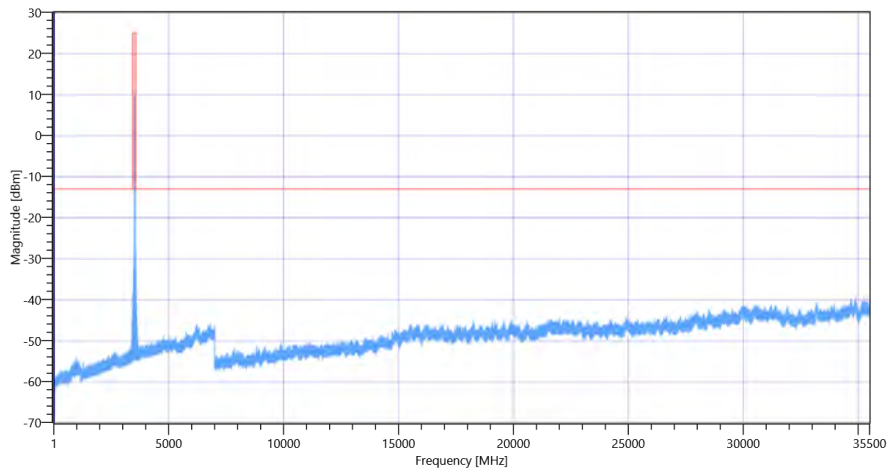
Test freq: high, UL[MHz]/CH 3530/0, CBW [MHz]: 40, RB_100PCT, Mod: 256QAM

READ SA SETTINGS:

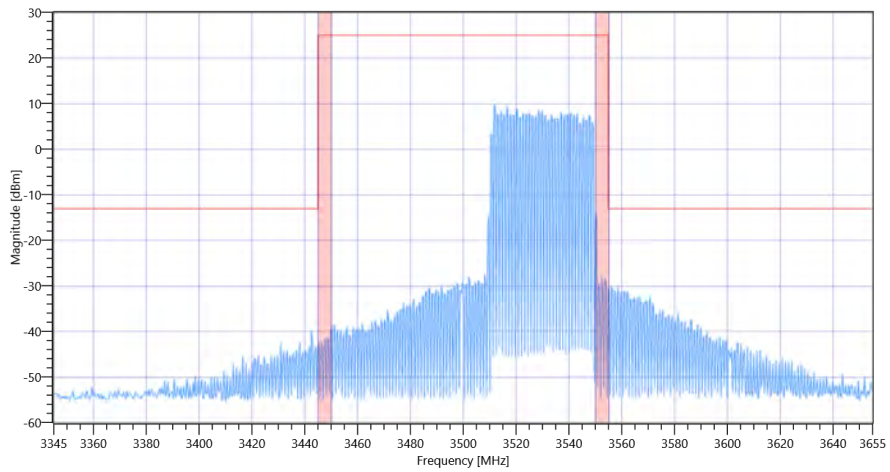
RefLevel [dBm] RefLevelOffset [dB] InpAtt [dB]	-1.62 0 15
Start [MHz] Stop [MHz]	1.000 401.000
RBW [MHz] VBW [MHz]	1.000000 3.000000
Detector TraceMode	POS MAXH
Sweep: Time [ms] Count Points per Section Type	1600 1 1001 SWE

RESULT Test freq: high, UL[MHz]/CH 3530/0, CBW [MHz]: 40, RB_100PCT, Mod: 256QAM

Test Description	Lower Limit	Upper Limit	Measured	Unit	Verdict
Peaks higher limit	---	0	0	no	PASS



FCC, ISED # TX Emissions conducted ~ NR Band_77_A Ant-1 SCS-30 3530 MHz



FCC, ISED # TX Emissions conducted ~ NR Band_77_A Ant-1 SCS-30 3530

General verdict

PASS

FCC, ISED # TX Emissions conducted ~ NR Band_77_A Ant-1 SCS-30

Test References	
TC Start	30.06.2022 20:19:27
Ambit Temp [°C] Humidity [rel%]	26.0 46
System Version	3.2.0.2
Test Specification	FCC, ISED -
Test Method	
TC Version	0.0.1
My Description	FCC/ISED MobileRadio TX Emissions conducted - NR Band_77_A
Add. Information	

Test Parameter	
Technology to test	NR
Band	Band_77_A
SCS [kHz]	30
Waveform	CPOFDM
Antenna Port used	1
Temperature	nom
Voltage	nom
Frequency low to test	False
Frequency mid to test	False
Frequency high to test	True
Auto Control enabled Power Supply Climatic Box	No No
Additional Path Loss [dB]	0
Switched Path	None

Test Equipment	
Signal analyzer,Rohde&Schwarz,FSV-40,1307.9002K40/101042,3.70	

Test at BW [MHz]: 50

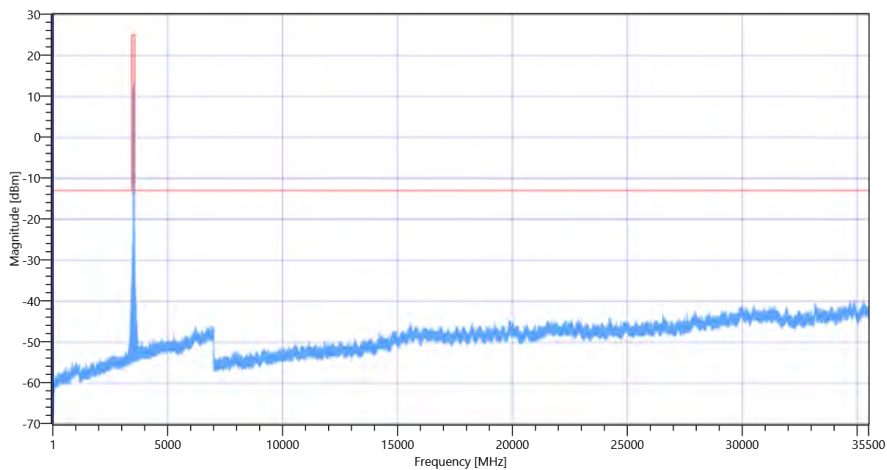
Test freq: high, UL[MHz]/CH 3525/0, CBW [MHz]: 50, RB_100PCT, Mod: QPSK

READ SA SETTINGS:

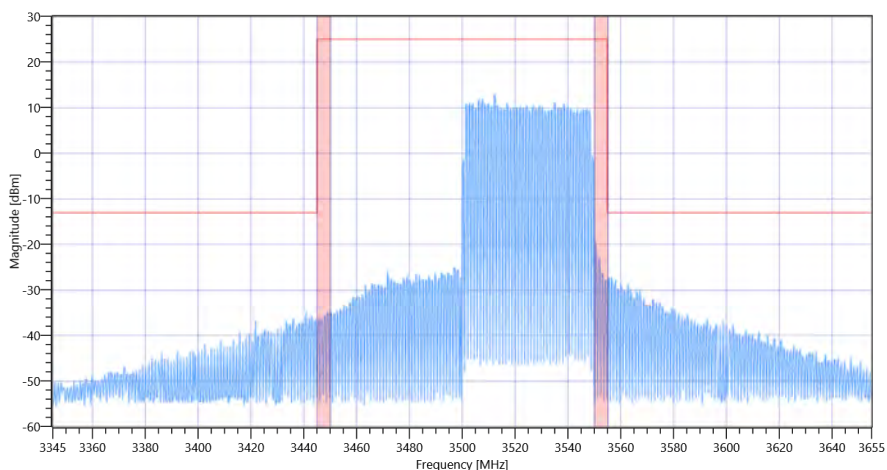
RefLevel [dBm] RefLevelOffset [dB] InpAtt [dB]	-0.45 0 15
Start [MHz] Stop [MHz]	1.000 401.000
RBW [MHz] VBW [MHz]	1.000000 3.000000
Detector TraceMode	POS MAXH
Sweep: Time [ms] Count Points per Section Type	1600 1 1001 SWE

RESULT Test freq: high, UL[MHz]/CH 3525/0, CBW [MHz]: 50, RB_100PCT, Mod: QPSK

Test Description	Lower Limit	Upper Limit	Measured	Unit	Verdict
Peaks higher limit	---	0	0	no	PASS



FCC, ISED # TX Emissions conducted ~ NR Band_77_A Ant-1 SCS-30 3525 MHz



FCC, ISED # TX Emissions conducted ~ NR Band_77_A Ant-1 SCS-30 3525

Test freq: high, UL[MHz]/CH 3525/0, CBW [MHz]: 50, RB_100PCT, Mod: 16QAM

READ SA SETTINGS:

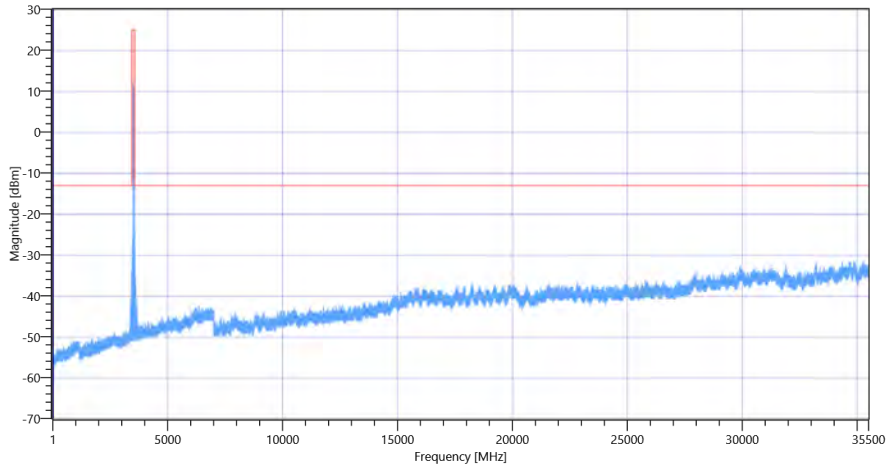
RefLevel [dBm] RefLevelOffset [dB] InpAtt [dB]	0.15 0 20
Start [MHz] Stop [MHz]	1.000 401.000
RBW [MHz] VBW [MHz]	1.000000 3.000000

READ SA SETTINGS:

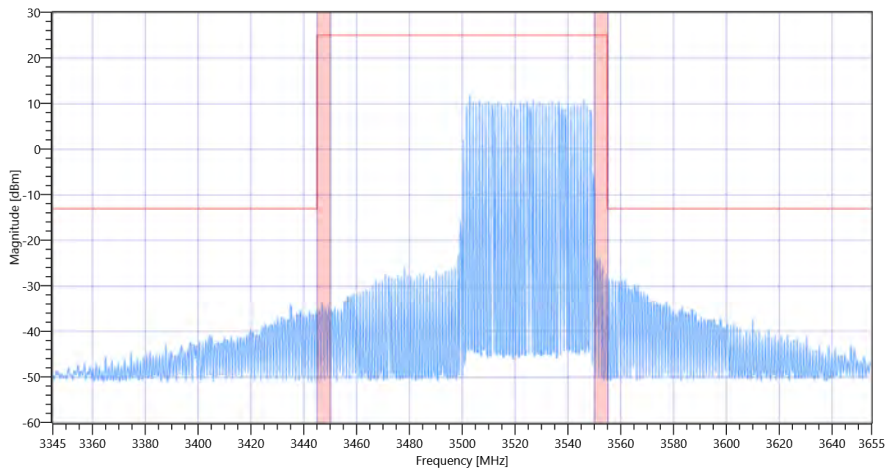
Detector | TraceMode POS | MAXH
Sweep: Time [ms] | Count | Points per Section | Type 1600 | 1 | 1001 | SWE

RESULT Test freq: high, UL[MHz]/CH 3525/0, CBW [MHz]: 50, RB_100PCT, Mod: 16QAM

Test Description	Lower Limit	Upper Limit	Measured	Unit	Verdict
Peaks higher limit	---	0	0	no	PASS



FCC, ISED # TX Emissions conducted ~ NR Band_77_A Ant-1 SCS-30 3525 MHz



FCC, ISED # TX Emissions conducted ~ NR Band_77_A Ant-1 SCS-30 3525

Test freq: high, UL[MHz]/CH 3525/0, CBW [MHz]: 50, RB_100PCT, Mod: 64QAM

READ SA SETTINGS:

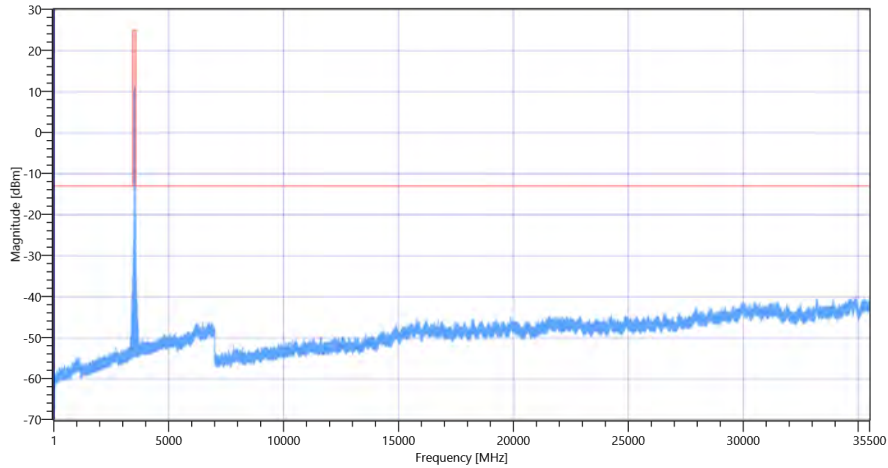
RefLevel [dBm] | RefLevelOffset [dB] | InpAtt [dB] -0.26 | 0 | 15
Start [MHz] | Stop [MHz] 1.000 | 401.000
RBW [MHz] | VBW [MHz] 1.000000 | 3.000000
Detector | TraceMode POS | MAXH
Sweep: Time [ms] | Count | Points per Section | Type 1600 | 1 | 1001 | SWE

RESULT Test freq: high, UL[MHz]/CH 3525/0, CBW [MHz]: 50, RB_100PCT, Mod: 64QAM

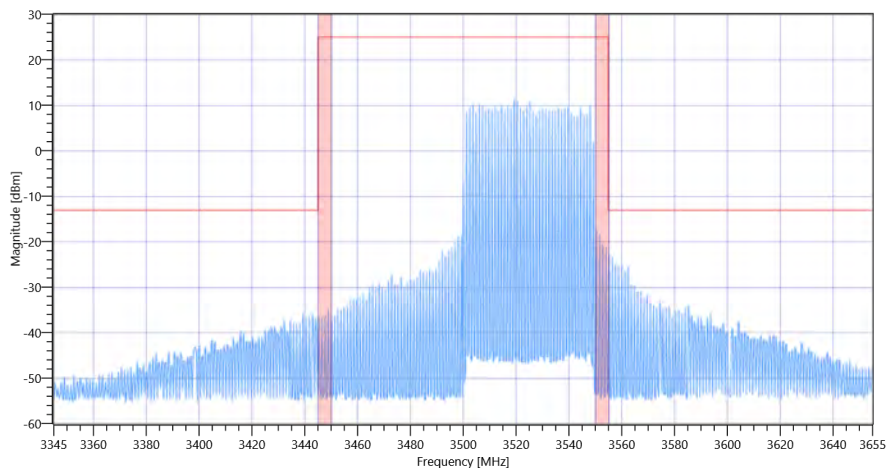
Test Description	Lower Limit	Upper Limit	Measured	Unit	Verdict
------------------	-------------	-------------	----------	------	---------

RESULT Test freq: high, UL[MHz]/CH 3525/0, CBW [MHz]: 50, RB_100PCT, Mod: 64QAM

Test Description	Lower Limit	Upper Limit	Measured	Unit	Verdict
Peaks higher limit	---	0	0	no	PASS



FCC, ISED # TX Emissions conducted ~ NR Band_77_A Ant-1 SCS-30 3525 MHz



FCC, ISED # TX Emissions conducted ~ NR Band_77_A Ant-1 SCS-30 3525

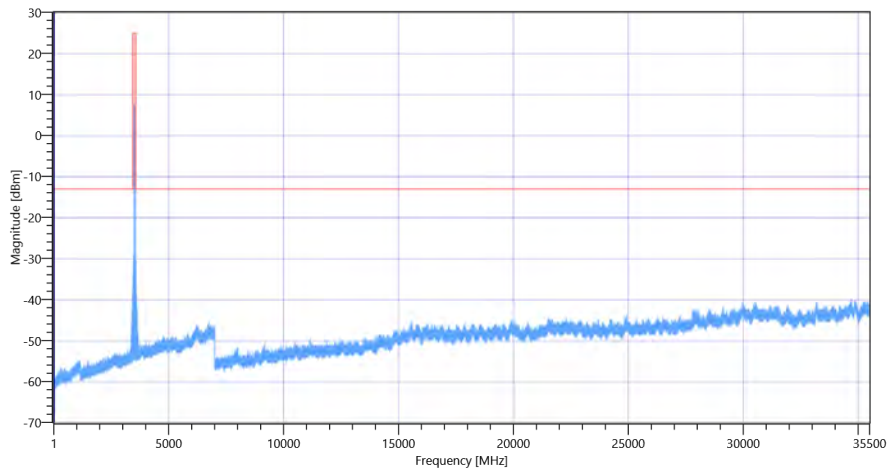
Test freq: high, UL[MHz]/CH 3525/0, CBW [MHz]: 50, RB_100PCT, Mod: 256QAM

READ SA SETTINGS:

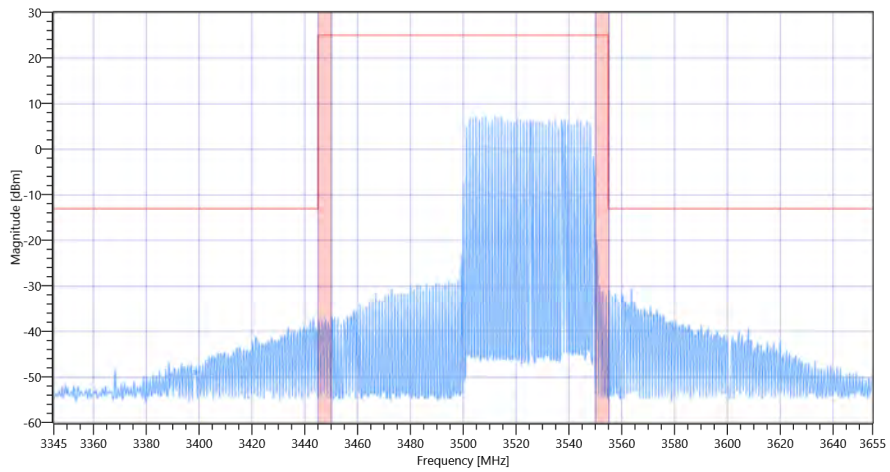
RefLevel [dBm] RefLevelOffset [dB] InpAtt [dB]	-3.37 0 15
Start [MHz] Stop [MHz]	1.000 401.000
RBW [MHz] VBW [MHz]	1.000000 3.000000
Detector TraceMode	POS MAXH
Sweep: Time [ms] Count Points per Section Type	1600 1 1001 SWE

RESULT Test freq: high, UL[MHz]/CH 3525/0, CBW [MHz]: 50, RB_100PCT, Mod: 256QAM

Test Description	Lower Limit	Upper Limit	Measured	Unit	Verdict
Peaks higher limit	---	0	0	no	PASS



FCC, ISED # TX Emissions conducted ~ NR Band_77_A Ant-1 SCS-30 3525 MHz



FCC, ISED # TX Emissions conducted ~ NR Band_77_A Ant-1 SCS-30 3525

General verdict

PASS

FCC, ISED # TX Emissions conducted ~ NR Band_77_A Ant-1 SCS-30

Test References	
TC Start	30.06.2022 19:54:25
Ambit Temp [°C] Humidity [rel%]	26.1 47
System Version	3.2.0.2
Test Specification	FCC, ISED -
Test Method	
TC Version	0.0.1
My Description	FCC/ISED MobileRadio TX Emissions conducted - NR Band_77_A
Add. Information	

Test Parameter	
Technology to test	NR
Band	Band_77_A
SCS [kHz]	30
Waveform	CPOFDM
Antenna Port used	1
Temperature	nom
Voltage	nom
Frequency low to test	False
Frequency mid to test	False
Frequency high to test	True
Auto Control enabled Power Supply Climatic Box	No No
Additional Path Loss [dB]	0
Switched Path	None

Test Equipment	
Signal analyzer,Rohde&Schwarz,FSV-40,1307.9002K40/101042,3.70	

Test at BW [MHz]: 60

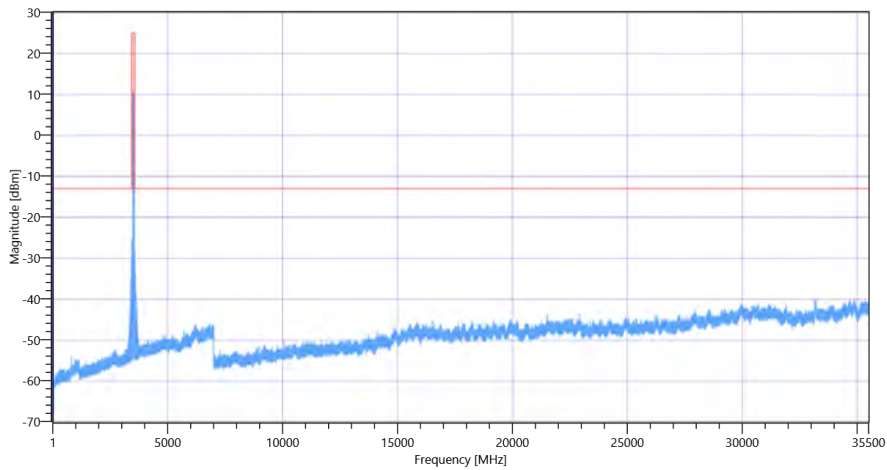
Test freq: high, UL[MHz]/CH 3520/0, CBW [MHz]: 60, RB_100PCT, Mod: QPSK

READ SA SETTINGS:

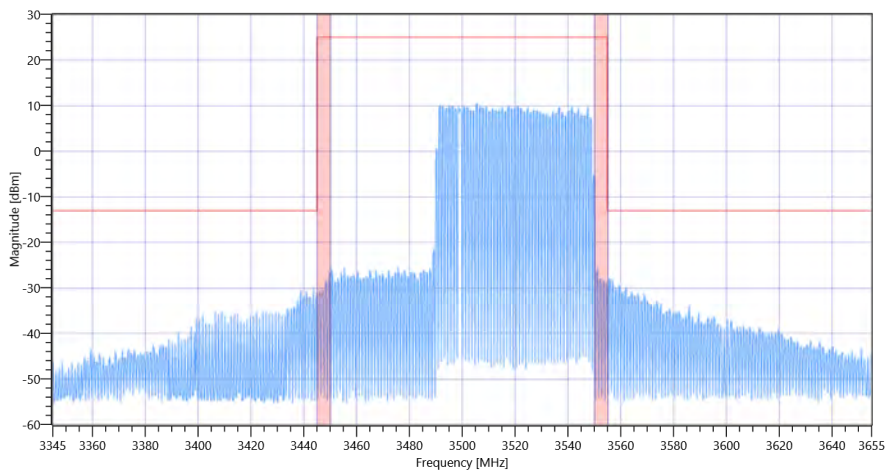
RefLevel [dBm] RefLevelOffset [dB] InpAtt [dB]	-1.26 0 15
Start [MHz] Stop [MHz]	1.000 401.000
RBW [MHz] VBW [MHz]	1.000000 3.000000
Detector TraceMode	POS MAXH
Sweep: Time [ms] Count Points per Section Type	1600 1 1001 SWE

RESULT Test freq: high, UL[MHz]/CH 3520/0, CBW [MHz]: 60, RB_100PCT, Mod: QPSK

Test Description	Lower Limit	Upper Limit	Measured	Unit	Verdict
Peaks higher limit	---	0	0	no	PASS



FCC, ISED # TX Emissions conducted ~ NR Band_77_A Ant-1 SCS-30 3520 MHz



FCC, ISED # TX Emissions conducted ~ NR Band_77_A Ant-1 SCS-30 3520

Test freq: high, UL[MHz]/CH 3520/0, CBW [MHz]: 60, RB_100PCT, Mod: 16QAM

READ SA SETTINGS:

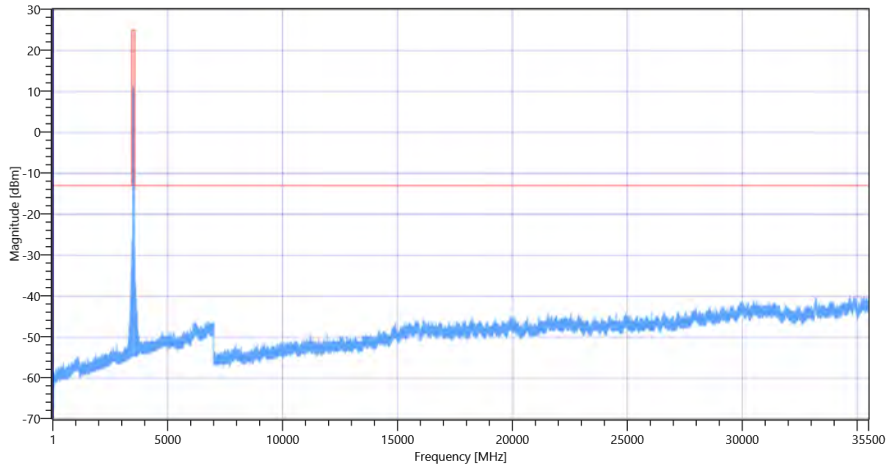
RefLevel [dBm] RefLevelOffset [dB] InpAtt [dB]	-0.74 0 15
Start [MHz] Stop [MHz]	1.000 401.000
RBW [MHz] VBW [MHz]	1.000000 3.000000

READ SA SETTINGS:

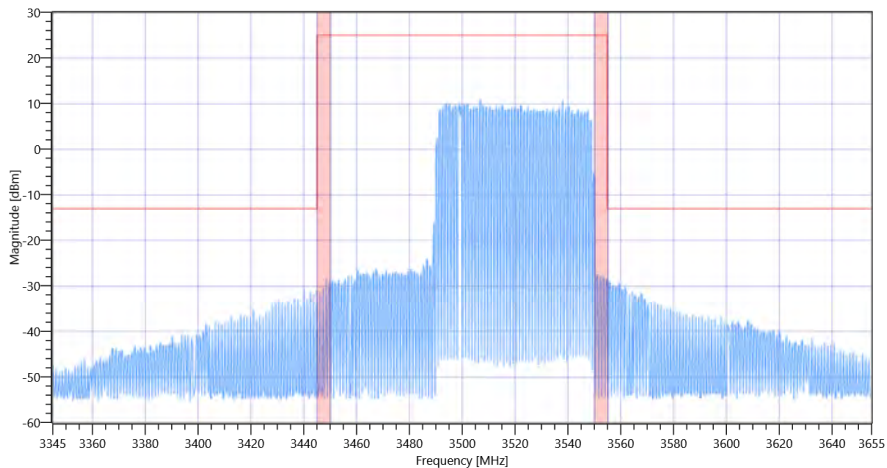
Detector | TraceMode POS | MAXH
Sweep: Time [ms] | Count | Points per Section | Type 1600 | 1 | 1001 | SWE

RESULT Test freq: high, UL[MHz]/CH 3520/0, CBW [MHz]: 60, RB_100PCT, Mod: 16QAM

Test Description	Lower Limit	Upper Limit	Measured	Unit	Verdict
Peaks higher limit	---	0	0	no	PASS



FCC, ISED # TX Emissions conducted ~ NR Band_77_A Ant-1 SCS-30 3520 MHz



FCC, ISED # TX Emissions conducted ~ NR Band_77_A Ant-1 SCS-30 3520

Test freq: high, UL[MHz]/CH 3520/0, CBW [MHz]: 60, RB_100PCT, Mod: 64QAM

READ SA SETTINGS:

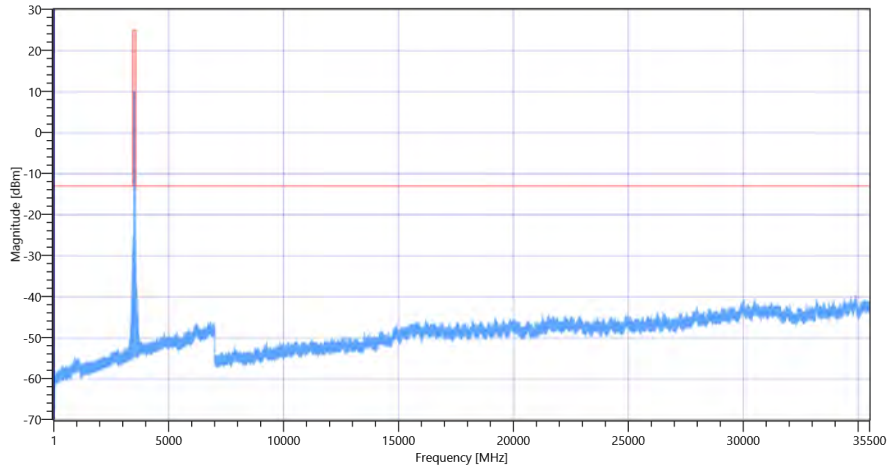
RefLevel [dBm] | RefLevelOffset [dB] | InpAtt [dB] -1.19 | 0 | 15
Start [MHz] | Stop [MHz] 1.000 | 401.000
RBW [MHz] | VBW [MHz] 1.000000 | 3.000000
Detector | TraceMode POS | MAXH
Sweep: Time [ms] | Count | Points per Section | Type 1600 | 1 | 1001 | SWE

RESULT Test freq: high, UL[MHz]/CH 3520/0, CBW [MHz]: 60, RB_100PCT, Mod: 64QAM

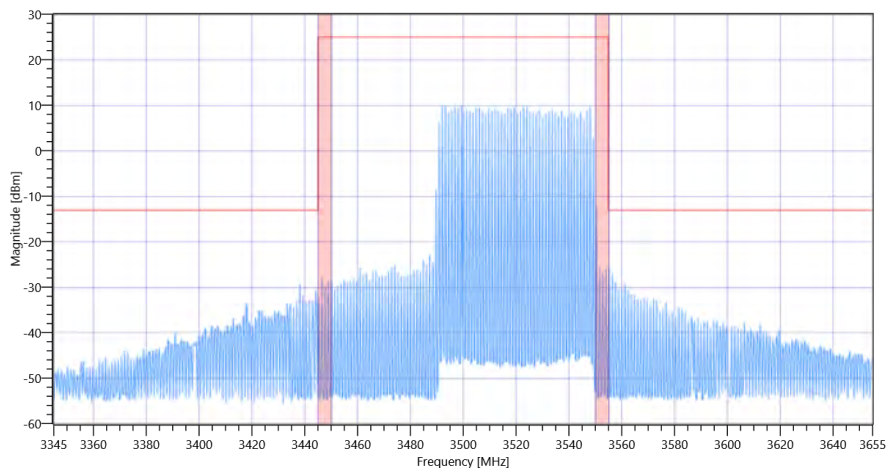
Test Description	Lower Limit	Upper Limit	Measured	Unit	Verdict
------------------	-------------	-------------	----------	------	---------

RESULT Test freq: high, UL[MHz]/CH 3520/0, CBW [MHz]: 60, RB_100PCT, Mod: 64QAM

Test Description	Lower Limit	Upper Limit	Measured	Unit	Verdict
Peaks higher limit	---	0	0	no	PASS



FCC, ISED # TX Emissions conducted ~ NR Band_77_A Ant-1 SCS-30 3520 MHz



FCC, ISED # TX Emissions conducted ~ NR Band_77_A Ant-1 SCS-30 3520

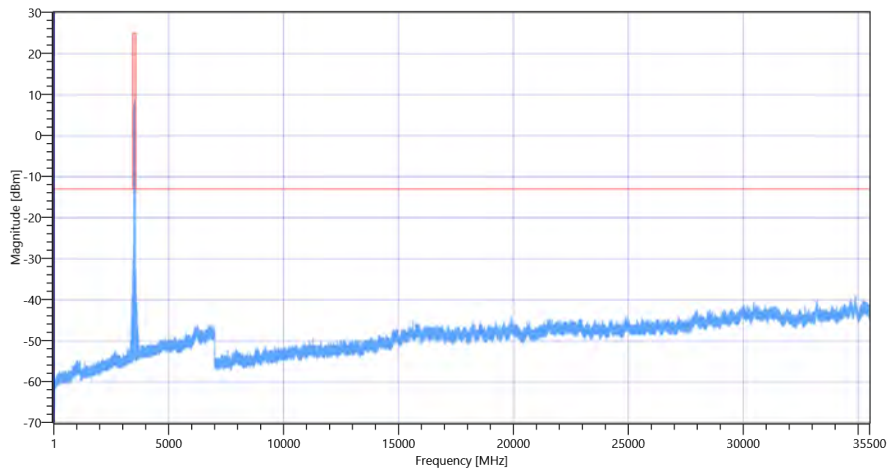
Test freq: high, UL[MHz]/CH 3520/0, CBW [MHz]: 60, RB_100PCT, Mod: 256QAM

READ SA SETTINGS:

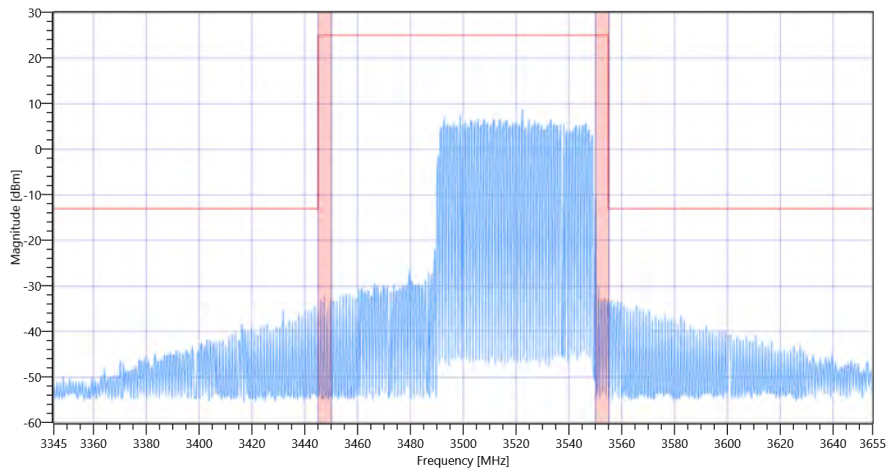
RefLevel [dBm] RefLevelOffset [dB] InpAtt [dB]	-2.62 0 15
Start [MHz] Stop [MHz]	1.000 401.000
RBW [MHz] VBW [MHz]	1.000000 3.000000
Detector TraceMode	POS MAXH
Sweep: Time [ms] Count Points per Section Type	1600 1 1001 SWE

RESULT Test freq: high, UL[MHz]/CH 3520/0, CBW [MHz]: 60, RB_100PCT, Mod: 256QAM

Test Description	Lower Limit	Upper Limit	Measured	Unit	Verdict
Peaks higher limit	---	0	0	no	PASS



FCC, ISED # TX Emissions conducted ~ NR Band_77_A Ant-1 SCS-30 3520 MHz



FCC, ISED # TX Emissions conducted ~ NR Band_77_A Ant-1 SCS-30 3520

General verdict

PASS

FCC, ISED # TX Emissions conducted ~ NR Band_77_A Ant-1 SCS-30

Test References	
TC Start	30.06.2022 19:29:14
Ambit Temp [°C] Humidity [rel%]	26.2 47
System Version	3.2.0.2
Test Specification	FCC, ISED -
Test Method	
TC Version	0.0.1
My Description	FCC/ISED MobileRadio TX Emissions conducted - NR Band_77_A
Add. Information	

Test Parameter	
Technology to test	NR
Band	Band_77_A
SCS [kHz]	30
Waveform	CPOFDM
Antenna Port used	1
Temperature	nom
Voltage	nom
Frequency low to test	False
Frequency mid to test	False
Frequency high to test	True
Auto Control enabled Power Supply Climatic Box	No No
Additional Path Loss [dB]	0
Switched Path	None

Test Equipment	
Signal analyzer,Rohde&Schwarz,FSV-40,1307.9002K40/101042,3.70	

Test at BW [MHz]: 70

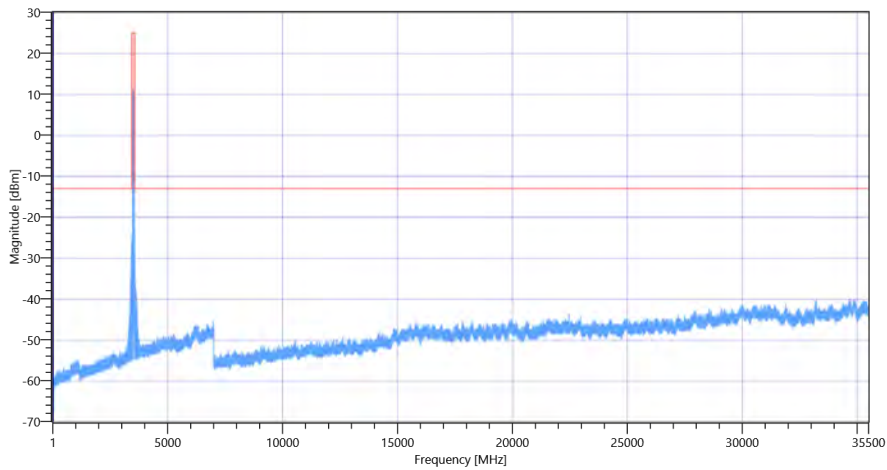
Test freq: high, UL[MHz]/CH 3515/0, CBW [MHz]: 70, RB_100PCT, Mod: QPSK

READ SA SETTINGS:

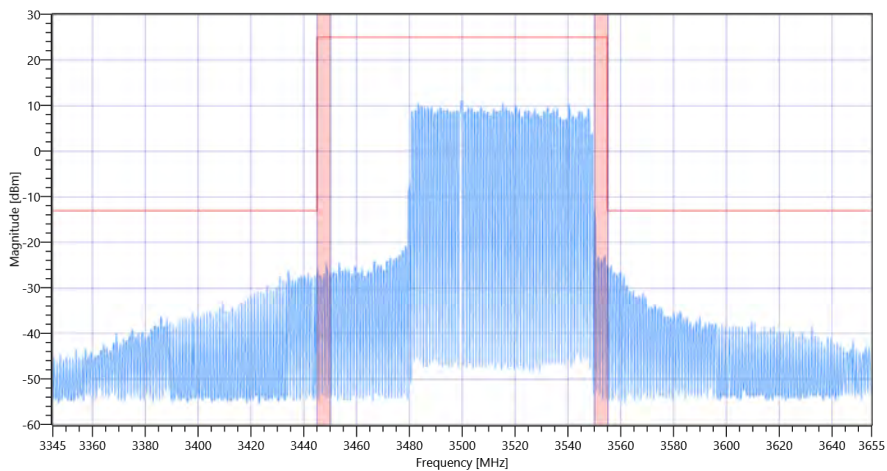
RefLevel [dBm] RefLevelOffset [dB] InpAtt [dB]	-0.91 0 15
Start [MHz] Stop [MHz]	1.000 401.000
RBW [MHz] VBW [MHz]	1.000000 3.000000
Detector TraceMode	POS MAXH
Sweep: Time [ms] Count Points per Section Type	1600 1 1001 SWE

RESULT Test freq: high, UL[MHz]/CH 3515/0, CBW [MHz]: 70, RB_100PCT, Mod: QPSK

Test Description	Lower Limit	Upper Limit	Measured	Unit	Verdict
Peaks higher limit	---	0	0	no	PASS



FCC, ISED # TX Emissions conducted ~ NR Band_77_A Ant-1 SCS-30 3515 MHz



FCC, ISED # TX Emissions conducted ~ NR Band_77_A Ant-1 SCS-30 3515

Test freq: high, UL[MHz]/CH 3515/0, CBW [MHz]: 70, RB_100PCT, Mod: 16QAM

READ SA SETTINGS:

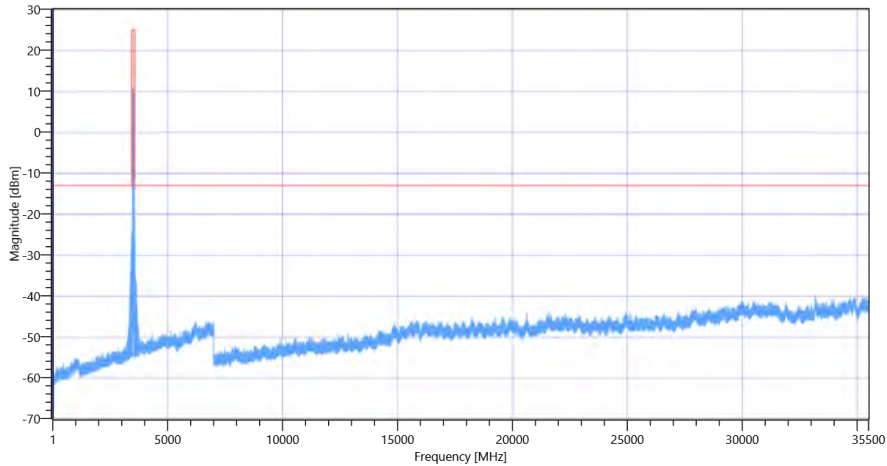
RefLevel [dBm] RefLevelOffset [dB] InpAtt [dB]	-0.93 0 15
Start [MHz] Stop [MHz]	1.000 401.000
RBW [MHz] VBW [MHz]	1.000000 3.000000

READ SA SETTINGS:

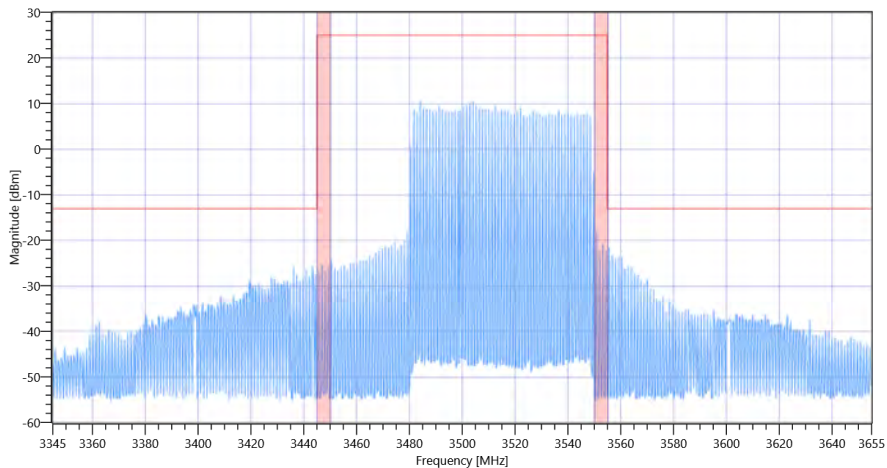
Detector | TraceMode POS | MAXH
Sweep: Time [ms] | Count | Points per Section | Type 1600 | 1 | 1001 | SWE

RESULT Test freq: high, UL[MHz]/CH 3515/0, CBW [MHz]: 70, RB_100PCT, Mod: 16QAM

Test Description	Lower Limit	Upper Limit	Measured	Unit	Verdict
Peaks higher limit	---	0	0	no	PASS



FCC, ISED # TX Emissions conducted ~ NR Band_77_A Ant-1 SCS-30 3515 MHz



FCC, ISED # TX Emissions conducted ~ NR Band_77_A Ant-1 SCS-30 3515

Test freq: high, UL[MHz]/CH 3515/0, CBW [MHz]: 70, RB_100PCT, Mod: 64QAM

READ SA SETTINGS:

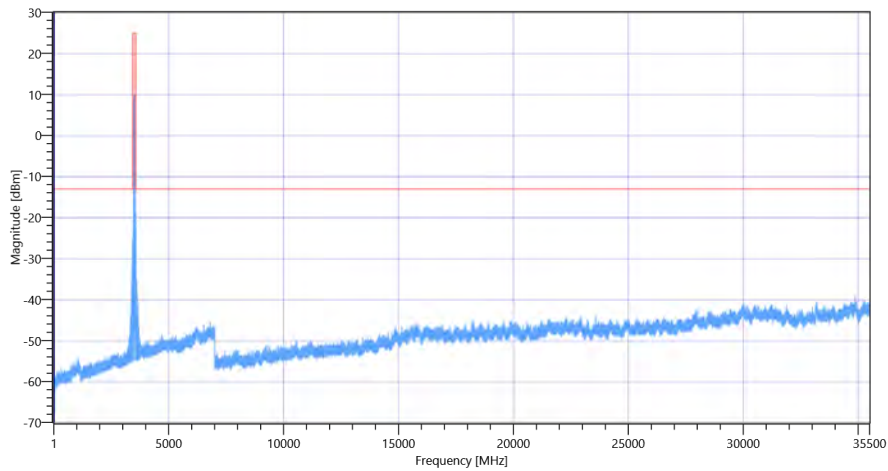
RefLevel [dBm] | RefLevelOffset [dB] | InpAtt [dB] -1.77 | 0 | 15
Start [MHz] | Stop [MHz] 1.000 | 401.000
RBW [MHz] | VBW [MHz] 1.000000 | 3.000000
Detector | TraceMode POS | MAXH
Sweep: Time [ms] | Count | Points per Section | Type 1600 | 1 | 1001 | SWE

RESULT Test freq: high, UL[MHz]/CH 3515/0, CBW [MHz]: 70, RB_100PCT, Mod: 64QAM

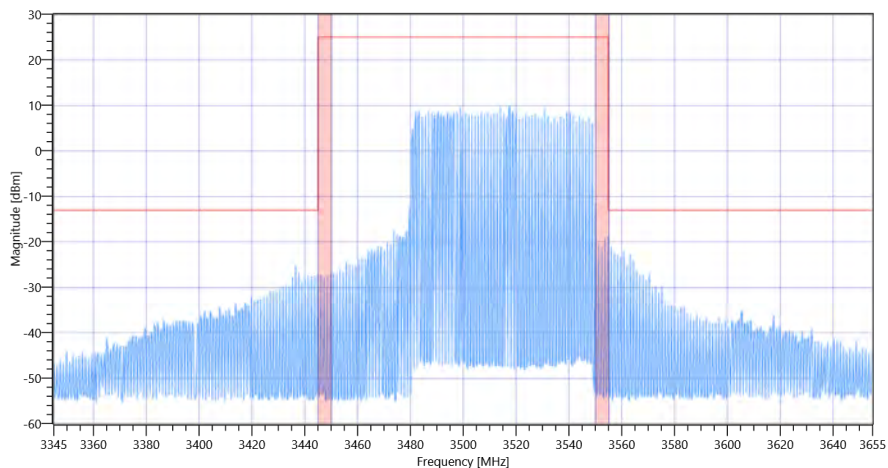
Test Description	Lower Limit	Upper Limit	Measured	Unit	Verdict
------------------	-------------	-------------	----------	------	---------

RESULT Test freq: high, UL[MHz]/CH 3515/0, CBW [MHz]: 70, RB_100PCT, Mod: 64QAM

Test Description	Lower Limit	Upper Limit	Measured	Unit	Verdict
Peaks higher limit	---	0	0	no	PASS



FCC, ISED # TX Emissions conducted ~ NR Band_77_A Ant-1 SCS-30 3515 MHz



FCC, ISED # TX Emissions conducted ~ NR Band_77_A Ant-1 SCS-30 3515

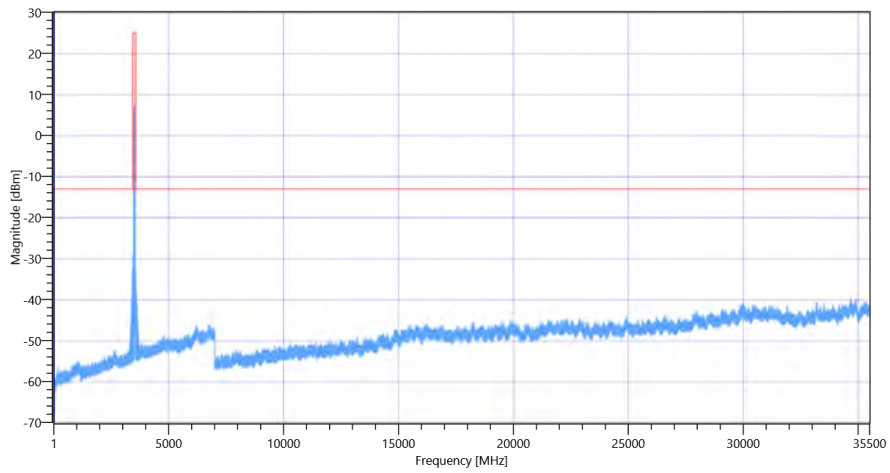
Test freq: high, UL[MHz]/CH 3515/0, CBW [MHz]: 70, RB_100PCT, Mod: 256QAM

READ SA SETTINGS:

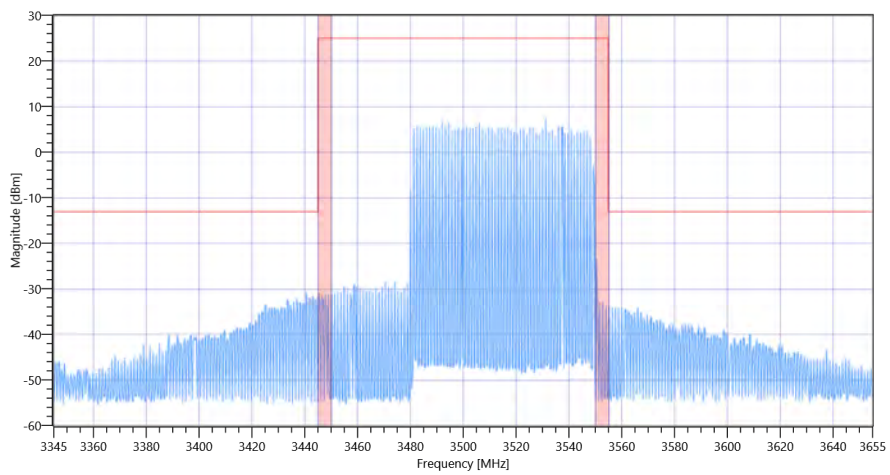
RefLevel [dBm] RefLevelOffset [dB] InpAtt [dB]	-3.71 0 15
Start [MHz] Stop [MHz]	1.000 401.000
RBW [MHz] VBW [MHz]	1.000000 3.000000
Detector TraceMode	POS MAXH
Sweep: Time [ms] Count Points per Section Type	1600 1 1001 SWE

RESULT Test freq: high, UL[MHz]/CH 3515/0, CBW [MHz]: 70, RB_100PCT, Mod: 256QAM

Test Description	Lower Limit	Upper Limit	Measured	Unit	Verdict
Peaks higher limit	---	0	0	no	PASS



FCC, ISED # TX Emissions conducted ~ NR Band_77_A Ant-1 SCS-30 3515 MHz



FCC, ISED # TX Emissions conducted ~ NR Band_77_A Ant-1 SCS-30 3515

General verdict

PASS

FCC, ISED # TX Emissions conducted ~ NR Band_77_A Ant-1 SCS-30

Test References	
TC Start	30.06.2022 19:03:57
Ambit Temp [°C] Humidity [rel%]	26.5 47
System Version	3.2.0.2
Test Specification	FCC, ISED -
Test Method	
TC Version	0.0.1
My Description	FCC/ISED MobileRadio TX Emissions conducted - NR Band_77_A
Add. Information	

Test Parameter	
Technology to test	NR
Band	Band_77_A
SCS [kHz]	30
Waveform	CPOFDM
Antenna Port used	1
Temperature	nom
Voltage	nom
Frequency low to test	False
Frequency mid to test	False
Frequency high to test	True
Auto Control enabled Power Supply Climatic Box	No No
Additional Path Loss [dB]	0
Switched Path	None

Test Equipment	
Signal analyzer,Rohde&Schwarz,FSV-40,1307.9002K40/101042,3.70	

Test at BW [MHz]: 80

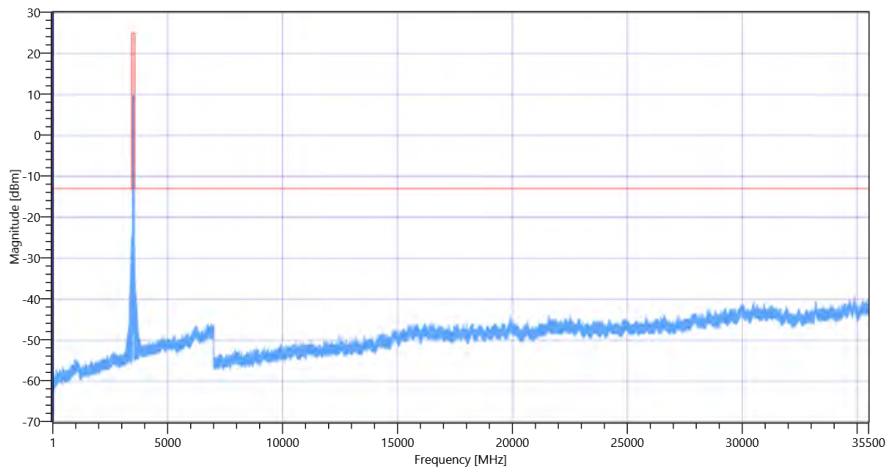
Test freq: high, UL[MHz]/CH 3510/0, CBW [MHz]: 80, RB_100PCT, Mod: QPSK

READ SA SETTINGS:

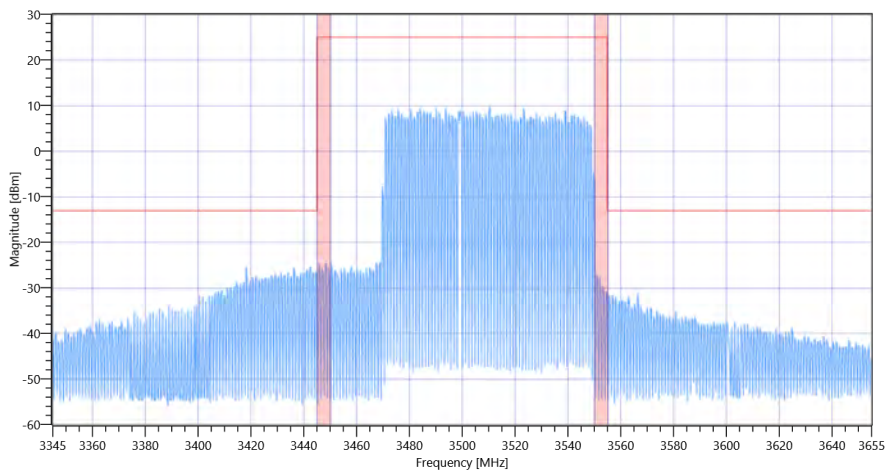
RefLevel [dBm] RefLevelOffset [dB] InpAtt [dB]	-2.56 0 15
Start [MHz] Stop [MHz]	1.000 401.000
RBW [MHz] VBW [MHz]	1.000000 3.000000
Detector TraceMode	POS MAXH
Sweep: Time [ms] Count Points per Section Type	1600 1 1001 SWE

RESULT Test freq: high, UL[MHz]/CH 3510/0, CBW [MHz]: 80, RB_100PCT, Mod: QPSK

Test Description	Lower Limit	Upper Limit	Measured	Unit	Verdict
Peaks higher limit	---	0	0	no	PASS



FCC, ISED # TX Emissions conducted ~ NR Band_77_A Ant-1 SCS-30 3510 MHz



FCC, ISED # TX Emissions conducted ~ NR Band_77_A Ant-1 SCS-30 3510

Test freq: high, UL[MHz]/CH 3510/0, CBW [MHz]: 80, RB_100PCT, Mod: 16QAM

READ SA SETTINGS:

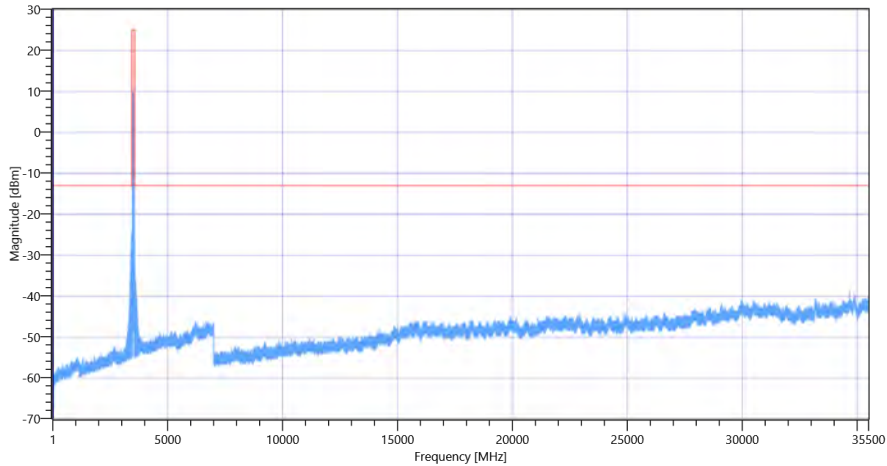
RefLevel [dBm] RefLevelOffset [dB] InpAtt [dB]	-1.39 0 15
Start [MHz] Stop [MHz]	1.000 401.000
RBW [MHz] VBW [MHz]	1.000000 3.000000

READ SA SETTINGS:

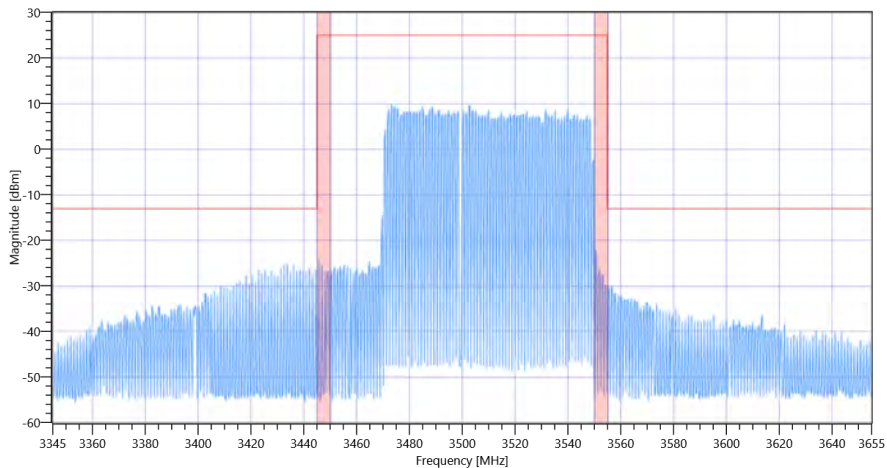
Detector | TraceMode POS | MAXH
Sweep: Time [ms] | Count | Points per Section | Type 1600 | 1 | 1001 | SWE

RESULT Test freq: high, UL[MHz]/CH 3510/0, CBW [MHz]: 80, RB_100PCT, Mod: 16QAM

Test Description	Lower Limit	Upper Limit	Measured	Unit	Verdict
Peaks higher limit	---	0	0	no	PASS



FCC, ISED # TX Emissions conducted ~ NR Band_77_A Ant-1 SCS-30 3510 MHz



FCC, ISED # TX Emissions conducted ~ NR Band_77_A Ant-1 SCS-30 3510

Test freq: high, UL[MHz]/CH 3510/0, CBW [MHz]: 80, RB_100PCT, Mod: 64QAM

READ SA SETTINGS:

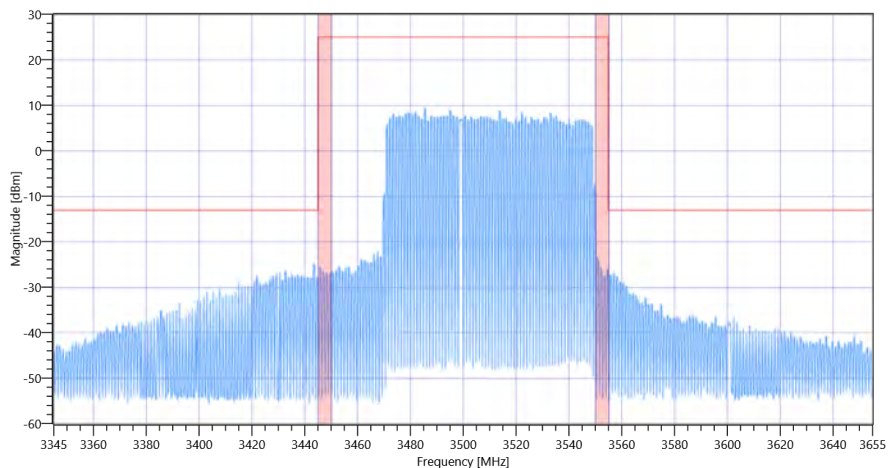
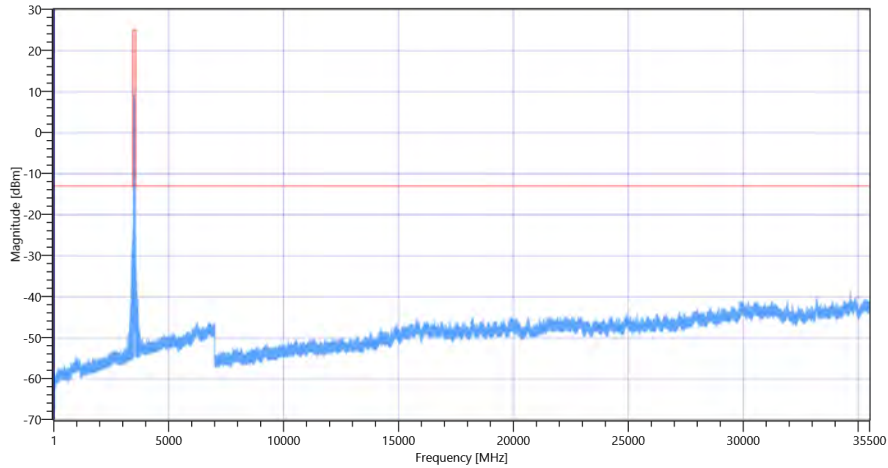
RefLevel [dBm] | RefLevelOffset [dB] | InpAtt [dB] -2.31 | 0 | 15
Start [MHz] | Stop [MHz] 1.000 | 401.000
RBW [MHz] | VBW [MHz] 1.000000 | 3.000000
Detector | TraceMode POS | MAXH
Sweep: Time [ms] | Count | Points per Section | Type 1600 | 1 | 1001 | SWE

RESULT Test freq: high, UL[MHz]/CH 3510/0, CBW [MHz]: 80, RB_100PCT, Mod: 64QAM

Test Description	Lower Limit	Upper Limit	Measured	Unit	Verdict
------------------	-------------	-------------	----------	------	---------

RESULT Test freq: high, UL[MHz]/CH 3510/0, CBW [MHz]: 80, RB_100PCT, Mod: 64QAM

Test Description	Lower Limit	Upper Limit	Measured	Unit	Verdict
Peaks higher limit	---	0	0	no	PASS



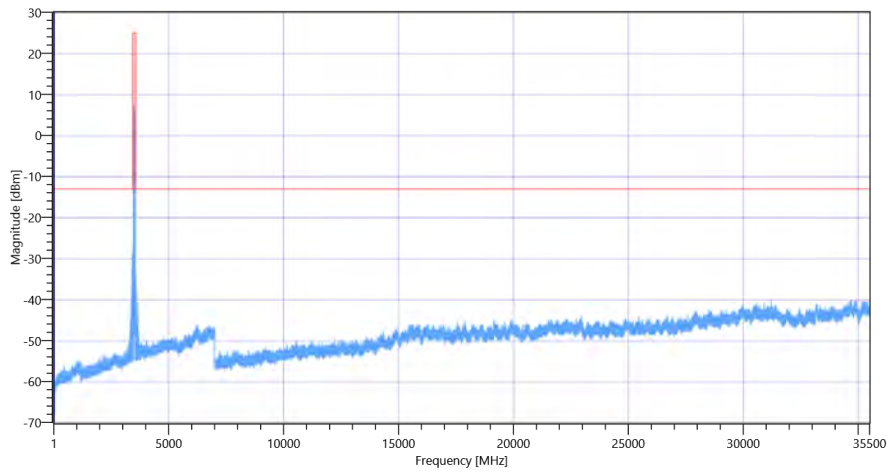
Test freq: high, UL[MHz]/CH 3510/0, CBW [MHz]: 80, RB_100PCT, Mod: 256QAM

READ SA SETTINGS:

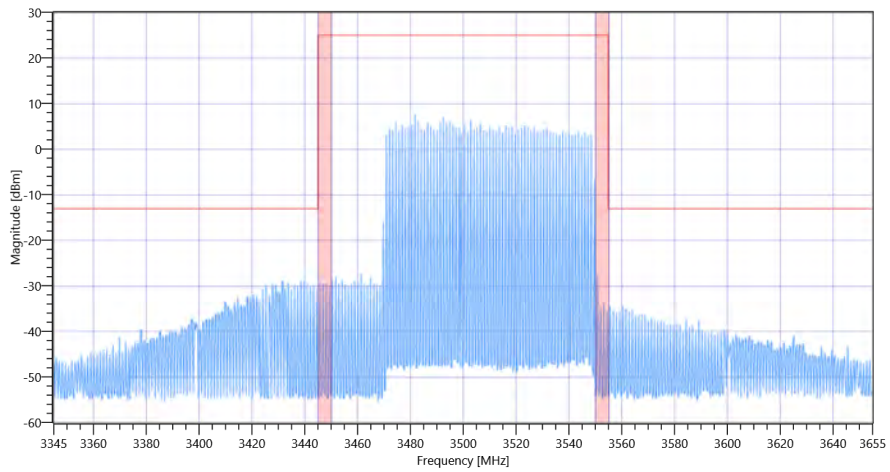
RefLevel [dBm] RefLevelOffset [dB] InpAtt [dB]	-3.51 0 15
Start [MHz] Stop [MHz]	1.000 401.000
RBW [MHz] VBW [MHz]	1.000000 3.000000
Detector TraceMode	POS MAXH
Sweep: Time [ms] Count Points per Section Type	1600 1 1001 SWE

RESULT Test freq: high, UL[MHz]/CH 3510/0, CBW [MHz]: 80, RB_100PCT, Mod: 256QAM

Test Description	Lower Limit	Upper Limit	Measured	Unit	Verdict
Peaks higher limit	---	0	0	no	PASS



FCC, ISED # TX Emissions conducted ~ NR Band_77_A Ant-1 SCS-30 3510 MHz



FCC, ISED # TX Emissions conducted ~ NR Band_77_A Ant-1 SCS-30 3510

General verdict

PASS

FCC, ISED # TX Emissions conducted ~ NR Band_77_A Ant-1 SCS-30

Test References	
TC Start	30.06.2022 18:37:56
Ambit Temp [°C] Humidity [rel%]	26.7 47
System Version	3.2.0.2
Test Specification	FCC, ISED -
Test Method	
TC Version	0.0.1
My Description	FCC/ISED MobileRadio TX Emissions conducted - NR Band_77_A
Add. Information	

Test Parameter	
Technology to test	NR
Band	Band_77_A
SCS [kHz]	30
Waveform	CPOFDM
Antenna Port used	1
Temperature	nom
Voltage	nom
Frequency low to test	False
Frequency mid to test	False
Frequency high to test	True
Auto Control enabled Power Supply Climatic Box	No No
Additional Path Loss [dB]	0
Switched Path	None

Test Equipment	
Signal analyzer,Rohde&Schwarz,FSV-40,1307.9002K40/101042,3.70	

Test at BW [MHz]: 90

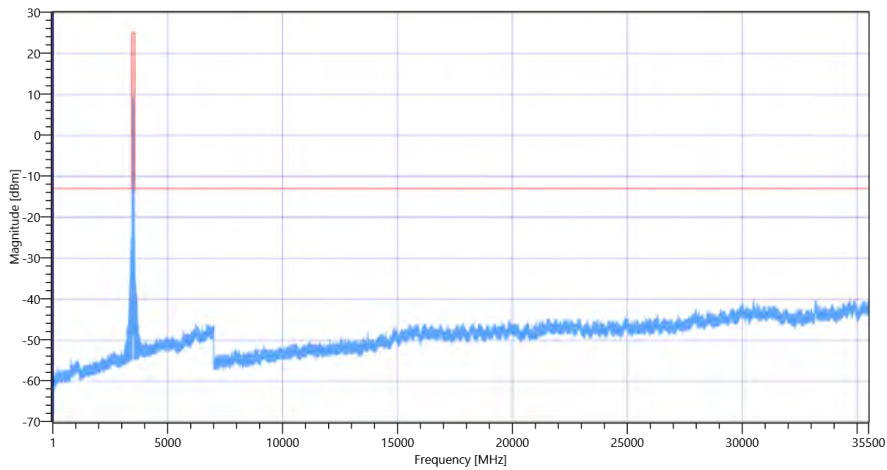
Test freq: high, UL[MHz]/CH 3505/0, CBW [MHz]: 90, RB_100PCT, Mod: QPSK

READ SA SETTINGS:

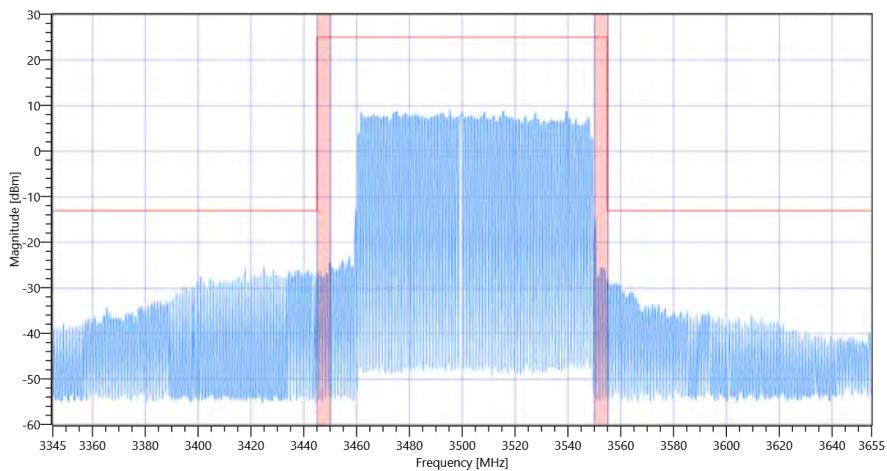
RefLevel [dBm] RefLevelOffset [dB] InpAtt [dB]	-1.92 0 15
Start [MHz] Stop [MHz]	1.000 401.000
RBW [MHz] VBW [MHz]	1.000000 3.000000
Detector TraceMode	POS MAXH
Sweep: Time [ms] Count Points per Section Type	1600 1 1001 SWE

RESULT Test freq: high, UL[MHz]/CH 3505/0, CBW [MHz]: 90, RB_100PCT, Mod: QPSK

Test Description	Lower Limit	Upper Limit	Measured	Unit	Verdict
Peaks higher limit	---	0	0	no	PASS



FCC, ISED # TX Emissions conducted ~ NR Band_77_A Ant-1 SCS-30 3505 MHz



FCC, ISED # TX Emissions conducted ~ NR Band_77_A Ant-1 SCS-30 3505

Test freq: high, UL[MHz]/CH 3505/0, CBW [MHz]: 90, RB_100PCT, Mod: 16QAM

READ SA SETTINGS:

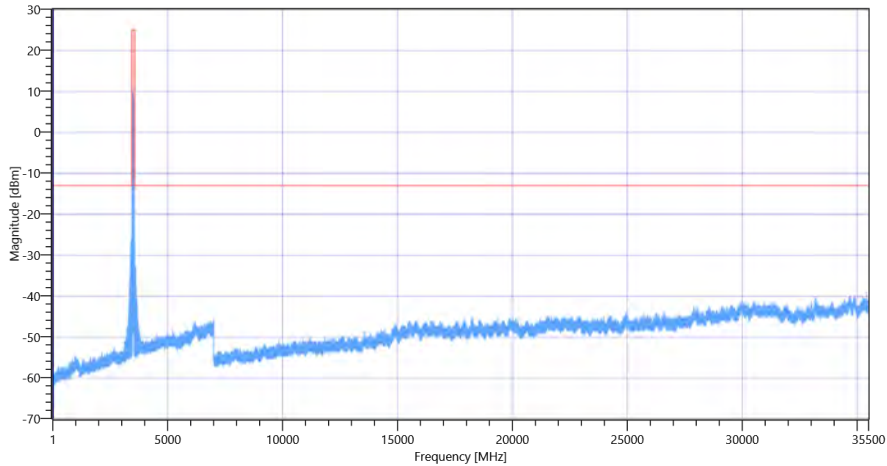
RefLevel [dBm] RefLevelOffset [dB] InpAtt [dB]	-1.72 0 15
Start [MHz] Stop [MHz]	1.000 401.000
RBW [MHz] VBW [MHz]	1.000000 3.000000

READ SA SETTINGS:

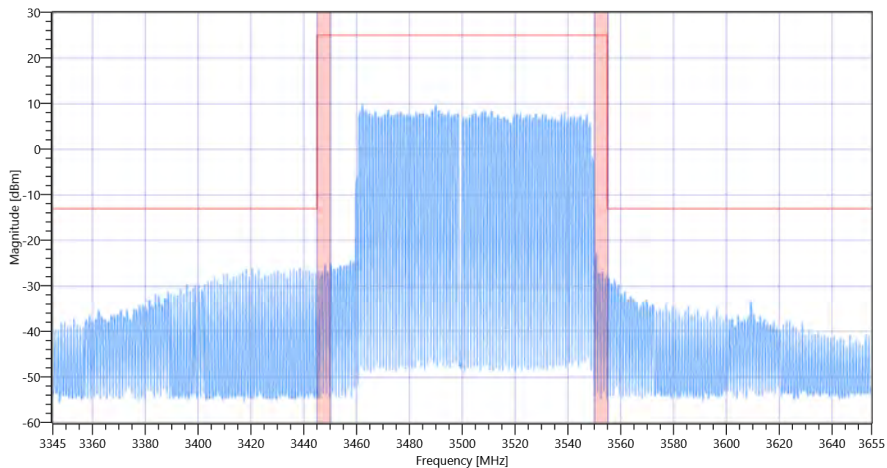
Detector | TraceMode POS | MAXH
Sweep: Time [ms] | Count | Points per Section | Type 1600 | 1 | 1001 | SWE

RESULT Test freq: high, UL[MHz]/CH 3505/0, CBW [MHz]: 90, RB_100PCT, Mod: 16QAM

Test Description	Lower Limit	Upper Limit	Measured	Unit	Verdict
Peaks higher limit	---	0	0	no	PASS



FCC, ISED # TX Emissions conducted ~ NR Band_77_A Ant-1 SCS-30 3505 MHz



FCC, ISED # TX Emissions conducted ~ NR Band_77_A Ant-1 SCS-30 3505

Test freq: high, UL[MHz]/CH 3505/0, CBW [MHz]: 90, RB_100PCT, Mod: 64QAM

READ SA SETTINGS:

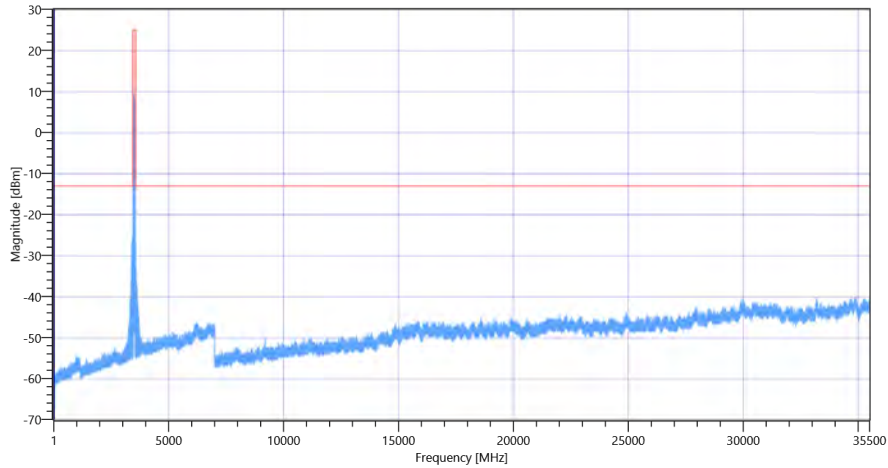
RefLevel [dBm] | RefLevelOffset [dB] | InpAtt [dB] -2.48 | 0 | 15
Start [MHz] | Stop [MHz] 1.000 | 401.000
RBW [MHz] | VBW [MHz] 1.000000 | 3.000000
Detector | TraceMode POS | MAXH
Sweep: Time [ms] | Count | Points per Section | Type 1600 | 1 | 1001 | SWE

RESULT Test freq: high, UL[MHz]/CH 3505/0, CBW [MHz]: 90, RB_100PCT, Mod: 64QAM

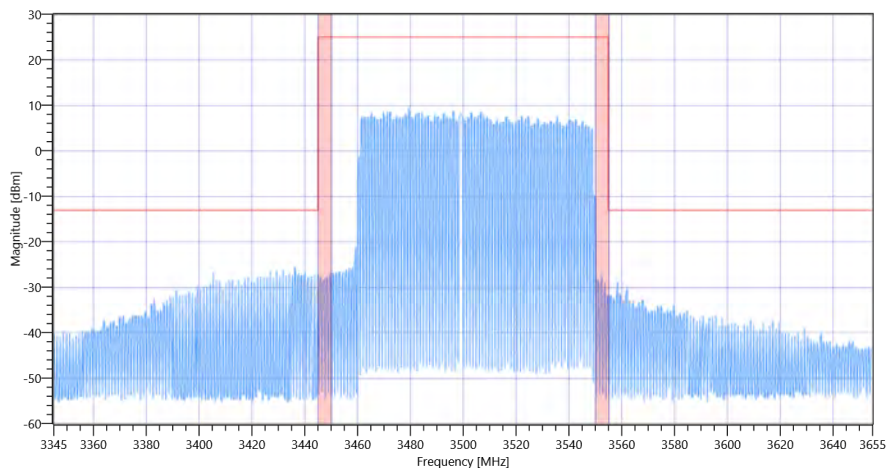
Test Description	Lower Limit	Upper Limit	Measured	Unit	Verdict
------------------	-------------	-------------	----------	------	---------

RESULT Test freq: high, UL[MHz]/CH 3505/0, CBW [MHz]: 90, RB_100PCT, Mod: 64QAM

Test Description	Lower Limit	Upper Limit	Measured	Unit	Verdict
Peaks higher limit	---	0	0	no	PASS



FCC, ISED # TX Emissions conducted ~ NR Band_77_A Ant-1 SCS-30 3505 MHz



FCC, ISED # TX Emissions conducted ~ NR Band_77_A Ant-1 SCS-30 3505

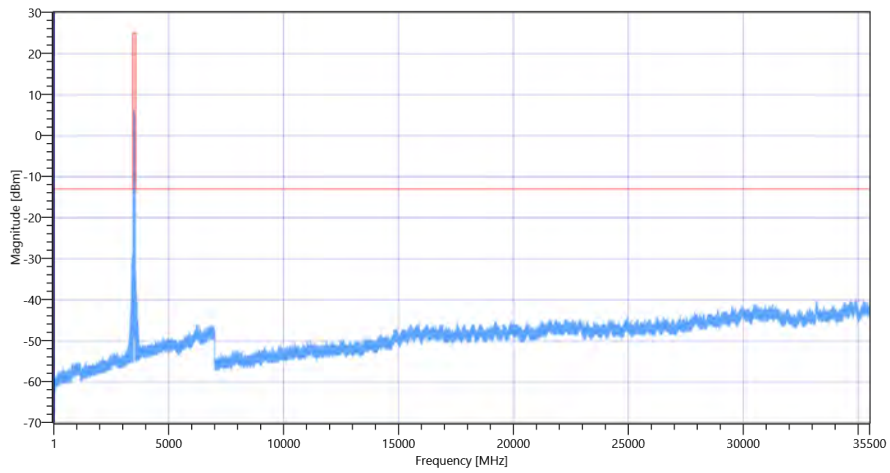
Test freq: high, UL[MHz]/CH 3505/0, CBW [MHz]: 90, RB_100PCT, Mod: 256QAM

READ SA SETTINGS:

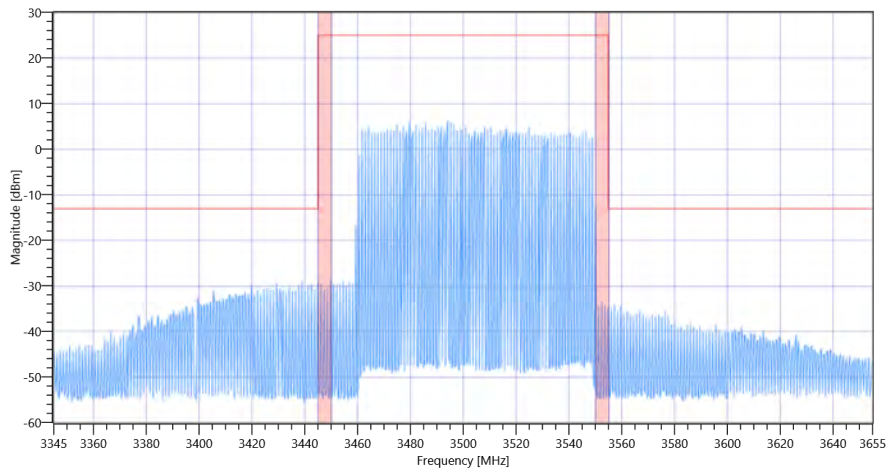
RefLevel [dBm] RefLevelOffset [dB] InpAtt [dB]	-4.98 0 15
Start [MHz] Stop [MHz]	1.000 401.000
RBW [MHz] VBW [MHz]	1.000000 3.000000
Detector TraceMode	POS MAXH
Sweep: Time [ms] Count Points per Section Type	1600 1 1001 SWE

RESULT Test freq: high, UL[MHz]/CH 3505/0, CBW [MHz]: 90, RB_100PCT, Mod: 256QAM

Test Description	Lower Limit	Upper Limit	Measured	Unit	Verdict
Peaks higher limit	---	0	0	no	PASS



FCC, ISED # TX Emissions conducted ~ NR Band_77_A Ant-1 SCS-30 3505 MHz



FCC, ISED # TX Emissions conducted ~ NR Band_77_A Ant-1 SCS-30 3505

General verdict

PASS

FCC, ISED # TX Emissions conducted ~ NR Band_77_A Ant-1 SCS-30

Test References	
TC Start	30.06.2022 17:27:58
Ambit Temp [°C] Humidity [rel%]	27.4 43
System Version	3.2.0.2
Test Specification	FCC, ISED -
Test Method	
TC Version	0.0.1
My Description	FCC/ISED MobileRadio TX Emissions conducted - NR Band_77_A
Add. Information	

Test Parameter	
Technology to test	NR
Band	Band_77_A
SCS [kHz]	30
Waveform	CPOFDM
Antenna Port used	1
Temperature	nom
Voltage	nom
Frequency low to test	True
Frequency mid to test	False
Frequency high to test	False
Auto Control enabled Power Supply Climatic Box	No No
Additional Path Loss [dB]	0
Switched Path	None

Test Equipment	
Signal analyzer,Rohde&Schwarz,FSV-40,1307.9002K40/101042,3.70	

Test at BW [MHz]: 80

Test freq: low, UL[MHz]/CH 3490/0, CBW [MHz]: 80, RB_100PCT, Mod: QPSK

READ SA SETTINGS:

RefLevel [dBm] RefLevelOffset [dB] InpAtt [dB]	-2.25 0 15
Start [MHz] Stop [MHz]	1.000 401.000
RBW [MHz] VBW [MHz]	1.000000 3.000000
Detector TraceMode	POS MAXH
Sweep: Time [ms] Count Points per Section Type	1600 1 1001 SWE

RESULT Test freq: low, UL[MHz]/CH 3490/0, CBW [MHz]: 80, RB_100PCT, Mod: QPSK

Test Description	Lower Limit	Upper Limit	Measured	Unit	Verdict
Peaks higher limit	---	0	0	no	PASS

FCC, ISED # TX Emissions conducted ~ NR Band_77_A Ant-1 SCS-30 3490 MHz

FCC, ISED # TX Emissions conducted ~ NR Band_77_A Ant-1 SCS-30 3490

Test freq: low, UL[MHz]/CH 3490/0, CBW [MHz]: 80, RB_100PCT, Mod: 16QAM

READ SA SETTINGS:

RefLevel [dBm] RefLevelOffset [dB] InpAtt [dB]	-1.38 0 15
Start [MHz] Stop [MHz]	1.000 401.000
RBW [MHz] VBW [MHz]	1.000000 3.000000

READ SA SETTINGS:

Detector | TraceMode POS | MAXH
Sweep: Time [ms] | Count | Points per Section | Type 1600 | 1 | 1001 | SWE

RESULT Test freq: low, UL[MHz]/CH 3490/0, CBW [MHz]: 80, RB_100PCT, Mod: 16QAM

Test Description	Lower Limit	Upper Limit	Measured	Unit	Verdict
Peaks higher limit	---	0	0	no	PASS

FCC, ISED # TX Emissions conducted ~ NR Band_77_A Ant-1 SCS-30 3490 MHz

FCC, ISED # TX Emissions conducted ~ NR Band_77_A Ant-1 SCS-30 3490

Test freq: low, UL[MHz]/CH 3490/0, CBW [MHz]: 80, RB_100PCT, Mod: 64QAM

READ SA SETTINGS:

RefLevel [dBm] | RefLevelOffset [dB] | InpAtt [dB] -2.28 | 0 | 15
Start [MHz] | Stop [MHz] 1.000 | 401.000
RBW [MHz] | VBW [MHz] 1.000000 | 3.000000
Detector | TraceMode POS | MAXH
Sweep: Time [ms] | Count | Points per Section | Type 1600 | 1 | 1001 | SWE

RESULT Test freq: low, UL[MHz]/CH 3490/0, CBW [MHz]: 80, RB_100PCT, Mod: 64QAM

Test Description	Lower Limit	Upper Limit	Measured	Unit	Verdict
------------------	-------------	-------------	----------	------	---------

RESULT Test freq: low, UL[MHz]/CH 3490/0, CBW [MHz]: 80, RB_100PCT, Mod: 64QAM

Test Description	Lower Limit	Upper Limit	Measured	Unit	Verdict
Peaks higher limit	---	0	0	no	PASS

FCC, ISED # TX Emissions conducted ~ NR Band_77_A Ant-1 SCS-30 3490 MHz

FCC, ISED # TX Emissions conducted ~ NR Band_77_A Ant-1 SCS-30 3490

Test freq: low, UL[MHz]/CH 3490/0, CBW [MHz]: 80, RB_100PCT, Mod: 256QAM

READ SA SETTINGS:

RefLevel [dBm] RefLevelOffset [dB] InpAtt [dB]	-3.49 0 15
Start [MHz] Stop [MHz]	1.000 401.000
RBW [MHz] VBW [MHz]	1.000000 3.000000
Detector TraceMode	POS MAXH
Sweep: Time [ms] Count Points per Section Type	1600 1 1001 SWE

RESULT Test freq: low, UL[MHz]/CH 3490/0, CBW [MHz]: 80, RB_100PCT, Mod: 256QAM

Test Description	Lower Limit	Upper Limit	Measured	Unit	Verdict
Peaks higher limit	---	0	0	no	PASS

FCC, ISED # TX Emissions conducted ~ NR Band_77_A Ant-1 SCS-30 3490 MHz

FCC, ISED # TX Emissions conducted ~ NR Band_77_A Ant-1 SCS-30 3490

General verdict

PASS

FCC, ISED # TX Emissions conducted ~ NR Band_77_A Ant-1 SCS-30

Test References	
TC Start	30.06.2022 17:01:24
Ambit Temp [°C] Humidity [rel%]	27.4 42
System Version	3.2.0.2
Test Specification	FCC, ISED -
Test Method	
TC Version	0.0.1
My Description	FCC/ISED MobileRadio TX Emissions conducted - NR Band_77_A
Add. Information	

Test Parameter	
Technology to test	NR
Band	Band_77_A
SCS [kHz]	30
Waveform	CPOFDM
Antenna Port used	1
Temperature	nom
Voltage	nom
Frequency low to test	True
Frequency mid to test	False
Frequency high to test	False
Auto Control enabled Power Supply Climatic Box	No No
Additional Path Loss [dB]	0
Switched Path	None

Test Equipment	
Signal analyzer,Rohde&Schwarz,FSV-40,1307.9002K40/101042,3.70	

Test at BW [MHz]: 70

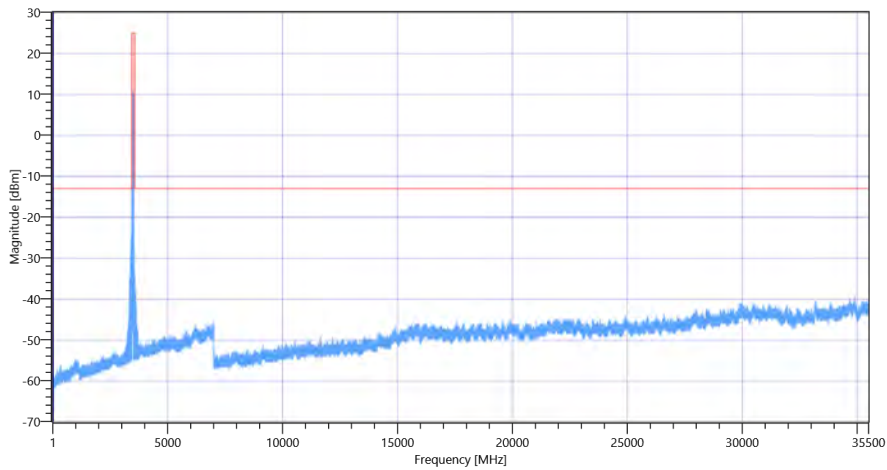
Test freq: low, UL[MHz]/CH 3485/0, CBW [MHz]: 70, RB_100PCT, Mod: QPSK

READ SA SETTINGS:

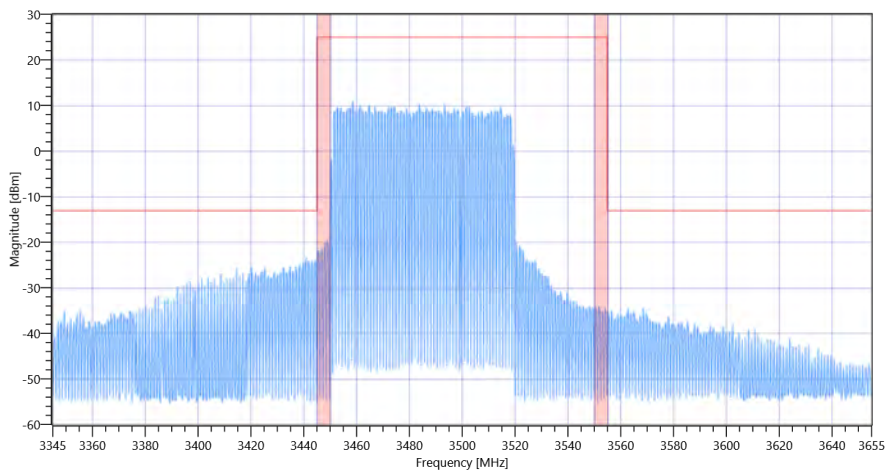
RefLevel [dBm] RefLevelOffset [dB] InpAtt [dB]	-1.58 0 15
Start [MHz] Stop [MHz]	1.000 401.000
RBW [MHz] VBW [MHz]	1.000000 3.000000
Detector TraceMode	POS MAXH
Sweep: Time [ms] Count Points per Section Type	1600 1 1001 SWE

RESULT Test freq: low, UL[MHz]/CH 3485/0, CBW [MHz]: 70, RB_100PCT, Mod: QPSK

Test Description	Lower Limit	Upper Limit	Measured	Unit	Verdict
Peaks higher limit	---	0	0	no	PASS



FCC, ISED # TX Emissions conducted ~ NR Band_77_A Ant-1 SCS-30 3485 MHz



FCC, ISED # TX Emissions conducted ~ NR Band_77_A Ant-1 SCS-30 3485

Test freq: low, UL[MHz]/CH 3485/0, CBW [MHz]: 70, RB_100PCT, Mod: 16QAM

READ SA SETTINGS:

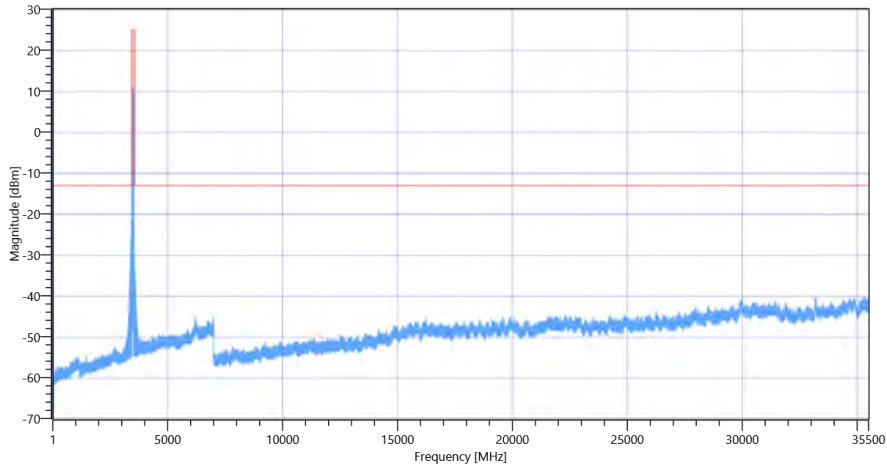
RefLevel [dBm] RefLevelOffset [dB] InpAtt [dB]	-0.04 0 15
Start [MHz] Stop [MHz]	1.000 401.000
RBW [MHz] VBW [MHz]	1.000000 3.000000

READ SA SETTINGS:

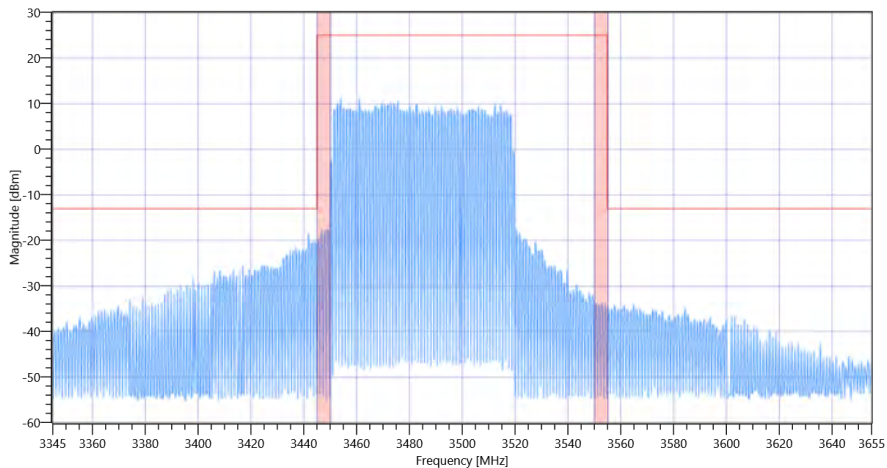
Detector | TraceMode POS | MAXH
Sweep: Time [ms] | Count | Points per Section | Type 1600 | 1 | 1001 | SWE

RESULT Test freq: low, UL[MHz]/CH 3485/0, CBW [MHz]: 70, RB_100PCT, Mod: 16QAM

Test Description	Lower Limit	Upper Limit	Measured	Unit	Verdict
Peaks higher limit	---	0	0	no	PASS



FCC, ISED # TX Emissions conducted ~ NR Band_77_A Ant-1 SCS-30 3485 MHz



FCC, ISED # TX Emissions conducted ~ NR Band_77_A Ant-1 SCS-30 3485

Test freq: low, UL[MHz]/CH 3485/0, CBW [MHz]: 70, RB_100PCT, Mod: 64QAM

READ SA SETTINGS:

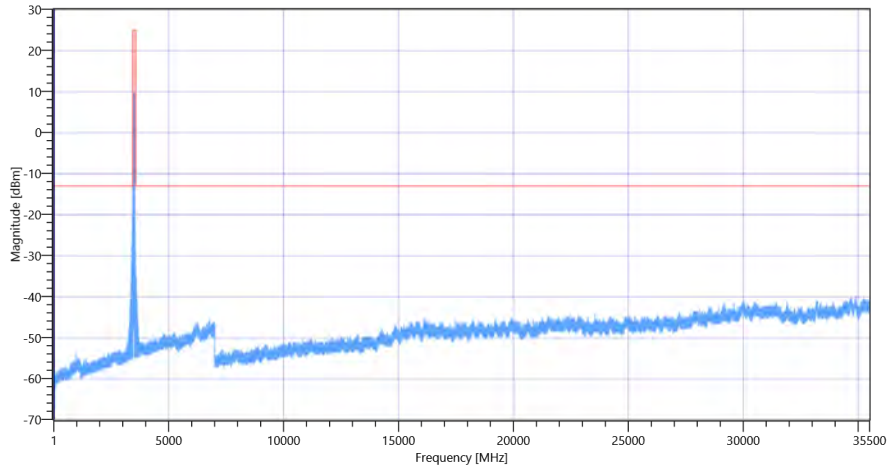
RefLevel [dBm] | RefLevelOffset [dB] | InpAtt [dB] -1.52 | 0 | 15
Start [MHz] | Stop [MHz] 1.000 | 401.000
RBW [MHz] | VBW [MHz] 1.000000 | 3.000000
Detector | TraceMode POS | MAXH
Sweep: Time [ms] | Count | Points per Section | Type 1600 | 1 | 1001 | SWE

RESULT Test freq: low, UL[MHz]/CH 3485/0, CBW [MHz]: 70, RB_100PCT, Mod: 64QAM

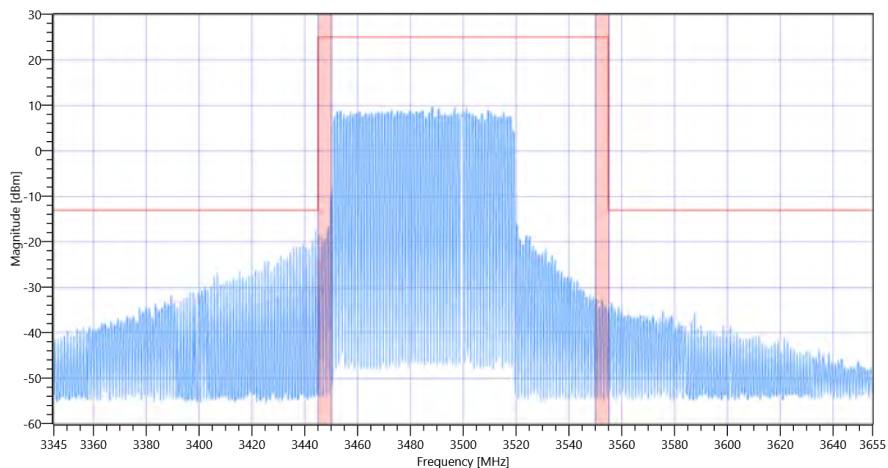
Test Description	Lower Limit	Upper Limit	Measured	Unit	Verdict
------------------	-------------	-------------	----------	------	---------

RESULT Test freq: low, UL[MHz]/CH 3485/0, CBW [MHz]: 70, RB_100PCT, Mod: 64QAM

Test Description	Lower Limit	Upper Limit	Measured	Unit	Verdict
Peaks higher limit	---	0	0	no	PASS



FCC, ISED # TX Emissions conducted ~ NR Band_77_A Ant-1 SCS-30 3485 MHz



FCC, ISED # TX Emissions conducted ~ NR Band_77_A Ant-1 SCS-30 3485

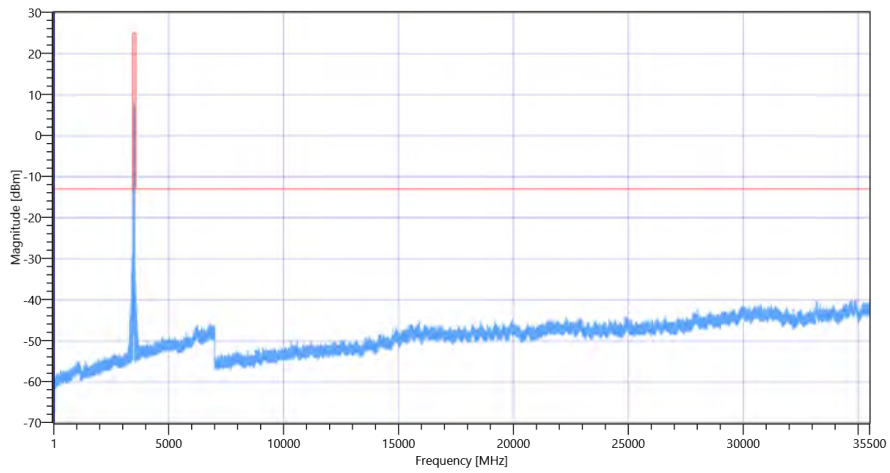
Test freq: low, UL[MHz]/CH 3485/0, CBW [MHz]: 70, RB_100PCT, Mod: 256QAM

READ SA SETTINGS:

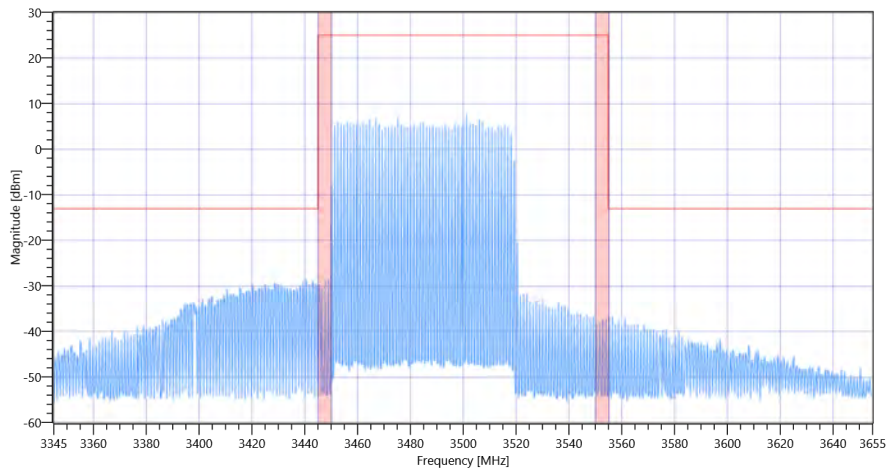
RefLevel [dBm] RefLevelOffset [dB] InpAtt [dB]	-3.16 0 15
Start [MHz] Stop [MHz]	1.000 401.000
RBW [MHz] VBW [MHz]	1.000000 3.000000
Detector TraceMode	POS MAXH
Sweep: Time [ms] Count Points per Section Type	1600 1 1001 SWE

RESULT Test freq: low, UL[MHz]/CH 3485/0, CBW [MHz]: 70, RB_100PCT, Mod: 256QAM

Test Description	Lower Limit	Upper Limit	Measured	Unit	Verdict
Peaks higher limit	---	0	0	no	PASS



FCC, ISED # TX Emissions conducted ~ NR Band_77_A Ant-1 SCS-30 3485 MHz



FCC, ISED # TX Emissions conducted ~ NR Band_77_A Ant-1 SCS-30 3485

General verdict

PASS

FCC, ISED # TX Emissions conducted ~ NR Band_77_A Ant-1 SCS-30

Test References	
TC Start	30.06.2022 16:16:51
Ambit Temp [°C] Humidity [rel%]	27.4 42
System Version	3.2.0.2
Test Specification	FCC, ISED -
Test Method	
TC Version	0.0.1
My Description	FCC/ISED MobileRadio TX Emissions conducted - NR Band_77_A
Add. Information	

Test Parameter	
Technology to test	NR
Band	Band_77_A
SCS [kHz]	30
Waveform	CPOFDM
Antenna Port used	1
Temperature	nom
Voltage	nom
Frequency low to test	True
Frequency mid to test	False
Frequency high to test	False
Auto Control enabled Power Supply Climatic Box	No No
Additional Path Loss [dB]	0
Switched Path	None

Test Equipment	
Signal analyzer,Rohde&Schwarz,FSV-40,1307.9002K40/101042,3.70	

Test at BW [MHz]: 60

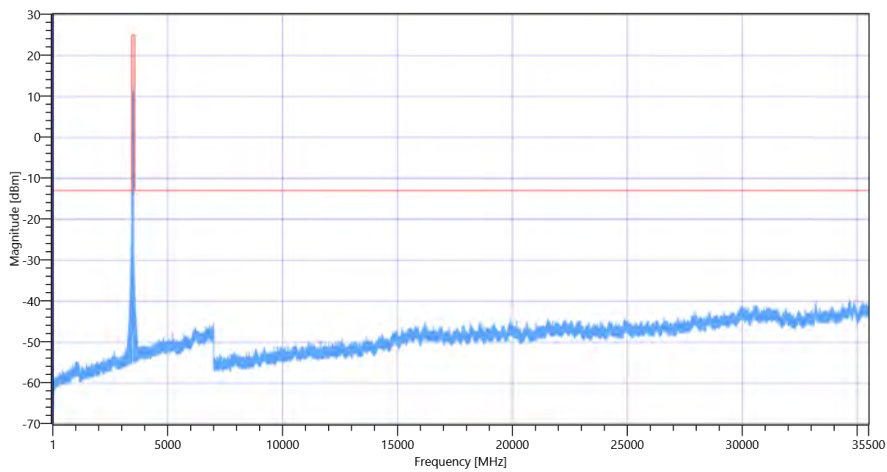
Test freq: low, UL[MHz]/CH 3480/0, CBW [MHz]: 60, RB_100PCT, Mod: QPSK

READ SA SETTINGS:

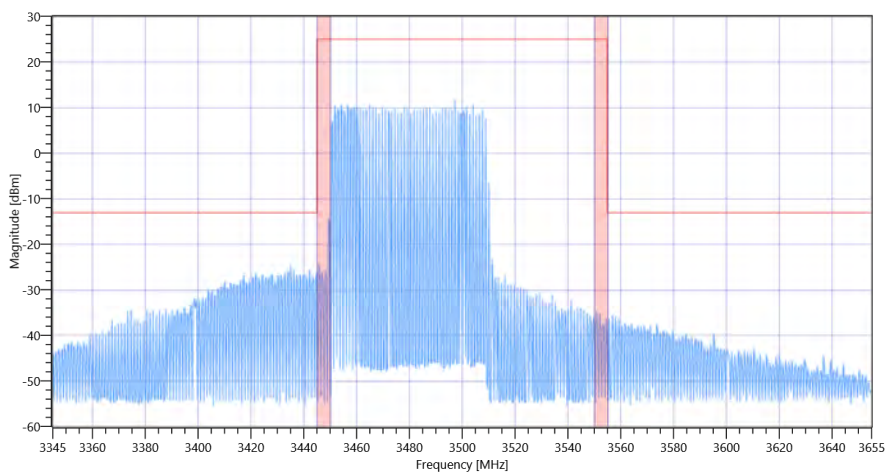
RefLevel [dBm] RefLevelOffset [dB] InpAtt [dB]	-1.06 0 15
Start [MHz] Stop [MHz]	1.000 401.000
RBW [MHz] VBW [MHz]	1.000000 3.000000
Detector TraceMode	POS MAXH
Sweep: Time [ms] Count Points per Section Type	1600 1 1001 SWE

RESULT Test freq: low, UL[MHz]/CH 3480/0, CBW [MHz]: 60, RB_100PCT, Mod: QPSK

Test Description	Lower Limit	Upper Limit	Measured	Unit	Verdict
Peaks higher limit	---	0	0	no	PASS



FCC, ISED # TX Emissions conducted ~ NR Band_77_A Ant-1 SCS-30 3480 MHz



FCC, ISED # TX Emissions conducted ~ NR Band_77_A Ant-1 SCS-30 3480

Test freq: low, UL[MHz]/CH 3480/0, CBW [MHz]: 60, RB_100PCT, Mod: 16QAM

READ SA SETTINGS:

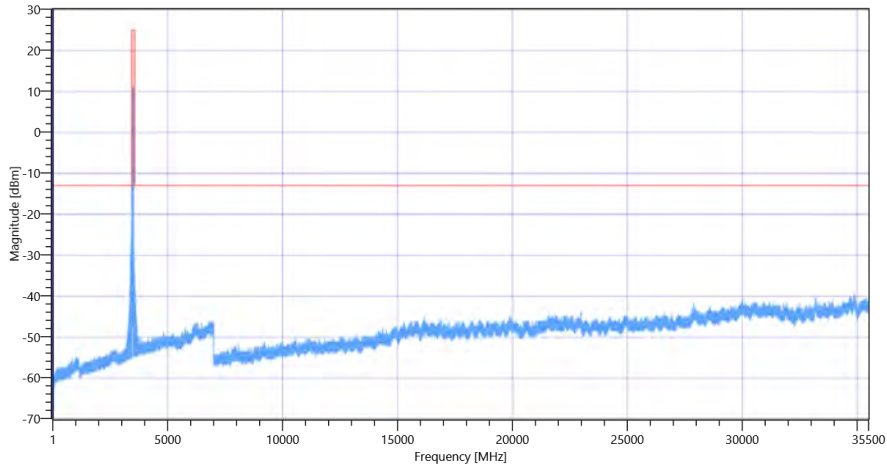
RefLevel [dBm] RefLevelOffset [dB] InpAtt [dB]	-0.43 0 15
Start [MHz] Stop [MHz]	1.000 401.000
RBW [MHz] VBW [MHz]	1.000000 3.000000

READ SA SETTINGS:

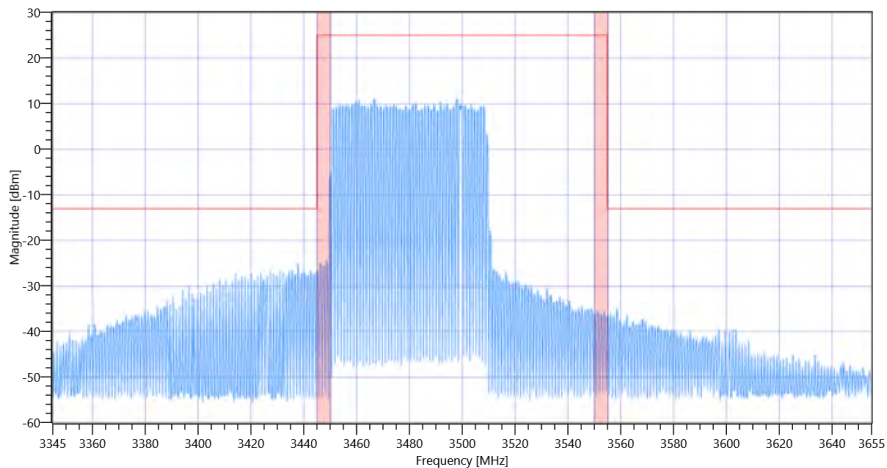
Detector | TraceMode POS | MAXH
Sweep: Time [ms] | Count | Points per Section | Type 1600 | 1 | 1001 | SWE

RESULT Test freq: low, UL[MHz]/CH 3480/0, CBW [MHz]: 60, RB_100PCT, Mod: 16QAM

Test Description	Lower Limit	Upper Limit	Measured	Unit	Verdict
Peaks higher limit	---	0	0	no	PASS



FCC, ISED # TX Emissions conducted ~ NR Band_77_A Ant-1 SCS-30 3480 MHz



FCC, ISED # TX Emissions conducted ~ NR Band_77_A Ant-1 SCS-30 3480

Test freq: low, UL[MHz]/CH 3480/0, CBW [MHz]: 60, RB_100PCT, Mod: 64QAM

READ SA SETTINGS:

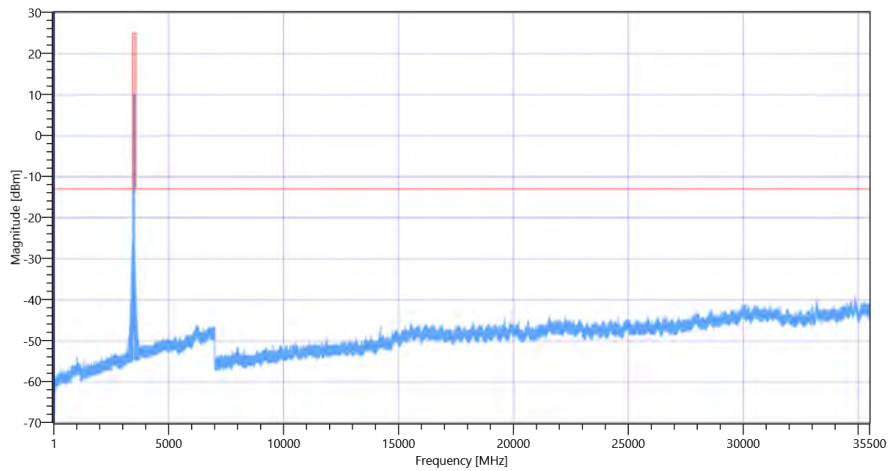
RefLevel [dBm] | RefLevelOffset [dB] | InpAtt [dB] -1.02 | 0 | 15
Start [MHz] | Stop [MHz] 1.000 | 401.000
RBW [MHz] | VBW [MHz] 1.000000 | 3.000000
Detector | TraceMode POS | MAXH
Sweep: Time [ms] | Count | Points per Section | Type 1600 | 1 | 1001 | SWE

RESULT Test freq: low, UL[MHz]/CH 3480/0, CBW [MHz]: 60, RB_100PCT, Mod: 64QAM

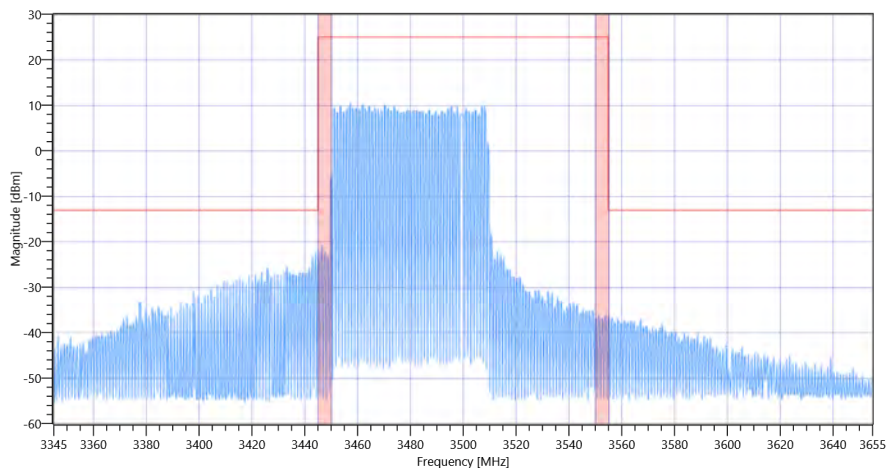
Test Description	Lower Limit	Upper Limit	Measured	Unit	Verdict
------------------	-------------	-------------	----------	------	---------

RESULT Test freq: low, UL[MHz]/CH 3480/0, CBW [MHz]: 60, RB_100PCT, Mod: 64QAM

Test Description	Lower Limit	Upper Limit	Measured	Unit	Verdict
Peaks higher limit	---	0	0	no	PASS



FCC, ISED # TX Emissions conducted ~ NR Band_77_A Ant-1 SCS-30 3480 MHz



FCC, ISED # TX Emissions conducted ~ NR Band_77_A Ant-1 SCS-30 3480

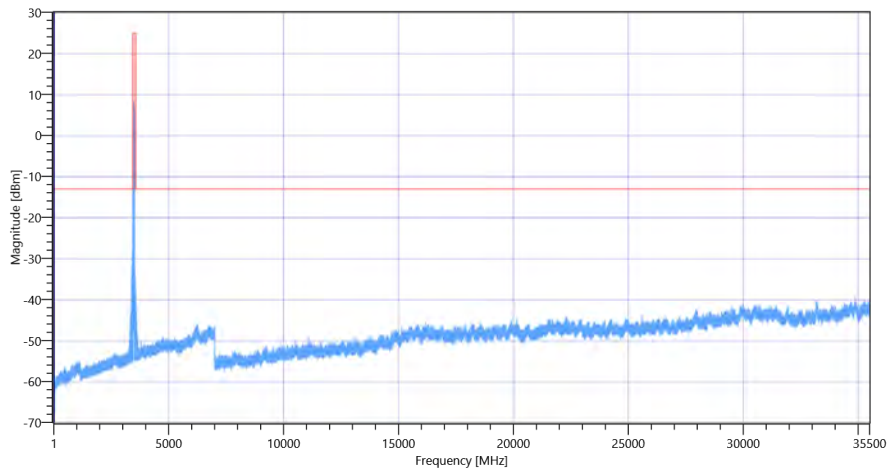
Test freq: low, UL[MHz]/CH 3480/0, CBW [MHz]: 60, RB_100PCT, Mod: 256QAM

READ SA SETTINGS:

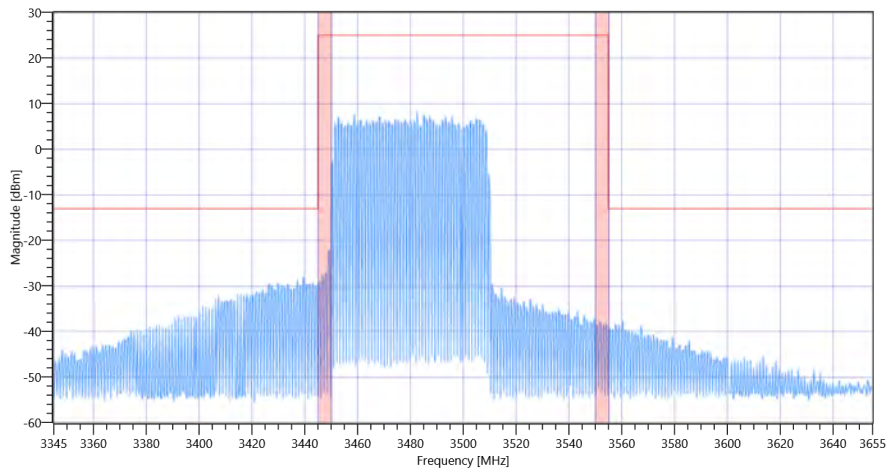
RefLevel [dBm] RefLevelOffset [dB] InpAtt [dB]	-2.20 0 15
Start [MHz] Stop [MHz]	1.000 401.000
RBW [MHz] VBW [MHz]	1.000000 3.000000
Detector TraceMode	POS MAXH
Sweep: Time [ms] Count Points per Section Type	1600 1 1001 SWE

RESULT Test freq: low, UL[MHz]/CH 3480/0, CBW [MHz]: 60, RB_100PCT, Mod: 256QAM

Test Description	Lower Limit	Upper Limit	Measured	Unit	Verdict
Peaks higher limit	---	0	0	no	PASS



FCC, ISED # TX Emissions conducted ~ NR Band_77_A Ant-1 SCS-30 3480 MHz



FCC, ISED # TX Emissions conducted ~ NR Band_77_A Ant-1 SCS-30 3480

General verdict

PASS

FCC, ISED # TX Emissions conducted ~ NR Band_77_A Ant-1 SCS-30

Test References	
TC Start	30.06.2022 15:50:39
Ambit Temp [°C] Humidity [rel%]	27.3 42
System Version	3.2.0.2
Test Specification	FCC, ISED -
Test Method	
TC Version	0.0.1
My Description	FCC/ISED MobileRadio TX Emissions conducted - NR Band_77_A
Add. Information	

Test Parameter	
Technology to test	NR
Band	Band_77_A
SCS [kHz]	30
Waveform	CPOFDM
Antenna Port used	1
Temperature	nom
Voltage	nom
Frequency low to test	True
Frequency mid to test	False
Frequency high to test	False
Auto Control enabled Power Supply Climatic Box	No No
Additional Path Loss [dB]	0
Switched Path	None

Test Equipment	
Signal analyzer,Rohde&Schwarz,FSV-40,1307.9002K40/101042,3.70	

Test at BW [MHz]: 50

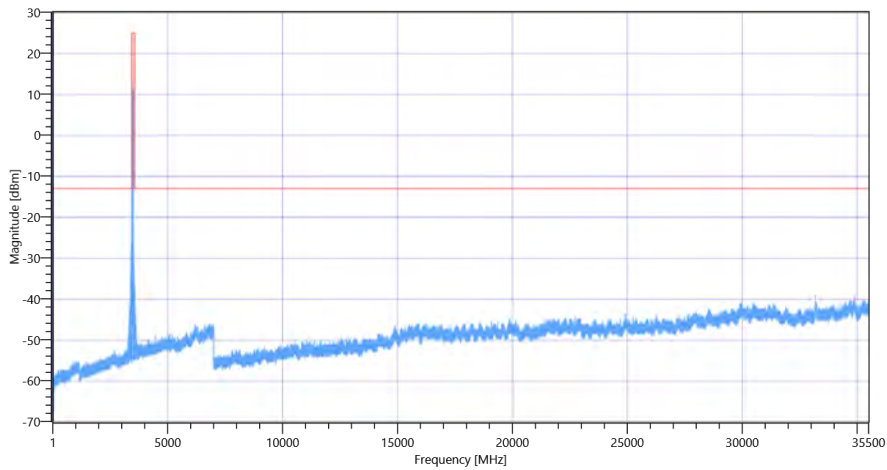
Test freq: low, UL[MHz]/CH 3475/0, CBW [MHz]: 50, RB_100PCT, Mod: QPSK

READ SA SETTINGS:

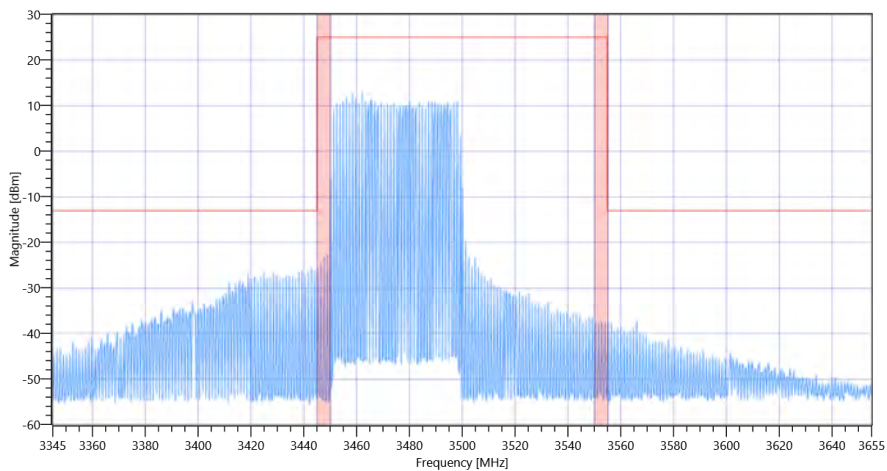
RefLevel [dBm] RefLevelOffset [dB] InpAtt [dB]	-0.39 0 15
Start [MHz] Stop [MHz]	1.000 401.000
RBW [MHz] VBW [MHz]	1.000000 3.000000
Detector TraceMode	POS MAXH
Sweep: Time [ms] Count Points per Section Type	1600 1 1001 SWE

RESULT Test freq: low, UL[MHz]/CH 3475/0, CBW [MHz]: 50, RB_100PCT, Mod: QPSK

Test Description	Lower Limit	Upper Limit	Measured	Unit	Verdict
Peaks higher limit	---	0	0	no	PASS



FCC, ISED # TX Emissions conducted ~ NR Band_77_A Ant-1 SCS-30 3475 MHz



FCC, ISED # TX Emissions conducted ~ NR Band_77_A Ant-1 SCS-30 3475

Test freq: low, UL[MHz]/CH 3475/0, CBW [MHz]: 50, RB_100PCT, Mod: 16QAM

READ SA SETTINGS:

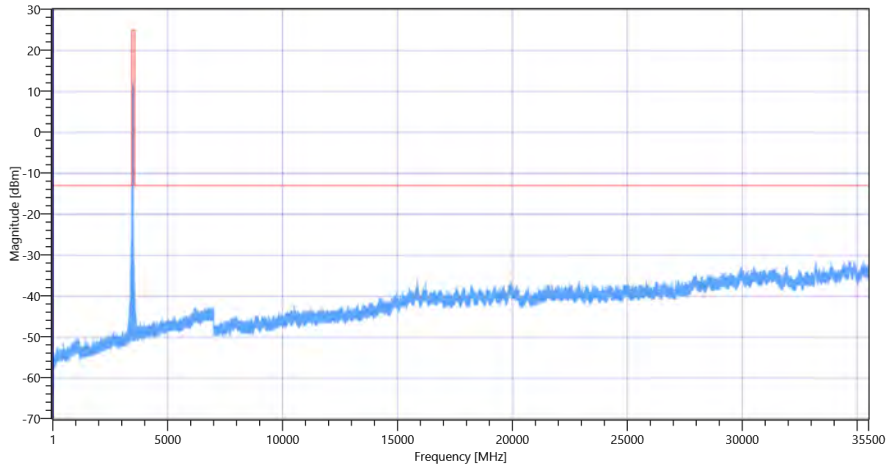
RefLevel [dBm] RefLevelOffset [dB] InpAtt [dB]	0.33 0 20
Start [MHz] Stop [MHz]	1.000 401.000
RBW [MHz] VBW [MHz]	1.000000 3.000000

READ SA SETTINGS:

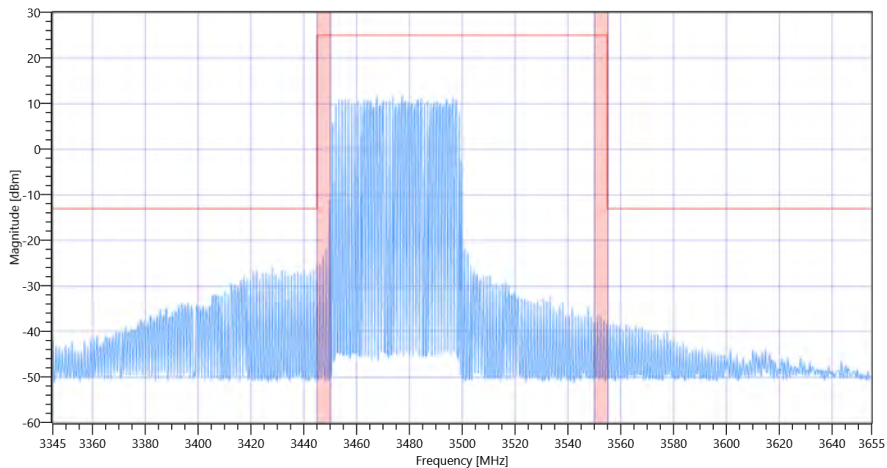
Detector | TraceMode POS | MAXH
Sweep: Time [ms] | Count | Points per Section | Type 1600 | 1 | 1001 | SWE

RESULT Test freq: low, UL[MHz]/CH 3475/0, CBW [MHz]: 50, RB_100PCT, Mod: 16QAM

Test Description	Lower Limit	Upper Limit	Measured	Unit	Verdict
Peaks higher limit	---	0	0	no	PASS



FCC, ISED # TX Emissions conducted ~ NR Band_77_A Ant-1 SCS-30 3475 MHz



FCC, ISED # TX Emissions conducted ~ NR Band_77_A Ant-1 SCS-30 3475

Test freq: low, UL[MHz]/CH 3475/0, CBW [MHz]: 50, RB_100PCT, Mod: 64QAM

READ SA SETTINGS:

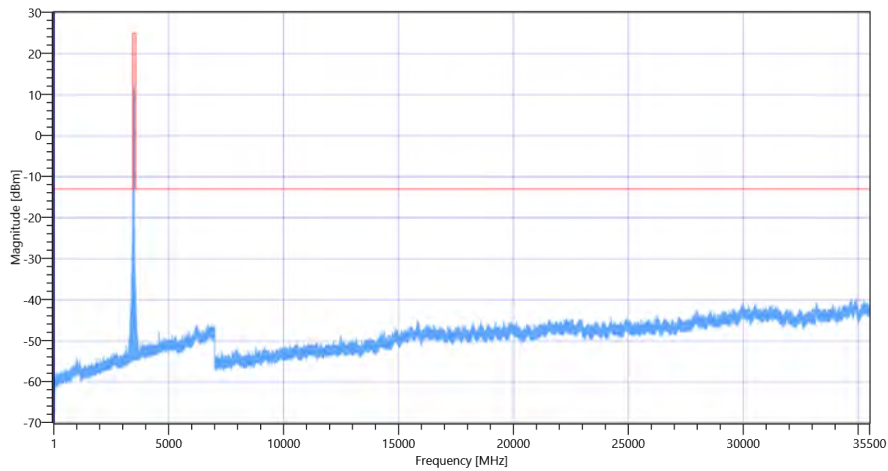
RefLevel [dBm] | RefLevelOffset [dB] | InpAtt [dB] -0.01 | 0 | 15
Start [MHz] | Stop [MHz] 1.000 | 401.000
RBW [MHz] | VBW [MHz] 1.000000 | 3.000000
Detector | TraceMode POS | MAXH
Sweep: Time [ms] | Count | Points per Section | Type 1600 | 1 | 1001 | SWE

RESULT Test freq: low, UL[MHz]/CH 3475/0, CBW [MHz]: 50, RB_100PCT, Mod: 64QAM

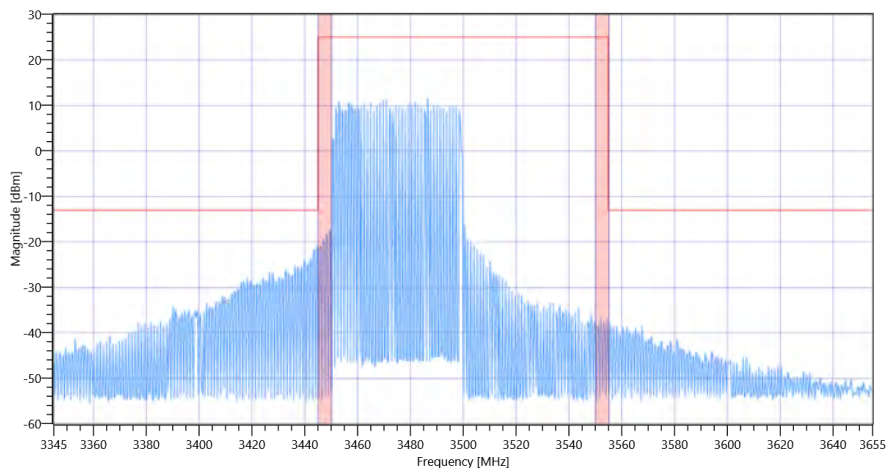
Test Description	Lower Limit	Upper Limit	Measured	Unit	Verdict
------------------	-------------	-------------	----------	------	---------

RESULT Test freq: low, UL[MHz]/CH 3475/0, CBW [MHz]: 50, RB_100PCT, Mod: 64QAM

Test Description	Lower Limit	Upper Limit	Measured	Unit	Verdict
Peaks higher limit	---	0	0	no	PASS



FCC, ISED # TX Emissions conducted ~ NR Band_77_A Ant-1 SCS-30 3475 MHz



FCC, ISED # TX Emissions conducted ~ NR Band_77_A Ant-1 SCS-30 3475

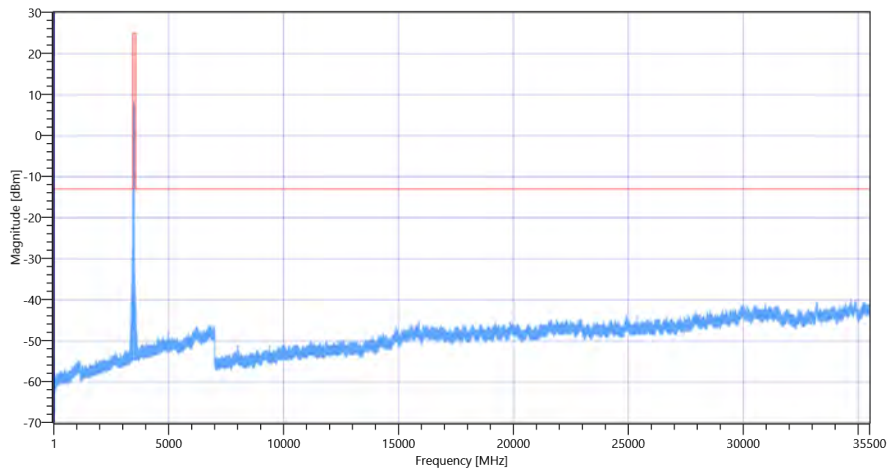
Test freq: low, UL[MHz]/CH 3475/0, CBW [MHz]: 50, RB_100PCT, Mod: 256QAM

READ SA SETTINGS:

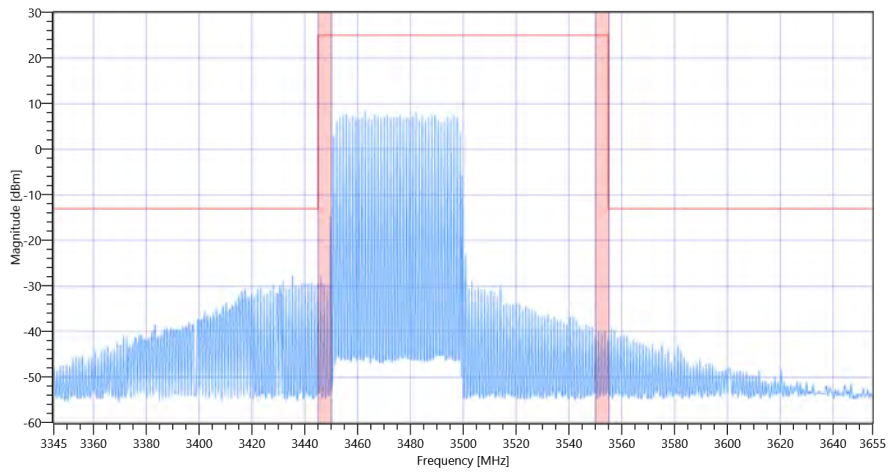
RefLevel [dBm] RefLevelOffset [dB] InpAtt [dB]	-3.21 0 15
Start [MHz] Stop [MHz]	1.000 401.000
RBW [MHz] VBW [MHz]	1.000000 3.000000
Detector TraceMode	POS MAXH
Sweep: Time [ms] Count Points per Section Type	1600 1 1001 SWE

RESULT Test freq: low, UL[MHz]/CH 3475/0, CBW [MHz]: 50, RB_100PCT, Mod: 256QAM

Test Description	Lower Limit	Upper Limit	Measured	Unit	Verdict
Peaks higher limit	---	0	0	no	PASS



FCC, ISED # TX Emissions conducted ~ NR Band_77_A Ant-1 SCS-30 3475 MHz



FCC, ISED # TX Emissions conducted ~ NR Band_77_A Ant-1 SCS-30 3475

General verdict

PASS

FCC, ISED # TX Emissions conducted ~ NR Band_77_A Ant-1 SCS-30

Test References	
TC Start	30.06.2022 15:05:33
Ambit Temp [°C] Humidity [rel%]	27.4 43
System Version	3.2.0.2
Test Specification	FCC, ISED -
Test Method	
TC Version	0.0.1
My Description	FCC/ISED MobileRadio TX Emissions conducted - NR Band_77_A
Add. Information	

Test Parameter	
Technology to test	NR
Band	Band_77_A
SCS [kHz]	30
Waveform	CPOFDM
Antenna Port used	1
Temperature	nom
Voltage	nom
Frequency low to test	True
Frequency mid to test	False
Frequency high to test	False
Auto Control enabled Power Supply Climatic Box	No No
Additional Path Loss [dB]	0
Switched Path	None

Test Equipment	
Signal analyzer,Rohde&Schwarz,FSV-40,1307.9002K40/101042,3.70	

Test at BW [MHz]: 40

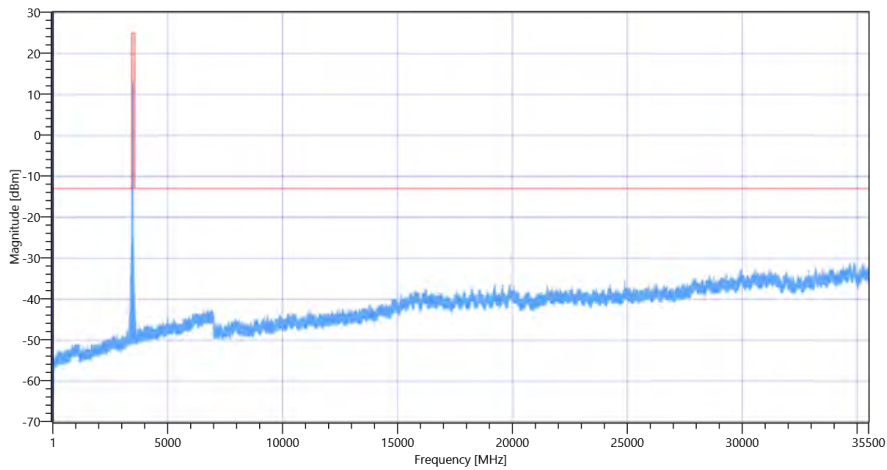
Test freq: low, UL[MHz]/CH 3470/0, CBW [MHz]: 40, RB_100PCT, Mod: QPSK

READ SA SETTINGS:

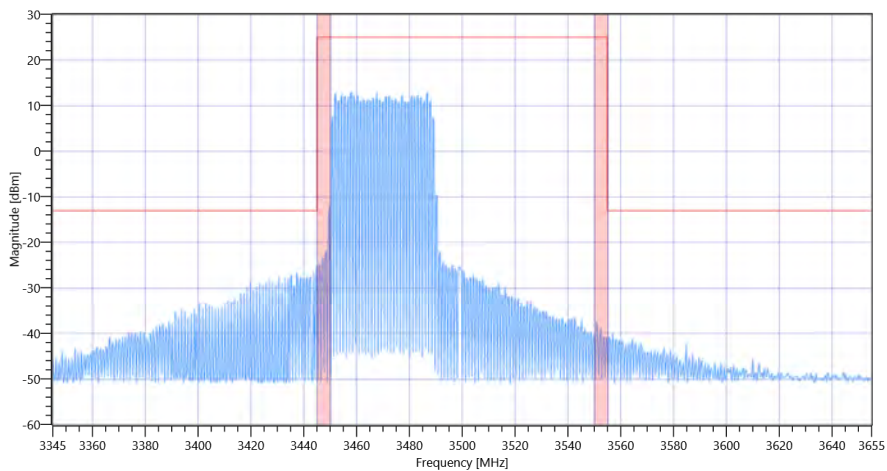
RefLevel [dBm] RefLevelOffset [dB] InpAtt [dB]	0.56 0 20
Start [MHz] Stop [MHz]	1.000 401.000
RBW [MHz] VBW [MHz]	1.000000 3.000000
Detector TraceMode	POS MAXH
Sweep: Time [ms] Count Points per Section Type	1600 1 1001 SWE

RESULT Test freq: low, UL[MHz]/CH 3470/0, CBW [MHz]: 40, RB_100PCT, Mod: QPSK

Test Description	Lower Limit	Upper Limit	Measured	Unit	Verdict
Peaks higher limit	---	0	0	no	PASS



FCC, ISED # TX Emissions conducted ~ NR Band_77_A Ant-1 SCS-30 3470 MHz



FCC, ISED # TX Emissions conducted ~ NR Band_77_A Ant-1 SCS-30 3470

Test freq: low, UL[MHz]/CH 3470/0, CBW [MHz]: 40, RB_100PCT, Mod: 16QAM

READ SA SETTINGS:

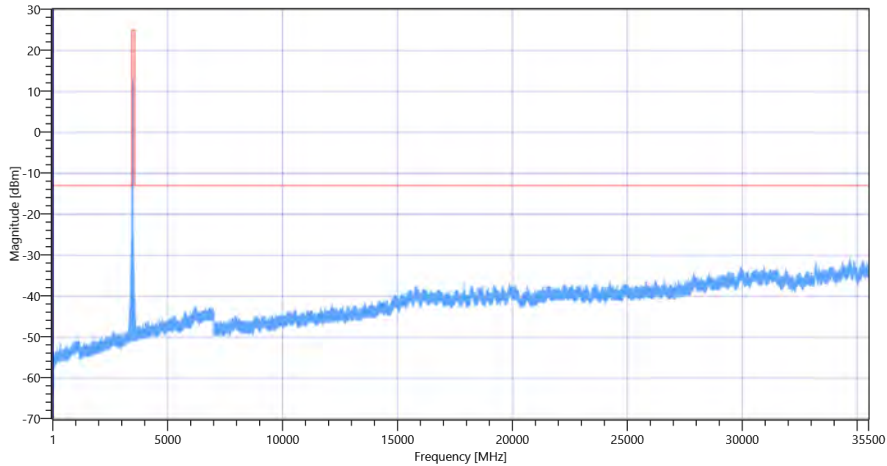
RefLevel [dBm] RefLevelOffset [dB] InpAtt [dB]	2.45 0 20
Start [MHz] Stop [MHz]	1.000 401.000
RBW [MHz] VBW [MHz]	1.000000 3.000000

READ SA SETTINGS:

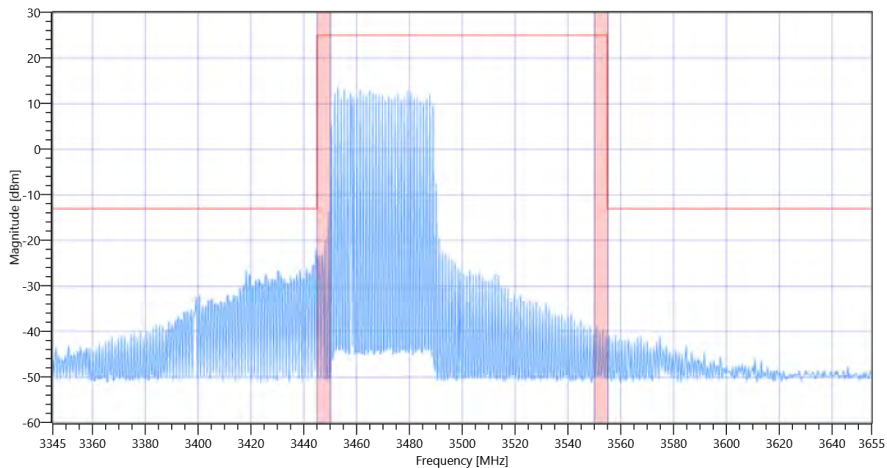
Detector | TraceMode POS | MAXH
Sweep: Time [ms] | Count | Points per Section | Type 1600 | 1 | 1001 | SWE

RESULT Test freq: low, UL[MHz]/CH 3470/0, CBW [MHz]: 40, RB_100PCT, Mod: 16QAM

Test Description	Lower Limit	Upper Limit	Measured	Unit	Verdict
Peaks higher limit	---	0	0	no	PASS



FCC, ISED # TX Emissions conducted ~ NR Band_77_A Ant-1 SCS-30 3470 MHz



FCC, ISED # TX Emissions conducted ~ NR Band_77_A Ant-1 SCS-30 3470

Test freq: low, UL[MHz]/CH 3470/0, CBW [MHz]: 40, RB_100PCT, Mod: 64QAM

READ SA SETTINGS:

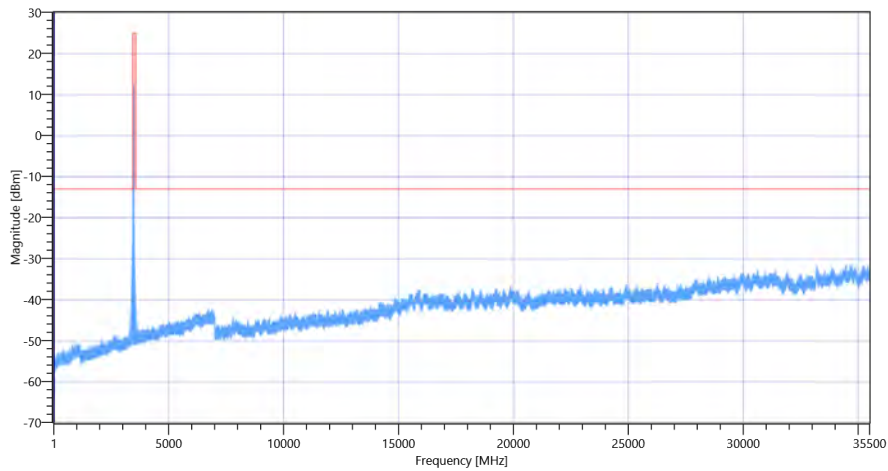
RefLevel [dBm] | RefLevelOffset [dB] | InpAtt [dB] 1.24 | 0 | 20
Start [MHz] | Stop [MHz] 1.000 | 401.000
RBW [MHz] | VBW [MHz] 1.000000 | 3.000000
Detector | TraceMode POS | MAXH
Sweep: Time [ms] | Count | Points per Section | Type 1600 | 1 | 1001 | SWE

RESULT Test freq: low, UL[MHz]/CH 3470/0, CBW [MHz]: 40, RB_100PCT, Mod: 64QAM

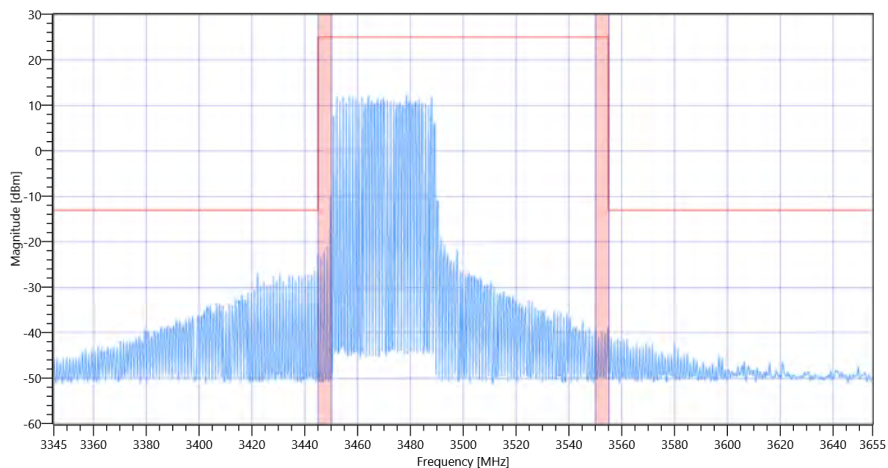
Test Description	Lower Limit	Upper Limit	Measured	Unit	Verdict
------------------	-------------	-------------	----------	------	---------

RESULT Test freq: low, UL[MHz]/CH 3470/0, CBW [MHz]: 40, RB_100PCT, Mod: 64QAM

Test Description	Lower Limit	Upper Limit	Measured	Unit	Verdict
Peaks higher limit	---	0	0	no	PASS



FCC, ISED # TX Emissions conducted ~ NR Band_77_A Ant-1 SCS-30 3470 MHz



FCC, ISED # TX Emissions conducted ~ NR Band_77_A Ant-1 SCS-30 3470

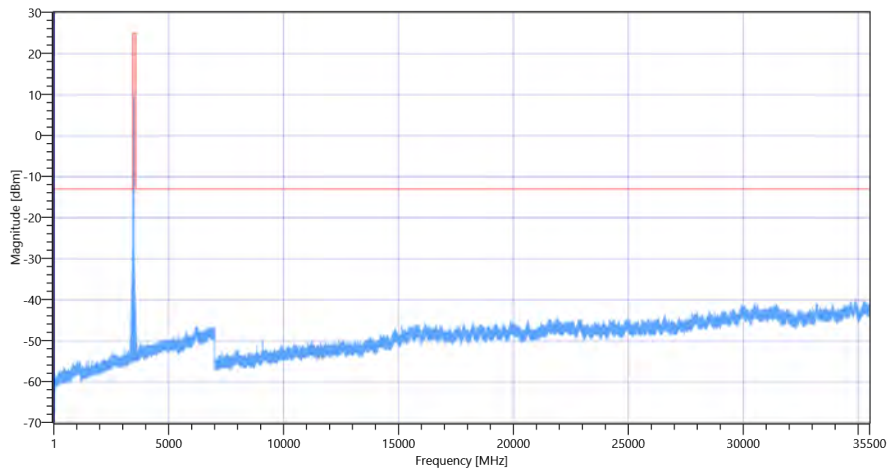
Test freq: low, UL[MHz]/CH 3470/0, CBW [MHz]: 40, RB_100PCT, Mod: 256QAM

READ SA SETTINGS:

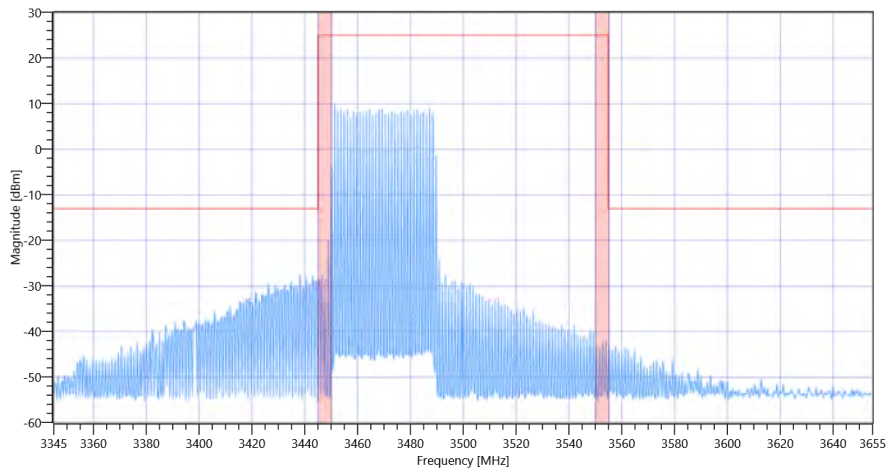
RefLevel [dBm] RefLevelOffset [dB] InpAtt [dB]	-1.16 0 15
Start [MHz] Stop [MHz]	1.000 401.000
RBW [MHz] VBW [MHz]	1.000000 3.000000
Detector TraceMode	POS MAXH
Sweep: Time [ms] Count Points per Section Type	1600 1 1001 SWE

RESULT Test freq: low, UL[MHz]/CH 3470/0, CBW [MHz]: 40, RB_100PCT, Mod: 256QAM

Test Description	Lower Limit	Upper Limit	Measured	Unit	Verdict
Peaks higher limit	---	0	0	no	PASS



FCC, ISED # TX Emissions conducted ~ NR Band_77_A Ant-1 SCS-30 3470 MHz



FCC, ISED # TX Emissions conducted ~ NR Band_77_A Ant-1 SCS-30 3470

General verdict

PASS

FCC, ISED # TX Emissions conducted ~ NR Band_77_A Ant-1 SCS-30

Test References	
TC Start	30.06.2022 14:40:37
Ambit Temp [°C] Humidity [rel%]	27.3 43
System Version	3.2.0.2
Test Specification	FCC, ISED -
Test Method	
TC Version	0.0.1
My Description	FCC/ISED MobileRadio TX Emissions conducted - NR Band_77_A
Add. Information	

Test Parameter	
Technology to test	NR
Band	Band_77_A
SCS [kHz]	30
Waveform	CPOFDM
Antenna Port used	1
Temperature	nom
Voltage	nom
Frequency low to test	True
Frequency mid to test	False
Frequency high to test	False
Auto Control enabled Power Supply Climatic Box	No No
Additional Path Loss [dB]	0
Switched Path	None

Test Equipment	
Signal analyzer,Rohde&Schwarz,FSV-40,1307.9002K40/101042,3.70	

Test at BW [MHz]: 30

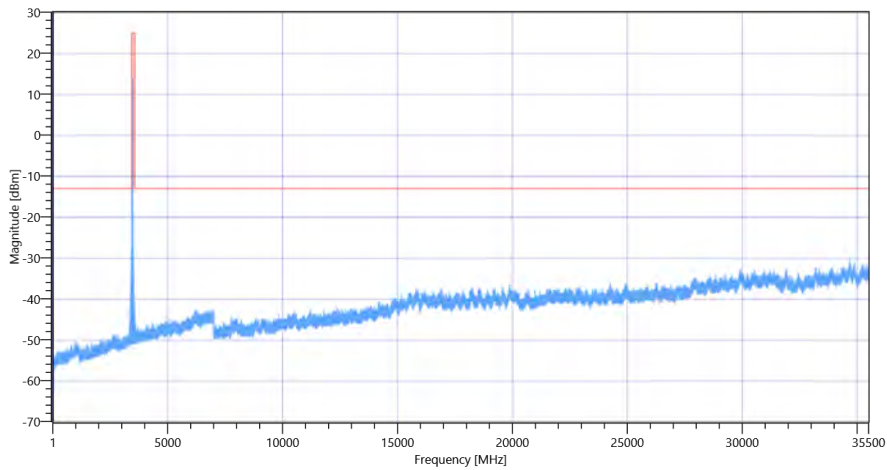
Test freq: low, UL[MHz]/CH 3465/0, CBW [MHz]: 30, RB_100PCT, Mod: QPSK

READ SA SETTINGS:

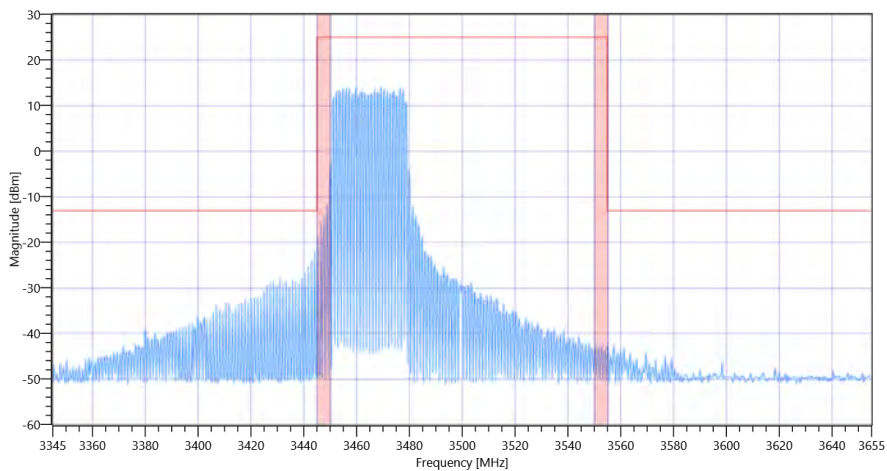
RefLevel [dBm] RefLevelOffset [dB] InpAtt [dB]	2.42 0 20
Start [MHz] Stop [MHz]	1.000 401.000
RBW [MHz] VBW [MHz]	1.000000 3.000000
Detector TraceMode	POS MAXH
Sweep: Time [ms] Count Points per Section Type	1600 1 1001 SWE

RESULT Test freq: low, UL[MHz]/CH 3465/0, CBW [MHz]: 30, RB_100PCT, Mod: QPSK

Test Description	Lower Limit	Upper Limit	Measured	Unit	Verdict
Peaks higher limit	---	0	0	no	PASS



FCC, ISED # TX Emissions conducted ~ NR Band_77_A Ant-1 SCS-30 3465 MHz



FCC, ISED # TX Emissions conducted ~ NR Band_77_A Ant-1 SCS-30 3465

Test freq: low, UL[MHz]/CH 3465/0, CBW [MHz]: 30, RB_100PCT, Mod: 16QAM

READ SA SETTINGS:

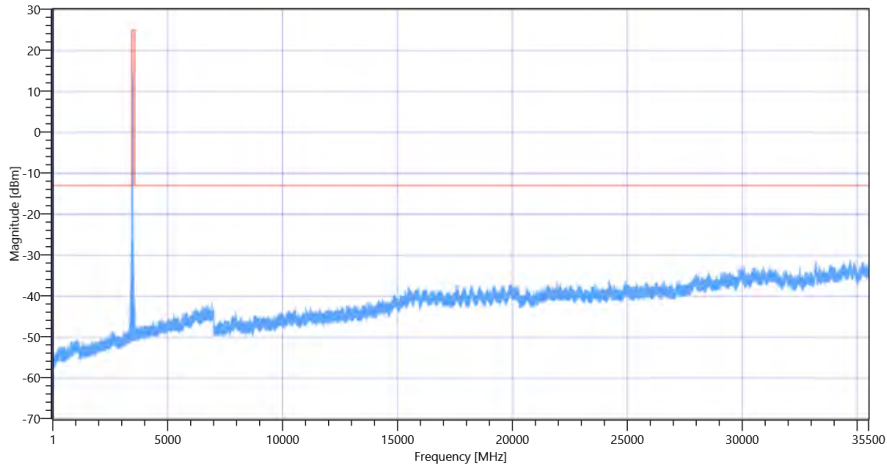
RefLevel [dBm] RefLevelOffset [dB] InpAtt [dB]	3.25 0 20
Start [MHz] Stop [MHz]	1.000 401.000
RBW [MHz] VBW [MHz]	1.000000 3.000000

READ SA SETTINGS:

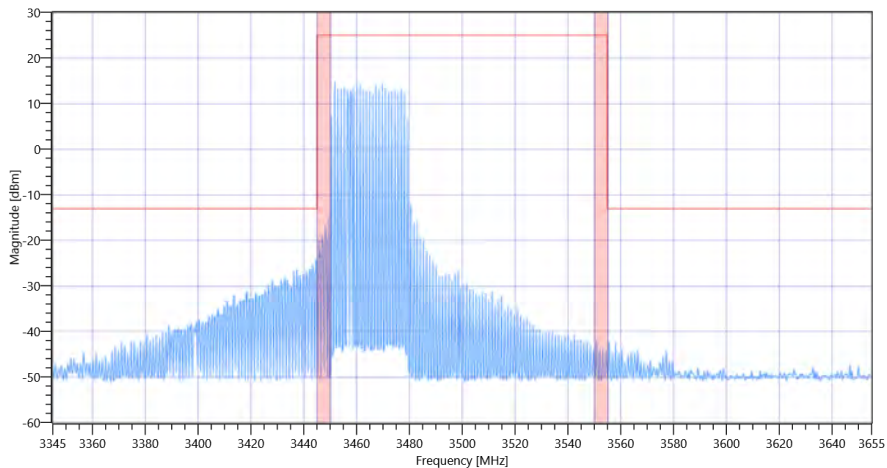
Detector | TraceMode POS | MAXH
Sweep: Time [ms] | Count | Points per Section | Type 1600 | 1 | 1001 | SWE

RESULT Test freq: low, UL[MHz]/CH 3465/0, CBW [MHz]: 30, RB_100PCT, Mod: 16QAM

Test Description	Lower Limit	Upper Limit	Measured	Unit	Verdict
Peaks higher limit	---	0	0	no	PASS



FCC, ISED # TX Emissions conducted ~ NR Band_77_A Ant-1 SCS-30 3465 MHz



FCC, ISED # TX Emissions conducted ~ NR Band_77_A Ant-1 SCS-30 3465

Test freq: low, UL[MHz]/CH 3465/0, CBW [MHz]: 30, RB_100PCT, Mod: 64QAM

READ SA SETTINGS:

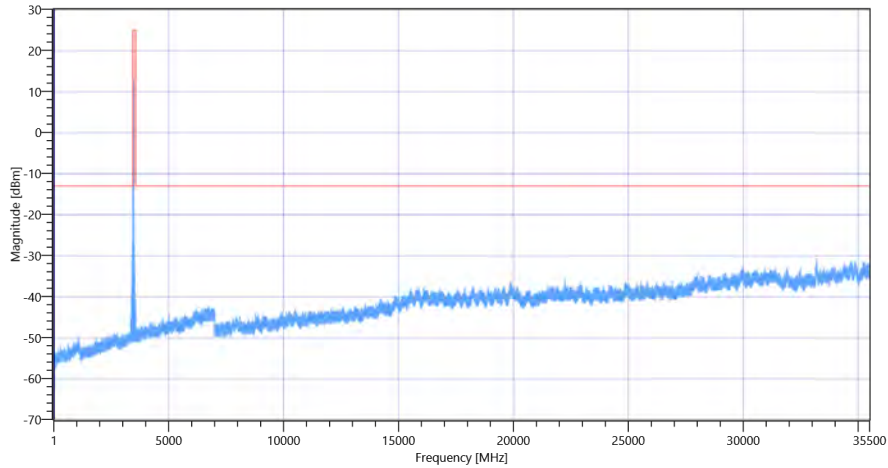
RefLevel [dBm] | RefLevelOffset [dB] | InpAtt [dB] 2.56 | 0 | 20
Start [MHz] | Stop [MHz] 1.000 | 401.000
RBW [MHz] | VBW [MHz] 1.000000 | 3.000000
Detector | TraceMode POS | MAXH
Sweep: Time [ms] | Count | Points per Section | Type 1600 | 1 | 1001 | SWE

RESULT Test freq: low, UL[MHz]/CH 3465/0, CBW [MHz]: 30, RB_100PCT, Mod: 64QAM

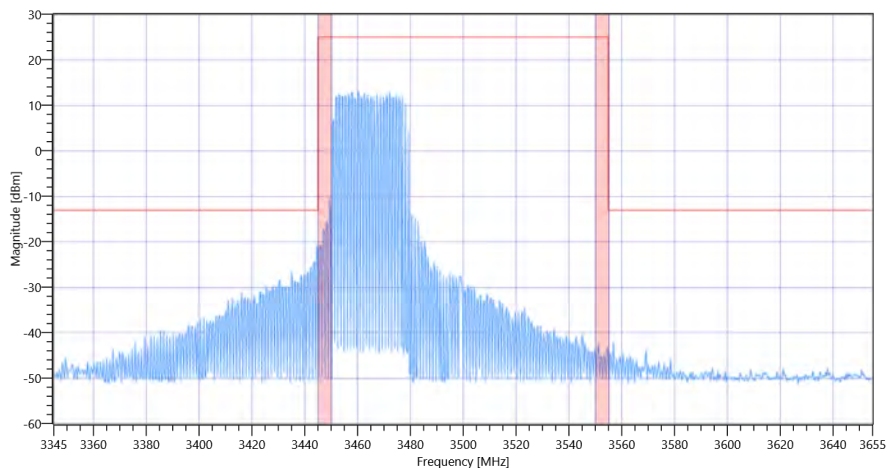
Test Description	Lower Limit	Upper Limit	Measured	Unit	Verdict
------------------	-------------	-------------	----------	------	---------

RESULT Test freq: low, UL[MHz]/CH 3465/0, CBW [MHz]: 30, RB_100PCT, Mod: 64QAM

Test Description	Lower Limit	Upper Limit	Measured	Unit	Verdict
Peaks higher limit	---	0	0	no	PASS



FCC, ISED # TX Emissions conducted ~ NR Band_77_A Ant-1 SCS-30 3465 MHz



FCC, ISED # TX Emissions conducted ~ NR Band_77_A Ant-1 SCS-30 3465

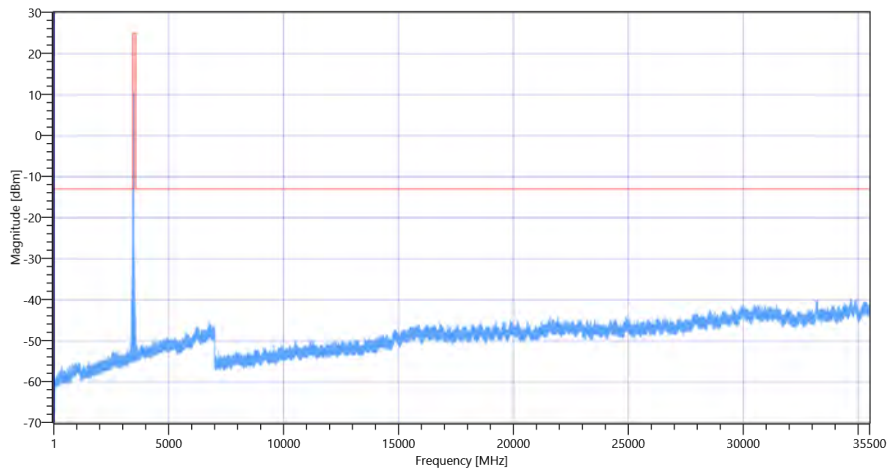
Test freq: low, UL[MHz]/CH 3465/0, CBW [MHz]: 30, RB_100PCT, Mod: 256QAM

READ SA SETTINGS:

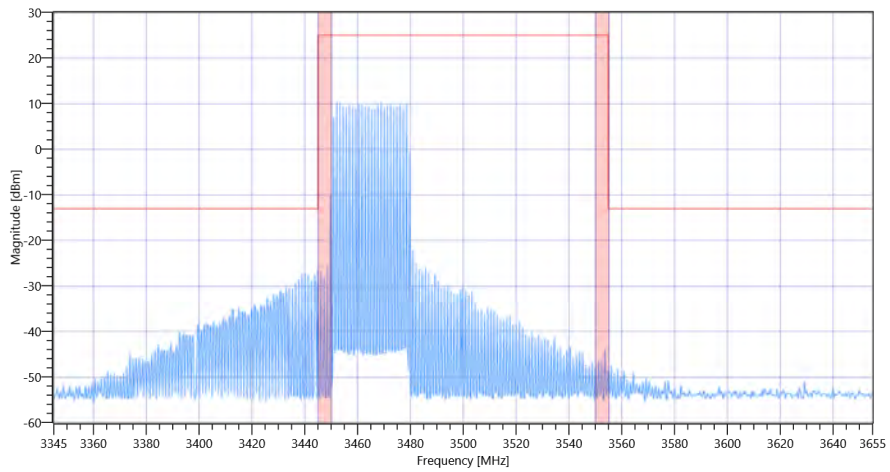
RefLevel [dBm] RefLevelOffset [dB] InpAtt [dB]	-0.29 0 15
Start [MHz] Stop [MHz]	1.000 401.000
RBW [MHz] VBW [MHz]	1.000000 3.000000
Detector TraceMode	POS MAXH
Sweep: Time [ms] Count Points per Section Type	1600 1 1001 SWE

RESULT Test freq: low, UL[MHz]/CH 3465/0, CBW [MHz]: 30, RB_100PCT, Mod: 256QAM

Test Description	Lower Limit	Upper Limit	Measured	Unit	Verdict
Peaks higher limit	---	0	0	no	PASS



FCC, ISED # TX Emissions conducted ~ NR Band_77_A Ant-1 SCS-30 3465 MHz



FCC, ISED # TX Emissions conducted ~ NR Band_77_A Ant-1 SCS-30 3465

General verdict

PASS

FCC, ISED # TX Emissions conducted ~ NR Band_77_A Ant-1 SCS-30

Test References	
TC Start	30.06.2022 14:14:37
Ambit Temp [°C] Humidity [rel%]	27.2 44
System Version	3.2.0.2
Test Specification	FCC, ISED -
Test Method	
TC Version	0.0.1
My Description	FCC/ISED MobileRadio TX Emissions conducted - NR Band_77_A
Add. Information	

Test Parameter	
Technology to test	NR
Band	Band_77_A
SCS [kHz]	30
Waveform	CPOFDM
Antenna Port used	1
Temperature	nom
Voltage	nom
Frequency low to test	True
Frequency mid to test	False
Frequency high to test	False
Auto Control enabled Power Supply Climatic Box	No No
Additional Path Loss [dB]	0
Switched Path	None

Test Equipment	
Signal analyzer,Rohde&Schwarz,FSV-40,1307.9002K40/101042,3.70	

Test at BW [MHz]: 20

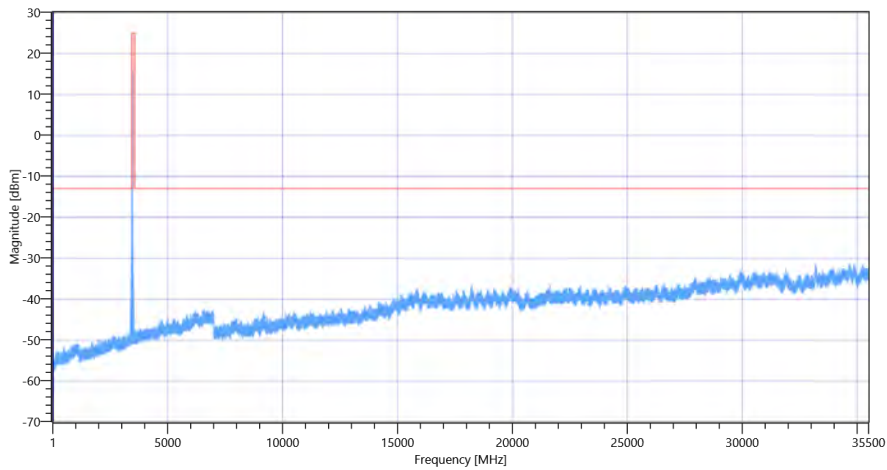
Test freq: low, UL[MHz]/CH 3460/0, CBW [MHz]: 20, RB_100PCT, Mod: QPSK

READ SA SETTINGS:

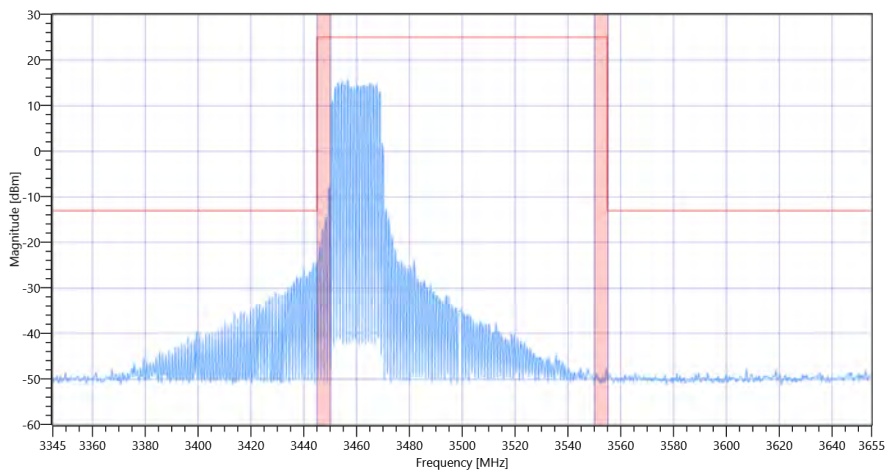
RefLevel [dBm] RefLevelOffset [dB] InpAtt [dB]	3.48 0 20
Start [MHz] Stop [MHz]	1.000 401.000
RBW [MHz] VBW [MHz]	1.000000 3.000000
Detector TraceMode	POS MAXH
Sweep: Time [ms] Count Points per Section Type	1600 1 1001 SWE

RESULT Test freq: low, UL[MHz]/CH 3460/0, CBW [MHz]: 20, RB_100PCT, Mod: QPSK

Test Description	Lower Limit	Upper Limit	Measured	Unit	Verdict
Peaks higher limit	---	0	0	no	PASS



FCC, ISED # TX Emissions conducted ~ NR Band_77_A Ant-1 SCS-30 3460 MHz



FCC, ISED # TX Emissions conducted ~ NR Band_77_A Ant-1 SCS-30 3460

Test freq: low, UL[MHz]/CH 3460/0, CBW [MHz]: 20, RB_100PCT, Mod: 16QAM

READ SA SETTINGS:

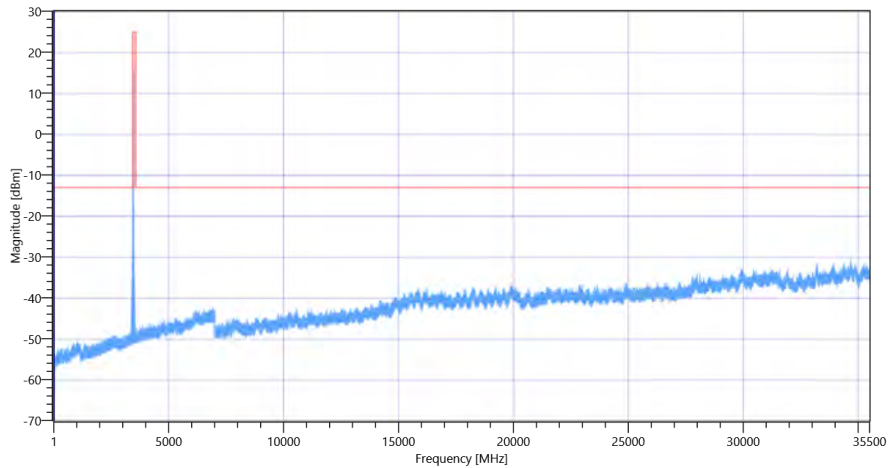
RefLevel [dBm] RefLevelOffset [dB] InpAtt [dB]	4.25 0 20
Start [MHz] Stop [MHz]	1.000 401.000
RBW [MHz] VBW [MHz]	1.000000 3.000000

READ SA SETTINGS:

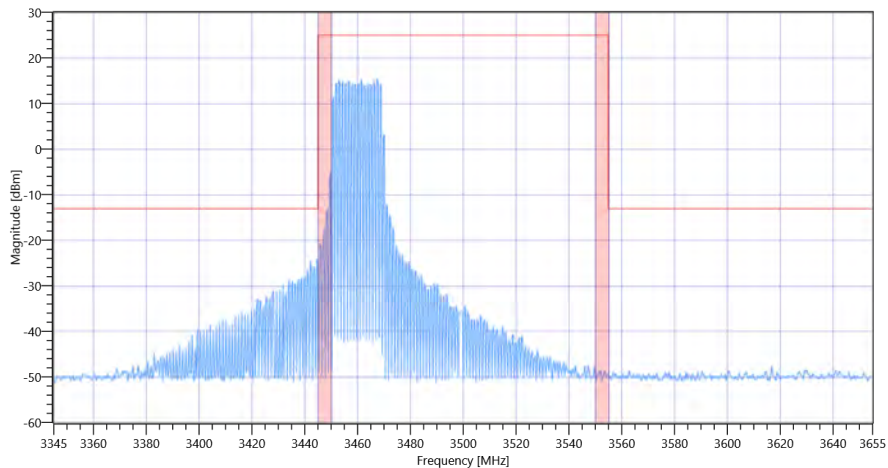
Detector | TraceMode POS | MAXH
Sweep: Time [ms] | Count | Points per Section | Type 1600 | 1 | 1001 | SWE

RESULT Test freq: low, UL[MHz]/CH 3460/0, CBW [MHz]: 20, RB_100PCT, Mod: 16QAM

Test Description	Lower Limit	Upper Limit	Measured	Unit	Verdict
Peaks higher limit	---	0	0	no	PASS



FCC, ISED # TX Emissions conducted ~ NR Band_77_A Ant-1 SCS-30 3460 MHz



FCC, ISED # TX Emissions conducted ~ NR Band_77_A Ant-1 SCS-30 3460

Test freq: low, UL[MHz]/CH 3460/0, CBW [MHz]: 20, RB_100PCT, Mod: 64QAM

READ SA SETTINGS:

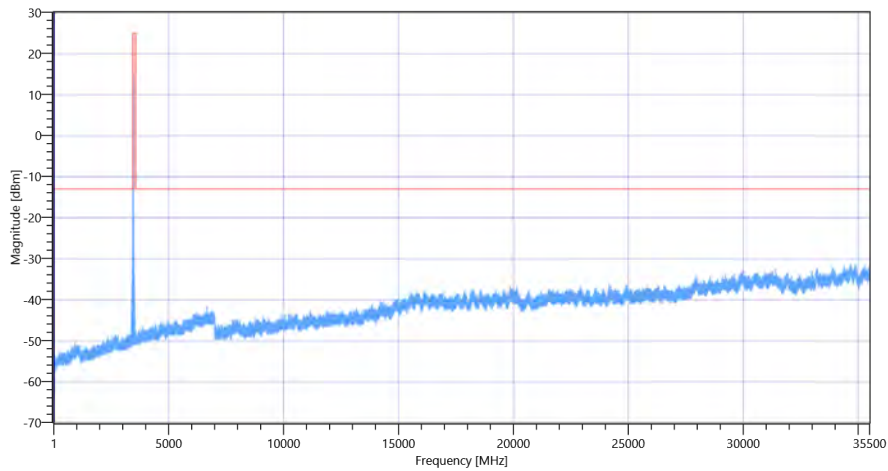
RefLevel [dBm] | RefLevelOffset [dB] | InpAtt [dB] 3.97 | 0 | 20
Start [MHz] | Stop [MHz] 1.000 | 401.000
RBW [MHz] | VBW [MHz] 1.000000 | 3.000000
Detector | TraceMode POS | MAXH
Sweep: Time [ms] | Count | Points per Section | Type 1600 | 1 | 1001 | SWE

RESULT Test freq: low, UL[MHz]/CH 3460/0, CBW [MHz]: 20, RB_100PCT, Mod: 64QAM

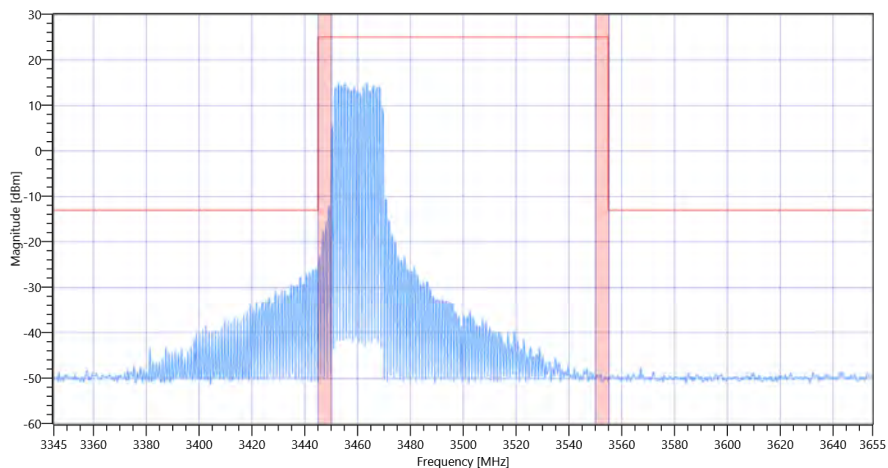
Test Description	Lower Limit	Upper Limit	Measured	Unit	Verdict
------------------	-------------	-------------	----------	------	---------

RESULT Test freq: low, UL[MHz]/CH 3460/0, CBW [MHz]: 20, RB_100PCT, Mod: 64QAM

Test Description	Lower Limit	Upper Limit	Measured	Unit	Verdict
Peaks higher limit	---	0	0	no	PASS



FCC, ISED # TX Emissions conducted ~ NR Band_77_A Ant-1 SCS-30 3460 MHz



FCC, ISED # TX Emissions conducted ~ NR Band_77_A Ant-1 SCS-30 3460

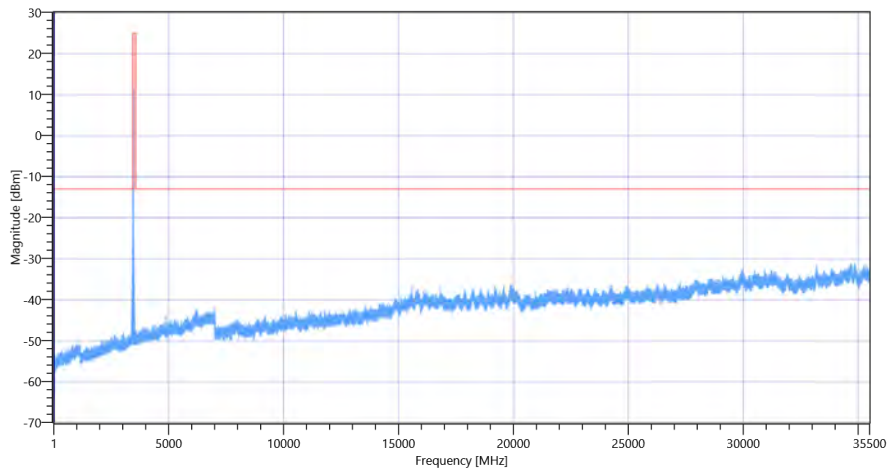
Test freq: low, UL[MHz]/CH 3460/0, CBW [MHz]: 20, RB_100PCT, Mod: 256QAM

READ SA SETTINGS:

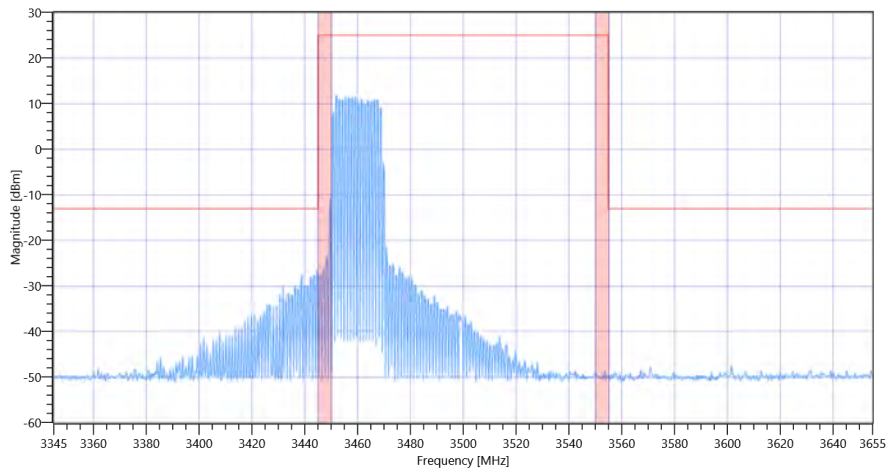
RefLevel [dBm] RefLevelOffset [dB] InpAtt [dB]	0.42 0 20
Start [MHz] Stop [MHz]	1.000 401.000
RBW [MHz] VBW [MHz]	1.000000 3.000000
Detector TraceMode	POS MAXH
Sweep: Time [ms] Count Points per Section Type	1600 1 1001 SWE

RESULT Test freq: low, UL[MHz]/CH 3460/0, CBW [MHz]: 20, RB_100PCT, Mod: 256QAM

Test Description	Lower Limit	Upper Limit	Measured	Unit	Verdict
Peaks higher limit	---	0	0	no	PASS



FCC, ISED # TX Emissions conducted ~ NR Band_77_A Ant-1 SCS-30 3460 MHz



FCC, ISED # TX Emissions conducted ~ NR Band_77_A Ant-1 SCS-30 3460

General verdict

PASS

FCC, ISED # TX Emissions conducted ~ NR Band_77_A Ant-1 SCS-30

Test References	
TC Start	30.06.2022 13:49:37
Ambit Temp [°C] Humidity [rel%]	27.0 44
System Version	3.2.0.2
Test Specification	FCC, ISED -
Test Method	
TC Version	0.0.1
My Description	FCC/ISED MobileRadio TX Emissions conducted - NR Band_77_A
Add. Information	

Test Parameter	
Technology to test	NR
Band	Band_77_A
SCS [kHz]	30
Waveform	CPOFDM
Antenna Port used	1
Temperature	nom
Voltage	nom
Frequency low to test	True
Frequency mid to test	False
Frequency high to test	False
Auto Control enabled Power Supply Climatic Box	No No
Additional Path Loss [dB]	0
Switched Path	None

Test Equipment	
Signal analyzer,Rohde&Schwarz,FSV-40,1307.9002K40/101042,3.70	

Test at BW [MHz]: 10

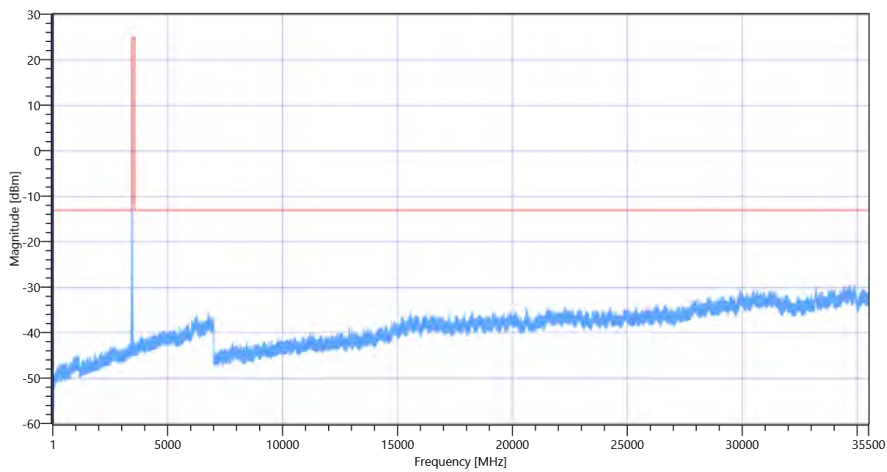
Test freq: low, UL[MHz]/CH 3455/0, CBW [MHz]: 10, RB_100PCT, Mod: QPSK

READ SA SETTINGS:

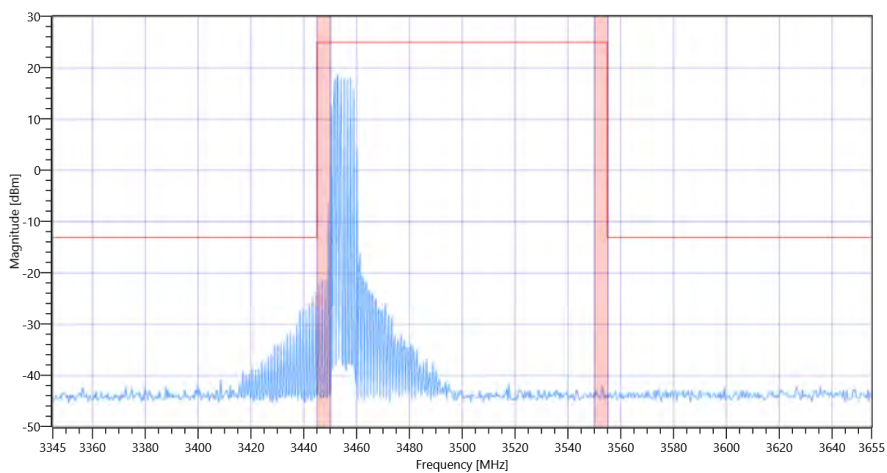
RefLevel [dBm] RefLevelOffset [dB] InpAtt [dB]	6.27 0 25
Start [MHz] Stop [MHz]	1.000 401.000
RBW [MHz] VBW [MHz]	1.000000 3.000000
Detector TraceMode	POS MAXH
Sweep: Time [ms] Count Points per Section Type	1600 1 1001 SWE

RESULT Test freq: low, UL[MHz]/CH 3455/0, CBW [MHz]: 10, RB_100PCT, Mod: QPSK

Test Description	Lower Limit	Upper Limit	Measured	Unit	Verdict
Peaks higher limit	---	0	0	no	PASS



FCC, ISED # TX Emissions conducted ~ NR Band_77_A Ant-1 SCS-30 3455 MHz



FCC, ISED # TX Emissions conducted ~ NR Band_77_A Ant-1 SCS-30 3455

Test freq: low, UL[MHz]/CH 3455/0, CBW [MHz]: 10, RB_100PCT, Mod: 16QAM

READ SA SETTINGS:

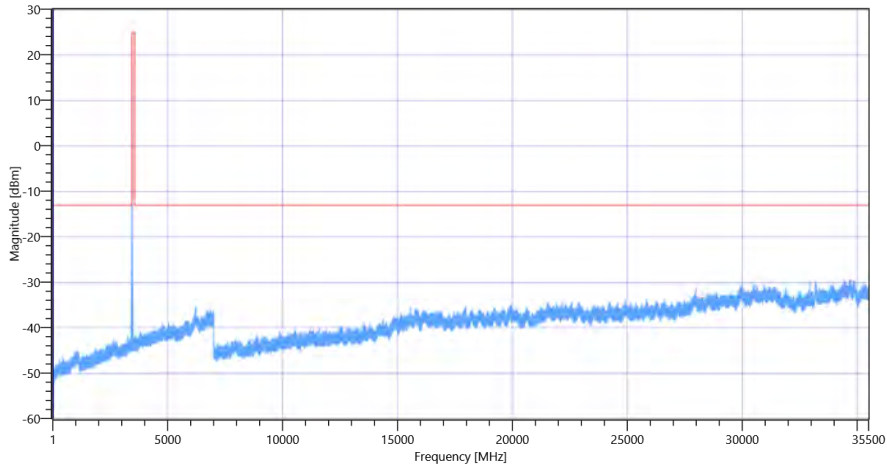
RefLevel [dBm] RefLevelOffset [dB] InpAtt [dB]	6.81 0 25
Start [MHz] Stop [MHz]	1.000 401.000
RBW [MHz] VBW [MHz]	1.000000 3.000000

READ SA SETTINGS:

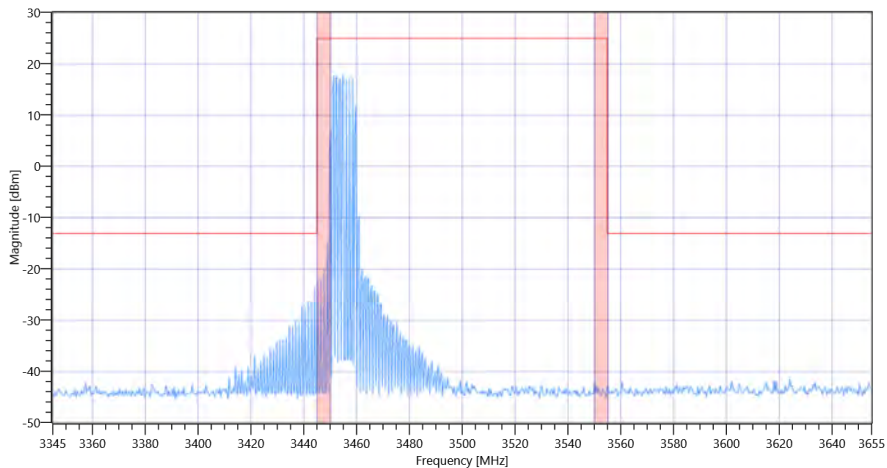
Detector | TraceMode POS | MAXH
Sweep: Time [ms] | Count | Points per Section | Type 1600 | 1 | 1001 | SWE

RESULT Test freq: low, UL[MHz]/CH 3455/0, CBW [MHz]: 10, RB_100PCT, Mod: 16QAM

Test Description	Lower Limit	Upper Limit	Measured	Unit	Verdict
Peaks higher limit	---	0	0	no	PASS



FCC, ISED # TX Emissions conducted ~ NR Band_77_A Ant-1 SCS-30 3455 MHz



FCC, ISED # TX Emissions conducted ~ NR Band_77_A Ant-1 SCS-30 3455

Test freq: low, UL[MHz]/CH 3455/0, CBW [MHz]: 10, RB_100PCT, Mod: 64QAM

READ SA SETTINGS:

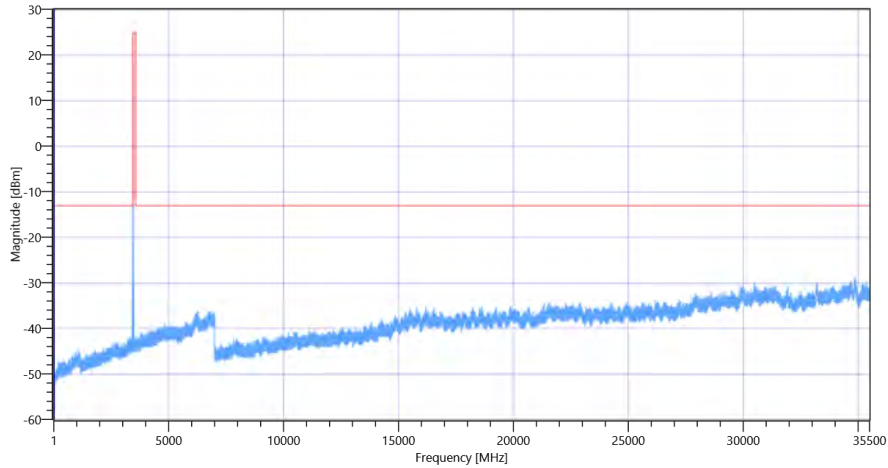
RefLevel [dBm] | RefLevelOffset [dB] | InpAtt [dB] 7.28 | 0 | 25
Start [MHz] | Stop [MHz] 1.000 | 401.000
RBW [MHz] | VBW [MHz] 1.000000 | 3.000000
Detector | TraceMode POS | MAXH
Sweep: Time [ms] | Count | Points per Section | Type 1600 | 1 | 1001 | SWE

RESULT Test freq: low, UL[MHz]/CH 3455/0, CBW [MHz]: 10, RB_100PCT, Mod: 64QAM

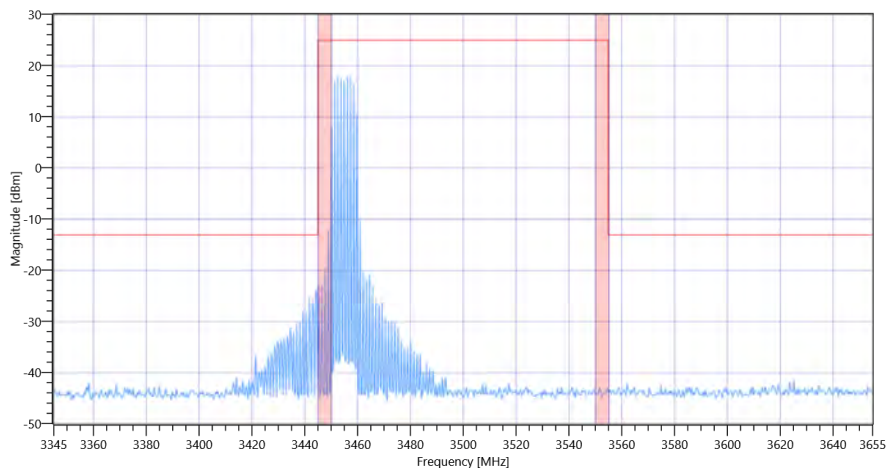
Test Description	Lower Limit	Upper Limit	Measured	Unit	Verdict
------------------	-------------	-------------	----------	------	---------

RESULT Test freq: low, UL[MHz]/CH 3455/0, CBW [MHz]: 10, RB_100PCT, Mod: 64QAM

Test Description	Lower Limit	Upper Limit	Measured	Unit	Verdict
Peaks higher limit	---	0	0	no	PASS



FCC, ISED # TX Emissions conducted ~ NR Band_77_A Ant-1 SCS-30 3455 MHz



FCC, ISED # TX Emissions conducted ~ NR Band_77_A Ant-1 SCS-30 3455

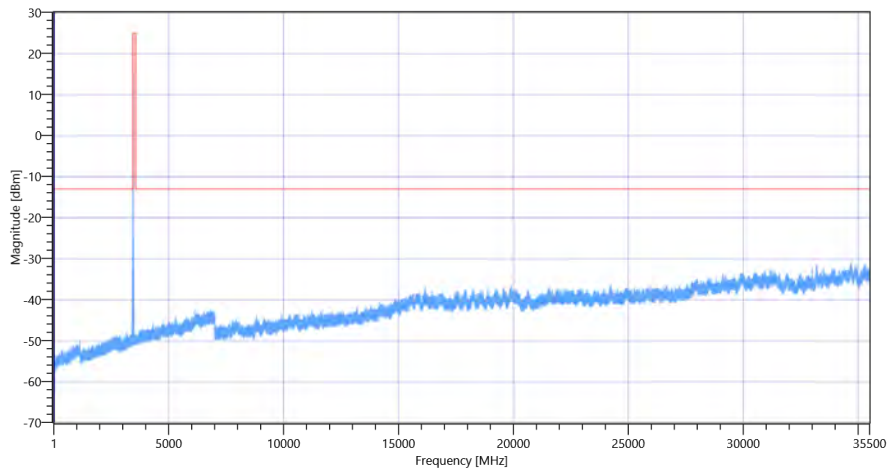
Test freq: low, UL[MHz]/CH 3455/0, CBW [MHz]: 10, RB_100PCT, Mod: 256QAM

READ SA SETTINGS:

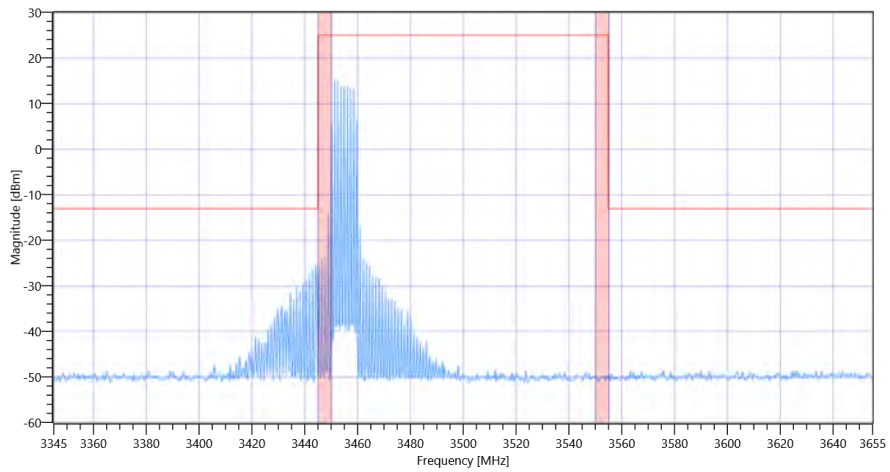
RefLevel [dBm] RefLevelOffset [dB] InpAtt [dB]	3.87 0 20
Start [MHz] Stop [MHz]	1.000 401.000
RBW [MHz] VBW [MHz]	1.000000 3.000000
Detector TraceMode	POS MAXH
Sweep: Time [ms] Count Points per Section Type	1600 1 1001 SWE

RESULT Test freq: low, UL[MHz]/CH 3455/0, CBW [MHz]: 10, RB_100PCT, Mod: 256QAM

Test Description	Lower Limit	Upper Limit	Measured	Unit	Verdict
Peaks higher limit	---	0	0	no	PASS



FCC, ISED # TX Emissions conducted ~ NR Band_77_A Ant-1 SCS-30 3455 MHz



FCC, ISED # TX Emissions conducted ~ NR Band_77_A Ant-1 SCS-30 3455

General verdict

PASS

FCC, ISED # TX Emissions conducted ~ NR Band_77_A Ant-2 SCS-30

Test References	
TC Start	26.06.2022 12:50:59
Ambit Temp [°C] Humidity [rel%]	25.1 52
System Version	3.1.1.3
Test Specification	FCC, ISED -
Test Method	
TC Version	0.0.1
My Description	FCC/ISED MobileRadio TX Emissions conducted - NR Band_77_A
Add. Information	

Test Parameter	
Technology to test	NR
Band	Band_77_A
SCS [kHz]	30
Waveform	CPOFDM
Antenna Port used	2
Temperature	nom
Voltage	nom
Frequency low to test	False
Frequency mid to test	False
Frequency high to test	True
Auto Control enabled Power Supply Climatic Box	No No
Additional Path Loss [dB]	0
Switched Path	None

Test Equipment	
Signal analyzer,Rohde&Schwarz,FSV-40,1307.9002K40/101042,3.70	

Test at BW [MHz]: 20

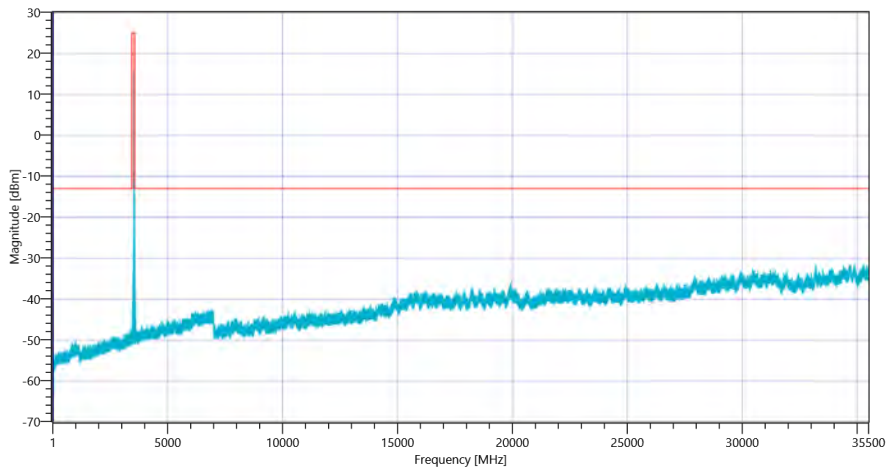
Test freq: high, UL[MHz]/CH 3540/0, CBW [MHz]: 20, RB_100PCT, Mod: QPSK

READ SA SETTINGS:

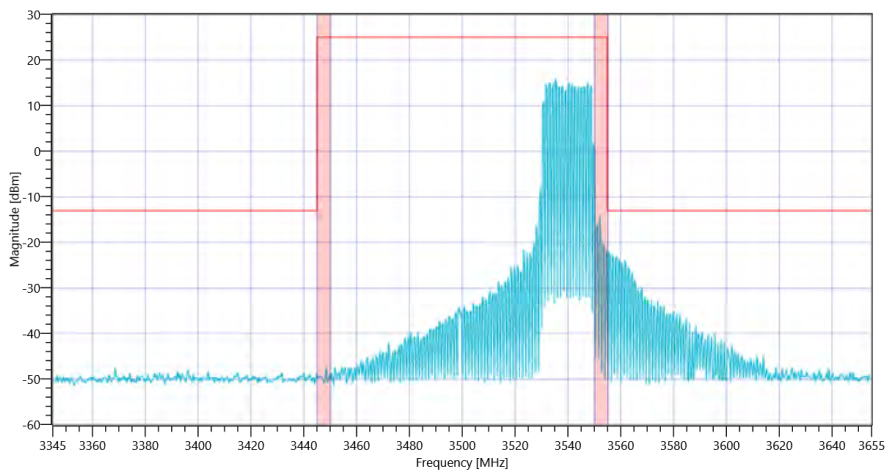
RefLevel [dBm] RefLevelOffset [dB] InpAtt [dB]	3.68 0 20
Start [MHz] Stop [MHz]	1.000 401.000
RBW [MHz] VBW [MHz]	1.000000 3.000000
Detector TraceMode	POS MAXH
Sweep: Time [ms] Count Points per Section Type	1600 1 1001 SWE

RESULT Test freq: high, UL[MHz]/CH 3540/0, CBW [MHz]: 20, RB_100PCT, Mod: QPSK

Test Description	Lower Limit	Upper Limit	Measured	Unit	Verdict
Peaks higher limit	---	0	0	no	PASS



FCC, ISED # TX Emissions conducted ~ NR Band_77_A Ant-2 SCS-30 3540 MHz



FCC, ISED # TX Emissions conducted ~ NR Band_77_A Ant-2 SCS-30 3540

Test freq: high, UL[MHz]/CH 3540/0, CBW [MHz]: 20, RB_100PCT, Mod: 16QAM

READ SA SETTINGS:

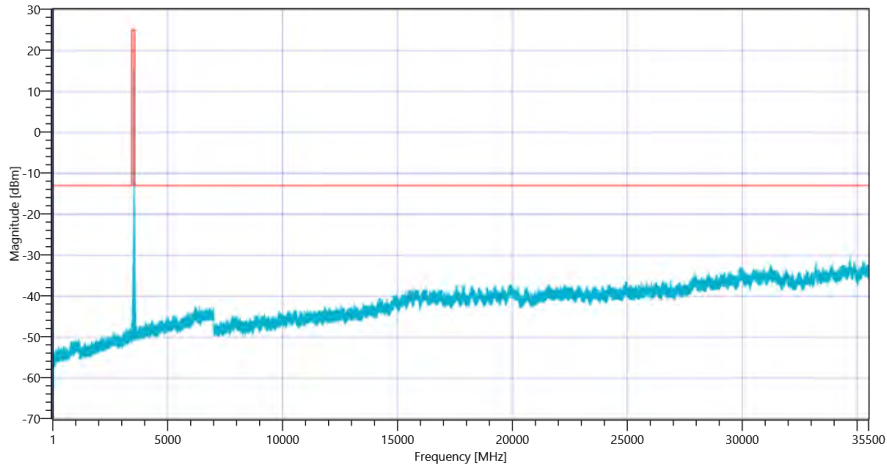
RefLevel [dBm] RefLevelOffset [dB] InpAtt [dB]	4.49 0 20
Start [MHz] Stop [MHz]	1.000 401.000
RBW [MHz] VBW [MHz]	1.000000 3.000000

READ SA SETTINGS:

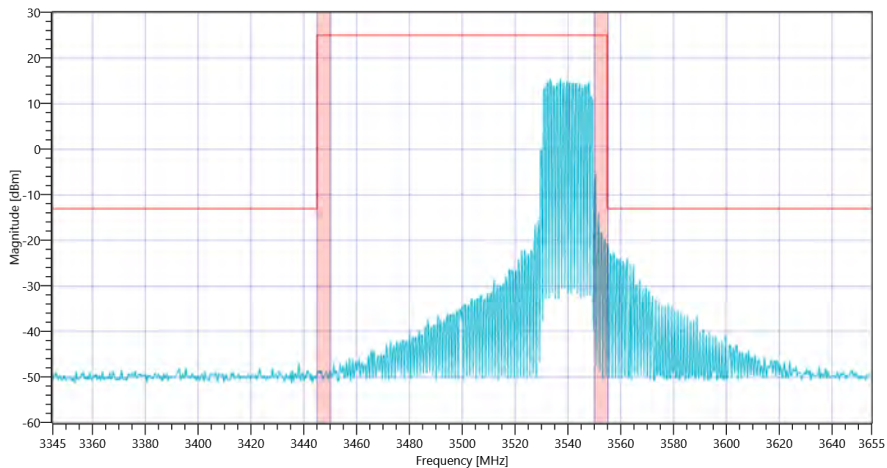
Detector | TraceMode POS | MAXH
Sweep: Time [ms] | Count | Points per Section | Type 1600 | 1 | 1001 | SWE

RESULT Test freq: high, UL[MHz]/CH 3540/0, CBW [MHz]: 20, RB_100PCT, Mod: 16QAM

Test Description	Lower Limit	Upper Limit	Measured	Unit	Verdict
Peaks higher limit	---	0	0	no	PASS



FCC, ISED # TX Emissions conducted ~ NR Band_77_A Ant-2 SCS-30 3540 MHz



FCC, ISED # TX Emissions conducted ~ NR Band_77_A Ant-2 SCS-30 3540

Test freq: high, UL[MHz]/CH 3540/0, CBW [MHz]: 20, RB_100PCT, Mod: 64QAM

READ SA SETTINGS:

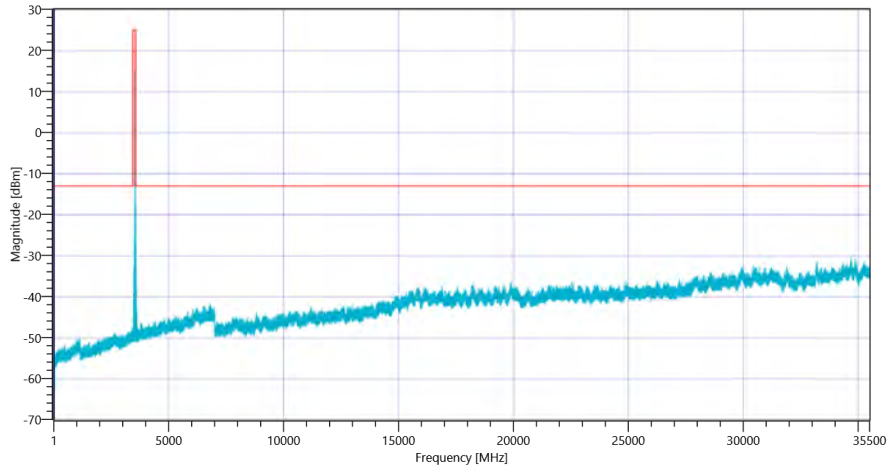
RefLevel [dBm] | RefLevelOffset [dB] | InpAtt [dB] 4.43 | 0 | 20
Start [MHz] | Stop [MHz] 1.000 | 401.000
RBW [MHz] | VBW [MHz] 1.000000 | 3.000000
Detector | TraceMode POS | MAXH
Sweep: Time [ms] | Count | Points per Section | Type 1600 | 1 | 1001 | SWE

RESULT Test freq: high, UL[MHz]/CH 3540/0, CBW [MHz]: 20, RB_100PCT, Mod: 64QAM

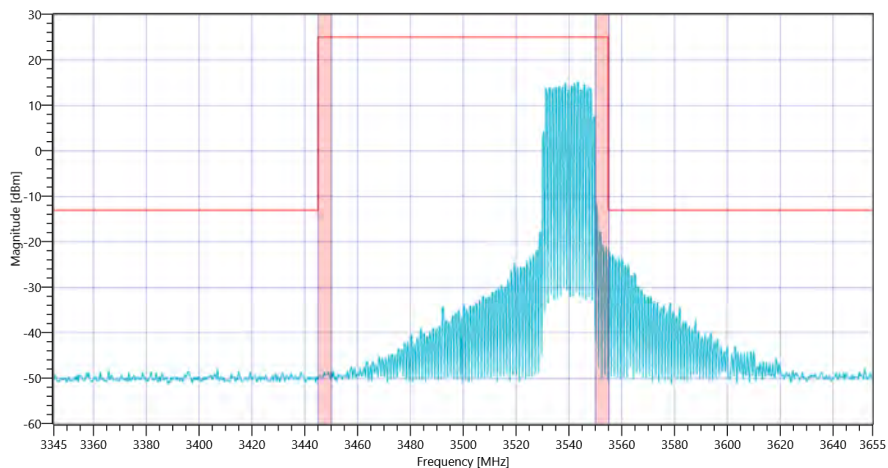
Test Description	Lower Limit	Upper Limit	Measured	Unit	Verdict
------------------	-------------	-------------	----------	------	---------

RESULT Test freq: high, UL[MHz]/CH 3540/0, CBW [MHz]: 20, RB_100PCT, Mod: 64QAM

Test Description	Lower Limit	Upper Limit	Measured	Unit	Verdict
Peaks higher limit	---	0	0	no	PASS



FCC, ISED # TX Emissions conducted ~ NR Band_77_A Ant-2 SCS-30 3540 MHz



FCC, ISED # TX Emissions conducted ~ NR Band_77_A Ant-2 SCS-30 3540

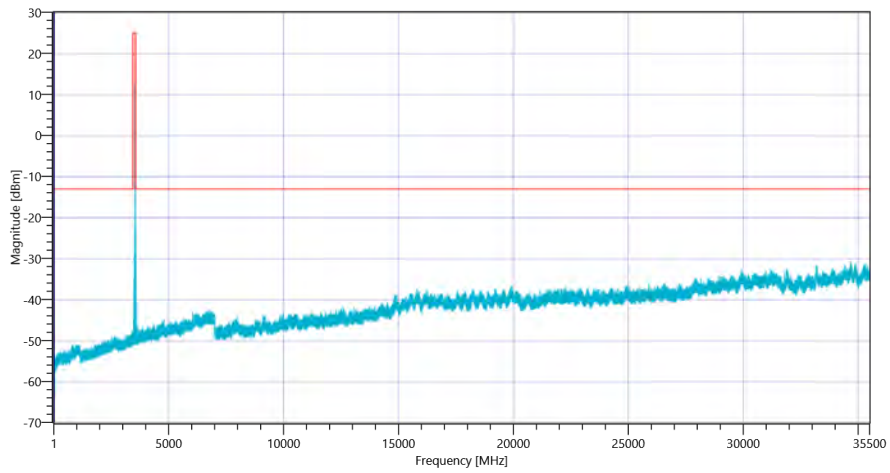
Test freq: high, UL[MHz]/CH 3540/0, CBW [MHz]: 20, RB_100PCT, Mod: 256QAM

READ SA SETTINGS:

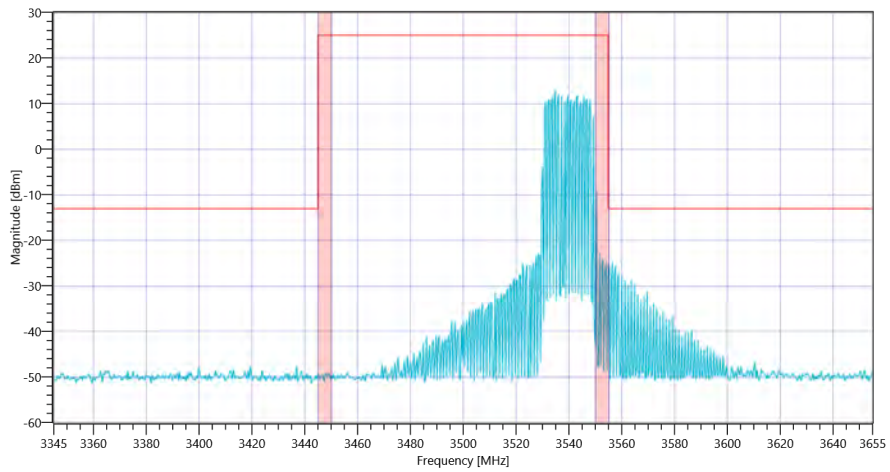
RefLevel [dBm] RefLevelOffset [dB] InpAtt [dB]	1.11 0 20
Start [MHz] Stop [MHz]	1.000 401.000
RBW [MHz] VBW [MHz]	1.000000 3.000000
Detector TraceMode	POS MAXH
Sweep: Time [ms] Count Points per Section Type	1600 1 1001 SWE

RESULT Test freq: high, UL[MHz]/CH 3540/0, CBW [MHz]: 20, RB_100PCT, Mod: 256QAM

Test Description	Lower Limit	Upper Limit	Measured	Unit	Verdict
Peaks higher limit	---	0	0	no	PASS



FCC, ISED # TX Emissions conducted ~ NR Band_77_A Ant-2 SCS-30 3540 MHz



FCC, ISED # TX Emissions conducted ~ NR Band_77_A Ant-2 SCS-30 3540

General verdict

PASS

FCC, ISED # TX Emissions conducted ~ NR Band_77_A Ant-2 SCS-30

Test References	
TC Start	26.06.2022 12:28:24
Ambit Temp [°C] Humidity [rel%]	25.1 52
System Version	3.1.1.3
Test Specification	FCC, ISED -
Test Method	
TC Version	0.0.1
My Description	FCC/ISED MobileRadio TX Emissions conducted - NR Band_77_A
Add. Information	

Test Parameter	
Technology to test	NR
Band	Band_77_A
SCS [kHz]	30
Waveform	CPOFDM
Antenna Port used	2
Temperature	nom
Voltage	nom
Frequency low to test	False
Frequency mid to test	False
Frequency high to test	True
Auto Control enabled Power Supply Climatic Box	No No
Additional Path Loss [dB]	0
Switched Path	None

Test Equipment	
Signal analyzer,Rohde&Schwarz,FSV-40,1307.9002K40/101042,3.70	

Test at BW [MHz]: 10

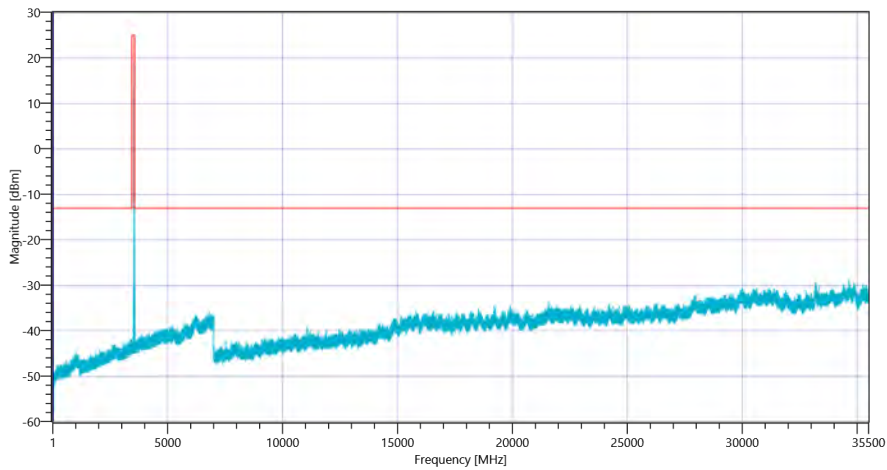
Test freq: high, UL[MHz]/CH 3545/0, CBW [MHz]: 10, RB_100PCT, Mod: QPSK

READ SA SETTINGS:

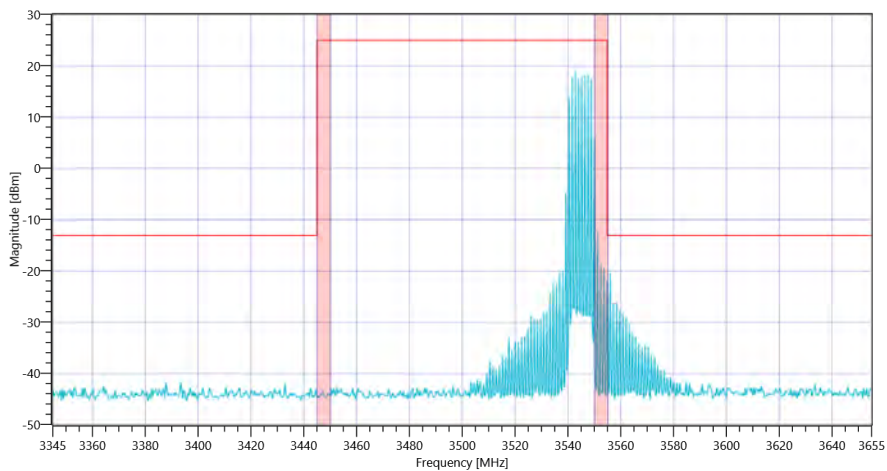
RefLevel [dBm] RefLevelOffset [dB] InpAtt [dB]	6.91 0 25
Start [MHz] Stop [MHz]	1.000 401.000
RBW [MHz] VBW [MHz]	1.000000 3.000000
Detector TraceMode	POS MAXH
Sweep: Time [ms] Count Points per Section Type	1600 1 1001 SWE

RESULT Test freq: high, UL[MHz]/CH 3545/0, CBW [MHz]: 10, RB_100PCT, Mod: QPSK

Test Description	Lower Limit	Upper Limit	Measured	Unit	Verdict
Peaks higher limit	---	0	0	no	PASS



FCC, ISED # TX Emissions conducted ~ NR Band_77_A Ant-2 SCS-30 3545 MHz



FCC, ISED # TX Emissions conducted ~ NR Band_77_A Ant-2 SCS-30 3545

Test freq: high, UL[MHz]/CH 3545/0, CBW [MHz]: 10, RB_100PCT, Mod: 16QAM

READ SA SETTINGS:

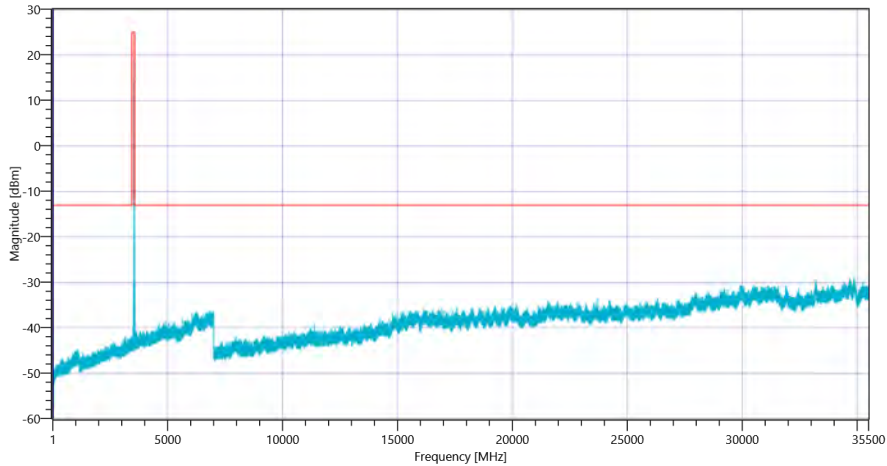
RefLevel [dBm] RefLevelOffset [dB] InpAtt [dB]	7.43 0 25
Start [MHz] Stop [MHz]	1.000 401.000
RBW [MHz] VBW [MHz]	1.000000 3.000000

READ SA SETTINGS:

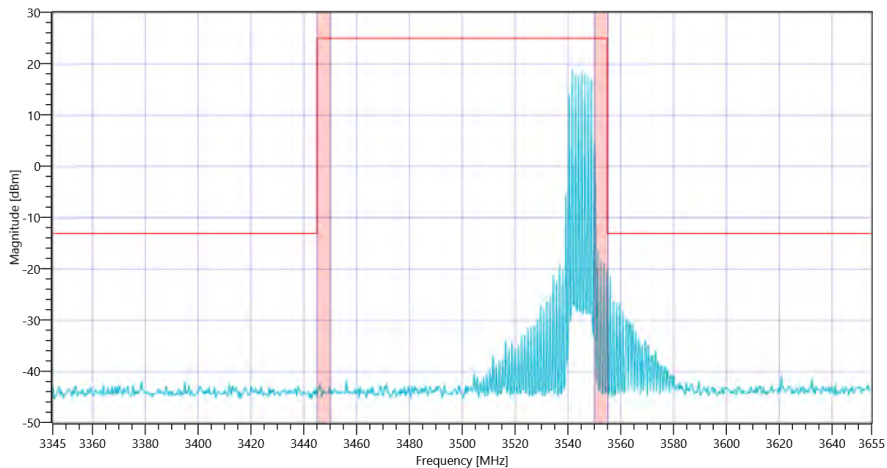
Detector | TraceMode POS | MAXH
Sweep: Time [ms] | Count | Points per Section | Type 1600 | 1 | 1001 | SWE

RESULT Test freq: high, UL[MHz]/CH 3545/0, CBW [MHz]: 10, RB_100PCT, Mod: 16QAM

Test Description	Lower Limit	Upper Limit	Measured	Unit	Verdict
Peaks higher limit	---	0	0	no	PASS



FCC, ISED # TX Emissions conducted ~ NR Band_77_A Ant-2 SCS-30 3545 MHz



FCC, ISED # TX Emissions conducted ~ NR Band_77_A Ant-2 SCS-30 3545

Test freq: high, UL[MHz]/CH 3545/0, CBW [MHz]: 10, RB_100PCT, Mod: 64QAM

READ SA SETTINGS:

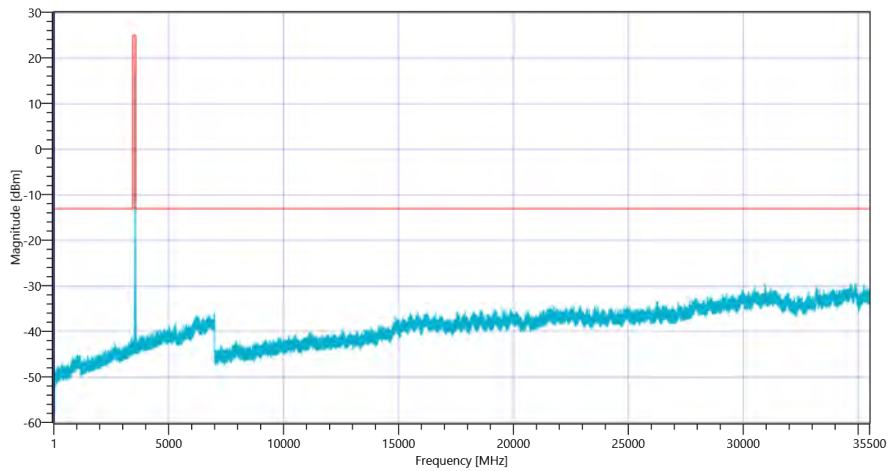
RefLevel [dBm] | RefLevelOffset [dB] | InpAtt [dB] 7.22 | 0 | 25
Start [MHz] | Stop [MHz] 1.000 | 401.000
RBW [MHz] | VBW [MHz] 1.000000 | 3.000000
Detector | TraceMode POS | MAXH
Sweep: Time [ms] | Count | Points per Section | Type 1600 | 1 | 1001 | SWE

RESULT Test freq: high, UL[MHz]/CH 3545/0, CBW [MHz]: 10, RB_100PCT, Mod: 64QAM

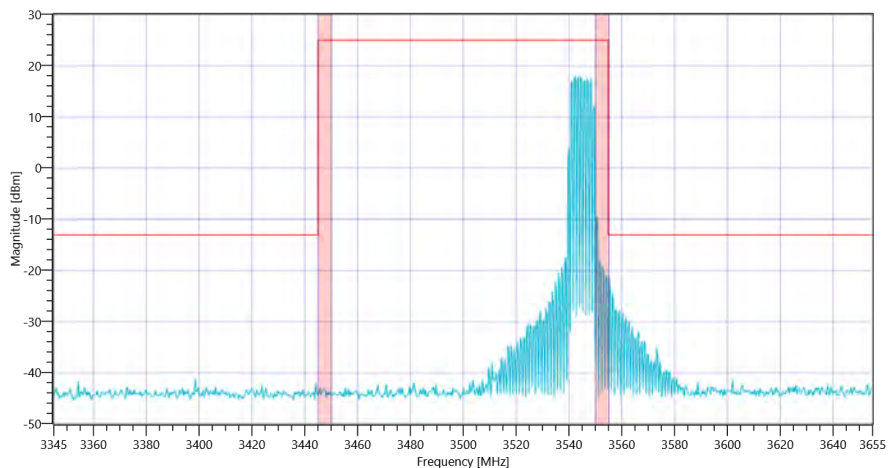
Test Description	Lower Limit	Upper Limit	Measured	Unit	Verdict
------------------	-------------	-------------	----------	------	---------

RESULT Test freq: high, UL[MHz]/CH 3545/0, CBW [MHz]: 10, RB_100PCT, Mod: 64QAM

Test Description	Lower Limit	Upper Limit	Measured	Unit	Verdict
Peaks higher limit	---	0	0	no	PASS



FCC, ISED # TX Emissions conducted ~ NR Band_77_A Ant-2 SCS-30 3545 MHz



FCC, ISED # TX Emissions conducted ~ NR Band_77_A Ant-2 SCS-30 3545

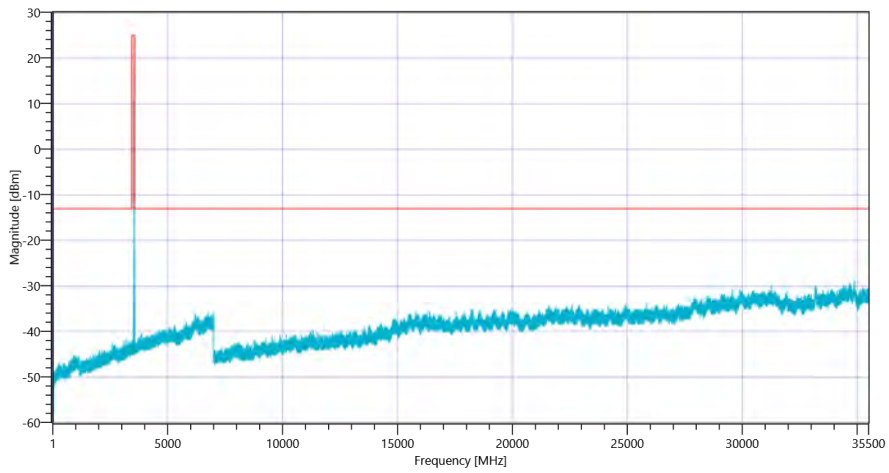
Test freq: high, UL[MHz]/CH 3545/0, CBW [MHz]: 10, RB_100PCT, Mod: 256QAM

READ SA SETTINGS:

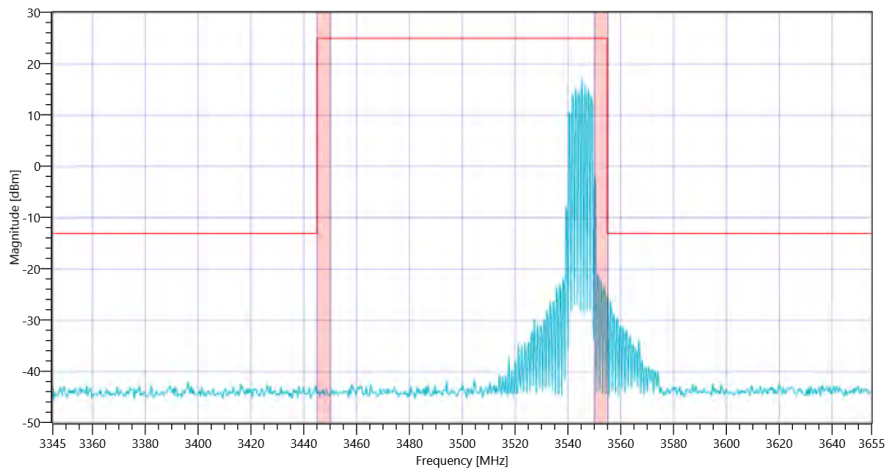
RefLevel [dBm] RefLevelOffset [dB] InpAtt [dB]	5.75 0 25
Start [MHz] Stop [MHz]	1.000 401.000
RBW [MHz] VBW [MHz]	1.000000 3.000000
Detector TraceMode	POS MAXH
Sweep: Time [ms] Count Points per Section Type	1600 1 1001 SWE

RESULT Test freq: high, UL[MHz]/CH 3545/0, CBW [MHz]: 10, RB_100PCT, Mod: 256QAM

Test Description	Lower Limit	Upper Limit	Measured	Unit	Verdict
Peaks higher limit	---	0	0	no	PASS



FCC, ISED # TX Emissions conducted ~ NR Band_77_A Ant-2 SCS-30 3545 MHz



FCC, ISED # TX Emissions conducted ~ NR Band_77_A Ant-2 SCS-30 3545

General verdict

PASS

FCC, ISED # TX Emissions conducted ~ NR Band_77_A Ant-2 SCS-30

Test References	
TC Start	26.06.2022 10:34:21
Ambit Temp [°C] Humidity [rel%]	24.8 53
System Version	3.1.1.3
Test Specification	FCC, ISED -
Test Method	
TC Version	0.0.1
My Description	FCC/ISED MobileRadio TX Emissions conducted - NR Band_77_A
Add. Information	

Test Parameter	
Technology to test	NR
Band	Band_77_A
SCS [kHz]	30
Waveform	CPOFDM
Antenna Port used	2
Temperature	nom
Voltage	nom
Frequency low to test	False
Frequency mid to test	False
Frequency high to test	True
Auto Control enabled Power Supply Climatic Box	No No
Additional Path Loss [dB]	0
Switched Path	None

Test Equipment	
Signal analyzer,Rohde&Schwarz,FSV-40,1307.9002K40/101042,3.70	

Test at BW [MHz]: 30

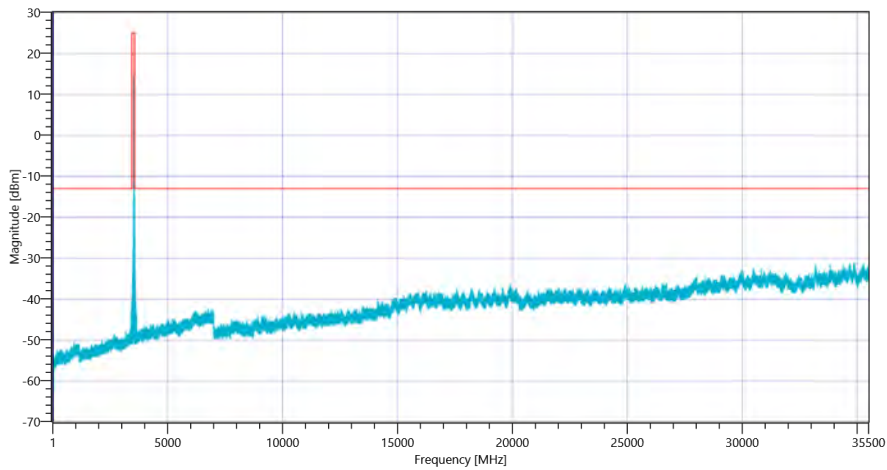
Test freq: high, UL[MHz]/CH 3535/0, CBW [MHz]: 30, RB_100PCT, Mod: QPSK

READ SA SETTINGS:

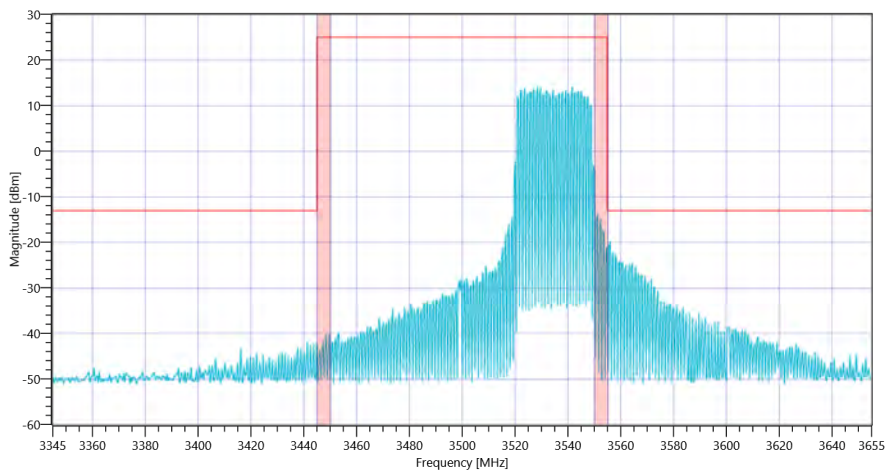
RefLevel [dBm] RefLevelOffset [dB] InpAtt [dB]	2.00 0 20
Start [MHz] Stop [MHz]	1.000 401.000
RBW [MHz] VBW [MHz]	1.000000 3.000000
Detector TraceMode	POS MAXH
Sweep: Time [ms] Count Points per Section Type	1600 1 1001 SWE

RESULT Test freq: high, UL[MHz]/CH 3535/0, CBW [MHz]: 30, RB_100PCT, Mod: QPSK

Test Description	Lower Limit	Upper Limit	Measured	Unit	Verdict
Peaks higher limit	---	0	0	no	PASS



FCC, ISED # TX Emissions conducted ~ NR Band_77_A Ant-2 SCS-30 3535 MHz



FCC, ISED # TX Emissions conducted ~ NR Band_77_A Ant-2 SCS-30 3535

Test freq: high, UL[MHz]/CH 3535/0, CBW [MHz]: 30, RB_100PCT, Mod: 16QAM

READ SA SETTINGS:

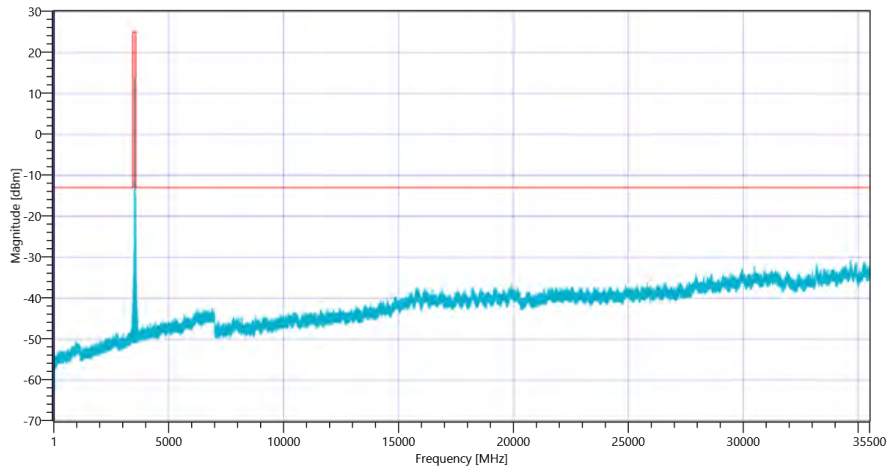
RefLevel [dBm] RefLevelOffset [dB] InpAtt [dB]	2.82 0 20
Start [MHz] Stop [MHz]	1.000 401.000
RBW [MHz] VBW [MHz]	1.000000 3.000000

READ SA SETTINGS:

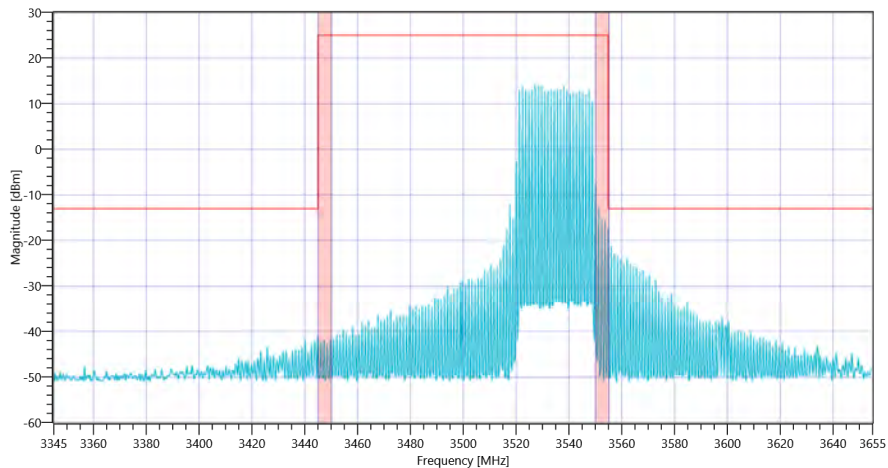
Detector | TraceMode POS | MAXH
Sweep: Time [ms] | Count | Points per Section | Type 1600 | 1 | 1001 | SWE

RESULT Test freq: high, UL[MHz]/CH 3535/0, CBW [MHz]: 30, RB_100PCT, Mod: 16QAM

Test Description	Lower Limit	Upper Limit	Measured	Unit	Verdict
Peaks higher limit	---	0	0	no	PASS



FCC, ISED # TX Emissions conducted ~ NR Band_77_A Ant-2 SCS-30 3535 MHz



FCC, ISED # TX Emissions conducted ~ NR Band_77_A Ant-2 SCS-30 3535

Test freq: high, UL[MHz]/CH 3535/0, CBW [MHz]: 30, RB_100PCT, Mod: 64QAM

READ SA SETTINGS:

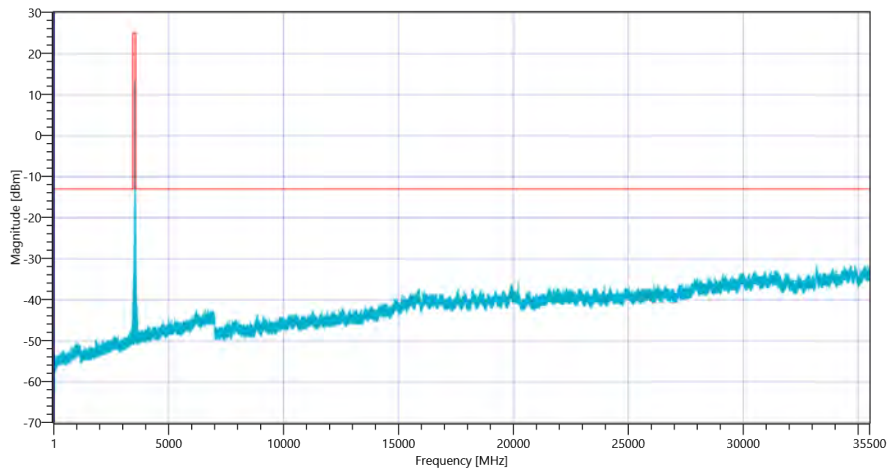
RefLevel [dBm] | RefLevelOffset [dB] | InpAtt [dB] 2.46 | 0 | 20
Start [MHz] | Stop [MHz] 1.000 | 401.000
RBW [MHz] | VBW [MHz] 1.000000 | 3.000000
Detector | TraceMode POS | MAXH
Sweep: Time [ms] | Count | Points per Section | Type 1600 | 1 | 1001 | SWE

RESULT Test freq: high, UL[MHz]/CH 3535/0, CBW [MHz]: 30, RB_100PCT, Mod: 64QAM

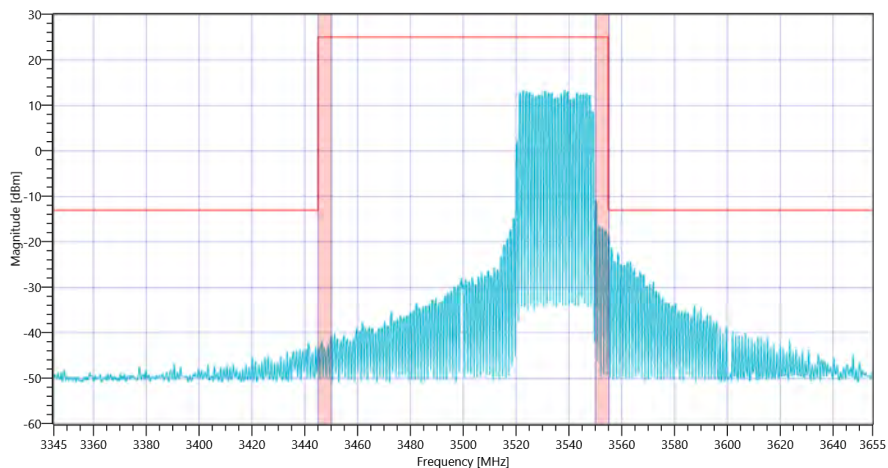
Test Description	Lower Limit	Upper Limit	Measured	Unit	Verdict
------------------	-------------	-------------	----------	------	---------

RESULT Test freq: high, UL[MHz]/CH 3535/0, CBW [MHz]: 30, RB_100PCT, Mod: 64QAM

Test Description	Lower Limit	Upper Limit	Measured	Unit	Verdict
Peaks higher limit	---	0	0	no	PASS



FCC, ISED # TX Emissions conducted ~ NR Band_77_A Ant-2 SCS-30 3535 MHz



FCC, ISED # TX Emissions conducted ~ NR Band_77_A Ant-2 SCS-30 3535

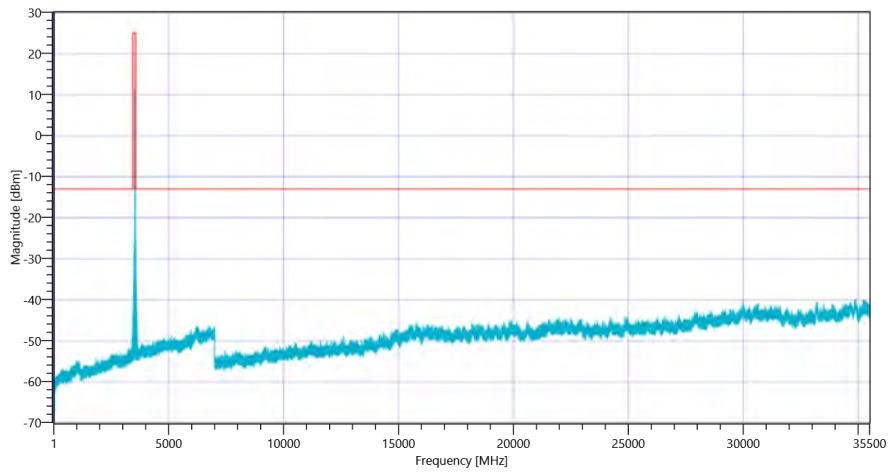
Test freq: high, UL[MHz]/CH 3535/0, CBW [MHz]: 30, RB_100PCT, Mod: 256QAM

READ SA SETTINGS:

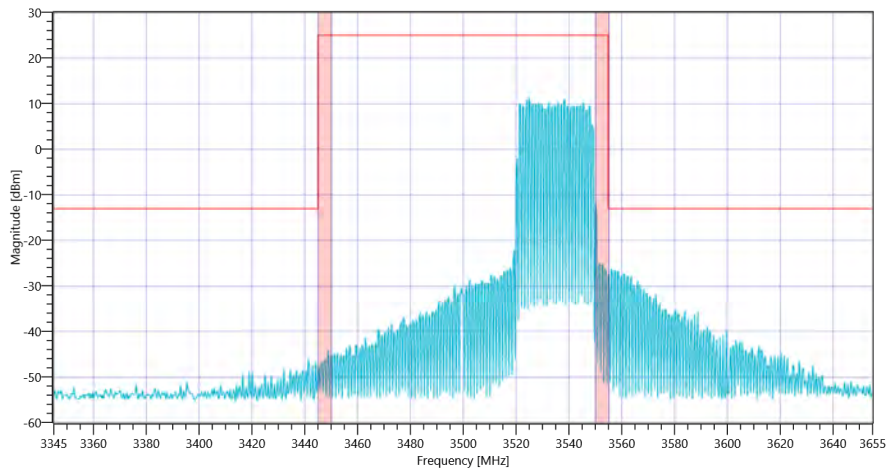
RefLevel [dBm] RefLevelOffset [dB] InpAtt [dB]	-0.06 0 15
Start [MHz] Stop [MHz]	1.000 401.000
RBW [MHz] VBW [MHz]	1.000000 3.000000
Detector TraceMode	POS MAXH
Sweep: Time [ms] Count Points per Section Type	1600 1 1001 SWE

RESULT Test freq: high, UL[MHz]/CH 3535/0, CBW [MHz]: 30, RB_100PCT, Mod: 256QAM

Test Description	Lower Limit	Upper Limit	Measured	Unit	Verdict
Peaks higher limit	---	0	0	no	PASS



FCC, ISED # TX Emissions conducted ~ NR Band_77_A Ant-2 SCS-30 3535 MHz



FCC, ISED # TX Emissions conducted ~ NR Band_77_A Ant-2 SCS-30 3535

General verdict

PASS

FCC, ISED # TX Emissions conducted ~ NR Band_77_A Ant-2 SCS-30

Test References	
TC Start	26.06.2022 09:57:57
Ambit Temp [°C] Humidity [rel%]	24.8 53
System Version	3.1.1.3
Test Specification	FCC, ISED -
Test Method	
TC Version	0.0.1
My Description	FCC/ISED MobileRadio TX Emissions conducted - NR Band_77_A
Add. Information	

Test Parameter	
Technology to test	NR
Band	Band_77_A
SCS [kHz]	30
Waveform	CPOFDM
Antenna Port used	2
Temperature	nom
Voltage	nom
Frequency low to test	False
Frequency mid to test	False
Frequency high to test	True
Auto Control enabled Power Supply Climatic Box	No No
Additional Path Loss [dB]	0
Switched Path	None

Test Equipment	
Signal analyzer,Rohde&Schwarz,FSV-40,1307.9002K40/101042,3.70	

Test at BW [MHz]: 40

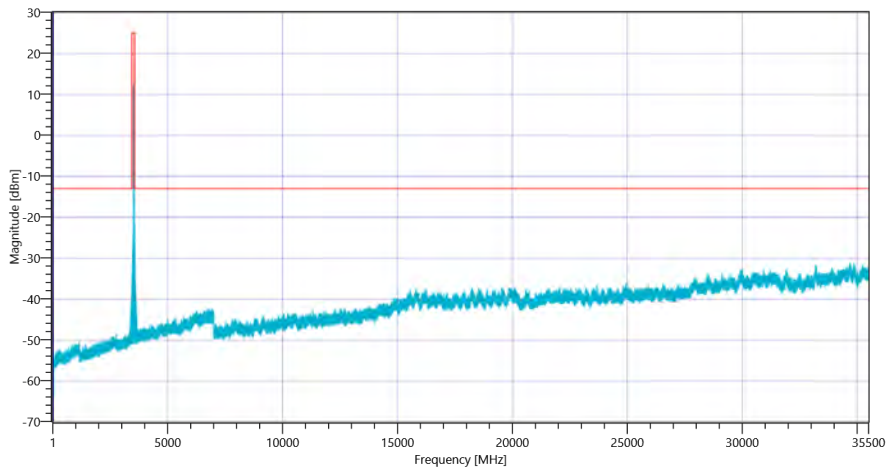
Test freq: high, UL[MHz]/CH 3530/0, CBW [MHz]: 40, RB_100PCT, Mod: QPSK

READ SA SETTINGS:

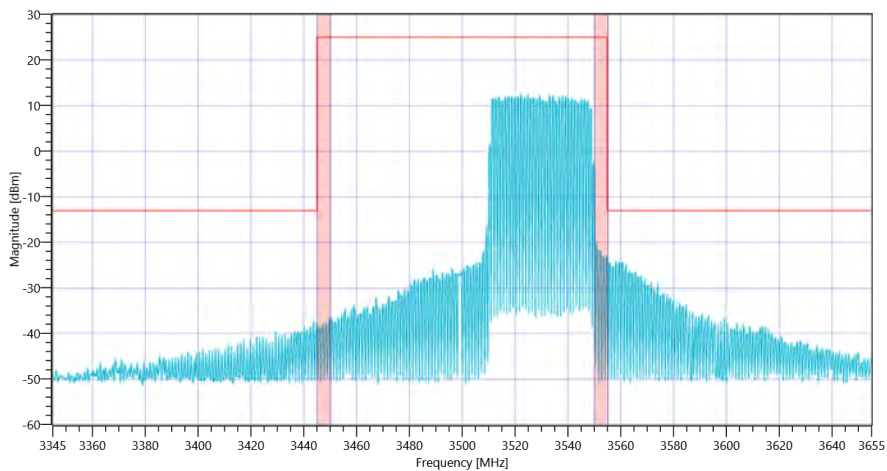
RefLevel [dBm] RefLevelOffset [dB] InpAtt [dB]	0.84 0 20
Start [MHz] Stop [MHz]	1.000 401.000
RBW [MHz] VBW [MHz]	1.000000 3.000000
Detector TraceMode	POS MAXH
Sweep: Time [ms] Count Points per Section Type	1600 1 1001 SWE

RESULT Test freq: high, UL[MHz]/CH 3530/0, CBW [MHz]: 40, RB_100PCT, Mod: QPSK

Test Description	Lower Limit	Upper Limit	Measured	Unit	Verdict
Peaks higher limit	---	0	0	no	PASS



FCC, ISED # TX Emissions conducted ~ NR Band_77_A Ant-2 SCS-30 3530 MHz



FCC, ISED # TX Emissions conducted ~ NR Band_77_A Ant-2 SCS-30 3530

Test freq: high, UL[MHz]/CH 3530/0, CBW [MHz]: 40, RB_100PCT, Mod: 16QAM

READ SA SETTINGS:

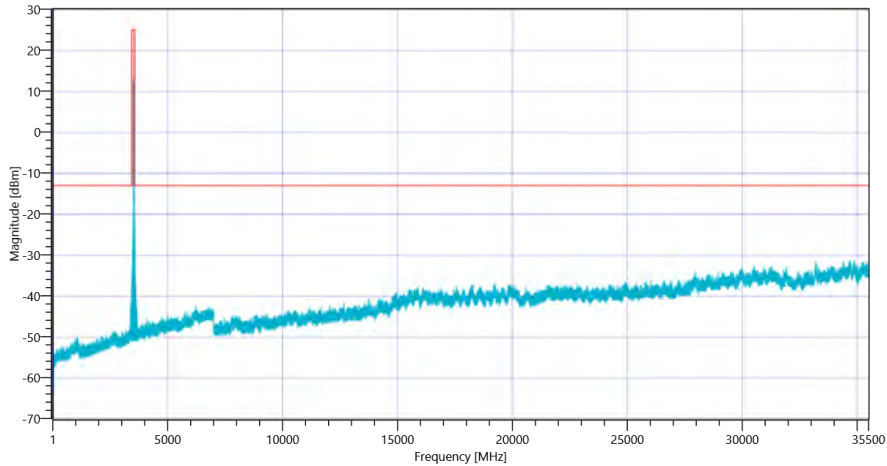
RefLevel [dBm] RefLevelOffset [dB] InpAtt [dB]	2.08 0 20
Start [MHz] Stop [MHz]	1.000 401.000
RBW [MHz] VBW [MHz]	1.000000 3.000000

READ SA SETTINGS:

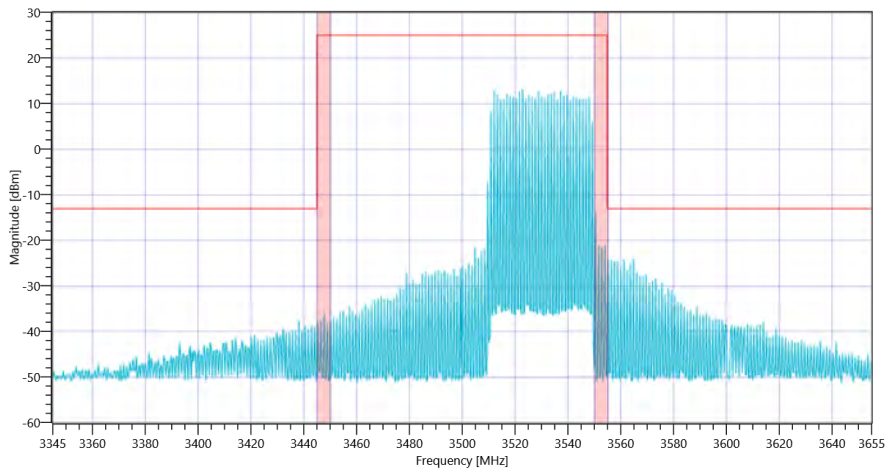
Detector | TraceMode POS | MAXH
Sweep: Time [ms] | Count | Points per Section | Type 1600 | 1 | 1001 | SWE

RESULT Test freq: high, UL[MHz]/CH 3530/0, CBW [MHz]: 40, RB_100PCT, Mod: 16QAM

Test Description	Lower Limit	Upper Limit	Measured	Unit	Verdict
Peaks higher limit	---	0	0	no	PASS



FCC, ISED # TX Emissions conducted ~ NR Band_77_A Ant-2 SCS-30 3530 MHz



FCC, ISED # TX Emissions conducted ~ NR Band_77_A Ant-2 SCS-30 3530

Test freq: high, UL[MHz]/CH 3530/0, CBW [MHz]: 40, RB_100PCT, Mod: 64QAM

READ SA SETTINGS:

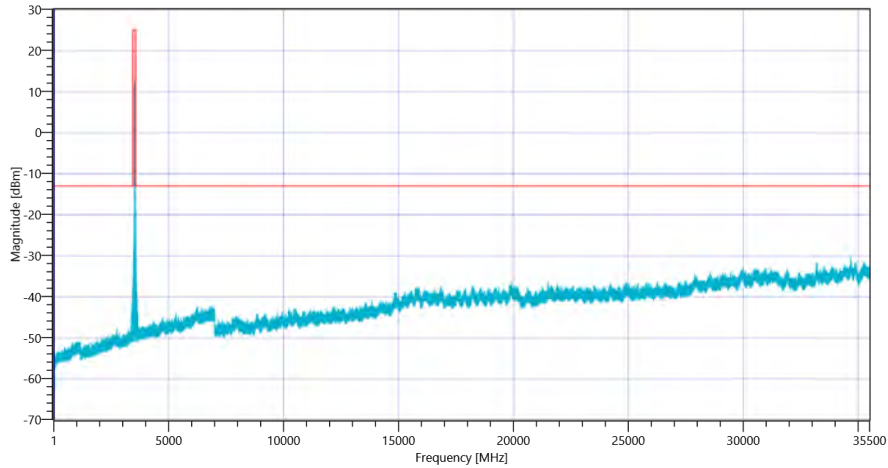
RefLevel [dBm] | RefLevelOffset [dB] | InpAtt [dB] 1.83 | 0 | 20
Start [MHz] | Stop [MHz] 1.000 | 401.000
RBW [MHz] | VBW [MHz] 1.000000 | 3.000000
Detector | TraceMode POS | MAXH
Sweep: Time [ms] | Count | Points per Section | Type 1600 | 1 | 1001 | SWE

RESULT Test freq: high, UL[MHz]/CH 3530/0, CBW [MHz]: 40, RB_100PCT, Mod: 64QAM

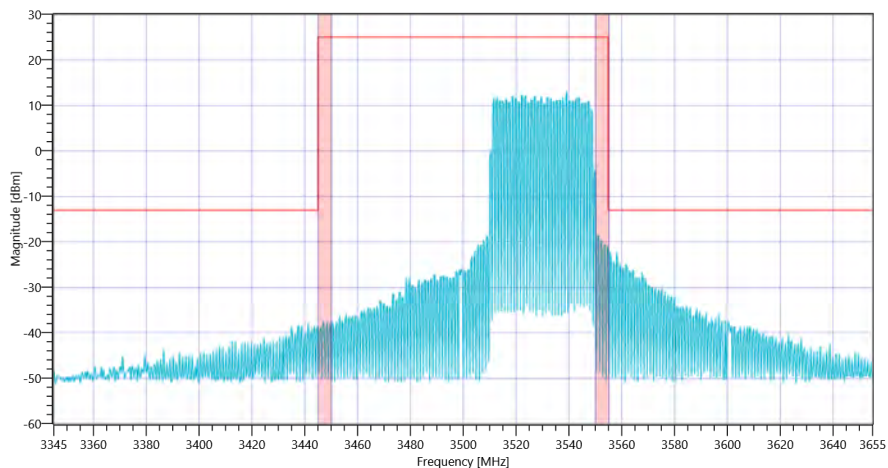
Test Description	Lower Limit	Upper Limit	Measured	Unit	Verdict
------------------	-------------	-------------	----------	------	---------

RESULT Test freq: high, UL[MHz]/CH 3530/0, CBW [MHz]: 40, RB_100PCT, Mod: 64QAM

Test Description	Lower Limit	Upper Limit	Measured	Unit	Verdict
Peaks higher limit	---	0	0	no	PASS



FCC, ISED # TX Emissions conducted ~ NR Band_77_A Ant-2 SCS-30 3530 MHz



FCC, ISED # TX Emissions conducted ~ NR Band_77_A Ant-2 SCS-30 3530

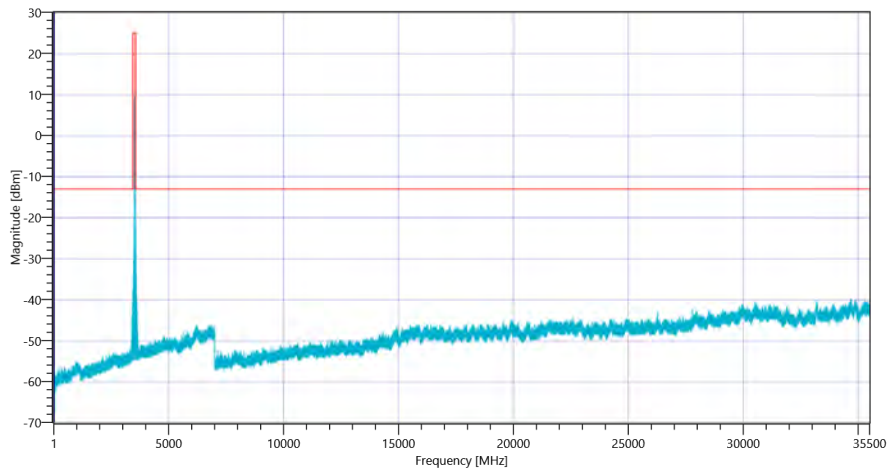
Test freq: high, UL[MHz]/CH 3530/0, CBW [MHz]: 40, RB_100PCT, Mod: 256QAM

READ SA SETTINGS:

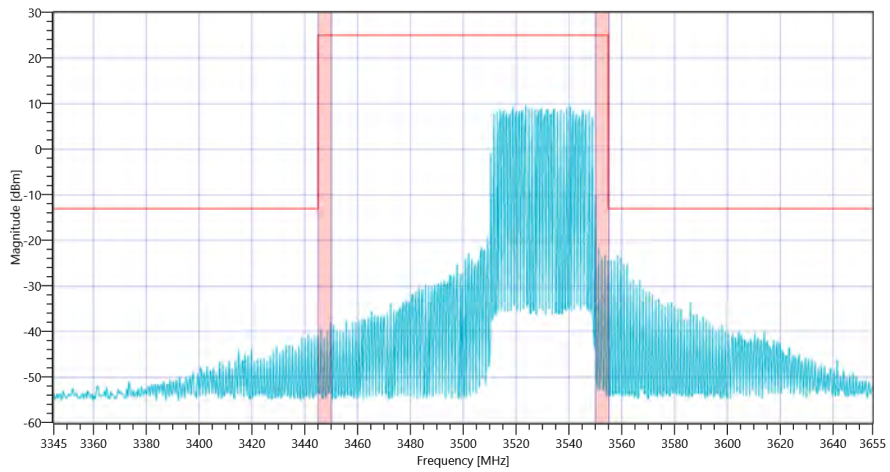
RefLevel [dBm] RefLevelOffset [dB] InpAtt [dB]	-1.33 0 15
Start [MHz] Stop [MHz]	1.000 401.000
RBW [MHz] VBW [MHz]	1.000000 3.000000
Detector TraceMode	POS MAXH
Sweep: Time [ms] Count Points per Section Type	1600 1 1001 SWE

RESULT Test freq: high, UL[MHz]/CH 3530/0, CBW [MHz]: 40, RB_100PCT, Mod: 256QAM

Test Description	Lower Limit	Upper Limit	Measured	Unit	Verdict
Peaks higher limit	---	0	0	no	PASS



FCC, ISED # TX Emissions conducted ~ NR Band_77_A Ant-2 SCS-30 3530 MHz



FCC, ISED # TX Emissions conducted ~ NR Band_77_A Ant-2 SCS-30 3530

General verdict

PASS

FCC, ISED # TX Emissions conducted ~ NR Band_77_A Ant-2 SCS-30

Test References	
TC Start	26.06.2022 09:24:54
Ambit Temp [°C] Humidity [rel%]	24.7 53
System Version	3.1.1.3
Test Specification	FCC, ISED -
Test Method	
TC Version	0.0.1
My Description	FCC/ISED MobileRadio TX Emissions conducted - NR Band_77_A
Add. Information	

Test Parameter	
Technology to test	NR
Band	Band_77_A
SCS [kHz]	30
Waveform	CPOFDM
Antenna Port used	2
Temperature	nom
Voltage	nom
Frequency low to test	False
Frequency mid to test	False
Frequency high to test	True
Auto Control enabled Power Supply Climatic Box	No No
Additional Path Loss [dB]	0
Switched Path	None

Test Equipment	
Signal analyzer,Rohde&Schwarz,FSV-40,1307.9002K40/101042,3.70	

Test at BW [MHz]: 50

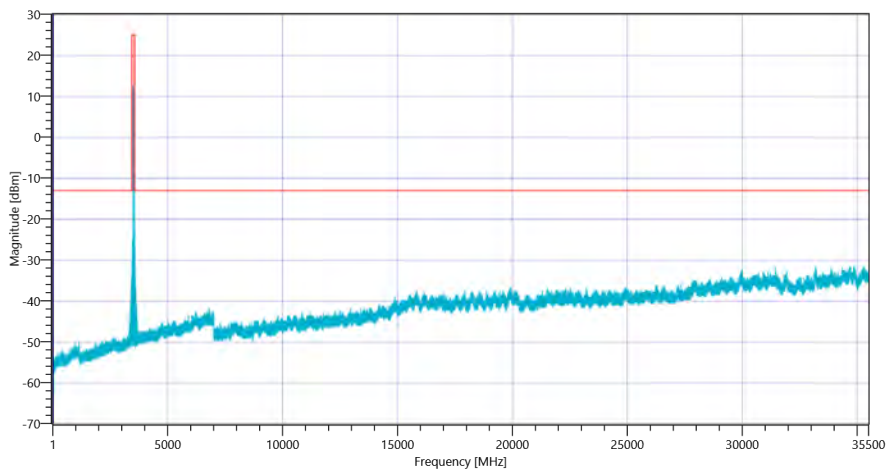
Test freq: high, UL[MHz]/CH 3525/0, CBW [MHz]: 50, RB_100PCT, Mod: QPSK

READ SA SETTINGS:

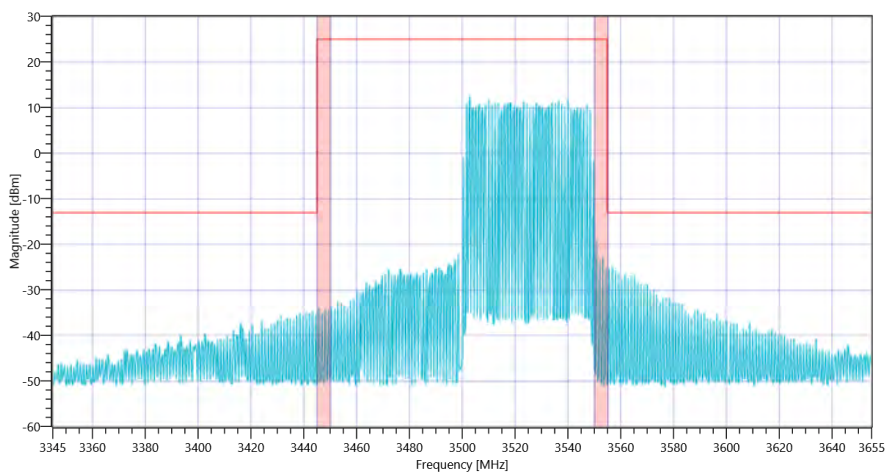
RefLevel [dBm] RefLevelOffset [dB] InpAtt [dB]	0.12 0 20
Start [MHz] Stop [MHz]	1.000 401.000
RBW [MHz] VBW [MHz]	1.000000 3.000000
Detector TraceMode	POS MAXH
Sweep: Time [ms] Count Points per Section Type	1600 1 1001 SWE

RESULT Test freq: high, UL[MHz]/CH 3525/0, CBW [MHz]: 50, RB_100PCT, Mod: QPSK

Test Description	Lower Limit	Upper Limit	Measured	Unit	Verdict
Peaks higher limit	---	0	0	no	PASS



FCC, ISED # TX Emissions conducted ~ NR Band_77_A Ant-2 SCS-30 3525 MHz



FCC, ISED # TX Emissions conducted ~ NR Band_77_A Ant-2 SCS-30 3525

Test freq: high, UL[MHz]/CH 3525/0, CBW [MHz]: 50, RB_100PCT, Mod: 16QAM

READ SA SETTINGS:

RefLevel [dBm] RefLevelOffset [dB] InpAtt [dB]	1.46 0 20
Start [MHz] Stop [MHz]	1.000 401.000
RBW [MHz] VBW [MHz]	1.000000 3.000000