

Test at BW [MHz]: 10

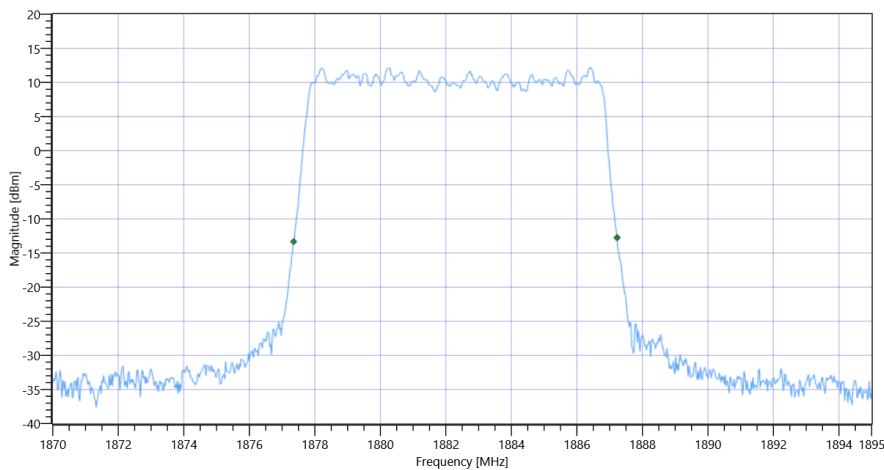
Test freq: mid, UL[MHz]/CH 1882.5/0, CBW [MHz]: 10, RB_100PCT, Mod: 256QAM

READ SA SETTINGS:

RefLevel [dBm] RefLevelOffset [dB] InpAtt [dB]	18.04 0 35
Start [MHz] Stop [MHz]	1870.000 1895.000
RBW [MHz] VBW [MHz]	0.200000 1.000000
Detector TraceMode	POS MAXH
Sweep: Time [ms] Count Points per Section Type	2 1500 1001 SWE

RESULT 26 dB

Test Description	Lower Limit	Upper Limit	Measured	Unit	Verdict
Bandwidth 26dB	---	---	9.875	MHz	INFO



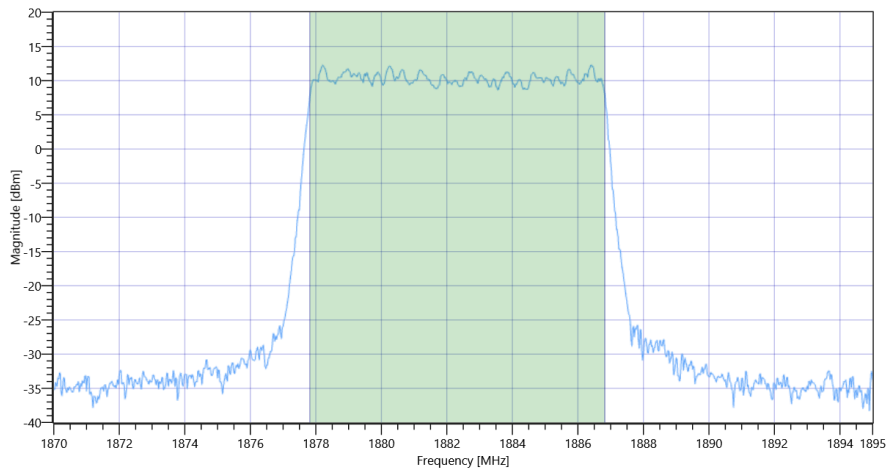
FCC, ISED # Bandwidth 99PCT and 26dB ~ NR Band_25 Ant-1 SCS-15 26dB

READ SA SETTINGS:

RefLevel [dBm] RefLevelOffset [dB] InpAtt [dB]	18.04 0 35
Start [MHz] Stop [MHz]	1870.000 1895.000
RBW [MHz] VBW [MHz]	0.200000 1.000000
Detector TraceMode	POS MAXH
Sweep: Time [ms] Count Points per Section Type	1 1500 1001 SWE

RESULT 99%

Test Description	Lower Limit	Upper Limit	Measured	Unit	Verdict
Bandwidth 99%	---	---	9.016	MHz	INFO



General verdict

PASS

FCC, ISED # Bandwidth 99PCT and 26dB ~ NR Band_25 Ant-1 SCS-15

Test References	
TC Start	14.07.2022 11:11:58
Ambit Temp [°C] Humidity [rel%]	27.0 43
System Version	3.2.0.2
Test Specification	FCC, ISED -
Test Method	
TC Version	0.0.1
My Description	FCC/ISED Bandwidths 99PCT and 26dB - NR Band_25
Add. Information	

Test Parameter	
Technology to test	NR
Band	Band_25
SCS [kHz]	15
Waveform	DFTOFDM
Antenna Port used	1
Temperature	nom
Voltage	nom
Frequency low to test	True
Frequency mid to test	False
Frequency high to test	False
Auto Control enabled Power Supply Climatic Box	No No
Additional Path Loss [dB]	0
Switched Path	None

Test Equipment	
Signal analyzer,Rohde&Schwarz,FSV-40,1307.9002K40/101042,3.70	

Test at BW [MHz]: 10

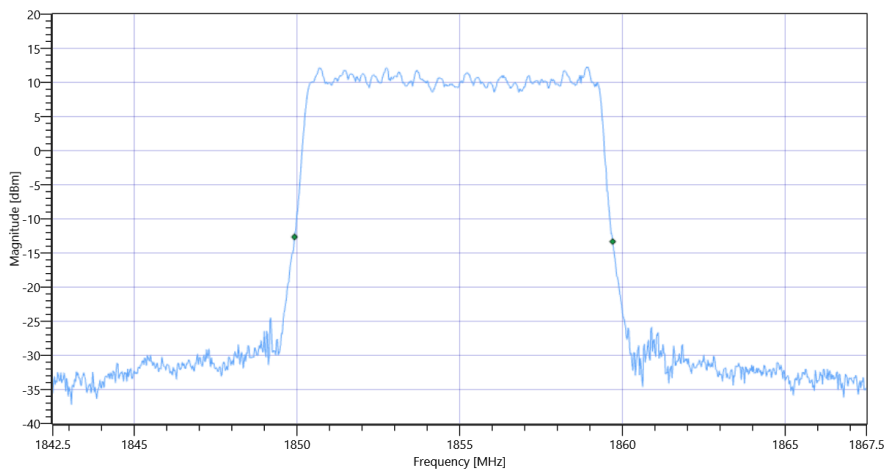
Test freq: low, UL[MHz]/CH 1855/0, CBW [MHz]: 10, RB_100PCT, Mod: 256QAM

READ SA SETTINGS:

RefLevel [dBm] RefLevelOffset [dB] InpAtt [dB]	17.23 0 35
Start [MHz] Stop [MHz]	1842.500 1867.500
RBW [MHz] VBW [MHz]	0.200000 1.000000
Detector TraceMode	POS MAXH
Sweep: Time [ms] Count Points per Section Type	2 1500 1001 SWE

RESULT 26 dB

Test Description	Lower Limit	Upper Limit	Measured	Unit	Verdict
Bandwidth 26dB	---	---	9.775	MHz	INFO



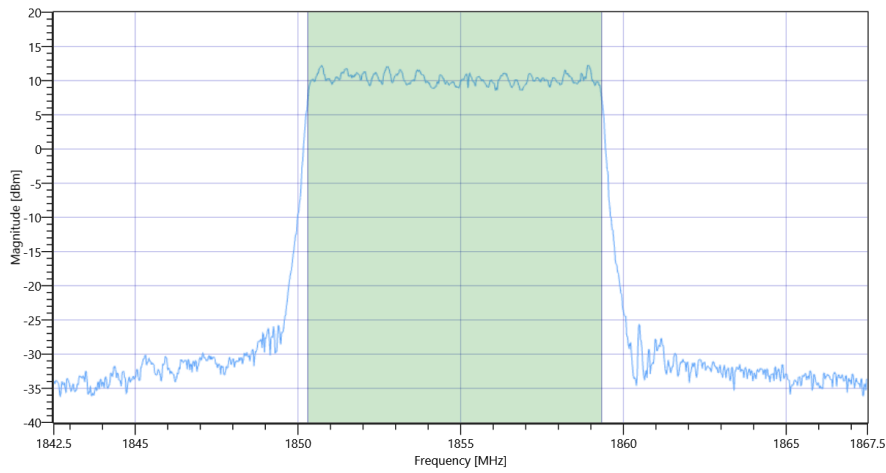
FCC, ISED # Bandwidth 99PCT and 26dB ~ NR Band_25 Ant-1 SCS-15 26dB

READ SA SETTINGS:

RefLevel [dBm] RefLevelOffset [dB] InpAtt [dB]	17.23 0 35
Start [MHz] Stop [MHz]	1842.500 1867.500
RBW [MHz] VBW [MHz]	0.200000 1.000000
Detector TraceMode	POS MAXH
Sweep: Time [ms] Count Points per Section Type	1 1500 1001 SWE

RESULT 99%

Test Description	Lower Limit	Upper Limit	Measured	Unit	Verdict
Bandwidth 99%	---	---	9.016	MHz	INFO



FCC, ISED # Bandwidth 99PCT and 26dB ~ NR Band_25 Ant-1 SCS-15 26dB

General verdict

PASS

FCC, ISED # Bandwidth 99PCT and 26dB ~ NR Band_25 Ant-1 SCS-15

Test References	
TC Start	14.07.2022 11:06:38
Ambit Temp [°C] Humidity [rel%]	27.0 43
System Version	3.2.0.2
Test Specification	FCC, ISED -
Test Method	
TC Version	0.0.1
My Description	FCC/ISED Bandwidths 99PCT and 26dB - NR Band_25
Add. Information	

Test Parameter	
Technology to test	NR
Band	Band_25
SCS [kHz]	15
Waveform	DFTOFDM
Antenna Port used	1
Temperature	nom
Voltage	nom
Frequency low to test	False
Frequency mid to test	False
Frequency high to test	True
Auto Control enabled Power Supply Climatic Box	No No
Additional Path Loss [dB]	0
Switched Path	None

Test Equipment	
Signal analyzer,Rohde&Schwarz,FSV-40,1307.9002K40/101042,3.70	

Test at BW [MHz]: 5

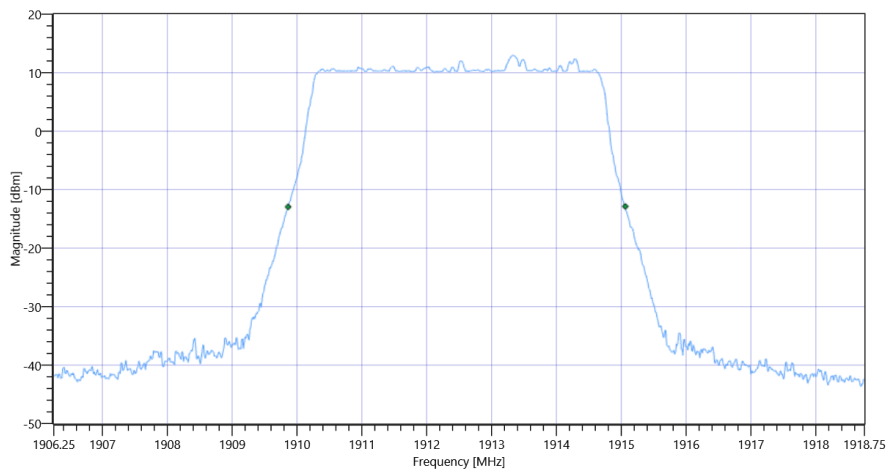
Test freq: high, UL[MHz]/CH 1912.5/0, CBW [MHz]: 5, RB_100PCT, Mod: 256QAM

READ SA SETTINGS:

RefLevel [dBm] RefLevelOffset [dB] InpAtt [dB]	19.82 0 35
Start [MHz] Stop [MHz]	1906.250 1918.750
RBW [MHz] VBW [MHz]	0.100000 0.500000
Detector TraceMode	POS MAXH
Sweep: Time [ms] Count Points per Section Type	2 1500 1001 SWE

RESULT 26 dB

Test Description	Lower Limit	Upper Limit	Measured	Unit	Verdict
Bandwidth 26dB	---	---	5.2	MHz	INFO



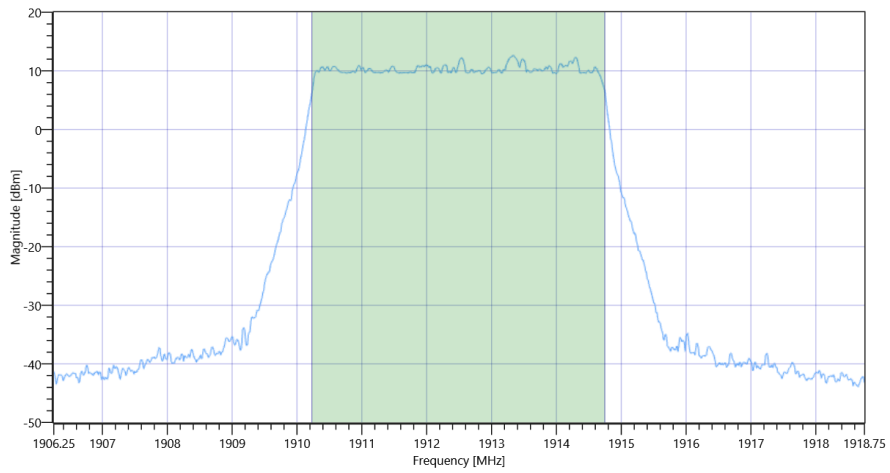
FCC, ISED # Bandwidth 99PCT and 26dB ~ NR Band_25 Ant-1 SCS-15 26dB

READ SA SETTINGS:

RefLevel [dBm] RefLevelOffset [dB] InpAtt [dB]	19.82 0 35
Start [MHz] Stop [MHz]	1906.250 1918.750
RBW [MHz] VBW [MHz]	0.100000 0.500000
Detector TraceMode	POS MAXH
Sweep: Time [ms] Count Points per Section Type	1 1500 1001 SWE

RESULT 99%

Test Description	Lower Limit	Upper Limit	Measured	Unit	Verdict
Bandwidth 99%	---	---	4.52	MHz	INFO



General verdict

PASS

FCC, ISED # Bandwidth 99PCT and 26dB ~ NR Band_25 Ant-1 SCS-15

Test References	
TC Start	14.07.2022 11:04:32
Ambit Temp [°C] Humidity [rel%]	27.0 43
System Version	3.2.0.2
Test Specification	FCC, ISED -
Test Method	
TC Version	0.0.1
My Description	FCC/ISED Bandwidths 99PCT and 26dB - NR Band_25
Add. Information	

Test Parameter	
Technology to test	NR
Band	Band_25
SCS [kHz]	15
Waveform	DFTOFDM
Antenna Port used	1
Temperature	nom
Voltage	nom
Frequency low to test	False
Frequency mid to test	True
Frequency high to test	False
Auto Control enabled Power Supply Climatic Box	No No
Additional Path Loss [dB]	0
Switched Path	None

Test Equipment	
Signal analyzer,Rohde&Schwarz,FSV-40,1307.9002K40/101042,3.70	

Test at BW [MHz]: 5

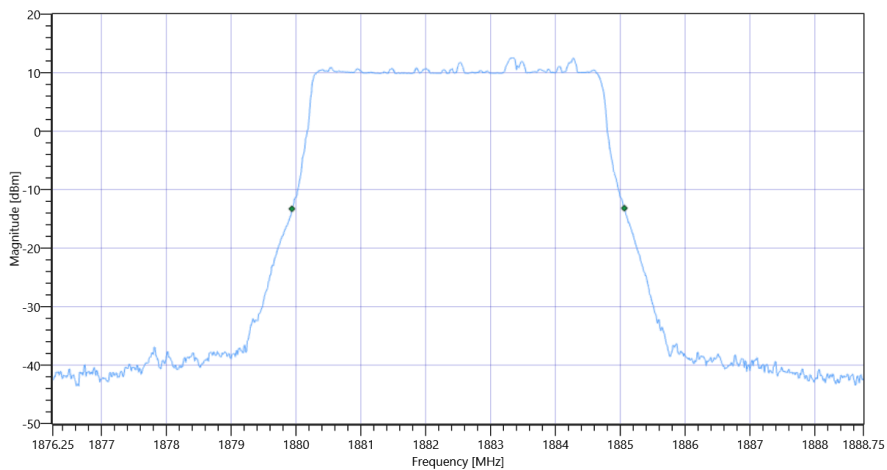
Test freq: mid, UL[MHz]/CH 1882.5/0, CBW [MHz]: 5, RB_100PCT, Mod: 256QAM

READ SA SETTINGS:

RefLevel [dBm] RefLevelOffset [dB] InpAtt [dB]	19.25 0 35
Start [MHz] Stop [MHz]	1876.250 1888.750
RBW [MHz] VBW [MHz]	0.100000 0.500000
Detector TraceMode	POS MAXH
Sweep: Time [ms] Count Points per Section Type	2 1500 1001 SWE

RESULT 26 dB

Test Description	Lower Limit	Upper Limit	Measured	Unit	Verdict
Bandwidth 26dB	---	---	5.125	MHz	INFO



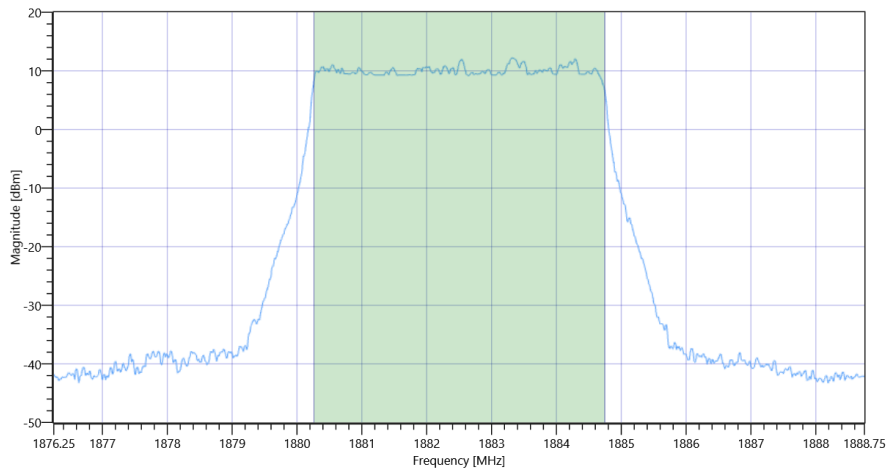
FCC, ISED # Bandwidth 99PCT and 26dB ~ NR Band_25 Ant-1 SCS-15 26dB

READ SA SETTINGS:

RefLevel [dBm] RefLevelOffset [dB] InpAtt [dB]	19.25 0 35
Start [MHz] Stop [MHz]	1876.250 1888.750
RBW [MHz] VBW [MHz]	0.100000 0.500000
Detector TraceMode	POS MAXH
Sweep: Time [ms] Count Points per Section Type	1 1500 1001 SWE

RESULT 99%

Test Description	Lower Limit	Upper Limit	Measured	Unit	Verdict
Bandwidth 99%	---	---	4.496	MHz	INFO



FCC, ISED # Bandwidth 99PCT and 26dB ~ NR Band_25 Ant-1 SCS-15 26dB

General verdict

PASS

FCC, ISED # Bandwidth 99PCT and 26dB ~ NR Band_25 Ant-1 SCS-15

Test References	
TC Start	14.07.2022 10:59:27
Ambit Temp [°C] Humidity [rel%]	26.9 43
System Version	3.2.0.2
Test Specification	FCC, ISED -
Test Method	
TC Version	0.0.1
My Description	FCC/ISED Bandwidths 99PCT and 26dB - NR Band_25
Add. Information	

Test Parameter	
Technology to test	NR
Band	Band_25
SCS [kHz]	15
Waveform	DFTOFDM
Antenna Port used	1
Temperature	nom
Voltage	nom
Frequency low to test	True
Frequency mid to test	False
Frequency high to test	False
Auto Control enabled Power Supply Climatic Box	No No
Additional Path Loss [dB]	0
Switched Path	None

Test Equipment	
Signal analyzer,Rohde&Schwarz,FSV-40,1307.9002K40/101042,3.70	

Test at BW [MHz]: 5

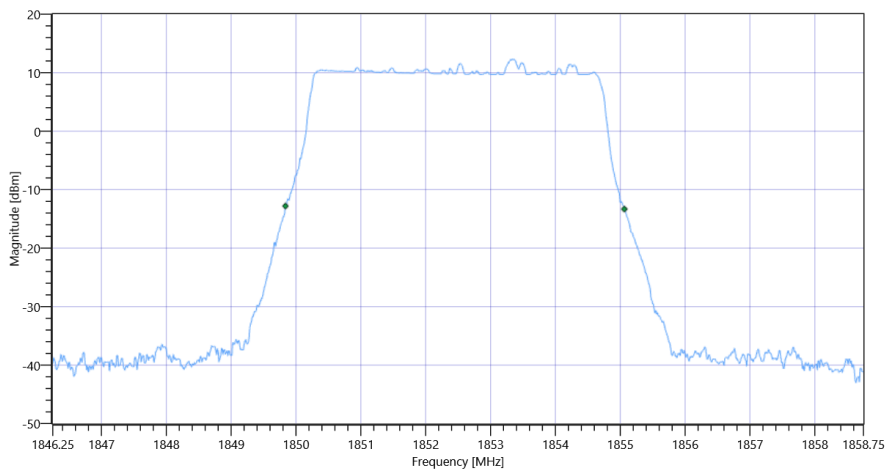
Test freq: low, UL[MHz]/CH 1852.5/0, CBW [MHz]: 5, RB_100PCT, Mod: 256QAM

READ SA SETTINGS:

RefLevel [dBm] RefLevelOffset [dB] InpAtt [dB]	19.33 0 35
Start [MHz] Stop [MHz]	1846.250 1858.750
RBW [MHz] VBW [MHz]	0.100000 0.500000
Detector TraceMode	POS MAXH
Sweep: Time [ms] Count Points per Section Type	2 1500 1001 SWE

RESULT 26 dB

Test Description	Lower Limit	Upper Limit	Measured	Unit	Verdict
Bandwidth 26dB	---	---	5.225	MHz	INFO



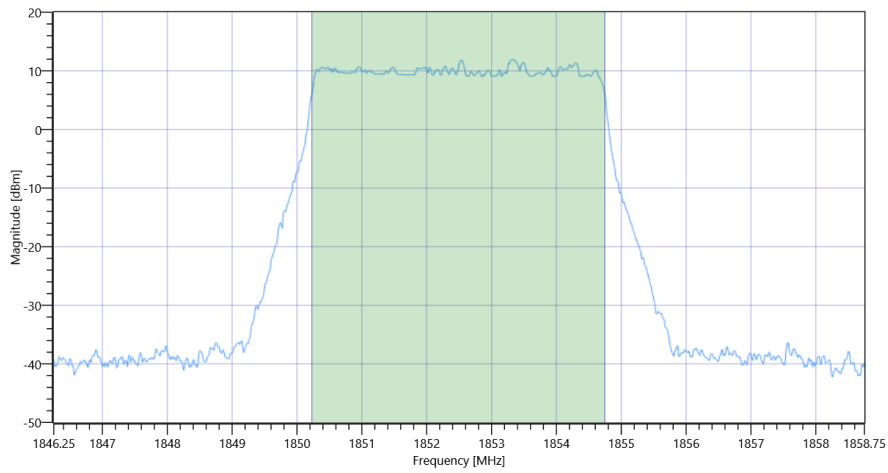
FCC, ISED # Bandwidth 99PCT and 26dB ~ NR Band_25 Ant-1 SCS-15 26dB

READ SA SETTINGS:

RefLevel [dBm] RefLevelOffset [dB] InpAtt [dB]	19.33 0 35
Start [MHz] Stop [MHz]	1846.250 1858.750
RBW [MHz] VBW [MHz]	0.100000 0.500000
Detector TraceMode	POS MAXH
Sweep: Time [ms] Count Points per Section Type	1 1500 1001 SWE

RESULT 99%

Test Description	Lower Limit	Upper Limit	Measured	Unit	Verdict
Bandwidth 99%	---	---	4.508	MHz	INFO



FCC, ISED # Bandwidth 99PCT and 26dB ~ NR Band_25 Ant-1 SCS-15 26dB

General verdict

PASS

FCC, ISED # Bandwidth 99PCT and 26dB ~ NR Band_25 Ant-1 SCS-15

Test References	
TC Start	29.06.2022 22:03:28
Ambit Temp [°C] Humidity [rel%]	27.8 40
System Version	3.2.0.2
Test Specification	FCC, ISED -
Test Method	
TC Version	0.0.1
My Description	FCC/ISED Bandwidths 99PCT and 26dB - NR Band_25
Add. Information	

Test Parameter	
Technology to test	NR
Band	Band_25
SCS [kHz]	15
Waveform	DFTOFDM
Antenna Port used	1
Temperature	nom
Voltage	nom
Frequency low to test	False
Frequency mid to test	False
Frequency high to test	True
Auto Control enabled Power Supply Climatic Box	No No
Additional Path Loss [dB]	0
Switched Path	None

Test Equipment	
Signal analyzer,Rohde&Schwarz,FSV-40,1307.9002K40/101042,3.70	

Test at BW [MHz]: 40

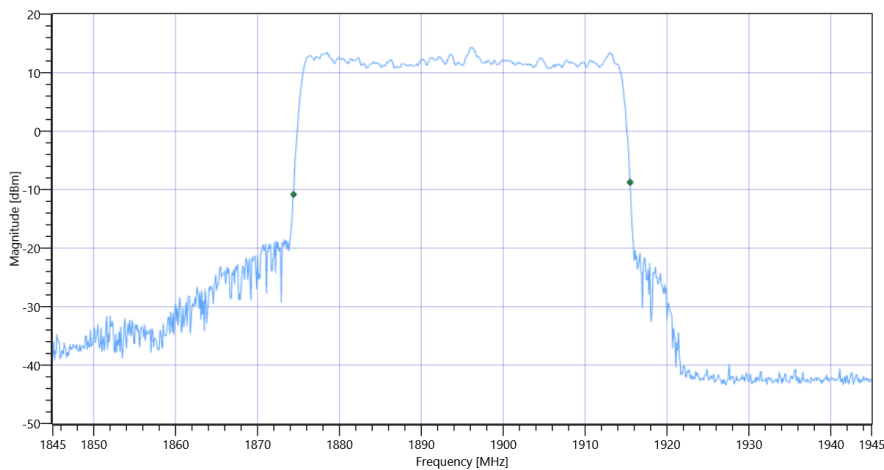
Test freq: high, UL[MHz]/CH 1895/0, CBW [MHz]: 40, RB_100PCT, Mod: 256QAM

READ SA SETTINGS:

RefLevel [dBm] RefLevelOffset [dB] InpAtt [dB]	12.74 0 30
Start [MHz] Stop [MHz]	1845.000 1945.000
RBW [MHz] VBW [MHz]	1.000000 3.000000
Detector TraceMode	POS MAXH
Sweep: Time [ms] Count Points per Section Type	2 1500 1001 SWE

RESULT 26 dB

Test Description	Lower Limit	Upper Limit	Measured	Unit	Verdict
Bandwidth 26dB	---	---	41.1	MHz	INFO



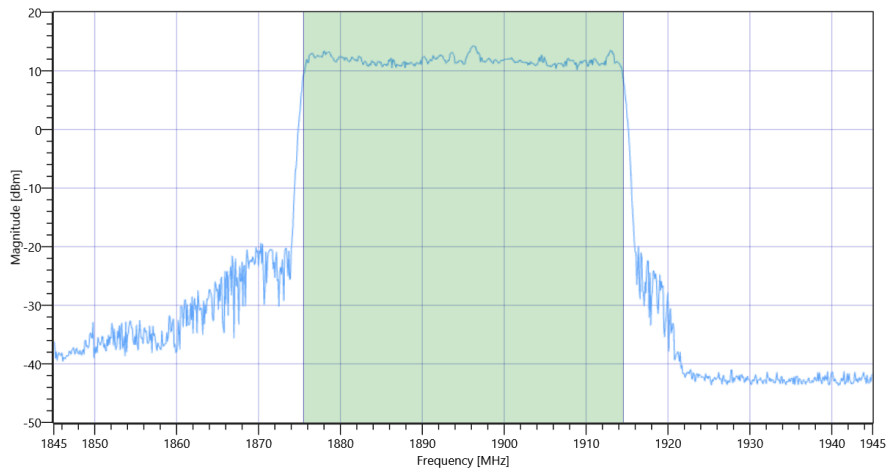
FCC, ISED # Bandwidth 99PCT and 26dB ~ NR Band_25 Ant-1 SCS-15 26dB

READ SA SETTINGS:

RefLevel [dBm] RefLevelOffset [dB] InpAtt [dB]	12.74 0 30
Start [MHz] Stop [MHz]	1845.000 1945.000
RBW [MHz] VBW [MHz]	1.000000 3.000000
Detector TraceMode	POS MAXH
Sweep: Time [ms] Count Points per Section Type	1 1500 1001 SWE

RESULT 99%

Test Description	Lower Limit	Upper Limit	Measured	Unit	Verdict
Bandwidth 99%	---	---	38.961	MHz	INFO



General verdict

PASS

FCC, ISED # Bandwidth 99PCT and 26dB ~ NR Band_25 Ant-1 SCS-15

Test References	
TC Start	29.06.2022 21:52:33
Ambit Temp [°C] Humidity [rel%]	27.8 40
System Version	3.2.0.2
Test Specification	FCC, ISED -
Test Method	
TC Version	0.0.1
My Description	FCC/ISED Bandwidths 99PCT and 26dB - NR Band_25
Add. Information	

Test Parameter	
Technology to test	NR
Band	Band_25
SCS [kHz]	15
Waveform	DFTOFDM
Antenna Port used	1
Temperature	nom
Voltage	nom
Frequency low to test	False
Frequency mid to test	True
Frequency high to test	False
Auto Control enabled Power Supply Climatic Box	No No
Additional Path Loss [dB]	0
Switched Path	None

Test Equipment	
Signal analyzer,Rohde&Schwarz,FSV-40,1307.9002K40/101042,3.70	

Test at BW [MHz]: 40

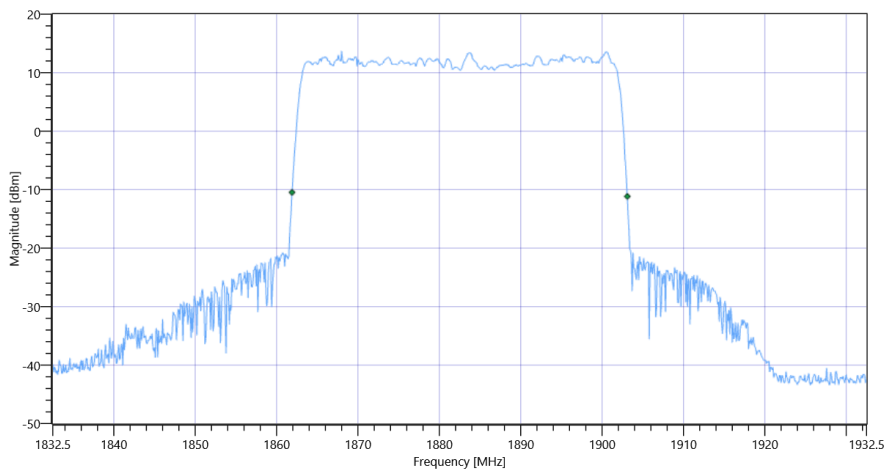
Test freq: mid, UL[MHz]/CH 1882.5/0, CBW [MHz]: 40, RB_100PCT, Mod: 256QAM

READ SA SETTINGS:

RefLevel [dBm] RefLevelOffset [dB] InpAtt [dB]	12.81 0 30
Start [MHz] Stop [MHz]	1832.500 1932.500
RBW [MHz] VBW [MHz]	1.000000 3.000000
Detector TraceMode	POS MAXH
Sweep: Time [ms] Count Points per Section Type	2 1500 1001 SWE

RESULT 26 dB

Test Description	Lower Limit	Upper Limit	Measured	Unit	Verdict
Bandwidth 26dB	---	---	41.2	MHz	INFO



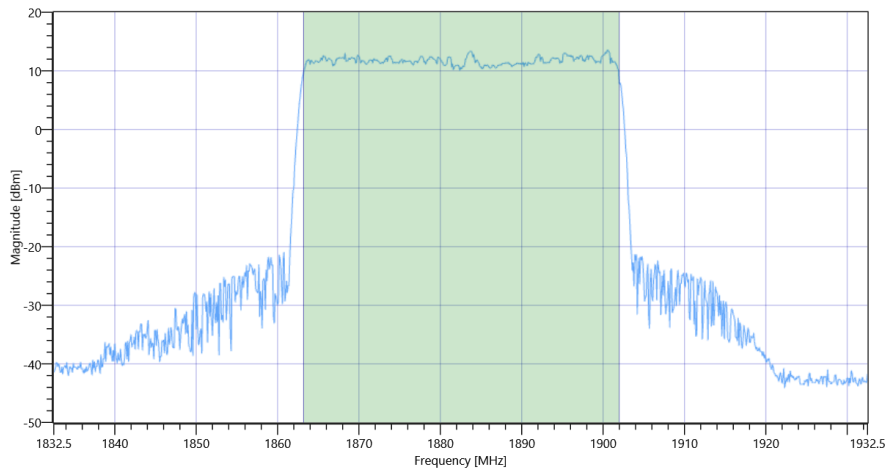
FCC, ISED # Bandwidth 99PCT and 26dB ~ NR Band_25 Ant-1 SCS-15 26dB

READ SA SETTINGS:

RefLevel [dBm] RefLevelOffset [dB] InpAtt [dB]	12.81 0 30
Start [MHz] Stop [MHz]	1832.500 1932.500
RBW [MHz] VBW [MHz]	1.000000 3.000000
Detector TraceMode	POS MAXH
Sweep: Time [ms] Count Points per Section Type	1 1500 1001 SWE

RESULT 99%

Test Description	Lower Limit	Upper Limit	Measured	Unit	Verdict
Bandwidth 99%	---	---	38.861	MHz	INFO



FCC, ISED # Bandwidth 99PCT and 26dB ~ NR Band_25 Ant-1 SCS-15 26dB

General verdict

PASS

FCC, ISED # Bandwidth 99PCT and 26dB ~ NR Band_25 Ant-1 SCS-15

Test References	
TC Start	29.06.2022 21:22:48
Ambit Temp [°C] Humidity [rel%]	27.8 39
System Version	3.2.0.2
Test Specification	FCC, ISED -
Test Method	
TC Version	0.0.1
My Description	FCC/ISED Bandwidths 99PCT and 26dB - NR Band_25
Add. Information	

Test Parameter	
Technology to test	NR
Band	Band_25
SCS [kHz]	15
Waveform	DFTOFDM
Antenna Port used	1
Temperature	nom
Voltage	nom
Frequency low to test	True
Frequency mid to test	False
Frequency high to test	False
Auto Control enabled Power Supply Climatic Box	No No
Additional Path Loss [dB]	0
Switched Path	None

Test Equipment	
Signal analyzer,Rohde&Schwarz,FSV-40,1307.9002K40/101042,3.70	

Test at BW [MHz]: 40

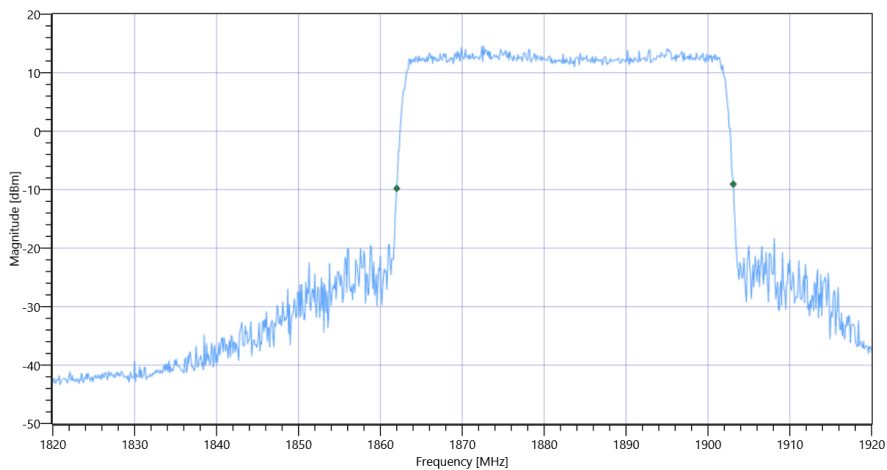
Test freq: low, UL[MHz]/CH 1870/0, CBW [MHz]: 40, RB_100PCT, Mod: 256QAM

READ SA SETTINGS:

RefLevel [dBm] RefLevelOffset [dB] InpAtt [dB]	12.05 0 30
Start [MHz] Stop [MHz]	1820.000 1920.000
RBW [MHz] VBW [MHz]	1.000000 3.000000
Detector TraceMode	POS MAXH
Sweep: Time [ms] Count Points per Section Type	2 1500 1001 SWE

RESULT 26 dB

Test Description	Lower Limit	Upper Limit	Measured	Unit	Verdict
Bandwidth 26dB	---	---	41.1	MHz	INFO



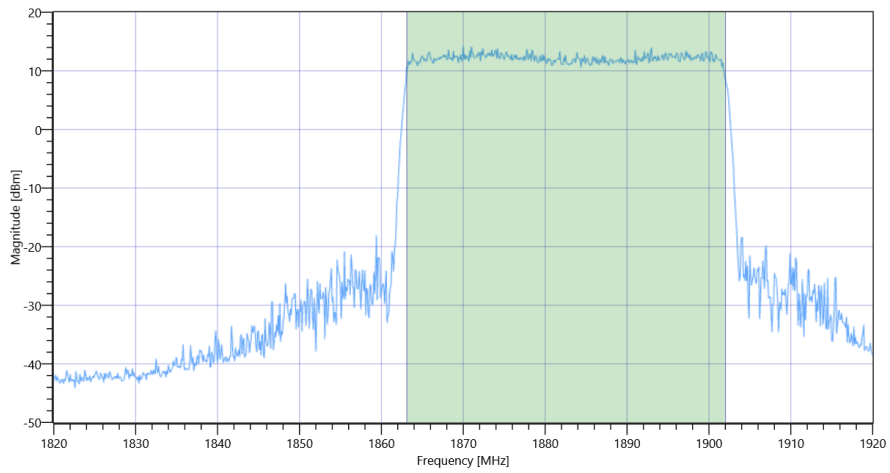
FCC, ISED # Bandwidth 99PCT and 26dB ~ NR Band_25 Ant-1 SCS-15 26dB

READ SA SETTINGS:

RefLevel [dBm] RefLevelOffset [dB] InpAtt [dB]	12.05 0 30
Start [MHz] Stop [MHz]	1820.000 1920.000
RBW [MHz] VBW [MHz]	1.000000 3.000000
Detector TraceMode	POS MAXH
Sweep: Time [ms] Count Points per Section Type	1 1500 1001 SWE

RESULT 99%

Test Description	Lower Limit	Upper Limit	Measured	Unit	Verdict
Bandwidth 99%	---	---	38.861	MHz	INFO



FCC, ISED # Bandwidth 99PCT and 26dB ~ NR Band_25 Ant-1 SCS-15 26dB

General verdict

PASS

FCC, ISED # Bandwidth 99PCT and 26dB ~ NR Band_25 Ant-1 SCS-15

Test References	
TC Start	29.06.2022 19:57:17
Ambit Temp [°C] Humidity [rel%]	27.8 38
System Version	3.2.0.2
Test Specification	FCC, ISED -
Test Method	
TC Version	0.0.1
My Description	FCC/ISED Bandwidths 99PCT and 26dB - NR Band_25
Add. Information	

Test Parameter	
Technology to test	NR
Band	Band_25
SCS [kHz]	15
Waveform	DFTOFDM
Antenna Port used	1
Temperature	nom
Voltage	nom
Frequency low to test	False
Frequency mid to test	False
Frequency high to test	True
Auto Control enabled Power Supply Climatic Box	No No
Additional Path Loss [dB]	0
Switched Path	None

Test Equipment	
Signal analyzer,Rohde&Schwarz,FSV-40,1307.9002K40/101042,3.70	

Test at BW [MHz]: 40

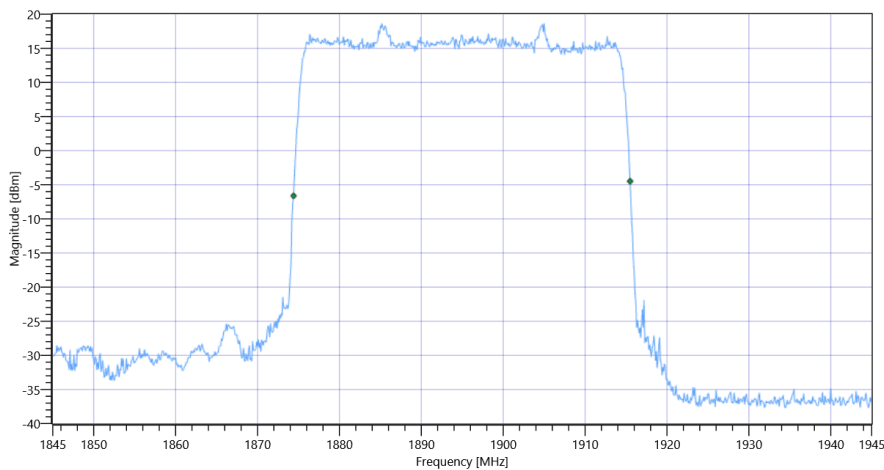
Test freq: high, UL[MHz]/CH 1895/0, CBW [MHz]: 40, RB_100PCT, Mod: BPSK

READ SA SETTINGS:

RefLevel [dBm] RefLevelOffset [dB] InpAtt [dB]	16.45 0 35
Start [MHz] Stop [MHz]	1845.000 1945.000
RBW [MHz] VBW [MHz]	1.000000 3.000000
Detector TraceMode	POS MAXH
Sweep: Time [ms] Count Points per Section Type	2 1500 1001 SWE

RESULT 26 dB

Test Description	Lower Limit	Upper Limit	Measured	Unit	Verdict
Bandwidth 26dB	---	---	41.1	MHz	INFO



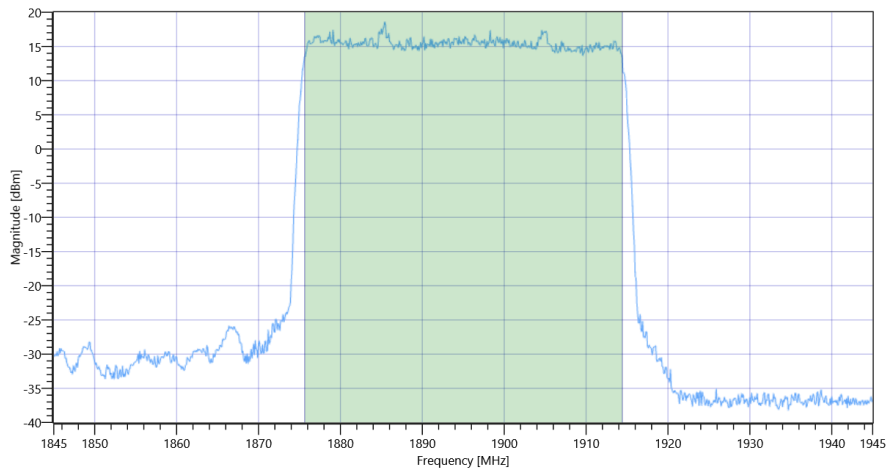
FCC, ISED # Bandwidth 99PCT and 26dB ~ NR Band_25 Ant-1 SCS-15 26dB

READ SA SETTINGS:

RefLevel [dBm] RefLevelOffset [dB] InpAtt [dB]	16.45 0 35
Start [MHz] Stop [MHz]	1845.000 1945.000
RBW [MHz] VBW [MHz]	1.000000 3.000000
Detector TraceMode	POS MAXH
Sweep: Time [ms] Count Points per Section Type	1 1500 1001 SWE

RESULT 99%

Test Description	Lower Limit	Upper Limit	Measured	Unit	Verdict
Bandwidth 99%	---	---	38.761	MHz	INFO



FCC, ISED # Bandwidth 99PCT and 26dB ~ NR Band_25 Ant-1 SCS-15 26dB

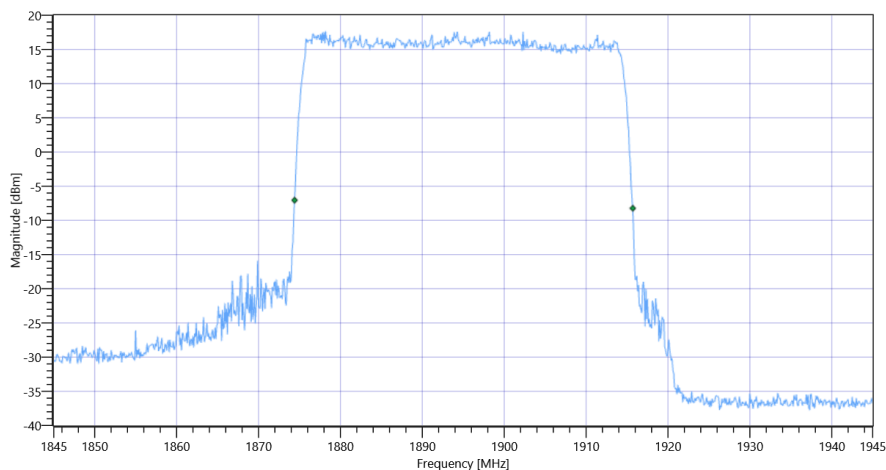
Test freq: high, UL[MHz]/CH 1895/0, CBW [MHz]: 40, RB_100PCT, Mod: QPSK

READ SA SETTINGS:

RefLevel [dBm] RefLevelOffset [dB] InpAtt [dB]	16.59 0 35
Start [MHz] Stop [MHz]	1845.000 1945.000
RBW [MHz] VBW [MHz]	1.000000 3.000000
Detector TraceMode	POS MAXH
Sweep: Time [ms] Count Points per Section Type	2 1500 1001 SWE

RESULT 26 dB

Test Description	Lower Limit	Upper Limit	Measured	Unit	Verdict
Bandwidth 26dB	---	---	41.3	MHz	INFO



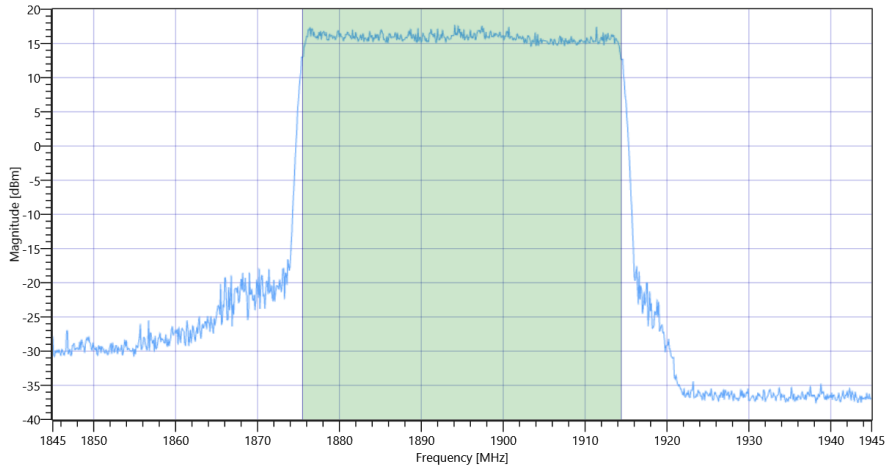
FCC, ISED # Bandwidth 99PCT and 26dB ~ NR Band_25 Ant-1 SCS-15 26dB

READ SA SETTINGS:

RefLevel [dBm] RefLevelOffset [dB] InpAtt [dB]	16.59 0 35
Start [MHz] Stop [MHz]	1845.000 1945.000
RBW [MHz] VBW [MHz]	1.000000 3.000000
Detector TraceMode	POS MAXH
Sweep: Time [ms] Count Points per Section Type	2 1500 1001 SWE

RESULT 99%

Test Description	Lower Limit	Upper Limit	Measured	Unit	Verdict
Bandwidth 99%	---	---	38.861	MHz	INFO



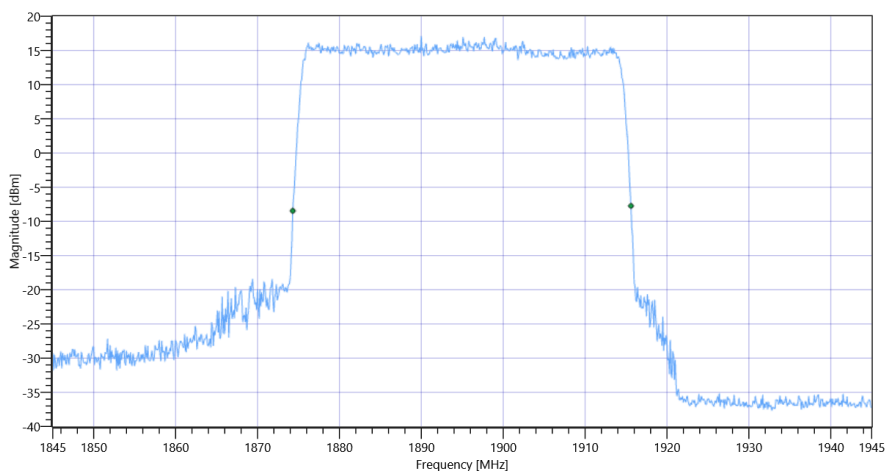
Test freq: high, UL[MHz]/CH 1895/0, CBW [MHz]: 40, RB_100PCT, Mod: 16QAM

READ SA SETTINGS:

RefLevel [dBm] RefLevelOffset [dB] InpAtt [dB]	17.01 0 35
Start [MHz] Stop [MHz]	1845.000 1945.000
RBW [MHz] VBW [MHz]	1.000000 3.000000
Detector TraceMode	POS MAXH
Sweep: Time [ms] Count Points per Section Type	2 1500 1001 SWE

RESULT 26 dB

Test Description	Lower Limit	Upper Limit	Measured	Unit	Verdict
Bandwidth 26dB	---	---	41.3	MHz	INFO



READ SA SETTINGS:

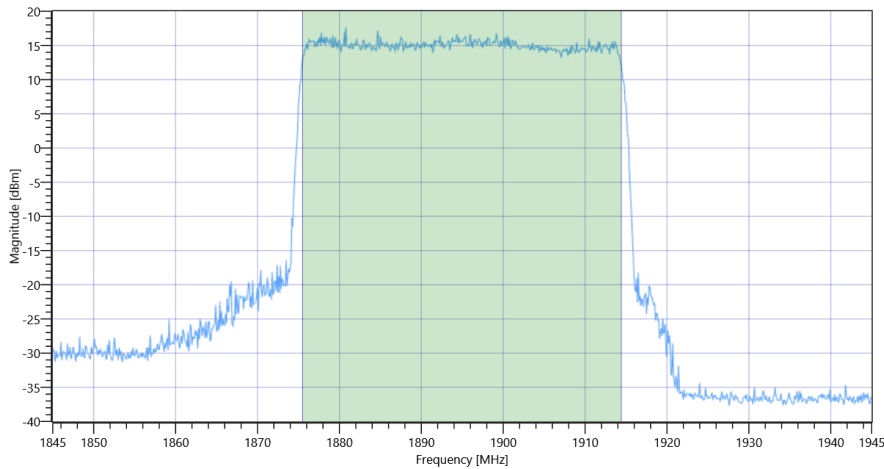
RefLevel [dBm] RefLevelOffset [dB] InpAtt [dB]	17.01 0 35
--	----------------

READ SA SETTINGS:

Start [MHz] Stop [MHz]	1845.000 1945.000
RBW [MHz] VBW [MHz]	1.000000 3.000000
Detector TraceMode	POS MAXH
Sweep: Time [ms] Count Points per Section Type	2 1500 1001 SWE

RESULT 99%

Test Description	Lower Limit	Upper Limit	Measured	Unit	Verdict
Bandwidth 99%	---	---	38.861	MHz	INFO



FCC, ISED # Bandwidth 99PCT and 26dB ~ NR Band_25 Ant-1 SCS-15 26dB

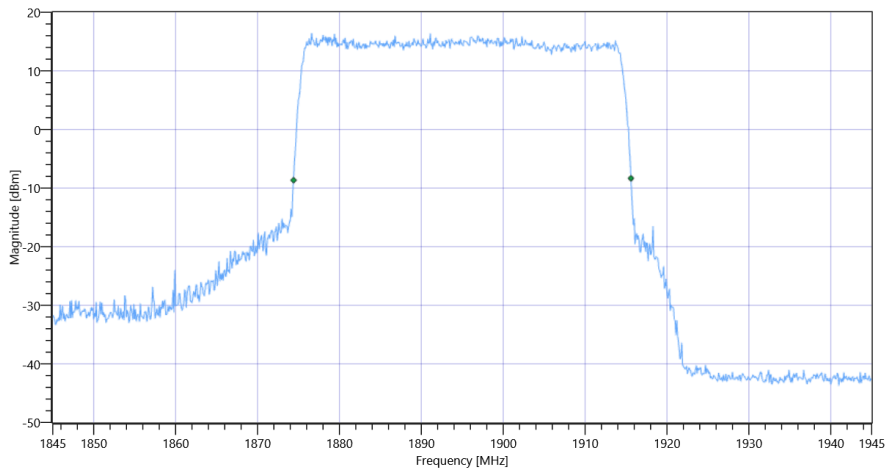
Test freq: high, UL[MHz]/CH 1895/0, CBW [MHz]: 40, RB_100PCT, Mod: 64QAM

READ SA SETTINGS:

RefLevel [dBm] RefLevelOffset [dB] InpAtt [dB]	15.86 0 30
Start [MHz] Stop [MHz]	1845.000 1945.000
RBW [MHz] VBW [MHz]	1.000000 3.000000
Detector TraceMode	POS MAXH
Sweep: Time [ms] Count Points per Section Type	2 1500 1001 SWE

RESULT 26 dB

Test Description	Lower Limit	Upper Limit	Measured	Unit	Verdict
Bandwidth 26dB	---	---	41.2	MHz	INFO



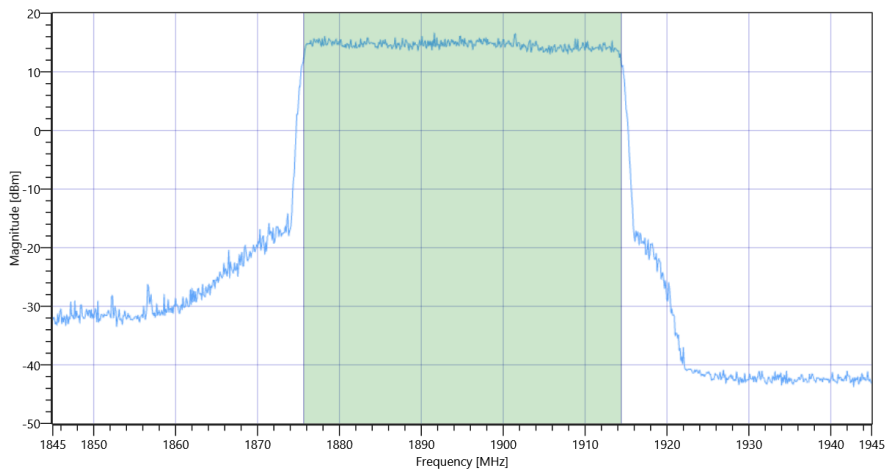
FCC, ISED # Bandwidth 99PCT and 26dB ~ NR Band_25 Ant-1 SCS-15 26dB

READ SA SETTINGS:

RefLevel [dBm] RefLevelOffset [dB] InpAtt [dB]	15.86 0 30
Start [MHz] Stop [MHz]	1845.000 1945.000
RBW [MHz] VBW [MHz]	1.000000 3.000000
Detector TraceMode	POS MAXH
Sweep: Time [ms] Count Points per Section Type	2 1500 1001 SWE

RESULT 99%

Test Description	Lower Limit	Upper Limit	Measured	Unit	Verdict
Bandwidth 99%	---	---	38.761	MHz	INFO



FCC, ISED # Bandwidth 99PCT and 26dB ~ NR Band_25 Ant-1 SCS-15 26dB

General verdict

PASS

FCC, ISED # Bandwidth 99PCT and 26dB ~ NR Band_25 Ant-1 SCS-15

Test References	
TC Start	29.06.2022 17:17:34
Ambit Temp [°C] Humidity [rel%]	28.0 40
System Version	3.2.0.2
Test Specification	FCC, ISED -
Test Method	
TC Version	0.0.1
My Description	FCC/ISED Bandwidths 99PCT and 26dB - NR Band_25
Add. Information	

Test Parameter	
Technology to test	NR
Band	Band_25
SCS [kHz]	15
Waveform	DFTOFDM
Antenna Port used	1
Temperature	nom
Voltage	nom
Frequency low to test	False
Frequency mid to test	True
Frequency high to test	False
Auto Control enabled Power Supply Climatic Box	No No
Additional Path Loss [dB]	0
Switched Path	None

Test Equipment	
Signal analyzer,Rohde&Schwarz,FSV-40,1307.9002K40/101042,3.70	

Test at BW [MHz]: 40

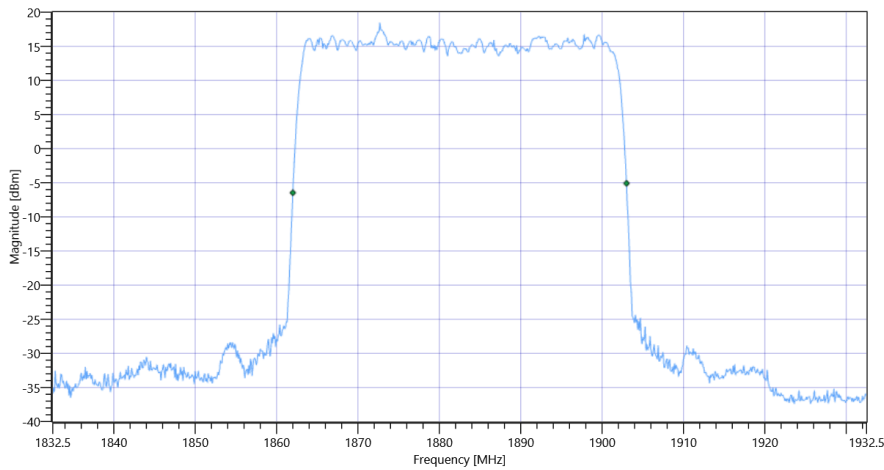
Test freq: mid, UL[MHz]/CH 1882.5/0, CBW [MHz]: 40, RB_100PCT, Mod: BPSK

READ SA SETTINGS:

RefLevel [dBm] RefLevelOffset [dB] InpAtt [dB]	16.51 0 35
Start [MHz] Stop [MHz]	1832.500 1932.500
RBW [MHz] VBW [MHz]	1.000000 3.000000
Detector TraceMode	POS MAXH
Sweep: Time [ms] Count Points per Section Type	2 1500 1001 SWE

RESULT 26 dB

Test Description	Lower Limit	Upper Limit	Measured	Unit	Verdict
Bandwidth 26dB	---	---	41	MHz	INFO



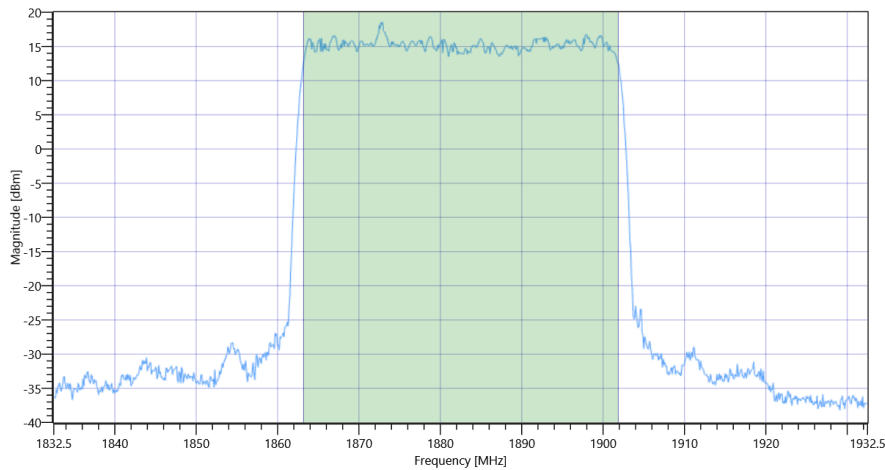
FCC, ISED # Bandwidth 99PCT and 26dB ~ NR Band_25 Ant-1 SCS-15 26dB

READ SA SETTINGS:

RefLevel [dBm] RefLevelOffset [dB] InpAtt [dB]	16.51 0 35
Start [MHz] Stop [MHz]	1832.500 1932.500
RBW [MHz] VBW [MHz]	1.000000 3.000000
Detector TraceMode	POS MAXH
Sweep: Time [ms] Count Points per Section Type	1 1500 1001 SWE

RESULT 99%

Test Description	Lower Limit	Upper Limit	Measured	Unit	Verdict
Bandwidth 99%	---	---	38.661	MHz	INFO



FCC, ISED # Bandwidth 99PCT and 26dB ~ NR Band_25 Ant-1 SCS-15 26dB

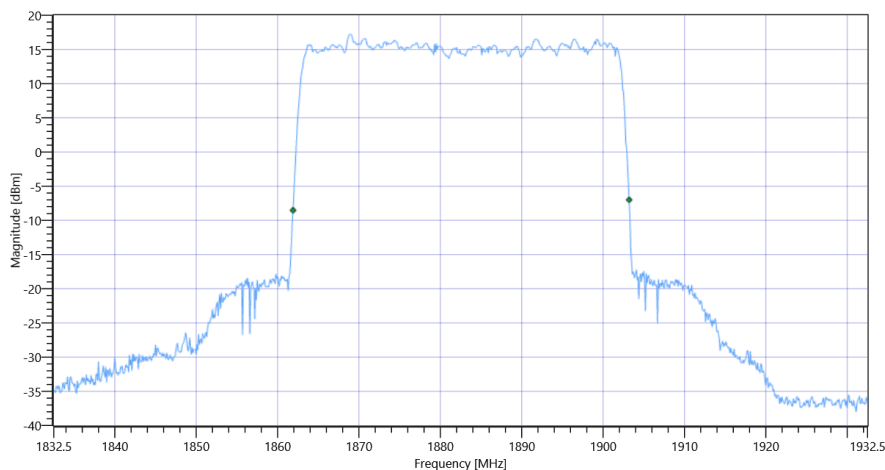
Test freq: mid, UL[MHz]/CH 1882.5/0, CBW [MHz]: 40, RB_100PCT, Mod: QPSK

READ SA SETTINGS:

RefLevel [dBm] RefLevelOffset [dB] InpAtt [dB]	16.90 0 35
Start [MHz] Stop [MHz]	1832.500 1932.500
RBW [MHz] VBW [MHz]	1.000000 3.000000
Detector TraceMode	POS MAXH
Sweep: Time [ms] Count Points per Section Type	2 1500 1001 SWE

RESULT 26 dB

Test Description	Lower Limit	Upper Limit	Measured	Unit	Verdict
Bandwidth 26dB	---	---	41.3	MHz	INFO



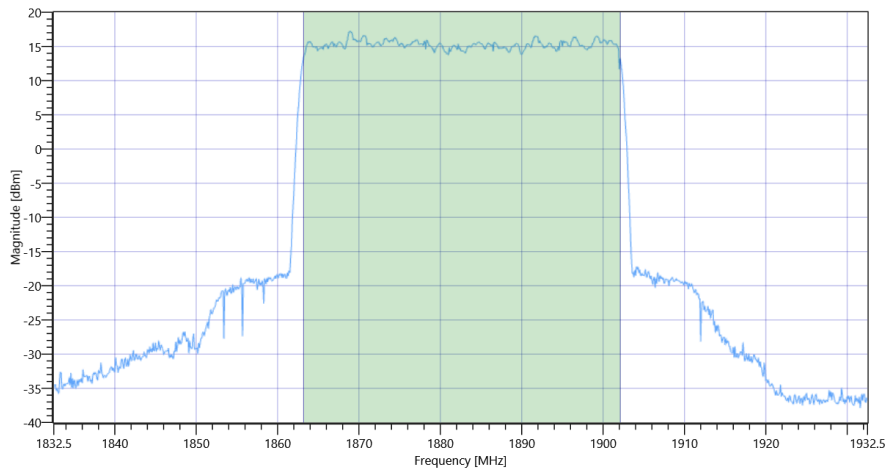
FCC, ISED # Bandwidth 99PCT and 26dB ~ NR Band_25 Ant-1 SCS-15 26dB

READ SA SETTINGS:

RefLevel [dBm] RefLevelOffset [dB] InpAtt [dB]	16.90 0 35
Start [MHz] Stop [MHz]	1832.500 1932.500
RBW [MHz] VBW [MHz]	1.000000 3.000000
Detector TraceMode	POS MAXH
Sweep: Time [ms] Count Points per Section Type	2 1500 1001 SWE

RESULT 99%

Test Description	Lower Limit	Upper Limit	Measured	Unit	Verdict
Bandwidth 99%	---	---	38.961	MHz	INFO



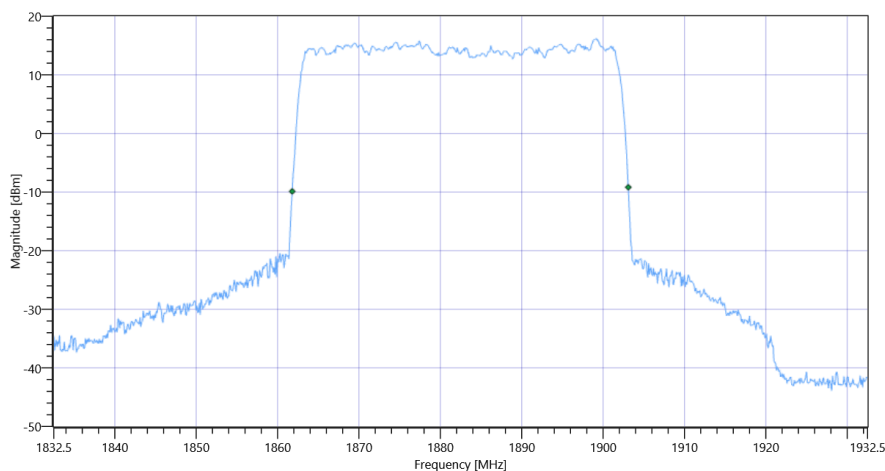
Test freq: mid, UL[MHz]/CH 1882.5/0, CBW [MHz]: 40, RB_100PCT, Mod: 16QAM

READ SA SETTINGS:

RefLevel [dBm] RefLevelOffset [dB] InpAtt [dB]	15.40 0 30
Start [MHz] Stop [MHz]	1832.500 1932.500
RBW [MHz] VBW [MHz]	1.000000 3.000000
Detector TraceMode	POS MAXH
Sweep: Time [ms] Count Points per Section Type	2 1500 1001 SWE

RESULT 26 dB

Test Description	Lower Limit	Upper Limit	Measured	Unit	Verdict
Bandwidth 26dB	---	---	41.3	MHz	INFO



READ SA SETTINGS:

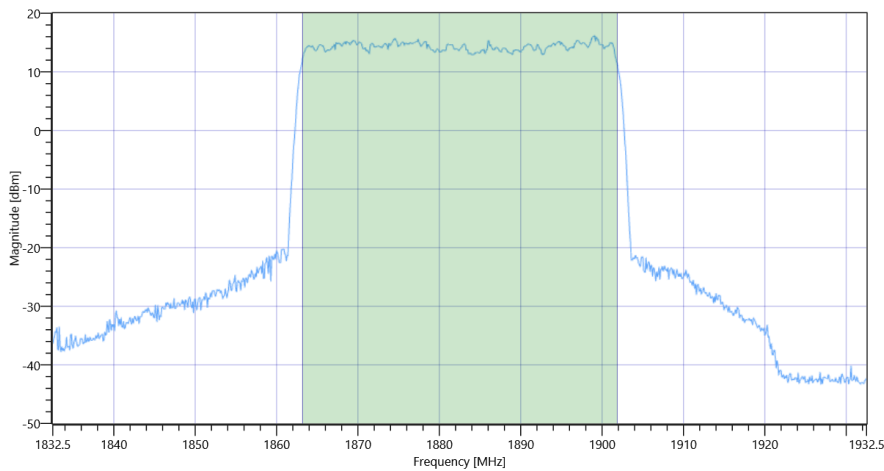
RefLevel [dBm] RefLevelOffset [dB] InpAtt [dB]	15.40 0 30
--	----------------

READ SA SETTINGS:

Start [MHz] Stop [MHz]	1832.500 1932.500
RBW [MHz] VBW [MHz]	1.000000 3.000000
Detector TraceMode	POS MAXH
Sweep: Time [ms] Count Points per Section Type	2 1500 1001 SWE

RESULT 99%

Test Description	Lower Limit	Upper Limit	Measured	Unit	Verdict
Bandwidth 99%	---	---	38.761	MHz	INFO



FCC, ISED # Bandwidth 99PCT and 26dB ~ NR Band_25 Ant-1 SCS-15 26dB

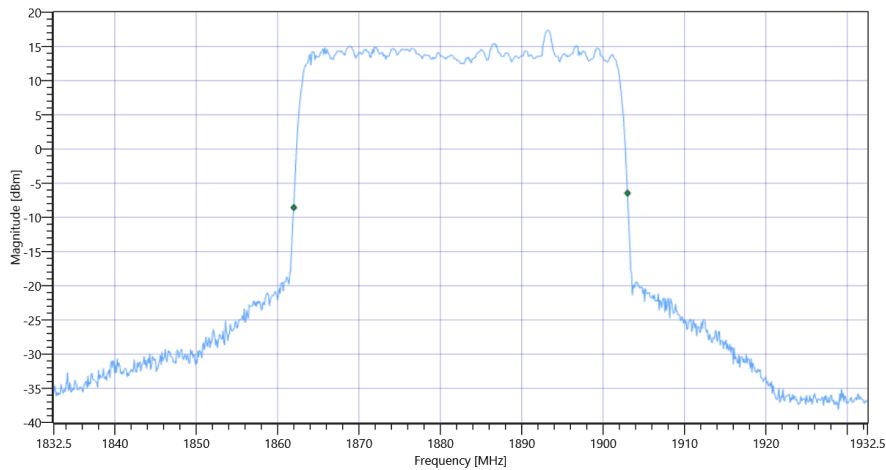
Test freq: mid, UL[MHz]/CH 1882.5/0, CBW [MHz]: 40, RB_100PCT, Mod: 64QAM

READ SA SETTINGS:

RefLevel [dBm] RefLevelOffset [dB] InpAtt [dB]	16.90 0 35
Start [MHz] Stop [MHz]	1832.500 1932.500
RBW [MHz] VBW [MHz]	1.000000 3.000000
Detector TraceMode	POS MAXH
Sweep: Time [ms] Count Points per Section Type	2 1500 1001 SWE

RESULT 26 dB

Test Description	Lower Limit	Upper Limit	Measured	Unit	Verdict
Bandwidth 26dB	---	---	41	MHz	INFO



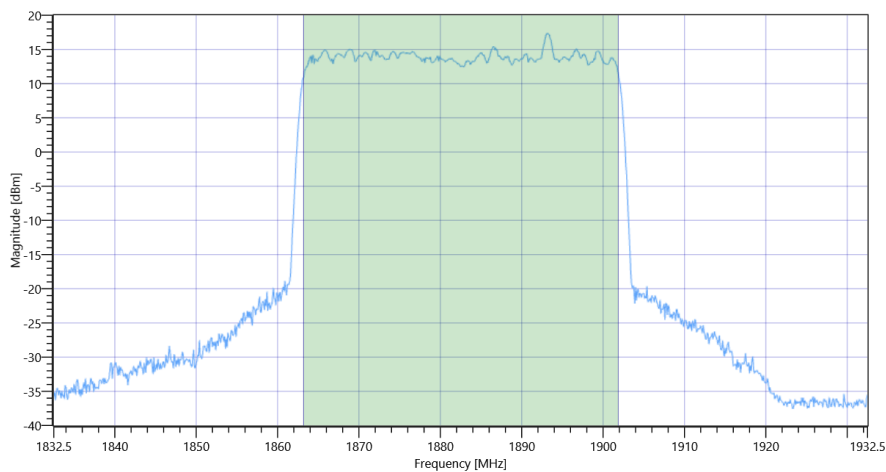
FCC, ISED # Bandwidth 99PCT and 26dB ~ NR Band_25 Ant-1 SCS-15 26dB

READ SA SETTINGS:

RefLevel [dBm] RefLevelOffset [dB] InpAtt [dB]	16.90 0 35
Start [MHz] Stop [MHz]	1832.500 1932.500
RBW [MHz] VBW [MHz]	1.000000 3.000000
Detector TraceMode	POS MAXH
Sweep: Time [ms] Count Points per Section Type	2 1500 1001 SWE

RESULT 99%

Test Description	Lower Limit	Upper Limit	Measured	Unit	Verdict
Bandwidth 99%	---	---	38.661	MHz	INFO



FCC, ISED # Bandwidth 99PCT and 26dB ~ NR Band_25 Ant-1 SCS-15 26dB

General verdict

PASS

FCC, ISED # Bandwidth 99PCT and 26dB ~ NR Band_25 Ant-1 SCS-15

Test References	
TC Start	29.06.2022 16:21:31
Ambit Temp [°C] Humidity [rel%]	27.6 40
System Version	3.2.0.2
Test Specification	FCC, ISED -
Test Method	
TC Version	0.0.1
My Description	FCC/ISED Bandwidths 99PCT and 26dB - NR Band_25
Add. Information	

Test Parameter	
Technology to test	NR
Band	Band_25
SCS [kHz]	15
Waveform	DFTOFDM
Antenna Port used	1
Temperature	nom
Voltage	nom
Frequency low to test	True
Frequency mid to test	False
Frequency high to test	False
Auto Control enabled Power Supply Climatic Box	No No
Additional Path Loss [dB]	0
Switched Path	None

Test Equipment	
Signal analyzer,Rohde&Schwarz,FSV-40,1307.9002K40/101042,3.70	

Test at BW [MHz]: 40

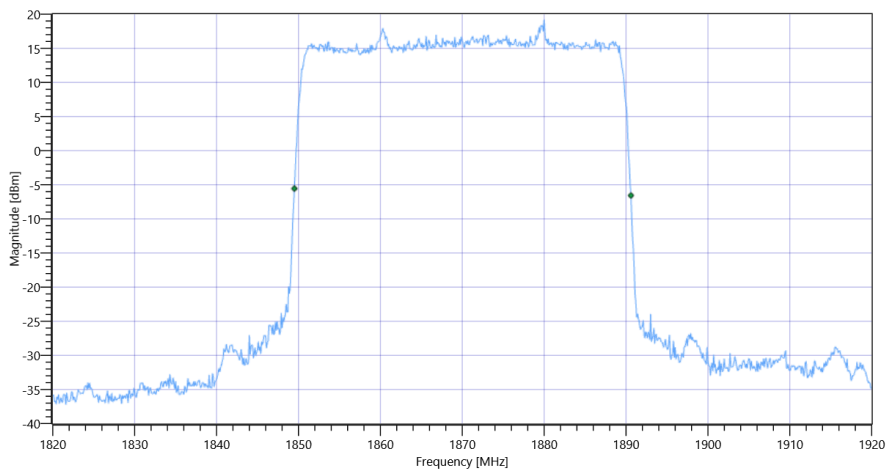
Test freq: low, UL[MHz]/CH 1870/0, CBW [MHz]: 40, RB_100PCT, Mod: BPSK

READ SA SETTINGS:

RefLevel [dBm] RefLevelOffset [dB] InpAtt [dB]	16.79 0 35
Start [MHz] Stop [MHz]	1820.000 1920.000
RBW [MHz] VBW [MHz]	1.000000 3.000000
Detector TraceMode	POS MAXH
Sweep: Time [ms] Count Points per Section Type	2 1500 1001 SWE

RESULT 26 dB

Test Description	Lower Limit	Upper Limit	Measured	Unit	Verdict
Bandwidth 26dB	---	---	41.1	MHz	INFO



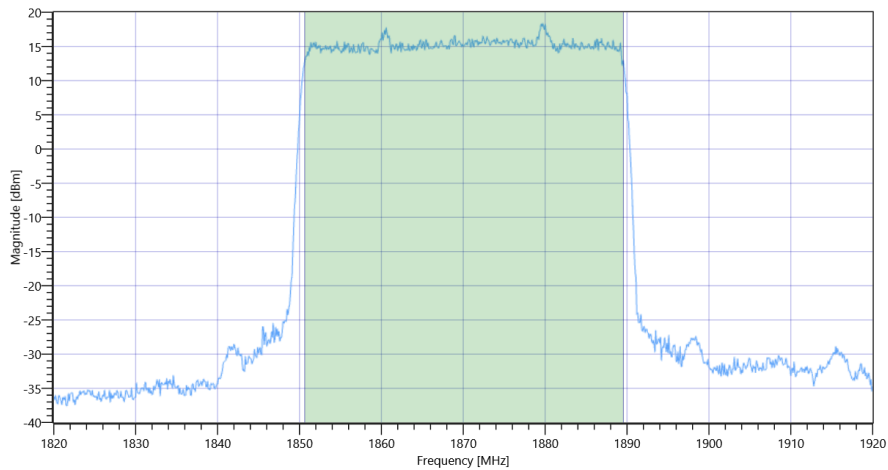
FCC, ISED # Bandwidth 99PCT and 26dB ~ NR Band_25 Ant-1 SCS-15 26dB

READ SA SETTINGS:

RefLevel [dBm] RefLevelOffset [dB] InpAtt [dB]	16.79 0 35
Start [MHz] Stop [MHz]	1820.000 1920.000
RBW [MHz] VBW [MHz]	1.000000 3.000000
Detector TraceMode	POS MAXH
Sweep: Time [ms] Count Points per Section Type	1 1500 1001 SWE

RESULT 99%

Test Description	Lower Limit	Upper Limit	Measured	Unit	Verdict
Bandwidth 99%	---	---	38.861	MHz	INFO



FCC, ISED # Bandwidth 99PCT and 26dB ~ NR Band_25 Ant-1 SCS-15 26dB

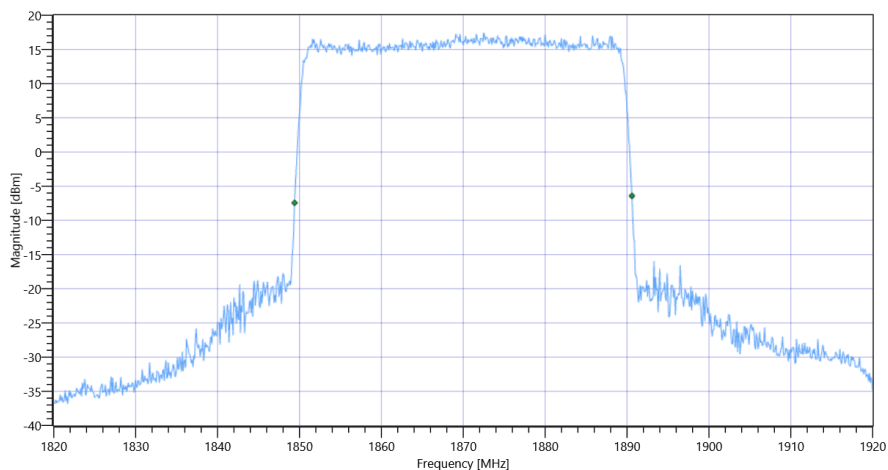
Test freq: low, UL[MHz]/CH 1870/0, CBW [MHz]: 40, RB_100PCT, Mod: QPSK

READ SA SETTINGS:

RefLevel [dBm] RefLevelOffset [dB] InpAtt [dB]	17.17 0 35
Start [MHz] Stop [MHz]	1820.000 1920.000
RBW [MHz] VBW [MHz]	1.000000 3.000000
Detector TraceMode	POS MAXH
Sweep: Time [ms] Count Points per Section Type	2 1500 1001 SWE

RESULT 26 dB

Test Description	Lower Limit	Upper Limit	Measured	Unit	Verdict
Bandwidth 26dB	---	---	41.2	MHz	INFO



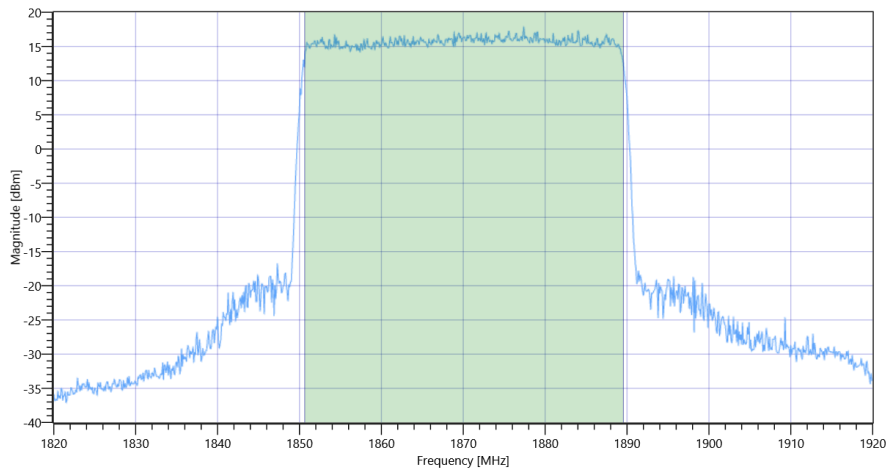
FCC, ISED # Bandwidth 99PCT and 26dB ~ NR Band_25 Ant-1 SCS-15 26dB

READ SA SETTINGS:

RefLevel [dBm] RefLevelOffset [dB] InpAtt [dB]	17.17 0 35
Start [MHz] Stop [MHz]	1820.000 1920.000
RBW [MHz] VBW [MHz]	1.000000 3.000000
Detector TraceMode	POS MAXH
Sweep: Time [ms] Count Points per Section Type	2 1500 1001 SWE

RESULT 99%

Test Description	Lower Limit	Upper Limit	Measured	Unit	Verdict
Bandwidth 99%	---	---	38.861	MHz	INFO



FCC, ISED # Bandwidth 99PCT and 26dB ~ NR Band_25 Ant-1 SCS-15 26dB

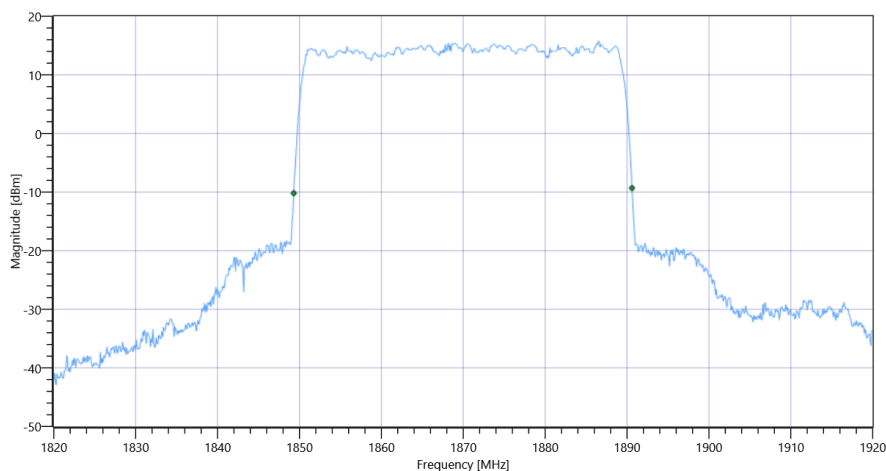
Test freq: low, UL[MHz]/CH 1870/0, CBW [MHz]: 40, RB_100PCT, Mod: 16QAM

READ SA SETTINGS:

RefLevel [dBm] RefLevelOffset [dB] InpAtt [dB]	15.10 0 30
Start [MHz] Stop [MHz]	1820.000 1920.000
RBW [MHz] VBW [MHz]	1.000000 3.000000
Detector TraceMode	POS MAXH
Sweep: Time [ms] Count Points per Section Type	2 1500 1001 SWE

RESULT 26 dB

Test Description	Lower Limit	Upper Limit	Measured	Unit	Verdict
Bandwidth 26dB	---	---	41.3	MHz	INFO



FCC, ISED # Bandwidth 99PCT and 26dB ~ NR Band_25 Ant-1 SCS-15 26dB

READ SA SETTINGS:

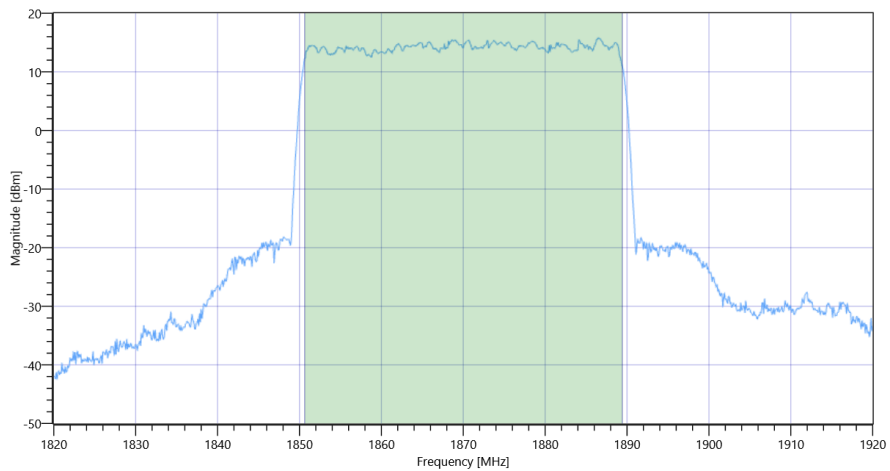
RefLevel [dBm] RefLevelOffset [dB] InpAtt [dB]	15.10 0 30
--	----------------

READ SA SETTINGS:

Start [MHz] Stop [MHz]	1820.000 1920.000
RBW [MHz] VBW [MHz]	1.000000 3.000000
Detector TraceMode	POS MAXH
Sweep: Time [ms] Count Points per Section Type	2 1500 1001 SWE

RESULT 99%

Test Description	Lower Limit	Upper Limit	Measured	Unit	Verdict
Bandwidth 99%	---	---	38.761	MHz	INFO



FCC, ISED # Bandwidth 99PCT and 26dB ~ NR Band_25 Ant-1 SCS-15 26dB

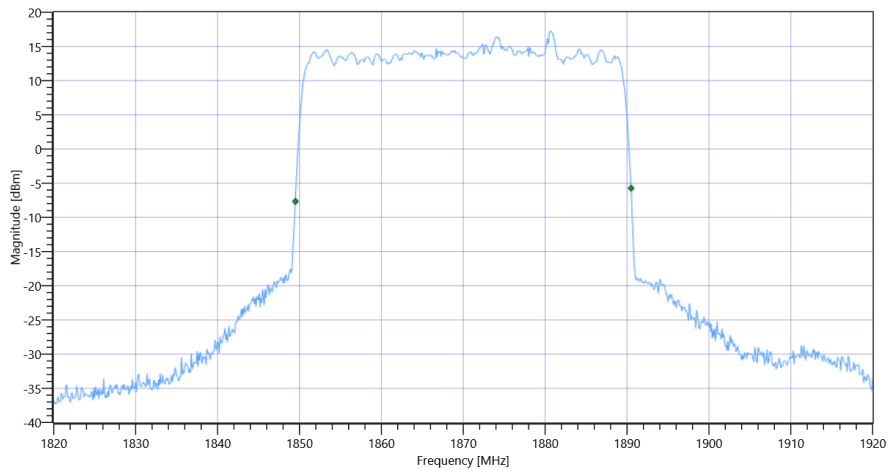
Test freq: low, UL[MHz]/CH 1870/0, CBW [MHz]: 40, RB_100PCT, Mod: 64QAM

READ SA SETTINGS:

RefLevel [dBm] RefLevelOffset [dB] InpAtt [dB]	16.85 0 35
Start [MHz] Stop [MHz]	1820.000 1920.000
RBW [MHz] VBW [MHz]	1.000000 3.000000
Detector TraceMode	POS MAXH
Sweep: Time [ms] Count Points per Section Type	2 1500 1001 SWE

RESULT 26 dB

Test Description	Lower Limit	Upper Limit	Measured	Unit	Verdict
Bandwidth 26dB	---	---	41	MHz	INFO



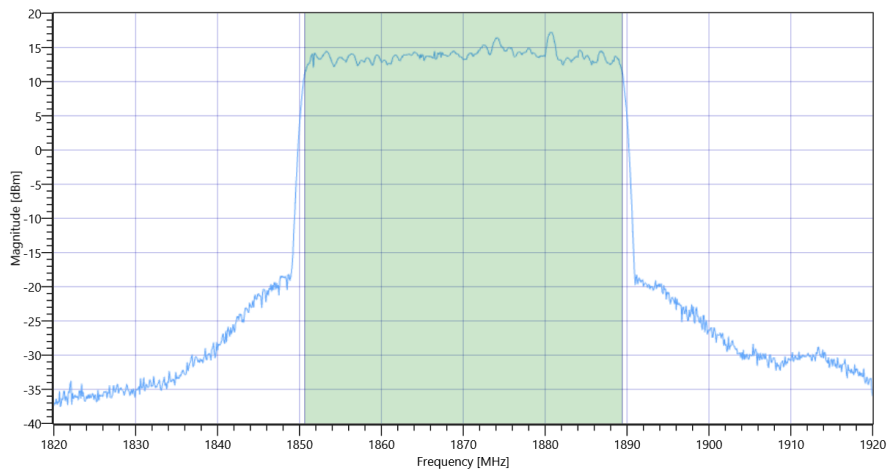
FCC, ISED # Bandwidth 99PCT and 26dB ~ NR Band_25 Ant-1 SCS-15 26dB

READ SA SETTINGS:

RefLevel [dBm] RefLevelOffset [dB] InpAtt [dB]	16.85 0 35
Start [MHz] Stop [MHz]	1820.000 1920.000
RBW [MHz] VBW [MHz]	1.000000 3.000000
Detector TraceMode	POS MAXH
Sweep: Time [ms] Count Points per Section Type	2 1500 1001 SWE

RESULT 99%

Test Description	Lower Limit	Upper Limit	Measured	Unit	Verdict
Bandwidth 99%	---	---	38.761	MHz	INFO



FCC, ISED # Bandwidth 99PCT and 26dB ~ NR Band_25 Ant-1 SCS-15 26dB

General verdict

PASS

FCC, ISED # Bandwidth 99PCT and 26dB ~ NR Band_25 Ant-1 SCS-15

Test References	
TC Start	29.06.2022 12:36:32
Ambit Temp [°C] Humidity [rel%]	26.6 41
System Version	3.2.0.2
Test Specification	FCC, ISED -
Test Method	
TC Version	0.0.1
My Description	FCC/ISED Bandwidths 99PCT and 26dB - NR Band_25
Add. Information	

Test Parameter	
Technology to test	NR
Band	Band_25
SCS [kHz]	15
Waveform	DFTOFDM
Antenna Port used	1
Temperature	nom
Voltage	nom
Frequency low to test	False
Frequency mid to test	False
Frequency high to test	True
Auto Control enabled Power Supply Climatic Box	No No
Additional Path Loss [dB]	0
Switched Path	None

Test Equipment	
Signal analyzer,Rohde&Schwarz,FSV-40,1307.9002K40/101042,3.70	

Test at BW [MHz]: 30

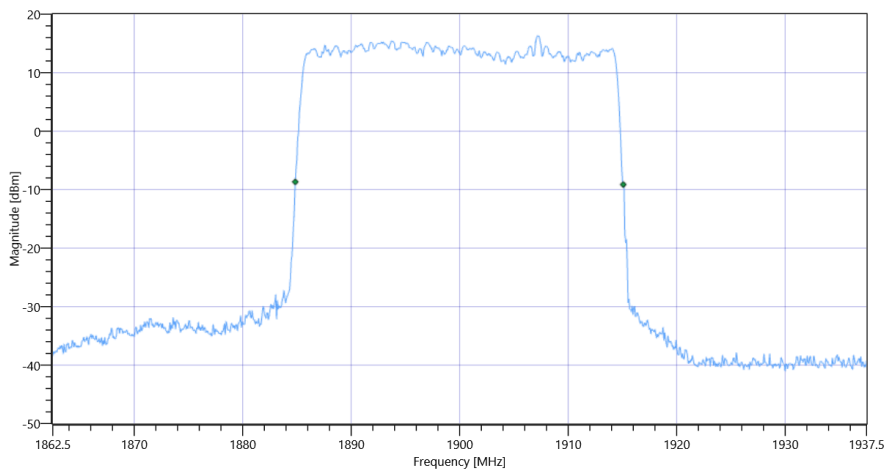
Test freq: high, UL[MHz]/CH 1900/0, CBW [MHz]: 30, RB_100PCT, Mod: BPSK

READ SA SETTINGS:

RefLevel [dBm] RefLevelOffset [dB] InpAtt [dB]	17.48 0 35
Start [MHz] Stop [MHz]	1862.500 1937.500
RBW [MHz] VBW [MHz]	0.500000 2.000000
Detector TraceMode	POS MAXH
Sweep: Time [ms] Count Points per Section Type	2 1500 1001 SWE

RESULT 26 dB

Test Description	Lower Limit	Upper Limit	Measured	Unit	Verdict
Bandwidth 26dB	---	---	30.225	MHz	INFO



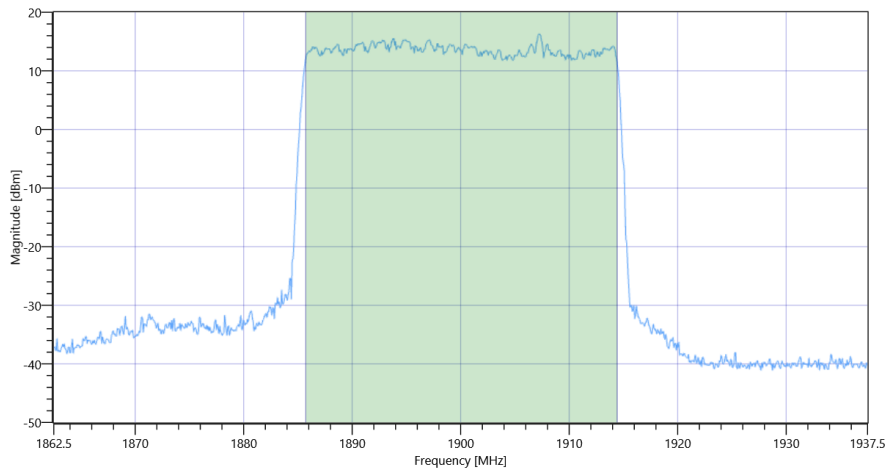
FCC, ISED # Bandwidth 99PCT and 26dB ~ NR Band_25 Ant-1 SCS-15 26dB

READ SA SETTINGS:

RefLevel [dBm] RefLevelOffset [dB] InpAtt [dB]	17.48 0 35
Start [MHz] Stop [MHz]	1862.500 1937.500
RBW [MHz] VBW [MHz]	0.500000 2.000000
Detector TraceMode	POS MAXH
Sweep: Time [ms] Count Points per Section Type	1 1500 1001 SWE

RESULT 99%

Test Description	Lower Limit	Upper Limit	Measured	Unit	Verdict
Bandwidth 99%	---	---	28.696	MHz	INFO



FCC, ISED # Bandwidth 99PCT and 26dB ~ NR Band_25 Ant-1 SCS-15 26dB

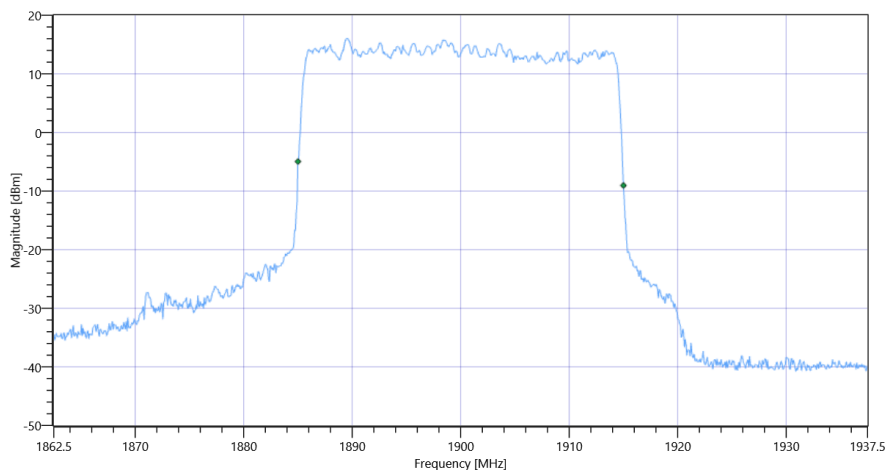
Test freq: high, UL[MHz]/CH 1900/0, CBW [MHz]: 30, RB_100PCT, Mod: QPSK

READ SA SETTINGS:

RefLevel [dBm] RefLevelOffset [dB] InpAtt [dB]	18.47 0 35
Start [MHz] Stop [MHz]	1862.500 1937.500
RBW [MHz] VBW [MHz]	0.500000 2.000000
Detector TraceMode	POS MAXH
Sweep: Time [ms] Count Points per Section Type	2 1500 1001 SWE

RESULT 26 dB

Test Description	Lower Limit	Upper Limit	Measured	Unit	Verdict
Bandwidth 26dB	---	---	30	MHz	INFO



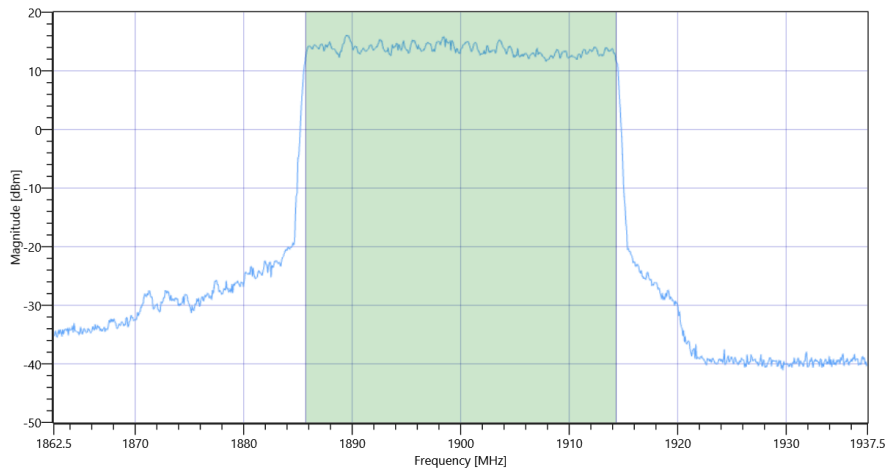
FCC, ISED # Bandwidth 99PCT and 26dB ~ NR Band_25 Ant-1 SCS-15 26dB

READ SA SETTINGS:

RefLevel [dBm] RefLevelOffset [dB] InpAtt [dB]	18.47 0 35
Start [MHz] Stop [MHz]	1862.500 1937.500
RBW [MHz] VBW [MHz]	0.500000 2.000000
Detector TraceMode	POS MAXH
Sweep: Time [ms] Count Points per Section Type	2 1500 1001 SWE

RESULT 99%

Test Description	Lower Limit	Upper Limit	Measured	Unit	Verdict
Bandwidth 99%	---	---	28.621	MHz	INFO



FCC, ISED # Bandwidth 99PCT and 26dB ~ NR Band_25 Ant-1 SCS-15 26dB

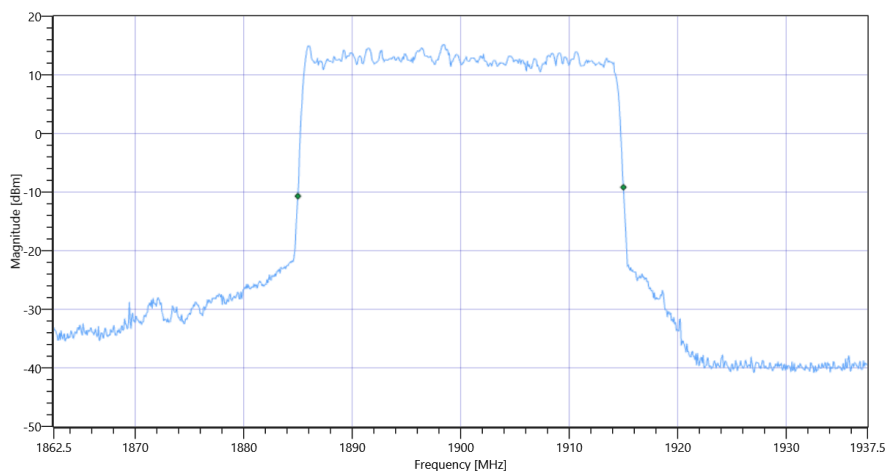
Test freq: high, UL[MHz]/CH 1900/0, CBW [MHz]: 30, RB_100PCT, Mod: 16QAM

READ SA SETTINGS:

RefLevel [dBm] RefLevelOffset [dB] InpAtt [dB]	17.45 0 35
Start [MHz] Stop [MHz]	1862.500 1937.500
RBW [MHz] VBW [MHz]	0.500000 2.000000
Detector TraceMode	POS MAXH
Sweep: Time [ms] Count Points per Section Type	2 1500 1001 SWE

RESULT 26 dB

Test Description	Lower Limit	Upper Limit	Measured	Unit	Verdict
Bandwidth 26dB	---	---	30	MHz	INFO



FCC, ISED # Bandwidth 99PCT and 26dB ~ NR Band_25 Ant-1 SCS-15 26dB

READ SA SETTINGS:

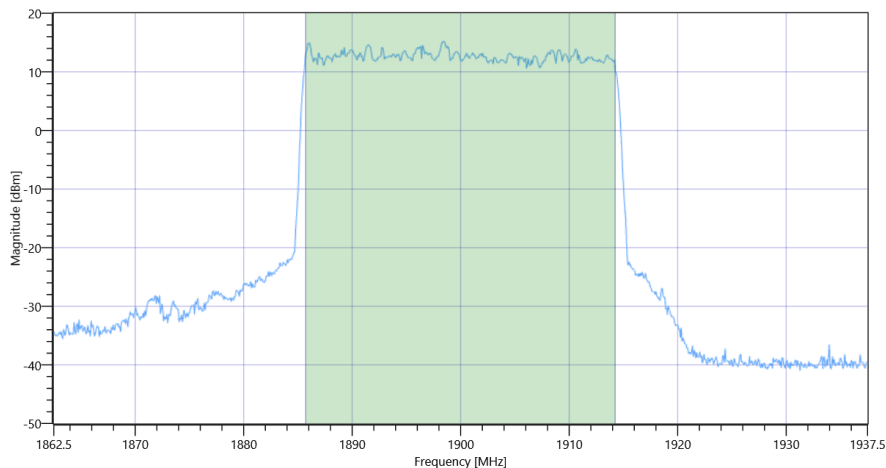
RefLevel [dBm] RefLevelOffset [dB] InpAtt [dB]	17.45 0 35
--	----------------

READ SA SETTINGS:

Start [MHz] Stop [MHz]	1862.500 1937.500
RBW [MHz] VBW [MHz]	0.500000 2.000000
Detector TraceMode	POS MAXH
Sweep: Time [ms] Count Points per Section Type	2 1500 1001 SWE

RESULT 99%

Test Description	Lower Limit	Upper Limit	Measured	Unit	Verdict
Bandwidth 99%	---	---	28.546	MHz	INFO



FCC, ISED # Bandwidth 99PCT and 26dB ~ NR Band_25 Ant-1 SCS-15 26dB

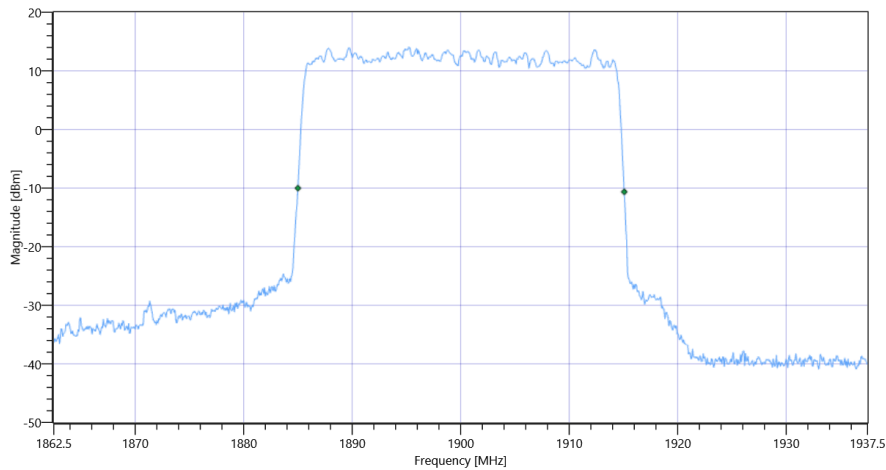
Test freq: high, UL[MHz]/CH 1900/0, CBW [MHz]: 30, RB_100PCT, Mod: 64QAM

READ SA SETTINGS:

RefLevel [dBm] RefLevelOffset [dB] InpAtt [dB]	16.20 0 35
Start [MHz] Stop [MHz]	1862.500 1937.500
RBW [MHz] VBW [MHz]	0.500000 2.000000
Detector TraceMode	POS MAXH
Sweep: Time [ms] Count Points per Section Type	2 1500 1001 SWE

RESULT 26 dB

Test Description	Lower Limit	Upper Limit	Measured	Unit	Verdict
Bandwidth 26dB	---	---	30.075	MHz	INFO



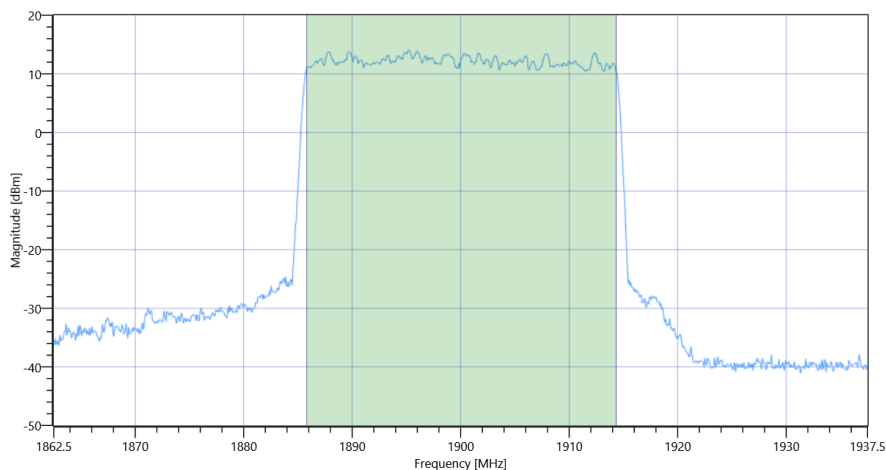
FCC, ISED # Bandwidth 99PCT and 26dB ~ NR Band_25 Ant-1 SCS-15 26dB

READ SA SETTINGS:

RefLevel [dBm] RefLevelOffset [dB] InpAtt [dB]	16.20 0 35
Start [MHz] Stop [MHz]	1862.500 1937.500
RBW [MHz] VBW [MHz]	0.500000 2.000000
Detector TraceMode	POS MAXH
Sweep: Time [ms] Count Points per Section Type	2 1500 1001 SWE

RESULT 99%

Test Description	Lower Limit	Upper Limit	Measured	Unit	Verdict
Bandwidth 99%	---	---	28.546	MHz	INFO



FCC, ISED # Bandwidth 99PCT and 26dB ~ NR Band_25 Ant-1 SCS-15 26dB

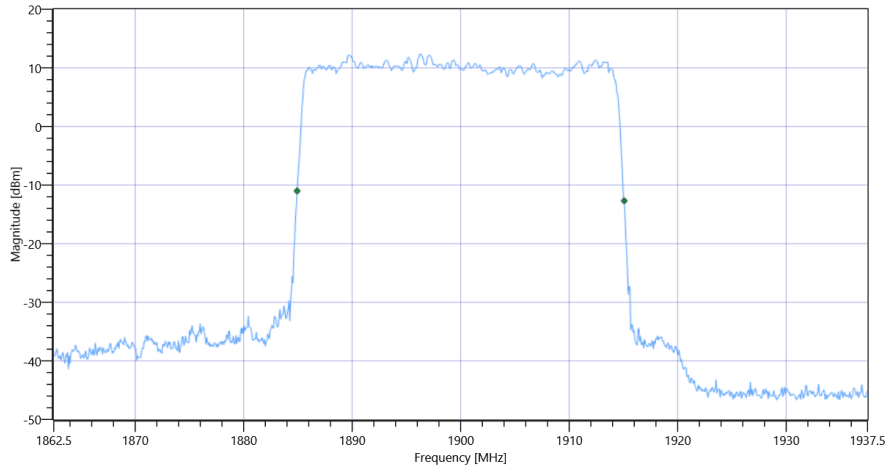
Test freq: high, UL[MHz]/CH 1900/0, CBW [MHz]: 30, RB_100PCT, Mod: 256QAM

READ SA SETTINGS:

RefLevel [dBm] RefLevelOffset [dB] InpAtt [dB]	14.51 0 30
Start [MHz] Stop [MHz]	1862.500 1937.500
RBW [MHz] VBW [MHz]	0.500000 2.000000
Detector TraceMode	POS MAXH
Sweep: Time [ms] Count Points per Section Type	2 1500 1001 SWE

RESULT 26 dB

Test Description	Lower Limit	Upper Limit	Measured	Unit	Verdict
Bandwidth 26dB	---	---	30.15	MHz	INFO



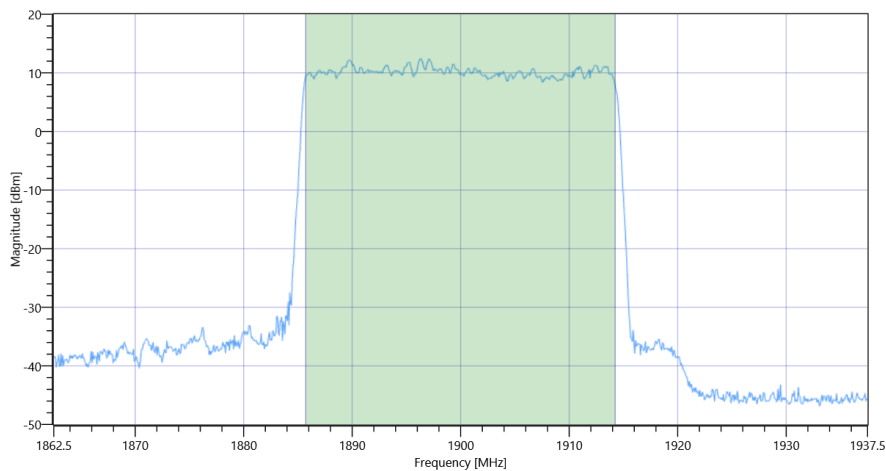
FCC, ISED # Bandwidth 99PCT and 26dB ~ NR Band_25 Ant-1 SCS-15 26dB

READ SA SETTINGS:

RefLevel [dBm] RefLevelOffset [dB] InpAtt [dB]	14.51 0 30
Start [MHz] Stop [MHz]	1862.500 1937.500
RBW [MHz] VBW [MHz]	0.500000 2.000000
Detector TraceMode	POS MAXH
Sweep: Time [ms] Count Points per Section Type	2 1500 1001 SWE

RESULT 99%

Test Description	Lower Limit	Upper Limit	Measured	Unit	Verdict
Bandwidth 99%	---	---	28.546	MHz	INFO



FCC, ISED # Bandwidth 99PCT and 26dB ~ NR Band_25 Ant-1 SCS-15 26dB

General verdict

PASS

FCC, ISED # Bandwidth 99PCT and 26dB ~ NR Band_25 Ant-1 SCS-15

Test References	
TC Start	29.06.2022 08:54:13
Ambit Temp [°C] Humidity [rel%]	25.3 45
System Version	3.2.0.2
Test Specification	FCC, ISED -
Test Method	
TC Version	0.0.1
My Description	FCC/ISED Bandwidths 99PCT and 26dB - NR Band_25
Add. Information	

Test Parameter	
Technology to test	NR
Band	Band_25
SCS [kHz]	15
Waveform	DFTOFDM
Antenna Port used	1
Temperature	nom
Voltage	nom
Frequency low to test	False
Frequency mid to test	True
Frequency high to test	False
Auto Control enabled Power Supply Climatic Box	No No
Additional Path Loss [dB]	0
Switched Path	None

Test Equipment	
Signal analyzer,Rohde&Schwarz,FSV-40,1307.9002K40/101042,3.70	

Test at BW [MHz]: 30

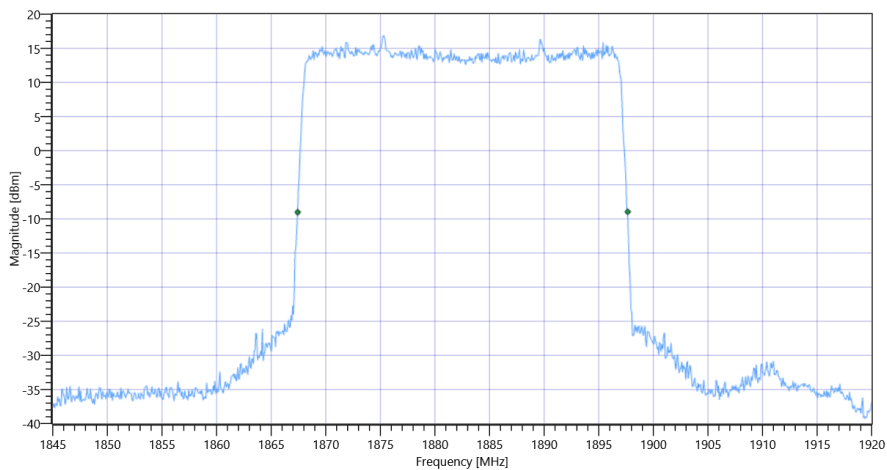
Test freq: mid, UL[MHz]/CH 1882.5/0, CBW [MHz]: 30, RB_100PCT, Mod: BPSK

READ SA SETTINGS:

RefLevel [dBm] RefLevelOffset [dB] InpAtt [dB]	18.40 0 35
Start [MHz] Stop [MHz]	1845.000 1920.000
RBW [MHz] VBW [MHz]	0.500000 2.000000
Detector TraceMode	POS MAXH
Sweep: Time [ms] Count Points per Section Type	2 1500 1001 SWE

RESULT 26 dB

Test Description	Lower Limit	Upper Limit	Measured	Unit	Verdict
Bandwidth 26dB	---	---	30.225	MHz	INFO



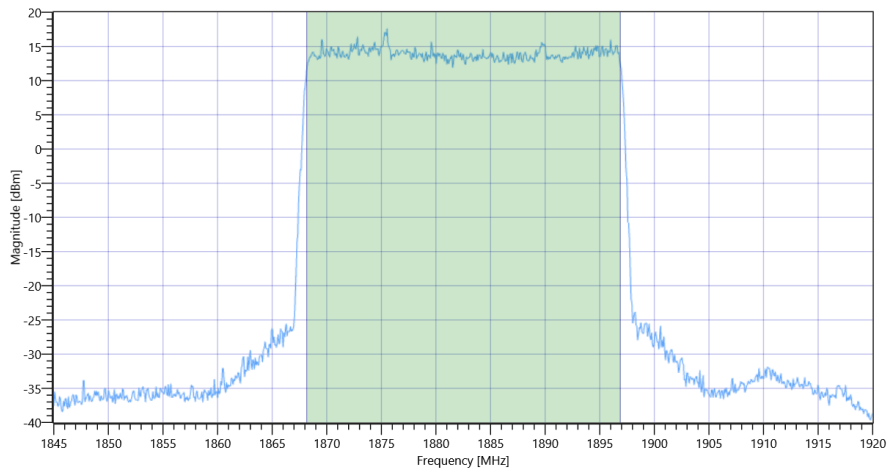
FCC, ISED # Bandwidth 99PCT and 26dB ~ NR Band_25 Ant-1 SCS-15 26dB

READ SA SETTINGS:

RefLevel [dBm] RefLevelOffset [dB] InpAtt [dB]	18.40 0 35
Start [MHz] Stop [MHz]	1845.000 1920.000
RBW [MHz] VBW [MHz]	0.500000 2.000000
Detector TraceMode	POS MAXH
Sweep: Time [ms] Count Points per Section Type	1 1500 1001 SWE

RESULT 99%

Test Description	Lower Limit	Upper Limit	Measured	Unit	Verdict
Bandwidth 99%	---	---	28.696	MHz	INFO



FCC, ISED # Bandwidth 99PCT and 26dB ~ NR Band_25 Ant-1 SCS-15 26dB

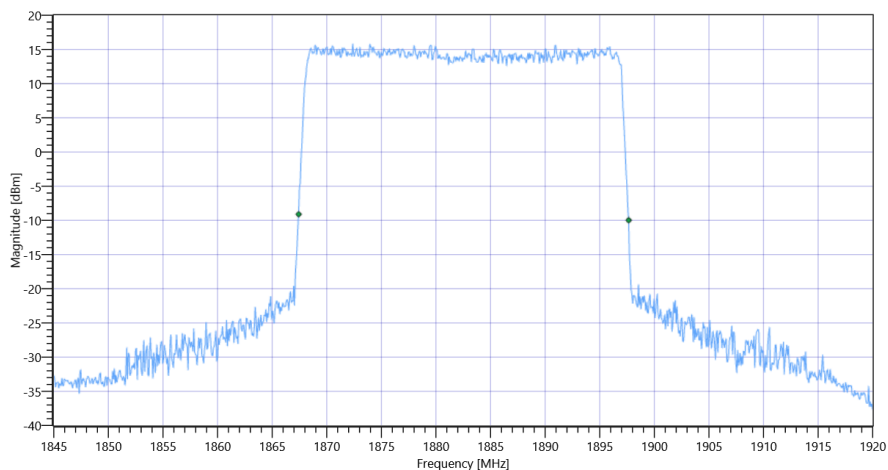
Test freq: mid, UL[MHz]/CH 1882.5/0, CBW [MHz]: 30, RB_100PCT, Mod: QPSK

READ SA SETTINGS:

RefLevel [dBm] RefLevelOffset [dB] InpAtt [dB]	17.95 0 35
Start [MHz] Stop [MHz]	1845.000 1920.000
RBW [MHz] VBW [MHz]	0.500000 2.000000
Detector TraceMode	POS MAXH
Sweep: Time [ms] Count Points per Section Type	2 1500 1001 SWE

RESULT 26 dB

Test Description	Lower Limit	Upper Limit	Measured	Unit	Verdict
Bandwidth 26dB	---	---	30.225	MHz	INFO



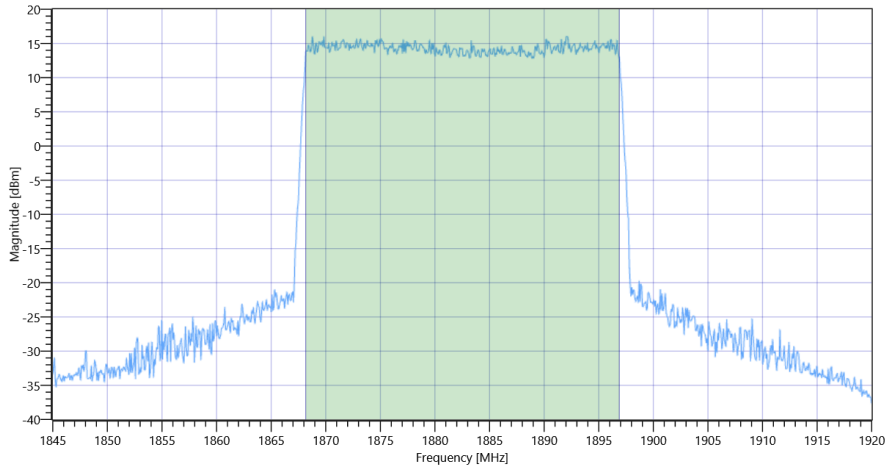
FCC, ISED # Bandwidth 99PCT and 26dB ~ NR Band_25 Ant-1 SCS-15 26dB

READ SA SETTINGS:

RefLevel [dBm] RefLevelOffset [dB] InpAtt [dB]	17.95 0 35
Start [MHz] Stop [MHz]	1845.000 1920.000
RBW [MHz] VBW [MHz]	0.500000 2.000000
Detector TraceMode	POS MAXH
Sweep: Time [ms] Count Points per Section Type	2 1500 1001 SWE

RESULT 99%

Test Description	Lower Limit	Upper Limit	Measured	Unit	Verdict
Bandwidth 99%	---	---	28.621	MHz	INFO



FCC, ISED # Bandwidth 99PCT and 26dB ~ NR Band_25 Ant-1 SCS-15 26dB

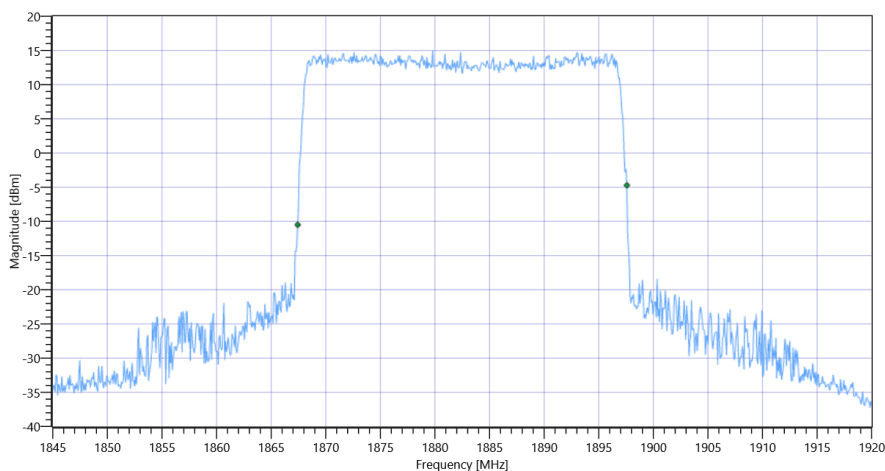
Test freq: mid, UL[MHz]/CH 1882.5/0, CBW [MHz]: 30, RB_100PCT, Mod: 16QAM

READ SA SETTINGS:

RefLevel [dBm] RefLevelOffset [dB] InpAtt [dB]	17.26 0 35
Start [MHz] Stop [MHz]	1845.000 1920.000
RBW [MHz] VBW [MHz]	0.500000 2.000000
Detector TraceMode	POS MAXH
Sweep: Time [ms] Count Points per Section Type	2 1500 1001 SWE

RESULT 26 dB

Test Description	Lower Limit	Upper Limit	Measured	Unit	Verdict
Bandwidth 26dB	---	---	30.15	MHz	INFO



FCC, ISED # Bandwidth 99PCT and 26dB ~ NR Band_25 Ant-1 SCS-15 26dB

READ SA SETTINGS:

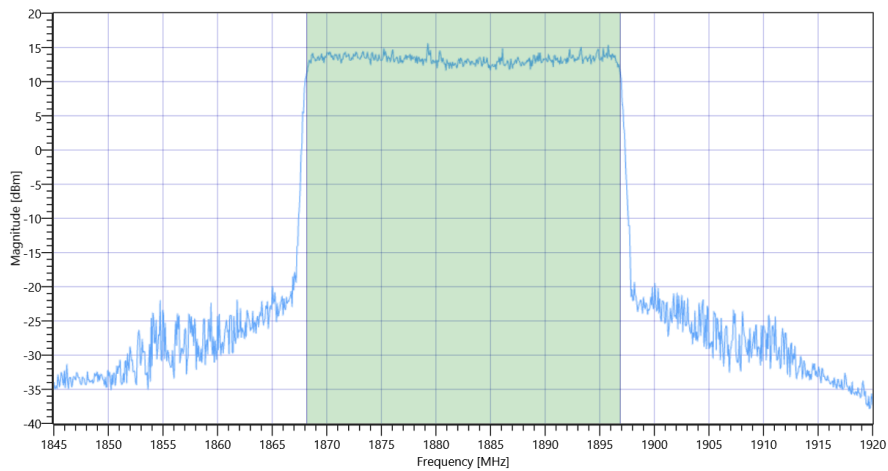
RefLevel [dBm] RefLevelOffset [dB] InpAtt [dB]	17.26 0 35
--	----------------

READ SA SETTINGS:

Start [MHz] Stop [MHz]	1845.000 1920.000
RBW [MHz] VBW [MHz]	0.500000 2.000000
Detector TraceMode	POS MAXH
Sweep: Time [ms] Count Points per Section Type	2 1500 1001 SWE

RESULT 99%

Test Description	Lower Limit	Upper Limit	Measured	Unit	Verdict
Bandwidth 99%	---	---	28.621	MHz	INFO



FCC, ISED # Bandwidth 99PCT and 26dB ~ NR Band_25 Ant-1 SCS-15 26dB

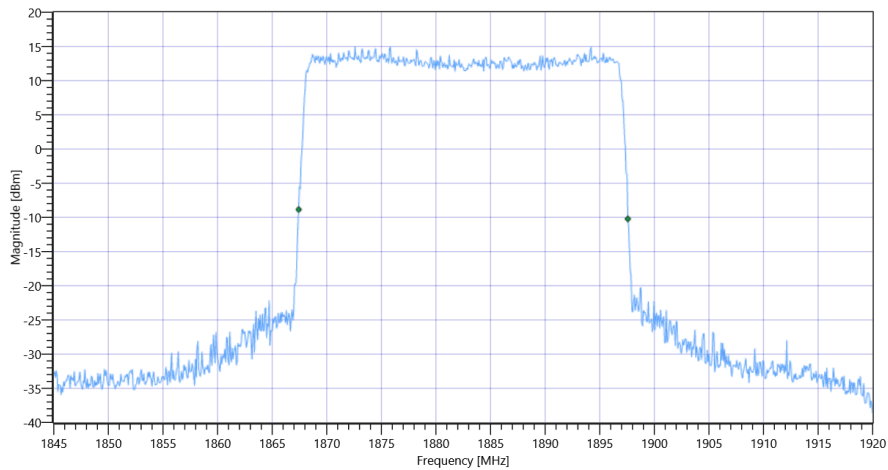
Test freq: mid, UL[MHz]/CH 1882.5/0, CBW [MHz]: 30, RB_100PCT, Mod: 64QAM

READ SA SETTINGS:

RefLevel [dBm] RefLevelOffset [dB] InpAtt [dB]	16.76 0 35
Start [MHz] Stop [MHz]	1845.000 1920.000
RBW [MHz] VBW [MHz]	0.500000 2.000000
Detector TraceMode	POS MAXH
Sweep: Time [ms] Count Points per Section Type	2 1500 1001 SWE

RESULT 26 dB

Test Description	Lower Limit	Upper Limit	Measured	Unit	Verdict
Bandwidth 26dB	---	---	30.15	MHz	INFO



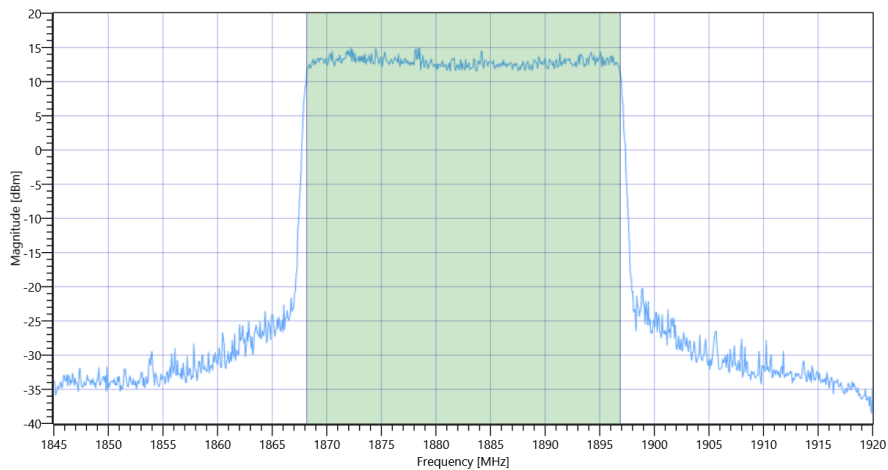
FCC, ISED # Bandwidth 99PCT and 26dB ~ NR Band_25 Ant-1 SCS-15 26dB

READ SA SETTINGS:

RefLevel [dBm] RefLevelOffset [dB] InpAtt [dB]	16.76 0 35
Start [MHz] Stop [MHz]	1845.000 1920.000
RBW [MHz] VBW [MHz]	0.500000 2.000000
Detector TraceMode	POS MAXH
Sweep: Time [ms] Count Points per Section Type	2 1500 1001 SWE

RESULT 99%

Test Description	Lower Limit	Upper Limit	Measured	Unit	Verdict
Bandwidth 99%	---	---	28.696	MHz	INFO



FCC, ISED # Bandwidth 99PCT and 26dB ~ NR Band_25 Ant-1 SCS-15 26dB

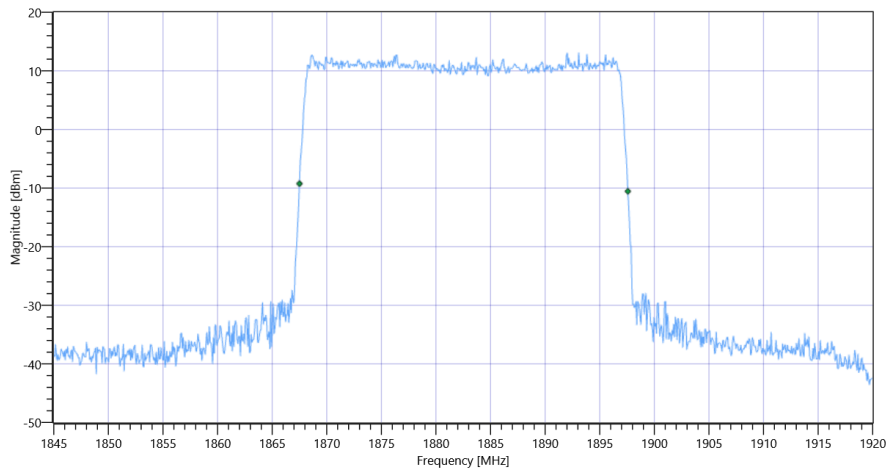
Test freq: mid, UL[MHz]/CH 1882.5/0, CBW [MHz]: 30, RB_100PCT, Mod: 256QAM

READ SA SETTINGS:

RefLevel [dBm] RefLevelOffset [dB] InpAtt [dB]	14.98 0 30
Start [MHz] Stop [MHz]	1845.000 1920.000
RBW [MHz] VBW [MHz]	0.500000 2.000000
Detector TraceMode	POS MAXH
Sweep: Time [ms] Count Points per Section Type	2 1500 1001 SWE

RESULT 26 dB

Test Description	Lower Limit	Upper Limit	Measured	Unit	Verdict
Bandwidth 26dB	---	---	30.075	MHz	INFO



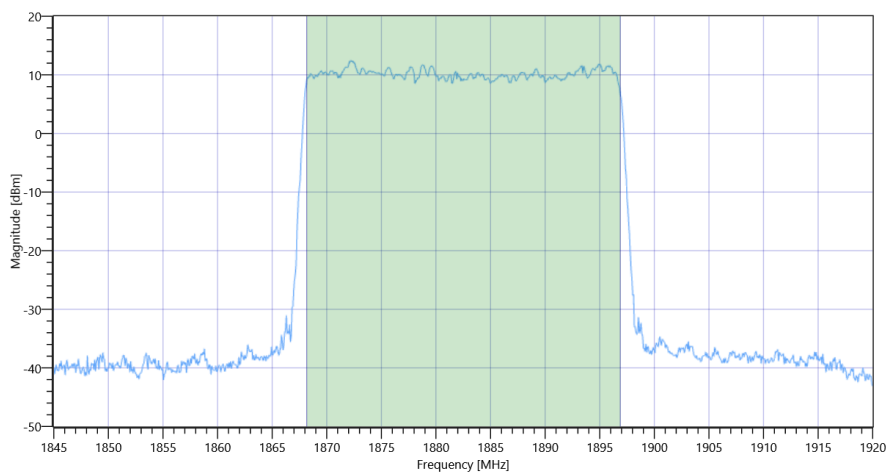
FCC, ISED # Bandwidth 99PCT and 26dB ~ NR Band_25 Ant-1 SCS-15 26dB

READ SA SETTINGS:

RefLevel [dBm] RefLevelOffset [dB] InpAtt [dB]	14.98 0 30
Start [MHz] Stop [MHz]	1845.000 1920.000
RBW [MHz] VBW [MHz]	0.500000 2.000000
Detector TraceMode	POS MAXH
Sweep: Time [ms] Count Points per Section Type	2 1500 1001 SWE

RESULT 99%

Test Description	Lower Limit	Upper Limit	Measured	Unit	Verdict
Bandwidth 99%	---	---	28.621	MHz	INFO



FCC, ISED # Bandwidth 99PCT and 26dB ~ NR Band_25 Ant-1 SCS-15 26dB

General verdict

PASS

FCC, ISED # Bandwidth 99PCT and 26dB ~ NR Band_25 Ant-1 SCS-15

Test References	
TC Start	29.06.2022 07:34:00
Ambit Temp [°C] Humidity [rel%]	24.5 45
System Version	3.2.0.2
Test Specification	FCC, ISED -
Test Method	
TC Version	0.0.1
My Description	FCC/ISED Bandwidths 99PCT and 26dB - NR Band_25
Add. Information	

Test Parameter	
Technology to test	NR
Band	Band_25
SCS [kHz]	15
Waveform	DFTOFDM
Antenna Port used	1
Temperature	nom
Voltage	nom
Frequency low to test	True
Frequency mid to test	False
Frequency high to test	False
Auto Control enabled Power Supply Climatic Box	No No
Additional Path Loss [dB]	0
Switched Path	None

Test Equipment	
Signal analyzer,Rohde&Schwarz,FSV-40,1307.9002K40/101042,3.70	

Test at BW [MHz]: 30

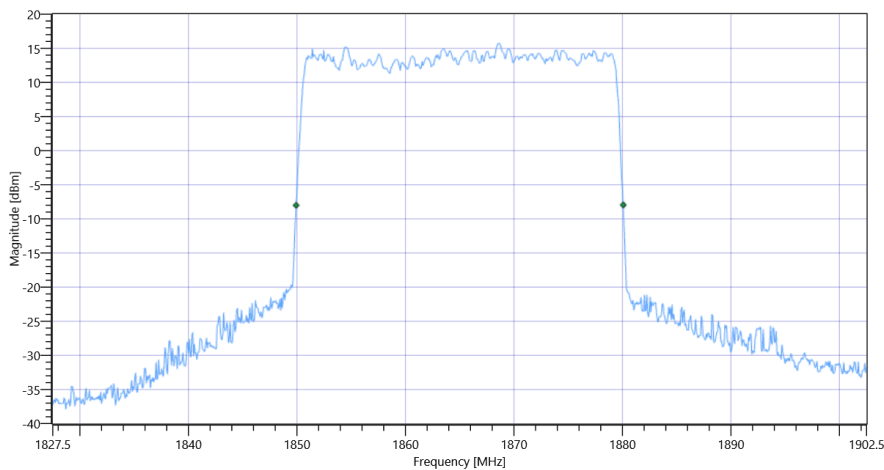
Test freq: low, UL[MHz]/CH 1865/0, CBW [MHz]: 30, RB_100PCT, Mod: BPSK

READ SA SETTINGS:

RefLevel [dBm] RefLevelOffset [dB] InpAtt [dB]	17.20 0 35
Start [MHz] Stop [MHz]	1827.500 1902.500
RBW [MHz] VBW [MHz]	0.500000 2.000000
Detector TraceMode	POS MAXH
Sweep: Time [ms] Count Points per Section Type	2 1500 1001 SWE

RESULT 26 dB

Test Description	Lower Limit	Upper Limit	Measured	Unit	Verdict
Bandwidth 26dB	---	---	30.15	MHz	INFO



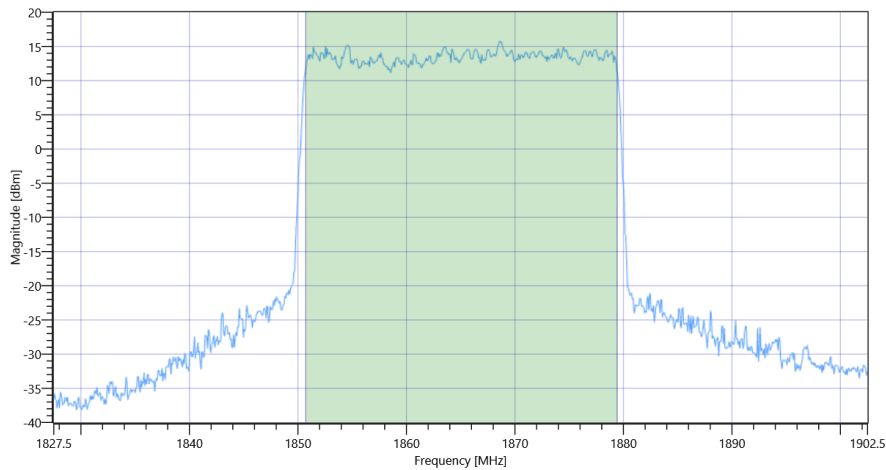
FCC, ISED # Bandwidth 99PCT and 26dB ~ NR Band_25 Ant-1 SCS-15 26dB

READ SA SETTINGS:

RefLevel [dBm] RefLevelOffset [dB] InpAtt [dB]	17.20 0 35
Start [MHz] Stop [MHz]	1827.500 1902.500
RBW [MHz] VBW [MHz]	0.500000 2.000000
Detector TraceMode	POS MAXH
Sweep: Time [ms] Count Points per Section Type	1 1500 1001 SWE

RESULT 99%

Test Description	Lower Limit	Upper Limit	Measured	Unit	Verdict
Bandwidth 99%	---	---	28.696	MHz	INFO



FCC, ISED # Bandwidth 99PCT and 26dB ~ NR Band_25 Ant-1 SCS-15 26dB

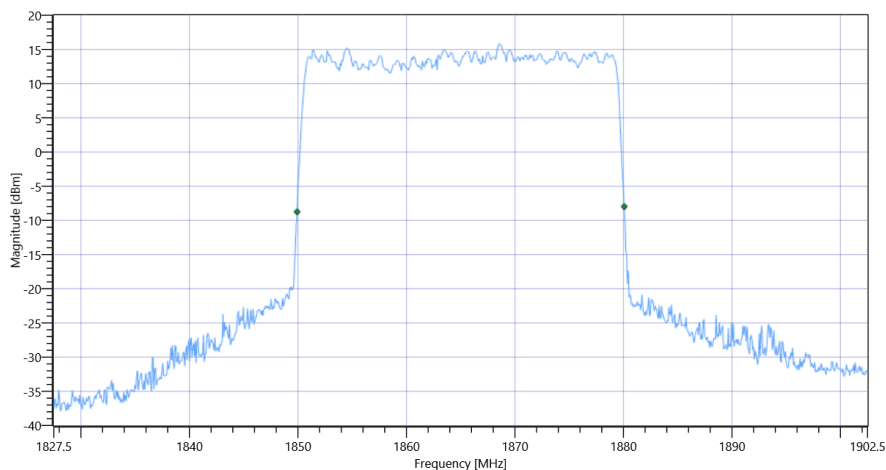
Test freq: low, UL[MHz]/CH 1865/0, CBW [MHz]: 30, RB_100PCT, Mod: QPSK

READ SA SETTINGS:

RefLevel [dBm] RefLevelOffset [dB] InpAtt [dB]	18.05 0 35
Start [MHz] Stop [MHz]	1827.500 1902.500
RBW [MHz] VBW [MHz]	0.500000 2.000000
Detector TraceMode	POS MAXH
Sweep: Time [ms] Count Points per Section Type	2 1500 1001 SWE

RESULT 26 dB

Test Description	Lower Limit	Upper Limit	Measured	Unit	Verdict
Bandwidth 26dB	---	---	30.15	MHz	INFO



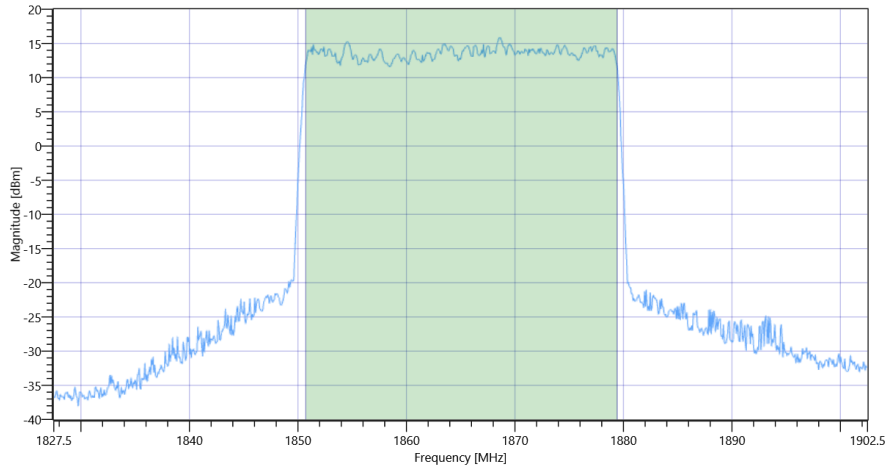
FCC, ISED # Bandwidth 99PCT and 26dB ~ NR Band_25 Ant-1 SCS-15 26dB

READ SA SETTINGS:

RefLevel [dBm] RefLevelOffset [dB] InpAtt [dB]	18.05 0 35
Start [MHz] Stop [MHz]	1827.500 1902.500
RBW [MHz] VBW [MHz]	0.500000 2.000000
Detector TraceMode	POS MAXH
Sweep: Time [ms] Count Points per Section Type	2 1500 1001 SWE

RESULT 99%

Test Description	Lower Limit	Upper Limit	Measured	Unit	Verdict
Bandwidth 99%	---	---	28.696	MHz	INFO



FCC, ISED # Bandwidth 99PCT and 26dB ~ NR Band_25 Ant-1 SCS-15 26dB

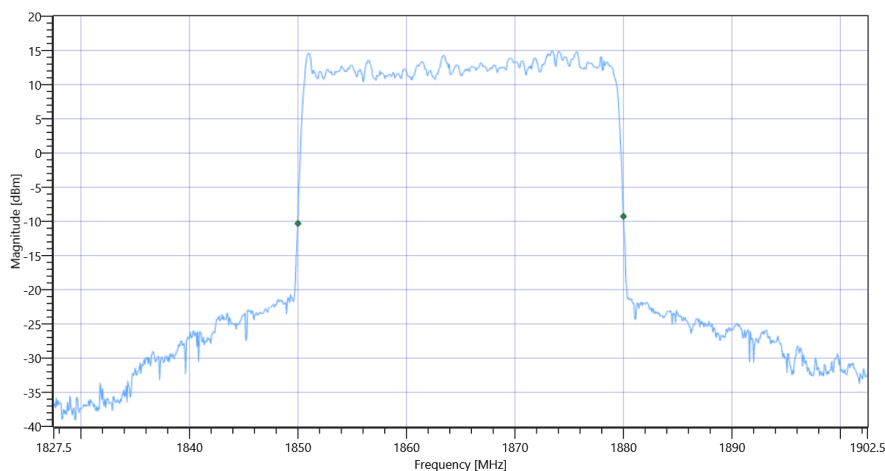
Test freq: low, UL[MHz]/CH 1865/0, CBW [MHz]: 30, RB_100PCT, Mod: 16QAM

READ SA SETTINGS:

RefLevel [dBm] RefLevelOffset [dB] InpAtt [dB]	17.26 0 35
Start [MHz] Stop [MHz]	1827.500 1902.500
RBW [MHz] VBW [MHz]	0.500000 2.000000
Detector TraceMode	POS MAXH
Sweep: Time [ms] Count Points per Section Type	2 1500 1001 SWE

RESULT 26 dB

Test Description	Lower Limit	Upper Limit	Measured	Unit	Verdict
Bandwidth 26dB	---	---	30	MHz	INFO



FCC, ISED # Bandwidth 99PCT and 26dB ~ NR Band_25 Ant-1 SCS-15 26dB

READ SA SETTINGS:

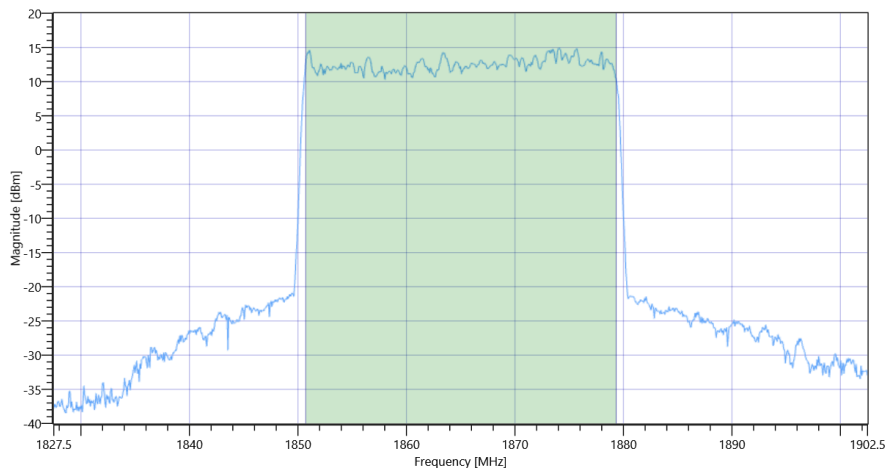
RefLevel [dBm] RefLevelOffset [dB] InpAtt [dB]	17.26 0 35
--	----------------

READ SA SETTINGS:

Start [MHz] Stop [MHz]	1827.500 1902.500
RBW [MHz] VBW [MHz]	0.500000 2.000000
Detector TraceMode	POS MAXH
Sweep: Time [ms] Count Points per Section Type	2 1500 1001 SWE

RESULT 99%

Test Description	Lower Limit	Upper Limit	Measured	Unit	Verdict
Bandwidth 99%	---	---	28.621	MHz	INFO



FCC, ISED # Bandwidth 99PCT and 26dB ~ NR Band_25 Ant-1 SCS-15 26dB

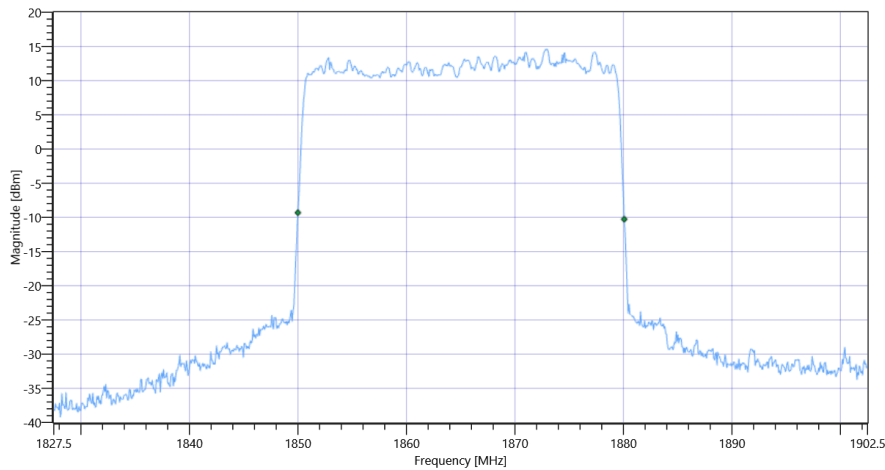
Test freq: low, UL[MHz]/CH 1865/0, CBW [MHz]: 30, RB_100PCT, Mod: 64QAM

READ SA SETTINGS:

RefLevel [dBm] RefLevelOffset [dB] InpAtt [dB]	16.65 0 35
Start [MHz] Stop [MHz]	1827.500 1902.500
RBW [MHz] VBW [MHz]	0.500000 2.000000
Detector TraceMode	POS MAXH
Sweep: Time [ms] Count Points per Section Type	2 1500 1001 SWE

RESULT 26 dB

Test Description	Lower Limit	Upper Limit	Measured	Unit	Verdict
Bandwidth 26dB	---	---	30.075	MHz	INFO



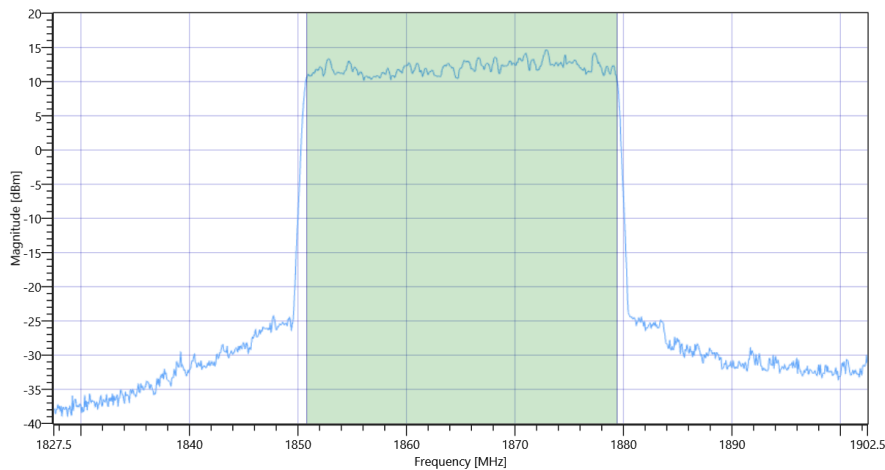
FCC, ISED # Bandwidth 99PCT and 26dB ~ NR Band_25 Ant-1 SCS-15 26dB

READ SA SETTINGS:

RefLevel [dBm] RefLevelOffset [dB] InpAtt [dB]	16.65 0 35
Start [MHz] Stop [MHz]	1827.500 1902.500
RBW [MHz] VBW [MHz]	0.500000 2.000000
Detector TraceMode	POS MAXH
Sweep: Time [ms] Count Points per Section Type	2 1500 1001 SWE

RESULT 99%

Test Description	Lower Limit	Upper Limit	Measured	Unit	Verdict
Bandwidth 99%	---	---	28.621	MHz	INFO



FCC, ISED # Bandwidth 99PCT and 26dB ~ NR Band_25 Ant-1 SCS-15 26dB

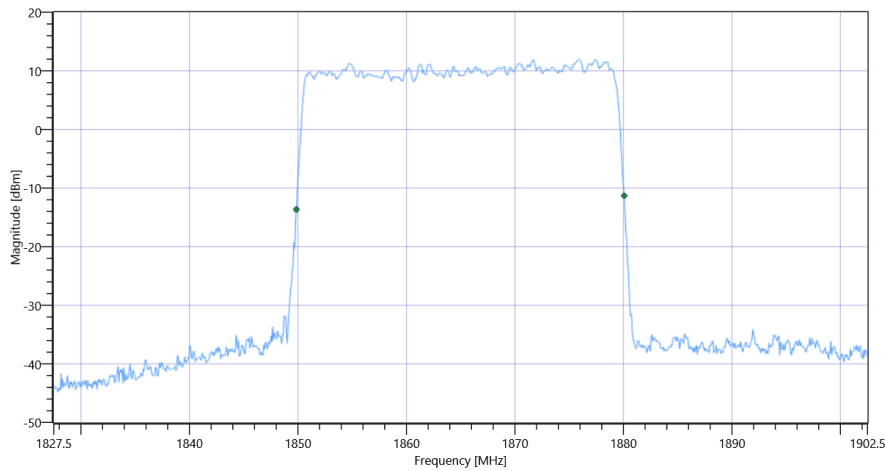
Test freq: low, UL[MHz]/CH 1865/0, CBW [MHz]: 30, RB_100PCT, Mod: 256QAM

READ SA SETTINGS:

RefLevel [dBm] RefLevelOffset [dB] InpAtt [dB]	14.35 0 30
Start [MHz] Stop [MHz]	1827.500 1902.500
RBW [MHz] VBW [MHz]	0.500000 2.000000
Detector TraceMode	POS MAXH
Sweep: Time [ms] Count Points per Section Type	2 1500 1001 SWE

RESULT 26 dB

Test Description	Lower Limit	Upper Limit	Measured	Unit	Verdict
Bandwidth 26dB	---	---	30.225	MHz	INFO



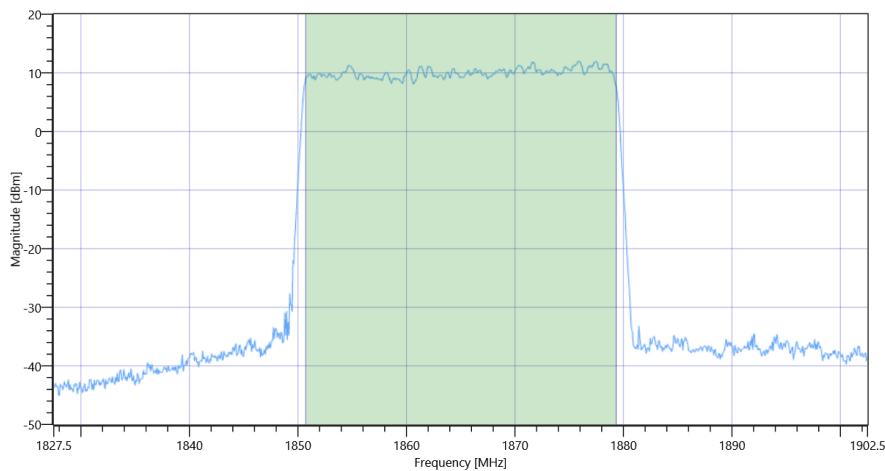
FCC, ISED # Bandwidth 99PCT and 26dB ~ NR Band_25 Ant-1 SCS-15 26dB

READ SA SETTINGS:

RefLevel [dBm] RefLevelOffset [dB] InpAtt [dB]	14.35 0 30
Start [MHz] Stop [MHz]	1827.500 1902.500
RBW [MHz] VBW [MHz]	0.500000 2.000000
Detector TraceMode	POS MAXH
Sweep: Time [ms] Count Points per Section Type	2 1500 1001 SWE

RESULT 99%

Test Description	Lower Limit	Upper Limit	Measured	Unit	Verdict
Bandwidth 99%	---	---	28.621	MHz	INFO



FCC, ISED # Bandwidth 99PCT and 26dB ~ NR Band_25 Ant-1 SCS-15 26dB

General verdict

PASS

- END OF DOCUMENT -