

Test at BW [MHz]: 15

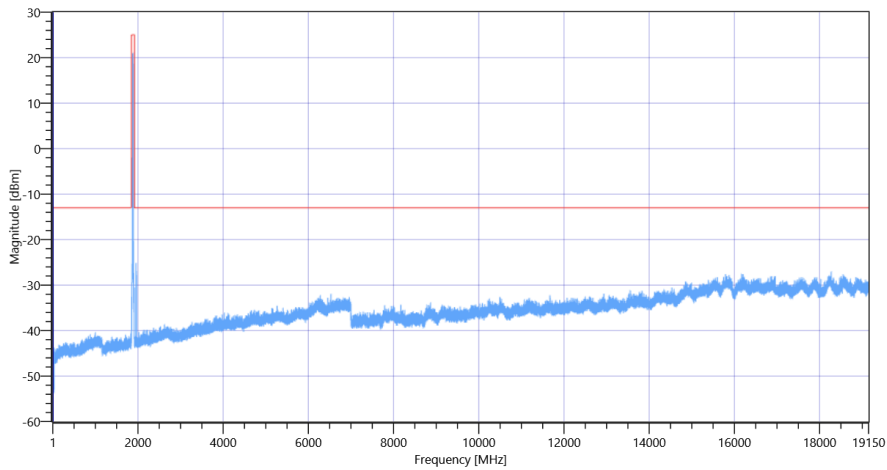
Test freq: mid, UL[MHz]/CH 1882.5/0, CBW [MHz]: 15, RB_100PCT, Mod: BPSK

READ SA SETTINGS:

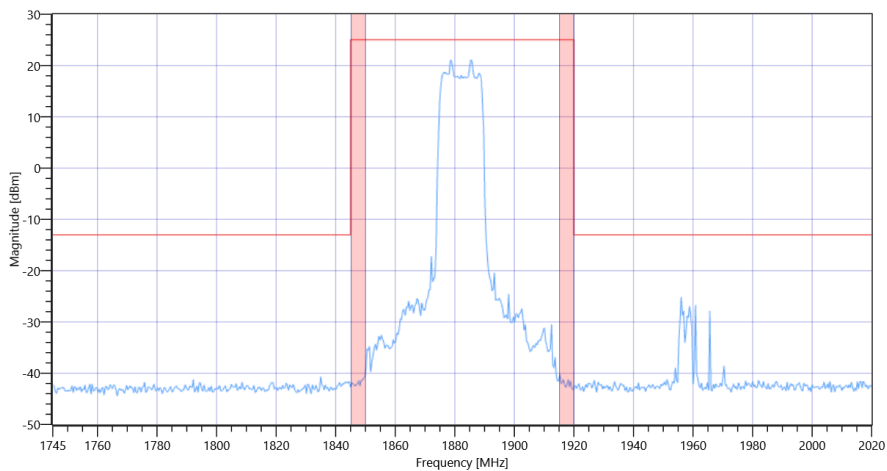
RefLevel [dBm] RefLevelOffset [dB] InpAtt [dB]	10.17 0 30
Start [MHz] Stop [MHz]	1.000 401.000
RBW [MHz] VBW [MHz]	1.000000 3.000000
Detector TraceMode	POS MAXH
Sweep: Time [ms] Count Points per Section Type	1600 1 1001 SWE

RESULT Test freq: mid, UL[MHz]/CH 1882.5/0, CBW [MHz]: 15, RB_100PCT, Mod: BPSK

Test Description	Lower Limit	Upper Limit	Measured	Unit	Verdict
Peaks higher limit	---	0	0	no	PASS



FCC, ISED # TX Emissions conducted ~ NR Band_25 Ant-1 SCS-15 1882.5 MHz



FCC, ISED # TX Emissions conducted ~ NR Band_25 Ant-1 SCS-15 1882.5

General verdict

PASS

FCC, ISED # TX Emissions conducted ~ NR Band_25 Ant-1 SCS-15

Test References	
TC Start	13.07.2022 17:41:14
Ambit Temp [°C] Humidity [rel%]	28.2 35
System Version	3.2.0.2
Test Specification	FCC, ISED -
Test Method	
TC Version	0.0.1
My Description	FCC/ISED MobileRadio TX Emissions conducted - NR Band_25
Add. Information	

Test Parameter	
Technology to test	NR
Band	Band_25
SCS [kHz]	15
Waveform	DFTOFDM
Antenna Port used	1
Temperature	nom
Voltage	nom
Frequency low to test	False
Frequency mid to test	True
Frequency high to test	False
Auto Control enabled Power Supply Climatic Box	No No
Additional Path Loss [dB]	0
Switched Path	None

Test Equipment	
Signal analyzer,Rohde&Schwarz,FSV-40,1307.9002K40/101042,3.70	

Test at BW [MHz]: 10

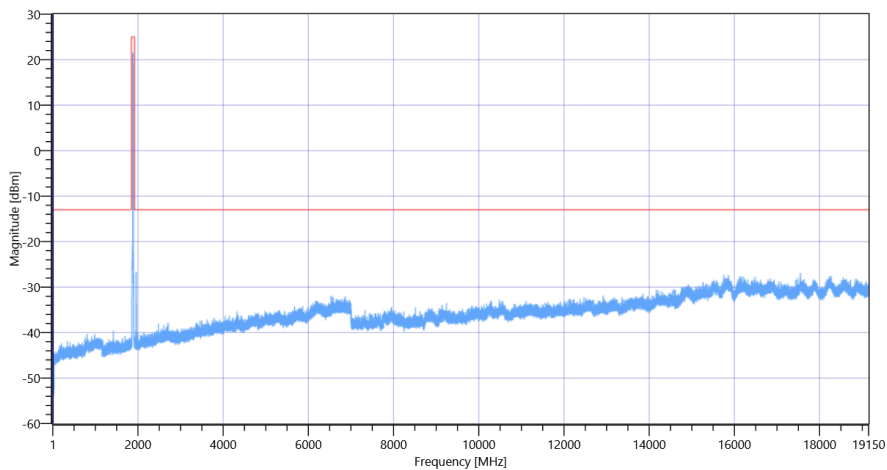
Test freq: mid, UL[MHz]/CH 1882.5/0, CBW [MHz]: 10, RB_100PCT, Mod: BPSK

READ SA SETTINGS:

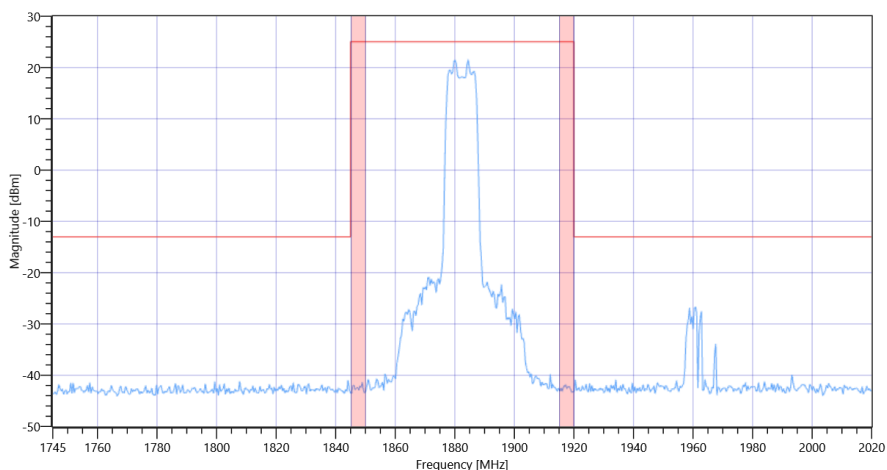
RefLevel [dBm] RefLevelOffset [dB] InpAtt [dB]	10.27 0 30
Start [MHz] Stop [MHz]	1.000 401.000
RBW [MHz] VBW [MHz]	1.000000 3.000000
Detector TraceMode	POS MAXH
Sweep: Time [ms] Count Points per Section Type	1600 1 1001 SWE

RESULT Test freq: mid, UL[MHz]/CH 1882.5/0, CBW [MHz]: 10, RB_100PCT, Mod: BPSK

Test Description	Lower Limit	Upper Limit	Measured	Unit	Verdict
Peaks higher limit	---	0	0	no	PASS



FCC, ISED # TX Emissions conducted ~ NR Band_25 Ant-1 SCS-15 1882.5 MHz



FCC, ISED # TX Emissions conducted ~ NR Band_25 Ant-1 SCS-15 1882.5

General verdict

PASS

FCC, ISED # TX Emissions conducted ~ NR Band_25 Ant-1 SCS-15

Test References	
TC Start	13.07.2022 17:37:55
Ambit Temp [°C] Humidity [rel%]	28.2 35
System Version	3.2.0.2
Test Specification	FCC, ISED -
Test Method	
TC Version	0.0.1
My Description	FCC/ISED MobileRadio TX Emissions conducted - NR Band_25
Add. Information	

Test Parameter	
Technology to test	NR
Band	Band_25
SCS [kHz]	15
Waveform	DFTOFDM
Antenna Port used	1
Temperature	nom
Voltage	nom
Frequency low to test	False
Frequency mid to test	True
Frequency high to test	False
Auto Control enabled Power Supply Climatic Box	No No
Additional Path Loss [dB]	0
Switched Path	None

Test Equipment	
Signal analyzer,Rohde&Schwarz,FSV-40,1307.9002K40/101042,3.70	

Test at BW [MHz]: 5

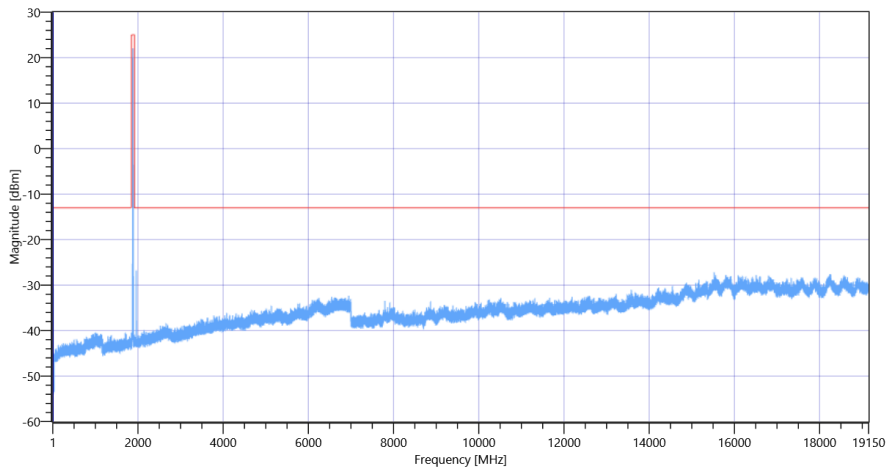
Test freq: mid, UL[MHz]/CH 1882.5/0, CBW [MHz]: 5, RB_100PCT, Mod: BPSK

READ SA SETTINGS:

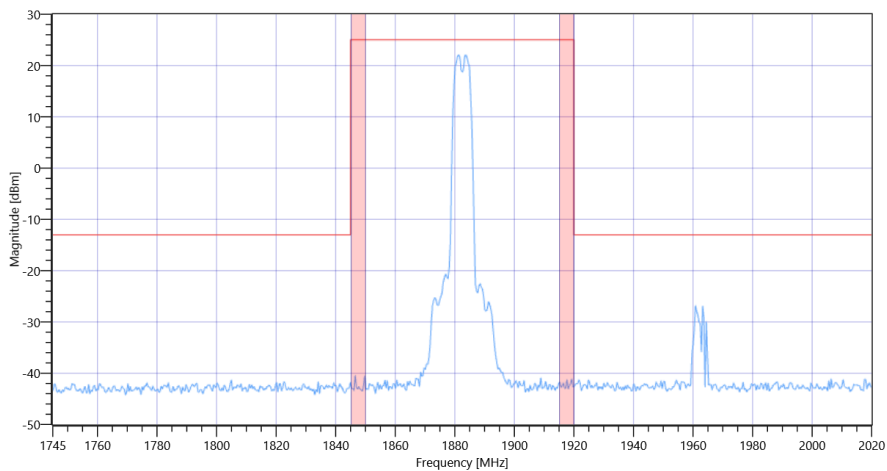
RefLevel [dBm] RefLevelOffset [dB] InpAtt [dB]	11.21 0 30
Start [MHz] Stop [MHz]	1.000 401.000
RBW [MHz] VBW [MHz]	1.000000 3.000000
Detector TraceMode	POS MAXH
Sweep: Time [ms] Count Points per Section Type	1600 1 1001 SWE

RESULT Test freq: mid, UL[MHz]/CH 1882.5/0, CBW [MHz]: 5, RB_100PCT, Mod: BPSK

Test Description	Lower Limit	Upper Limit	Measured	Unit	Verdict
Peaks higher limit	---	0	0	no	PASS



FCC, ISED # TX Emissions conducted ~ NR Band_25 Ant-1 SCS-15 1882.5 MHz



FCC, ISED # TX Emissions conducted ~ NR Band_25 Ant-1 SCS-15 1882.5

General verdict

PASS

FCC, ISED # TX Emissions conducted ~ NR Band_25 Ant-1 SCS-15

Test References	
TC Start	13.07.2022 17:30:18
Ambit Temp [°C] Humidity [rel%]	28.3 35
System Version	3.2.0.2
Test Specification	FCC, ISED -
Test Method	
TC Version	0.0.1
My Description	FCC/ISED MobileRadio TX Emissions conducted - NR Band_25
Add. Information	

Test Parameter	
Technology to test	NR
Band	Band_25
SCS [kHz]	15
Waveform	DFTOFDM
Antenna Port used	1
Temperature	nom
Voltage	nom
Frequency low to test	True
Frequency mid to test	False
Frequency high to test	False
Auto Control enabled Power Supply Climatic Box	No No
Additional Path Loss [dB]	0
Switched Path	None

Test Equipment	
Signal analyzer,Rohde&Schwarz,FSV-40,1307.9002K40/101042,3.70	

Test at BW [MHz]: 20

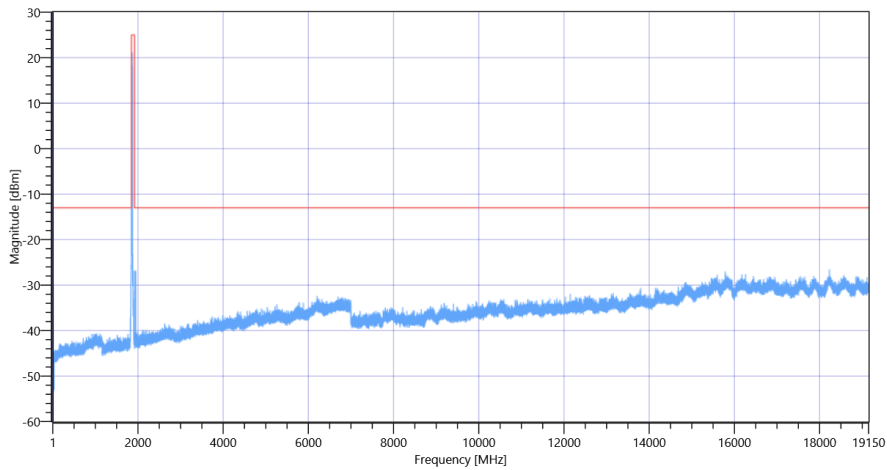
Test freq: low, UL[MHz]/CH 1860/0, CBW [MHz]: 20, RB_100PCT, Mod: BPSK

READ SA SETTINGS:

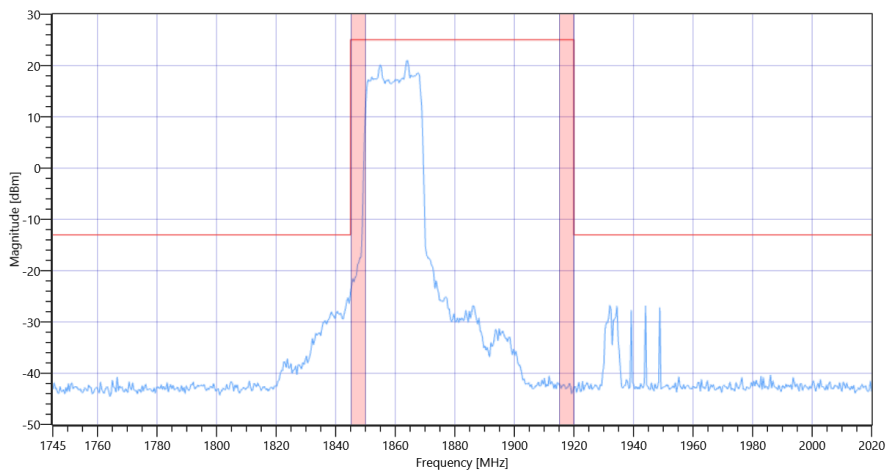
RefLevel [dBm] RefLevelOffset [dB] InpAtt [dB]	10.03 0 30
Start [MHz] Stop [MHz]	1.000 401.000
RBW [MHz] VBW [MHz]	1.000000 3.000000
Detector TraceMode	POS MAXH
Sweep: Time [ms] Count Points per Section Type	1600 1 1001 SWE

RESULT Test freq: low, UL[MHz]/CH 1860/0, CBW [MHz]: 20, RB_100PCT, Mod: BPSK

Test Description	Lower Limit	Upper Limit	Measured	Unit	Verdict
Peaks higher limit	---	0	0	no	PASS



FCC, ISED # TX Emissions conducted ~ NR Band_25 Ant-1 SCS-15 1860 MHz



FCC, ISED # TX Emissions conducted ~ NR Band_25 Ant-1 SCS-15 1860

General verdict

PASS

FCC, ISED # TX Emissions conducted ~ NR Band_25 Ant-1 SCS-15

Test References	
TC Start	13.07.2022 17:25:19
Ambit Temp [°C] Humidity [rel%]	28.2 35
System Version	3.2.0.2
Test Specification	FCC, ISED -
Test Method	
TC Version	0.0.1
My Description	FCC/ISED MobileRadio TX Emissions conducted - NR Band_25
Add. Information	

Test Parameter	
Technology to test	NR
Band	Band_25
SCS [kHz]	15
Waveform	DFTOFDM
Antenna Port used	1
Temperature	nom
Voltage	nom
Frequency low to test	True
Frequency mid to test	False
Frequency high to test	False
Auto Control enabled Power Supply Climatic Box	No No
Additional Path Loss [dB]	0
Switched Path	None

Test Equipment	
Signal analyzer,Rohde&Schwarz,FSV-40,1307.9002K40/101042,3.70	

Test at BW [MHz]: 15

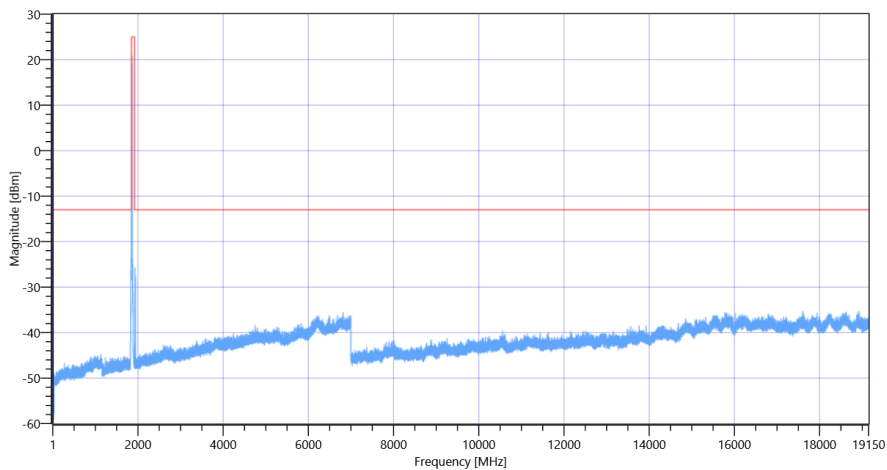
Test freq: low, UL[MHz]/CH 1857.5/0, CBW [MHz]: 15, RB_100PCT, Mod: BPSK

READ SA SETTINGS:

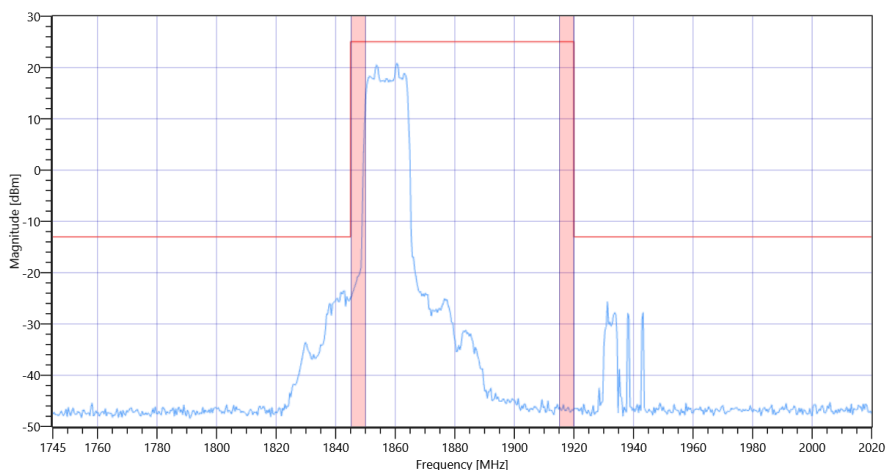
RefLevel [dBm] RefLevelOffset [dB] InpAtt [dB]	9.21 0 25
Start [MHz] Stop [MHz]	1.000 401.000
RBW [MHz] VBW [MHz]	1.000000 3.000000
Detector TraceMode	POS MAXH
Sweep: Time [ms] Count Points per Section Type	1600 1 1001 SWE

RESULT Test freq: low, UL[MHz]/CH 1857.5/0, CBW [MHz]: 15, RB_100PCT, Mod: BPSK

Test Description	Lower Limit	Upper Limit	Measured	Unit	Verdict
Peaks higher limit	---	0	0	no	PASS



FCC, ISED # TX Emissions conducted ~ NR Band_25 Ant-1 SCS-15 1857.5 MHz



FCC, ISED # TX Emissions conducted ~ NR Band_25 Ant-1 SCS-15 1857.5

General verdict

PASS

FCC, ISED # TX Emissions conducted ~ NR Band_25 Ant-1 SCS-15

Test References	
TC Start	13.07.2022 17:11:48
Ambit Temp [°C] Humidity [rel%]	28.3 36
System Version	3.2.0.2
Test Specification	FCC, ISED -
Test Method	
TC Version	0.0.1
My Description	FCC/ISED MobileRadio TX Emissions conducted - NR Band_25
Add. Information	

Test Parameter	
Technology to test	NR
Band	Band_25
SCS [kHz]	15
Waveform	DFTOFDM
Antenna Port used	1
Temperature	nom
Voltage	nom
Frequency low to test	True
Frequency mid to test	False
Frequency high to test	False
Auto Control enabled Power Supply Climatic Box	No No
Additional Path Loss [dB]	0
Switched Path	None

Test Equipment	
Signal analyzer,Rohde&Schwarz,FSV-40,1307.9002K40/101042,3.70	

Test at BW [MHz]: 10

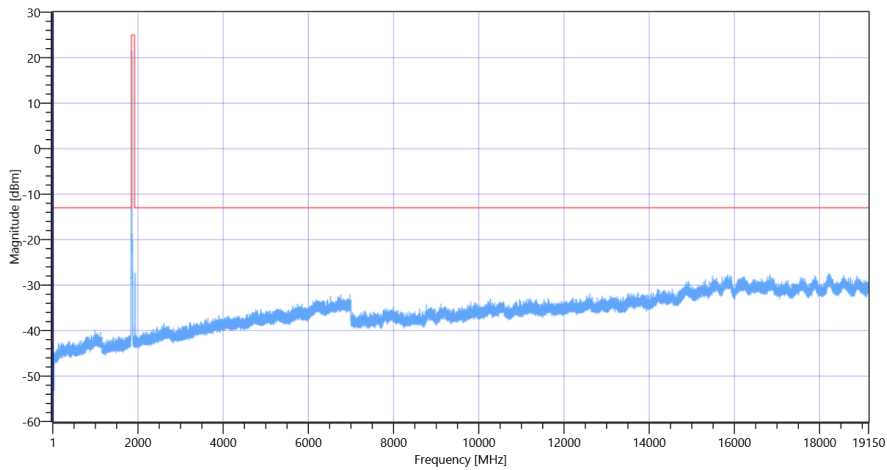
Test freq: low, UL[MHz]/CH 1855/0, CBW [MHz]: 10, RB_100PCT, Mod: BPSK

READ SA SETTINGS:

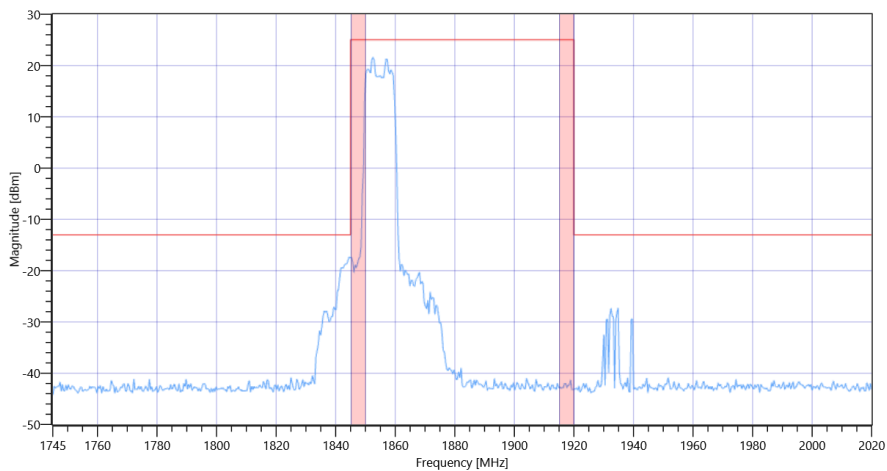
RefLevel [dBm] RefLevelOffset [dB] InpAtt [dB]	10.49 0 30
Start [MHz] Stop [MHz]	1.000 401.000
RBW [MHz] VBW [MHz]	1.000000 3.000000
Detector TraceMode	POS MAXH
Sweep: Time [ms] Count Points per Section Type	1600 1 1001 SWE

RESULT Test freq: low, UL[MHz]/CH 1855/0, CBW [MHz]: 10, RB_100PCT, Mod: BPSK

Test Description	Lower Limit	Upper Limit	Measured	Unit	Verdict
Peaks higher limit	---	0	0	no	PASS



FCC, ISED # TX Emissions conducted ~ NR Band_25 Ant-1 SCS-15 1855 MHz



FCC, ISED # TX Emissions conducted ~ NR Band_25 Ant-1 SCS-15 1855

General verdict

PASS

FCC, ISED # TX Emissions conducted ~ NR Band_25 Ant-1 SCS-15

Test References	
TC Start	13.07.2022 17:03:29
Ambit Temp [°C] Humidity [rel%]	28.3 36
System Version	3.2.0.2
Test Specification	FCC, ISED -
Test Method	
TC Version	0.0.1
My Description	FCC/ISED MobileRadio TX Emissions conducted - NR Band_25
Add. Information	

Test Parameter	
Technology to test	NR
Band	Band_25
SCS [kHz]	15
Waveform	DFTOFDM
Antenna Port used	1
Temperature	nom
Voltage	nom
Frequency low to test	True
Frequency mid to test	False
Frequency high to test	False
Auto Control enabled Power Supply Climatic Box	No No
Additional Path Loss [dB]	0
Switched Path	None

Test Equipment	
Signal analyzer,Rohde&Schwarz,FSV-40,1307.9002K40/101042,3.70	

Test at BW [MHz]: 5

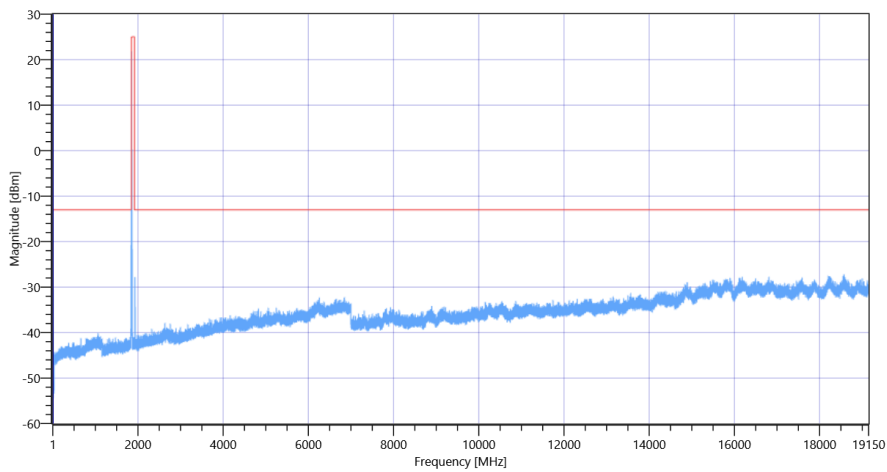
Test freq: low, UL[MHz]/CH 1852.5/0, CBW [MHz]: 5, RB_100PCT, Mod: BPSK

READ SA SETTINGS:

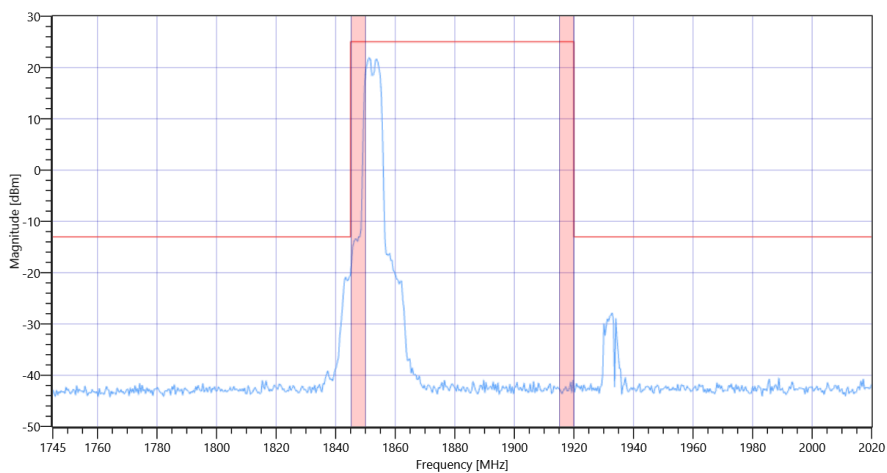
RefLevel [dBm] RefLevelOffset [dB] InpAtt [dB]	10.92 0 30
Start [MHz] Stop [MHz]	1.000 401.000
RBW [MHz] VBW [MHz]	1.000000 3.000000
Detector TraceMode	POS MAXH
Sweep: Time [ms] Count Points per Section Type	1600 1 1001 SWE

RESULT Test freq: low, UL[MHz]/CH 1852.5/0, CBW [MHz]: 5, RB_100PCT, Mod: BPSK

Test Description	Lower Limit	Upper Limit	Measured	Unit	Verdict
Peaks higher limit	---	0	0	no	PASS



FCC, ISED # TX Emissions conducted ~ NR Band_25 Ant-1 SCS-15 1852.5 MHz



FCC, ISED # TX Emissions conducted ~ NR Band_25 Ant-1 SCS-15 1852.5

General verdict

PASS

FCC, ISED # TX Emissions conducted ~ NR Band_25 Ant-1 SCS-15

Test References	
TC Start	13.07.2022 16:30:26
Ambit Temp [°C] Humidity [rel%]	28.4 35
System Version	3.2.0.2
Test Specification	FCC, ISED -
Test Method	
TC Version	0.0.1
My Description	FCC/ISED MobileRadio TX Emissions conducted - NR Band_25
Add. Information	

Test Parameter	
Technology to test	NR
Band	Band_25
SCS [kHz]	15
Waveform	DFTOFDM
Antenna Port used	1
Temperature	nom
Voltage	nom
Frequency low to test	False
Frequency mid to test	False
Frequency high to test	True
Auto Control enabled Power Supply Climatic Box	No No
Additional Path Loss [dB]	0
Switched Path	None

Test Equipment	
Signal analyzer,Rohde&Schwarz,FSV-40,1307.9002K40/101042,3.70	

Test at BW [MHz]: 5

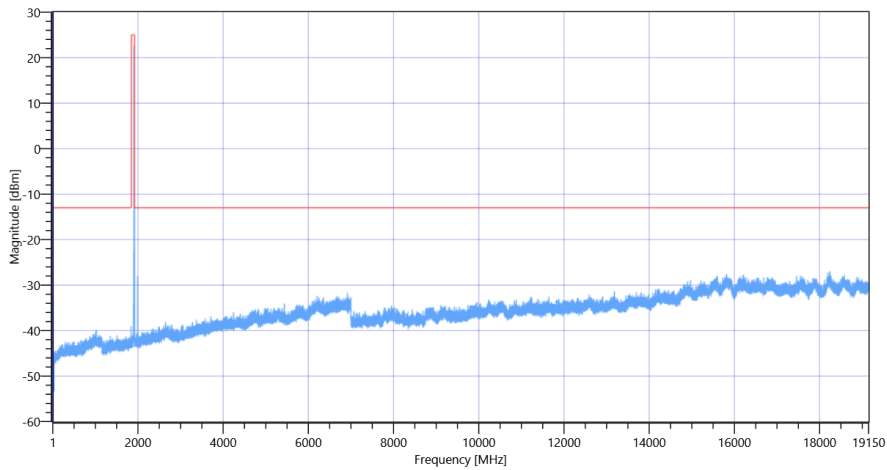
Test freq: high, UL[MHz]/CH 1912.5/0, CBW [MHz]: 5, RB_100PCT, Mod: QPSK

READ SA SETTINGS:

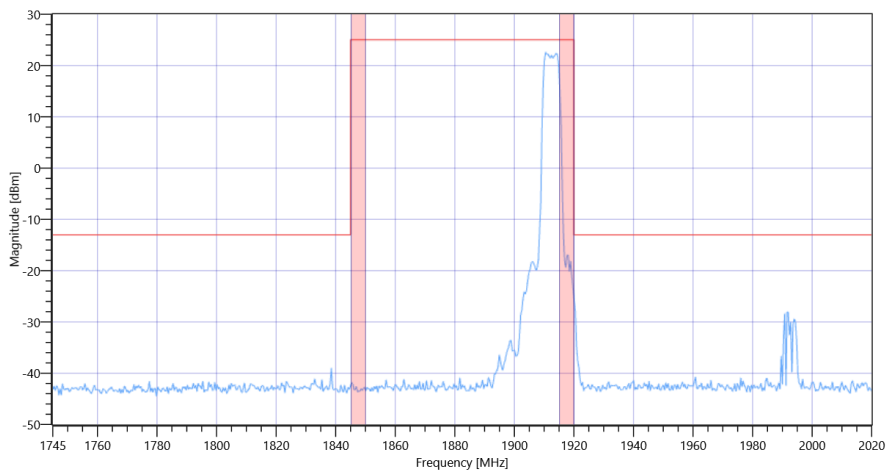
RefLevel [dBm] RefLevelOffset [dB] InpAtt [dB]	11.38 0 30
Start [MHz] Stop [MHz]	1.000 401.000
RBW [MHz] VBW [MHz]	1.000000 3.000000
Detector TraceMode	POS MAXH
Sweep: Time [ms] Count Points per Section Type	1600 1 1001 SWE

RESULT Test freq: high, UL[MHz]/CH 1912.5/0, CBW [MHz]: 5, RB_100PCT, Mod: QPSK

Test Description	Lower Limit	Upper Limit	Measured	Unit	Verdict
Peaks higher limit	---	0	0	no	PASS



FCC, ISED # TX Emissions conducted ~ NR Band_25 Ant-1 SCS-15 1912.5 MHz



FCC, ISED # TX Emissions conducted ~ NR Band_25 Ant-1 SCS-15 1912.5

Test freq: high, UL[MHz]/CH 1912.5/0, CBW [MHz]: 5, RB_100PCT, Mod: 16QAM

READ SA SETTINGS:

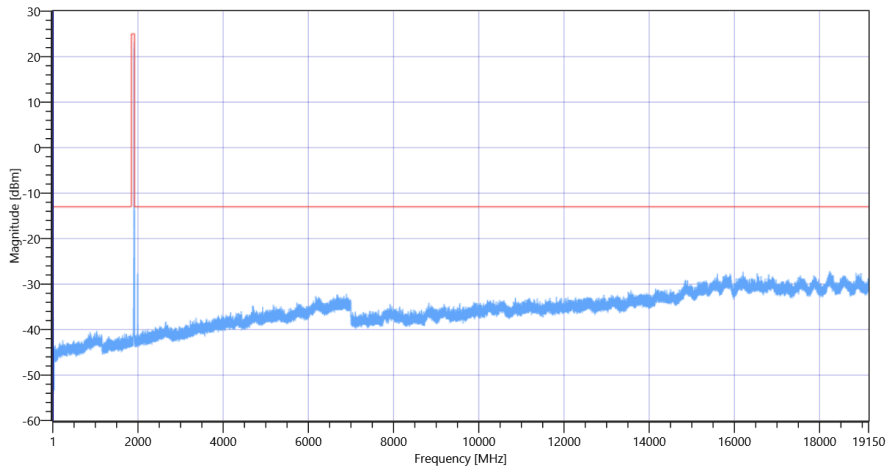
RefLevel [dBm] RefLevelOffset [dB] InpAtt [dB]	11.52 0 30
Start [MHz] Stop [MHz]	1.000 401.000
RBW [MHz] VBW [MHz]	1.000000 3.000000

READ SA SETTINGS:

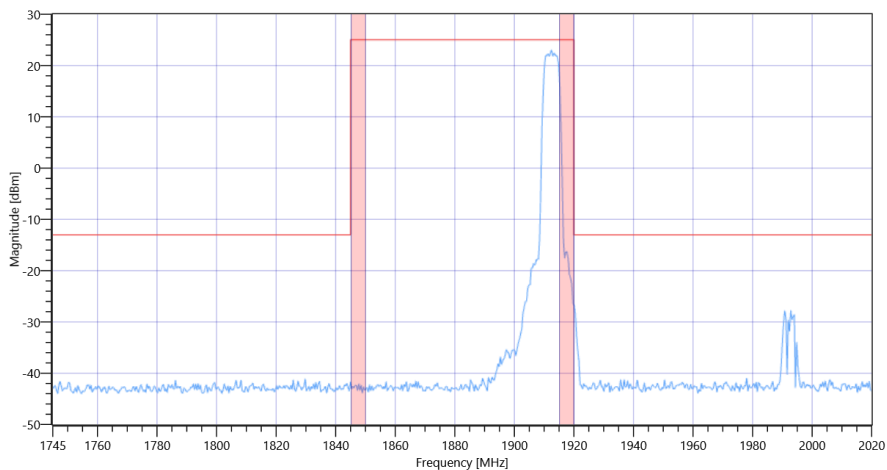
Detector | TraceMode POS | MAXH
Sweep: Time [ms] | Count | Points per Section | Type 1600 | 1 | 1001 | SWE

RESULT Test freq: high, UL[MHz]/CH 1912.5/0, CBW [MHz]: 5, RB_100PCT, Mod: 16QAM

Test Description	Lower Limit	Upper Limit	Measured	Unit	Verdict
Peaks higher limit	---	0	0	no	PASS



FCC, ISED # TX Emissions conducted ~ NR Band_25 Ant-1 SCS-15 1912.5 MHz



FCC, ISED # TX Emissions conducted ~ NR Band_25 Ant-1 SCS-15 1912.5

Test freq: high, UL[MHz]/CH 1912.5/0, CBW [MHz]: 5, RB_100PCT, Mod: 64QAM

READ SA SETTINGS:

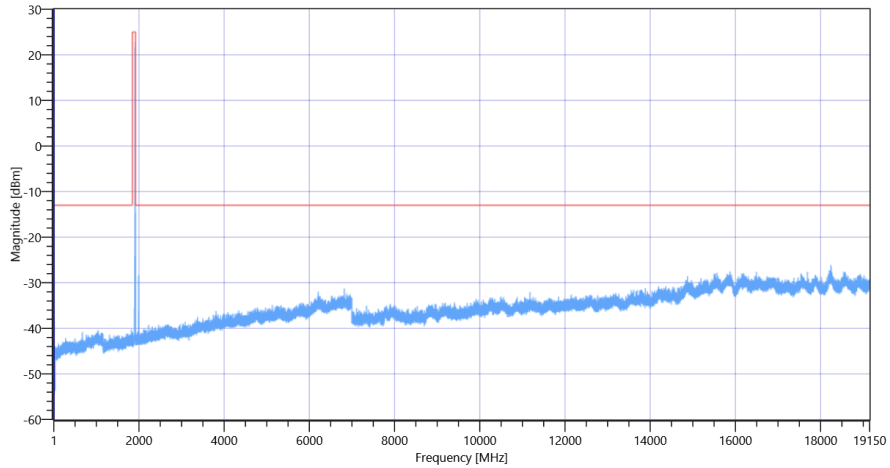
RefLevel [dBm] | RefLevelOffset [dB] | InpAtt [dB] 11.25 | 0 | 30
Start [MHz] | Stop [MHz] 1.000 | 401.000
RBW [MHz] | VBW [MHz] 1.000000 | 3.000000
Detector | TraceMode POS | MAXH
Sweep: Time [ms] | Count | Points per Section | Type 1600 | 1 | 1001 | SWE

RESULT Test freq: high, UL[MHz]/CH 1912.5/0, CBW [MHz]: 5, RB_100PCT, Mod: 64QAM

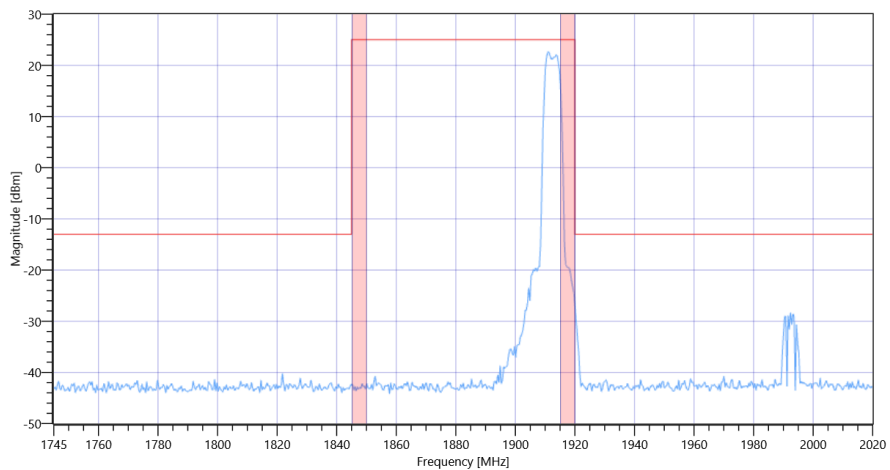
Test Description	Lower Limit	Upper Limit	Measured	Unit	Verdict
------------------	-------------	-------------	----------	------	---------

RESULT Test freq: high, UL[MHz]/CH 1912.5/0, CBW [MHz]: 5, RB_100PCT, Mod: 64QAM

Test Description	Lower Limit	Upper Limit	Measured	Unit	Verdict
Peaks higher limit	---	0	0	no	PASS



FCC, ISED # TX Emissions conducted ~ NR Band_25 Ant-1 SCS-15 1912.5 MHz



FCC, ISED # TX Emissions conducted ~ NR Band_25 Ant-1 SCS-15 1912.5

General verdict

PASS

FCC, ISED # TX Emissions conducted ~ NR Band_25 Ant-1 SCS-15

Test References	
TC Start	13.07.2022 16:20:06
Ambit Temp [°C] Humidity [rel%]	28.4 35
System Version	3.2.0.2
Test Specification	FCC, ISED -
Test Method	
TC Version	0.0.1
My Description	FCC/ISED MobileRadio TX Emissions conducted - NR Band_25
Add. Information	

Test Parameter	
Technology to test	NR
Band	Band_25
SCS [kHz]	15
Waveform	DFTOFDM
Antenna Port used	1
Temperature	nom
Voltage	nom
Frequency low to test	False
Frequency mid to test	False
Frequency high to test	True
Auto Control enabled Power Supply Climatic Box	No No
Additional Path Loss [dB]	0
Switched Path	None

Test Equipment	
Signal analyzer,Rohde&Schwarz,FSV-40,1307.9002K40/101042,3.70	

Test at BW [MHz]: 20

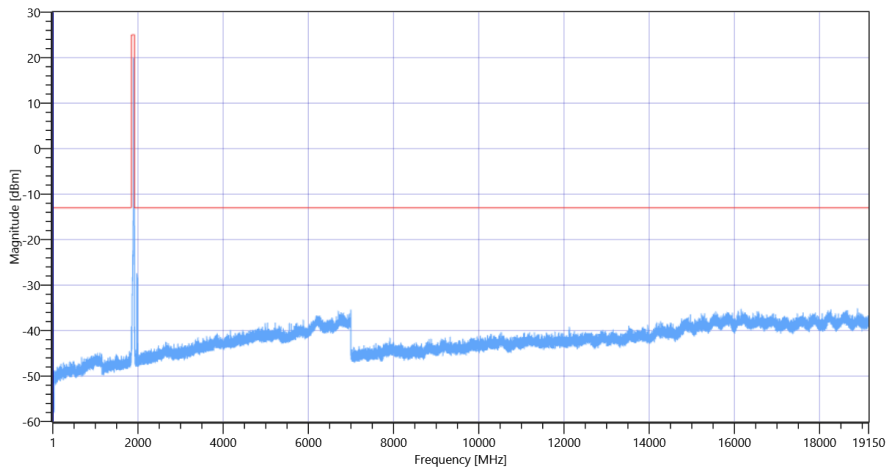
Test freq: high, UL[MHz]/CH 1905/0, CBW [MHz]: 20, RB_100PCT, Mod: QPSK

READ SA SETTINGS:

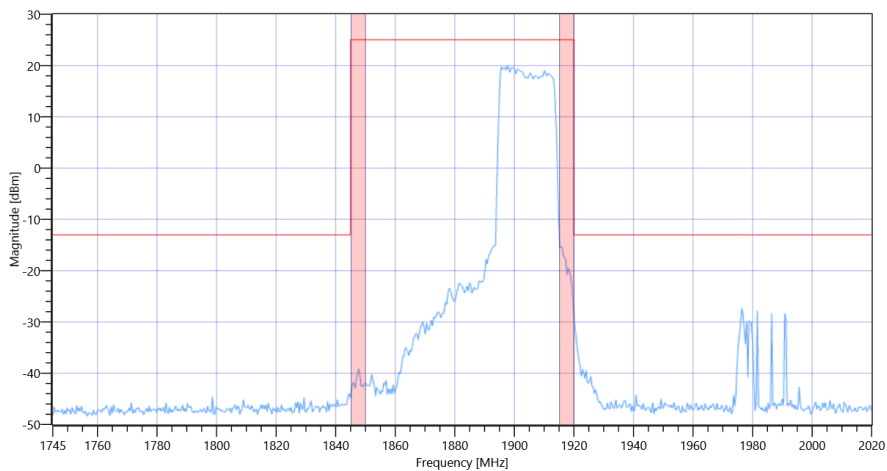
RefLevel [dBm] RefLevelOffset [dB] InpAtt [dB]	8.25 0 25
Start [MHz] Stop [MHz]	1.000 401.000
RBW [MHz] VBW [MHz]	1.000000 3.000000
Detector TraceMode	POS MAXH
Sweep: Time [ms] Count Points per Section Type	1600 1 1001 SWE

RESULT Test freq: high, UL[MHz]/CH 1905/0, CBW [MHz]: 20, RB_100PCT, Mod: QPSK

Test Description	Lower Limit	Upper Limit	Measured	Unit	Verdict
Peaks higher limit	---	0	0	no	PASS



FCC, ISED # TX Emissions conducted ~ NR Band_25 Ant-1 SCS-15 1905 MHz



FCC, ISED # TX Emissions conducted ~ NR Band_25 Ant-1 SCS-15 1905

Test freq: high, UL[MHz]/CH 1905/0, CBW [MHz]: 20, RB_100PCT, Mod: 16QAM

READ SA SETTINGS:

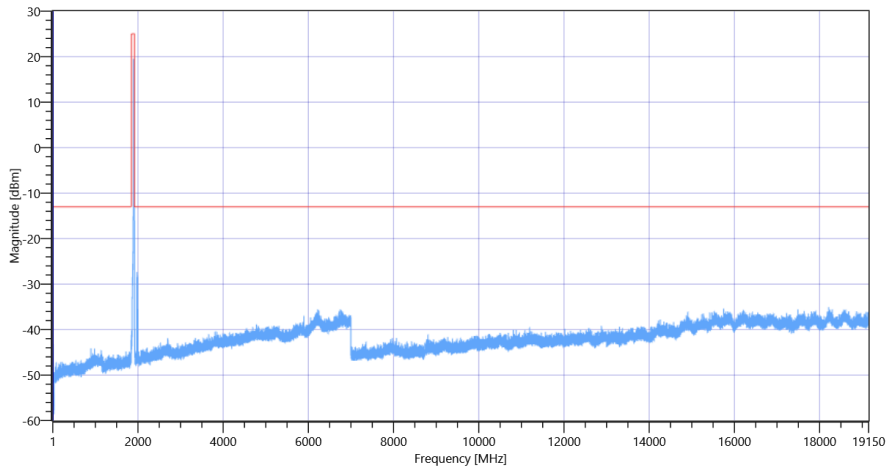
RefLevel [dBm] RefLevelOffset [dB] InpAtt [dB]	8.01 0 25
Start [MHz] Stop [MHz]	1.000 401.000
RBW [MHz] VBW [MHz]	1.000000 3.000000

READ SA SETTINGS:

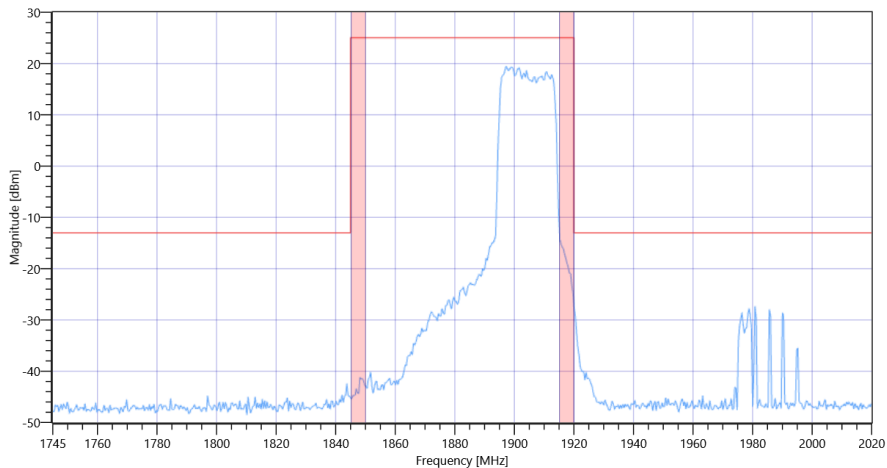
Detector | TraceMode POS | MAXH
Sweep: Time [ms] | Count | Points per Section | Type 1600 | 1 | 1001 | SWE

RESULT Test freq: high, UL[MHz]/CH 1905/0, CBW [MHz]: 20, RB_100PCT, Mod: 16QAM

Test Description	Lower Limit	Upper Limit	Measured	Unit	Verdict
Peaks higher limit	---	0	0	no	PASS



FCC, ISED # TX Emissions conducted ~ NR Band_25 Ant-1 SCS-15 1905 MHz



FCC, ISED # TX Emissions conducted ~ NR Band_25 Ant-1 SCS-15 1905

Test freq: high, UL[MHz]/CH 1905/0, CBW [MHz]: 20, RB_100PCT, Mod: 64QAM

READ SA SETTINGS:

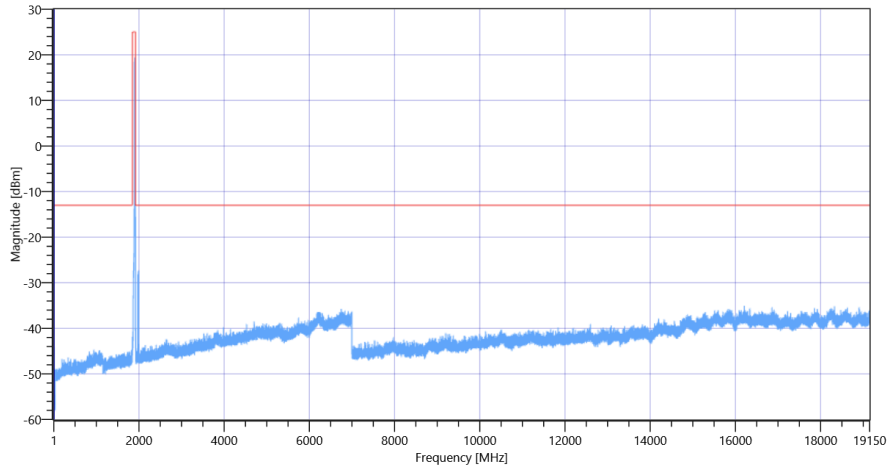
RefLevel [dBm] | RefLevelOffset [dB] | InpAtt [dB] 8.02 | 0 | 25
Start [MHz] | Stop [MHz] 1.000 | 401.000
RBW [MHz] | VBW [MHz] 1.000000 | 3.000000
Detector | TraceMode POS | MAXH
Sweep: Time [ms] | Count | Points per Section | Type 1600 | 1 | 1001 | SWE

RESULT Test freq: high, UL[MHz]/CH 1905/0, CBW [MHz]: 20, RB_100PCT, Mod: 64QAM

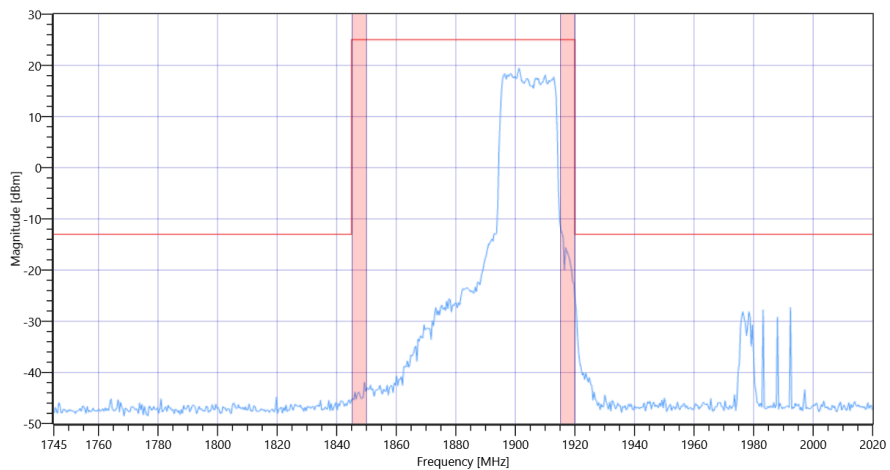
Test Description	Lower Limit	Upper Limit	Measured	Unit	Verdict
------------------	-------------	-------------	----------	------	---------

RESULT Test freq: high, UL[MHz]/CH 1905/0, CBW [MHz]: 20, RB_100PCT, Mod: 64QAM

Test Description	Lower Limit	Upper Limit	Measured	Unit	Verdict
Peaks higher limit	---	0	0	no	PASS



FCC, ISED # TX Emissions conducted ~ NR Band_25 Ant-1 SCS-15 1905 MHz



FCC, ISED # TX Emissions conducted ~ NR Band_25 Ant-1 SCS-15 1905

General verdict

PASS

FCC, ISED # TX Emissions conducted ~ NR Band_25 Ant-1 SCS-15

Test References	
TC Start	13.07.2022 16:10:50
Ambit Temp [°C] Humidity [rel%]	28.4 35
System Version	3.2.0.2
Test Specification	FCC, ISED -
Test Method	
TC Version	0.0.1
My Description	FCC/ISED MobileRadio TX Emissions conducted - NR Band_25
Add. Information	

Test Parameter	
Technology to test	NR
Band	Band_25
SCS [kHz]	15
Waveform	DFTOFDM
Antenna Port used	1
Temperature	nom
Voltage	nom
Frequency low to test	False
Frequency mid to test	False
Frequency high to test	True
Auto Control enabled Power Supply Climatic Box	No No
Additional Path Loss [dB]	0
Switched Path	None

Test Equipment	
Signal analyzer,Rohde&Schwarz,FSV-40,1307.9002K40/101042,3.70	

Test at BW [MHz]: 15

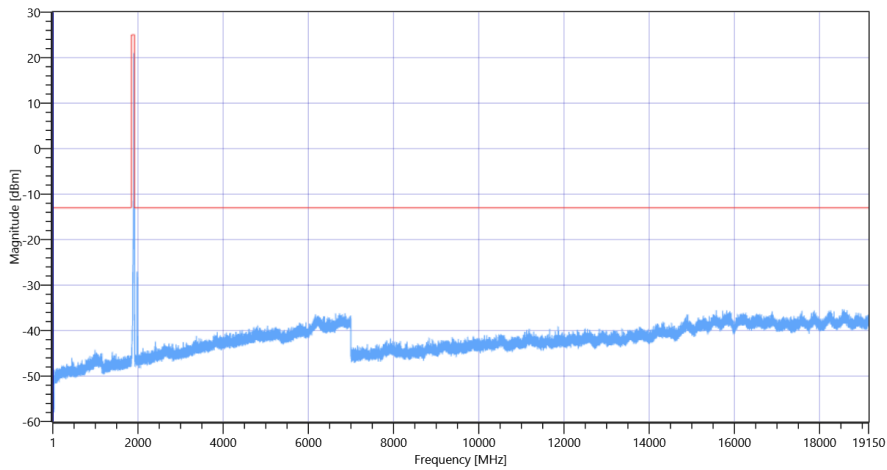
Test freq: high, UL[MHz]/CH 1907.5/0, CBW [MHz]: 15, RB_100PCT, Mod: QPSK

READ SA SETTINGS:

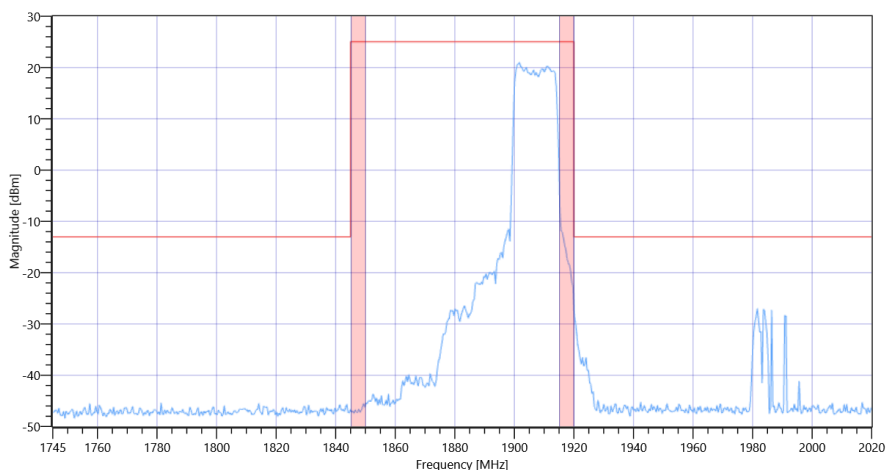
RefLevel [dBm] RefLevelOffset [dB] InpAtt [dB]	9.04 0 25
Start [MHz] Stop [MHz]	1.000 401.000
RBW [MHz] VBW [MHz]	1.000000 3.000000
Detector TraceMode	POS MAXH
Sweep: Time [ms] Count Points per Section Type	1600 1 1001 SWE

RESULT Test freq: high, UL[MHz]/CH 1907.5/0, CBW [MHz]: 15, RB_100PCT, Mod: QPSK

Test Description	Lower Limit	Upper Limit	Measured	Unit	Verdict
Peaks higher limit	---	0	0	no	PASS



FCC, ISED # TX Emissions conducted ~ NR Band_25 Ant-1 SCS-15 1907.5 MHz



FCC, ISED # TX Emissions conducted ~ NR Band_25 Ant-1 SCS-15 1907.5

Test freq: high, UL[MHz]/CH 1907.5/0, CBW [MHz]: 15, RB_100PCT, Mod: 16QAM

READ SA SETTINGS:

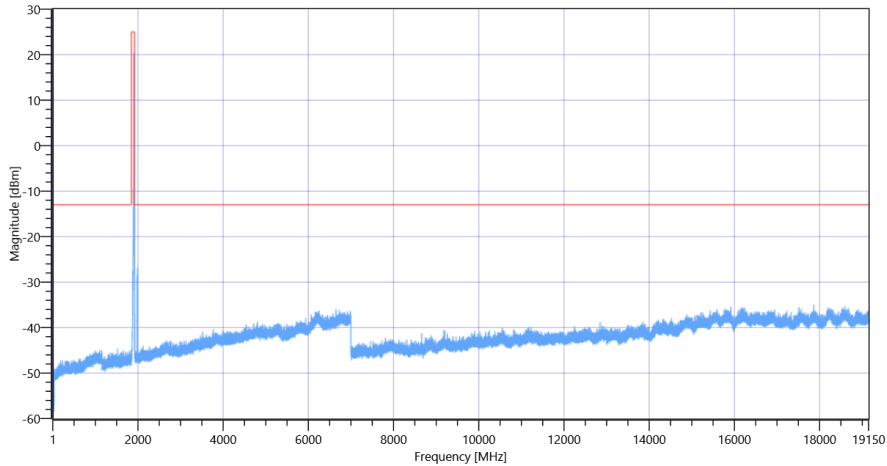
RefLevel [dBm] RefLevelOffset [dB] InpAtt [dB]	9.34 0 25
Start [MHz] Stop [MHz]	1.000 401.000
RBW [MHz] VBW [MHz]	1.000000 3.000000

READ SA SETTINGS:

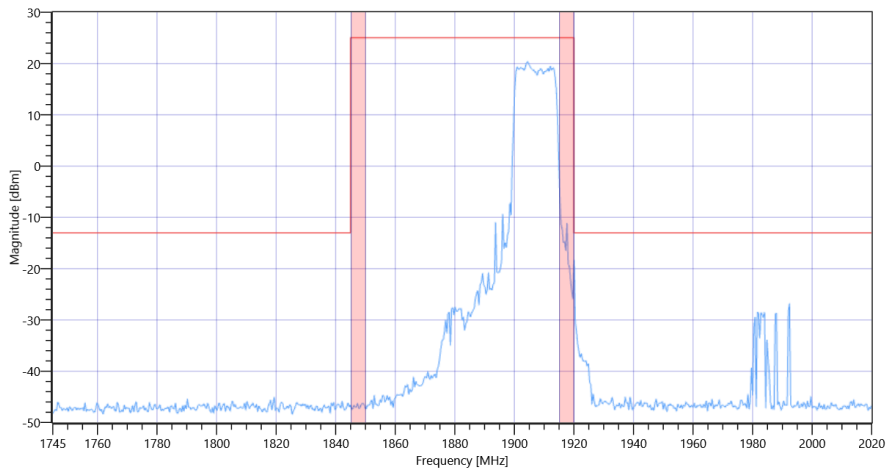
Detector | TraceMode POS | MAXH
Sweep: Time [ms] | Count | Points per Section | Type 1600 | 1 | 1001 | SWE

RESULT Test freq: high, UL[MHz]/CH 1907.5/0, CBW [MHz]: 15, RB_100PCT, Mod: 16QAM

Test Description	Lower Limit	Upper Limit	Measured	Unit	Verdict
Peaks higher limit	---	0	0	no	PASS



FCC, ISED # TX Emissions conducted ~ NR Band_25 Ant-1 SCS-15 1907.5 MHz



FCC, ISED # TX Emissions conducted ~ NR Band_25 Ant-1 SCS-15 1907.5

Test freq: high, UL[MHz]/CH 1907.5/0, CBW [MHz]: 15, RB_100PCT, Mod: 64QAM

READ SA SETTINGS:

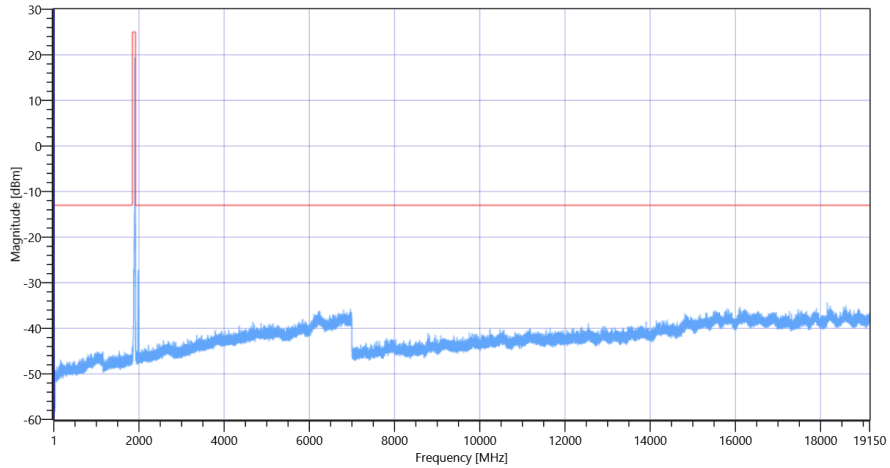
RefLevel [dBm] | RefLevelOffset [dB] | InpAtt [dB] 7.95 | 0 | 25
Start [MHz] | Stop [MHz] 1.000 | 401.000
RBW [MHz] | VBW [MHz] 1.000000 | 3.000000
Detector | TraceMode POS | MAXH
Sweep: Time [ms] | Count | Points per Section | Type 1600 | 1 | 1001 | SWE

RESULT Test freq: high, UL[MHz]/CH 1907.5/0, CBW [MHz]: 15, RB_100PCT, Mod: 64QAM

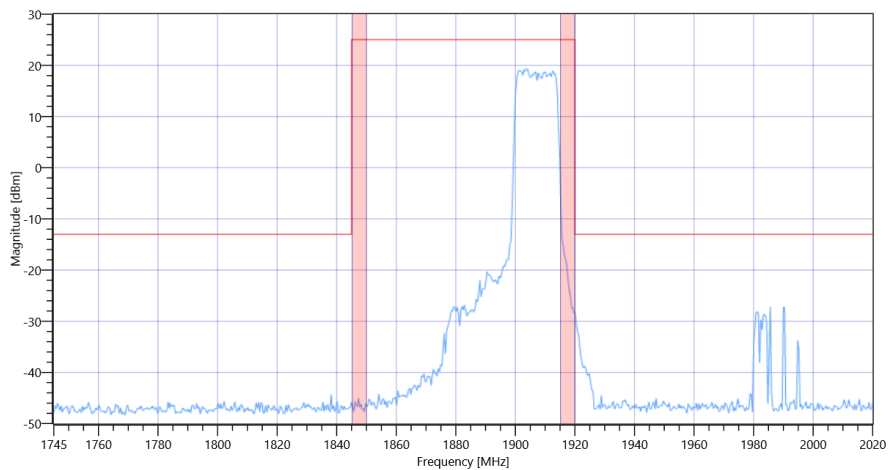
Test Description	Lower Limit	Upper Limit	Measured	Unit	Verdict
------------------	-------------	-------------	----------	------	---------

RESULT Test freq: high, UL[MHz]/CH 1907.5/0, CBW [MHz]: 15, RB_100PCT, Mod: 64QAM

Test Description	Lower Limit	Upper Limit	Measured	Unit	Verdict
Peaks higher limit	---	0	0	no	PASS



FCC, ISED # TX Emissions conducted ~ NR Band_25 Ant-1 SCS-15 1907.5 MHz



FCC, ISED # TX Emissions conducted ~ NR Band_25 Ant-1 SCS-15 1907.5

General verdict

PASS

FCC, ISED # TX Emissions conducted ~ NR Band_25 Ant-1 SCS-15

Test References	
TC Start	13.07.2022 15:30:40
Ambit Temp [°C] Humidity [rel%]	28.9 34
System Version	3.2.0.2
Test Specification	FCC, ISED -
Test Method	
TC Version	0.0.1
My Description	FCC/ISED MobileRadio TX Emissions conducted - NR Band_25
Add. Information	

Test Parameter	
Technology to test	NR
Band	Band_25
SCS [kHz]	15
Waveform	DFTOFDM
Antenna Port used	1
Temperature	nom
Voltage	nom
Frequency low to test	False
Frequency mid to test	False
Frequency high to test	True
Auto Control enabled Power Supply Climatic Box	No No
Additional Path Loss [dB]	0
Switched Path	None

Test Equipment	
Signal analyzer,Rohde&Schwarz,FSV-40,1307.9002K40/101042,3.70	

Test at BW [MHz]: 10

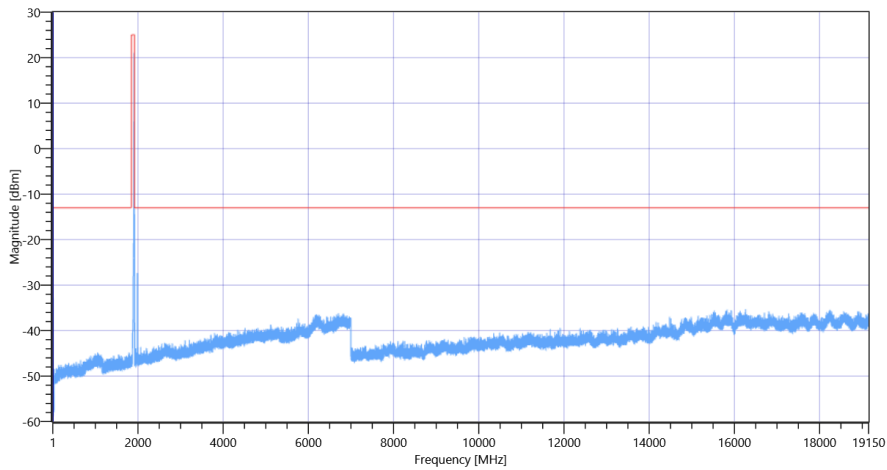
Test freq: high, UL[MHz]/CH 1910/0, CBW [MHz]: 10, RB_100PCT, Mod: QPSK

READ SA SETTINGS:

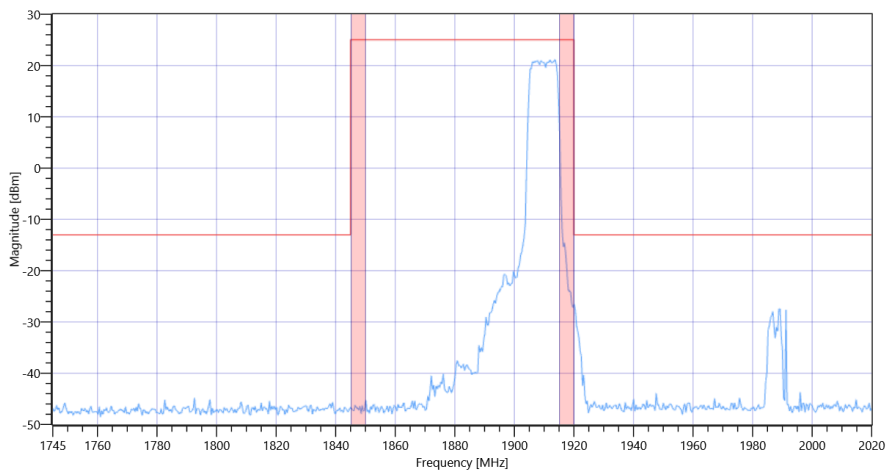
RefLevel [dBm] RefLevelOffset [dB] InpAtt [dB]	9.93 0 25
Start [MHz] Stop [MHz]	1.000 401.000
RBW [MHz] VBW [MHz]	1.000000 3.000000
Detector TraceMode	POS MAXH
Sweep: Time [ms] Count Points per Section Type	1600 1 1001 SWE

RESULT Test freq: high, UL[MHz]/CH 1910/0, CBW [MHz]: 10, RB_100PCT, Mod: QPSK

Test Description	Lower Limit	Upper Limit	Measured	Unit	Verdict
Peaks higher limit	---	0	0	no	PASS



FCC, ISED # TX Emissions conducted ~ NR Band_25 Ant-1 SCS-15 1910 MHz



FCC, ISED # TX Emissions conducted ~ NR Band_25 Ant-1 SCS-15 1910

Test freq: high, UL[MHz]/CH 1910/0, CBW [MHz]: 10, RB_100PCT, Mod: 16QAM

READ SA SETTINGS:

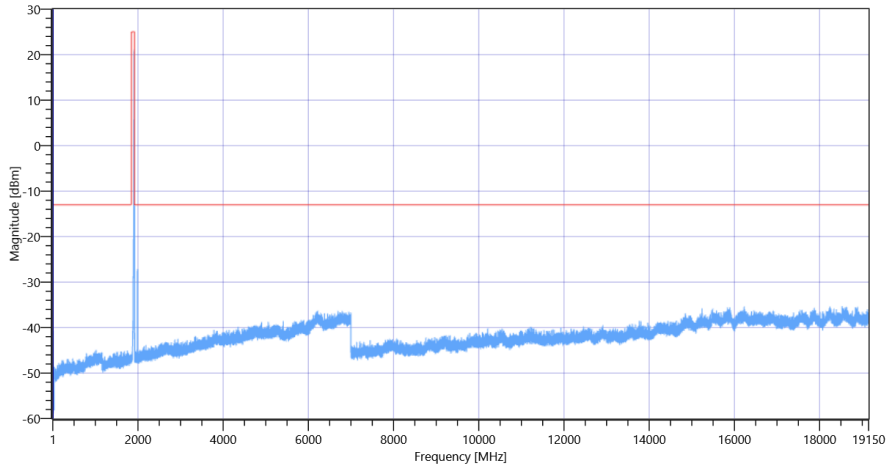
RefLevel [dBm] RefLevelOffset [dB] InpAtt [dB]	9.64 0 25
Start [MHz] Stop [MHz]	1.000 401.000
RBW [MHz] VBW [MHz]	1.000000 3.000000

READ SA SETTINGS:

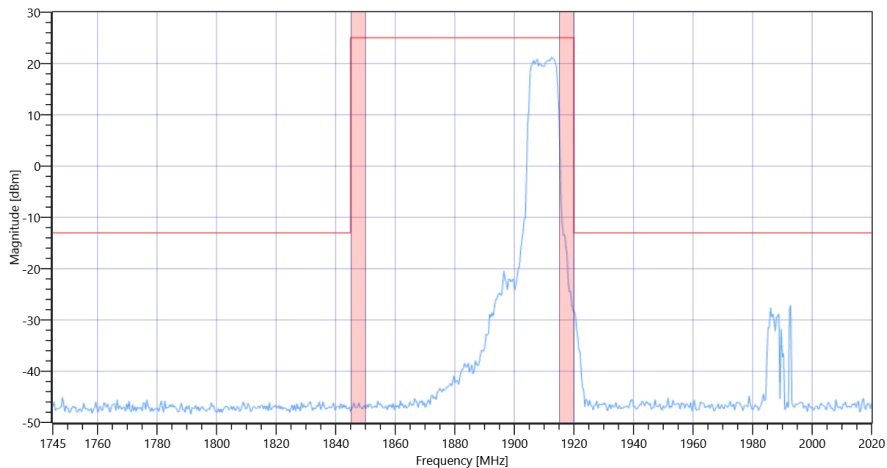
Detector | TraceMode POS | MAXH
Sweep: Time [ms] | Count | Points per Section | Type 1600 | 1 | 1001 | SWE

RESULT Test freq: high, UL[MHz]/CH 1910/0, CBW [MHz]: 10, RB_100PCT, Mod: 16QAM

Test Description	Lower Limit	Upper Limit	Measured	Unit	Verdict
Peaks higher limit	---	0	0	no	PASS



FCC, ISED # TX Emissions conducted ~ NR Band_25 Ant-1 SCS-15 1910 MHz



FCC, ISED # TX Emissions conducted ~ NR Band_25 Ant-1 SCS-15 1910

Test freq: high, UL[MHz]/CH 1910/0, CBW [MHz]: 10, RB_100PCT, Mod: 64QAM

READ SA SETTINGS:

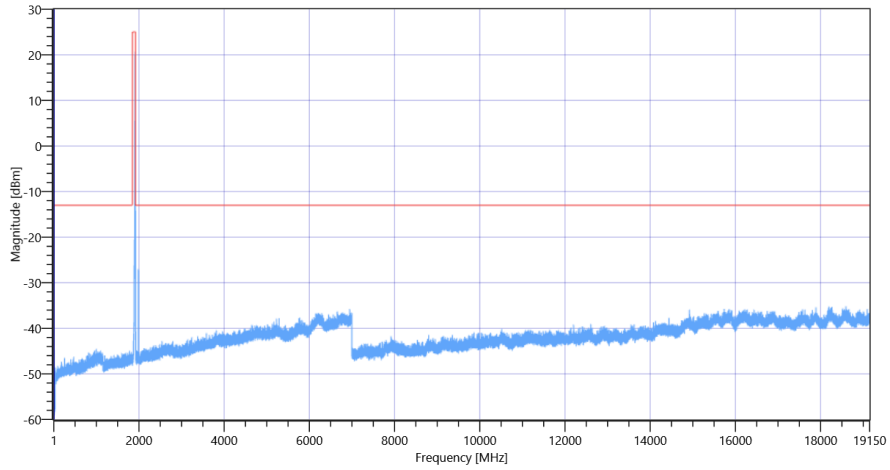
RefLevel [dBm] | RefLevelOffset [dB] | InpAtt [dB] 9.47 | 0 | 25
Start [MHz] | Stop [MHz] 1.000 | 401.000
RBW [MHz] | VBW [MHz] 1.000000 | 3.000000
Detector | TraceMode POS | MAXH
Sweep: Time [ms] | Count | Points per Section | Type 1600 | 1 | 1001 | SWE

RESULT Test freq: high, UL[MHz]/CH 1910/0, CBW [MHz]: 10, RB_100PCT, Mod: 64QAM

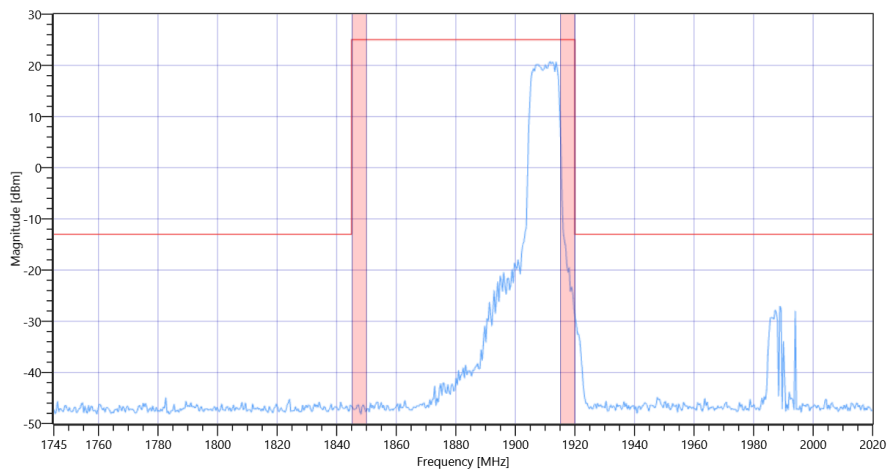
Test Description	Lower Limit	Upper Limit	Measured	Unit	Verdict
------------------	-------------	-------------	----------	------	---------

RESULT Test freq: high, UL[MHz]/CH 1910/0, CBW [MHz]: 10, RB_100PCT, Mod: 64QAM

Test Description	Lower Limit	Upper Limit	Measured	Unit	Verdict
Peaks higher limit	---	0	0	no	PASS



FCC, ISED # TX Emissions conducted ~ NR Band_25 Ant-1 SCS-15 1910 MHz



FCC, ISED # TX Emissions conducted ~ NR Band_25 Ant-1 SCS-15 1910

General verdict

PASS

FCC, ISED # TX Emissions conducted ~ NR Band_25 Ant-1 SCS-15

Test References	
TC Start	13.07.2022 15:21:31
Ambit Temp [°C] Humidity [rel%]	28.8 34
System Version	3.2.0.2
Test Specification	FCC, ISED -
Test Method	
TC Version	0.0.1
My Description	FCC/ISED MobileRadio TX Emissions conducted - NR Band_25
Add. Information	

Test Parameter	
Technology to test	NR
Band	Band_25
SCS [kHz]	15
Waveform	DFTOFDM
Antenna Port used	1
Temperature	nom
Voltage	nom
Frequency low to test	False
Frequency mid to test	True
Frequency high to test	False
Auto Control enabled Power Supply Climatic Box	No No
Additional Path Loss [dB]	0
Switched Path	None

Test Equipment	
Signal analyzer,Rohde&Schwarz,FSV-40,1307.9002K40/101042,3.70	

Test at BW [MHz]: 20

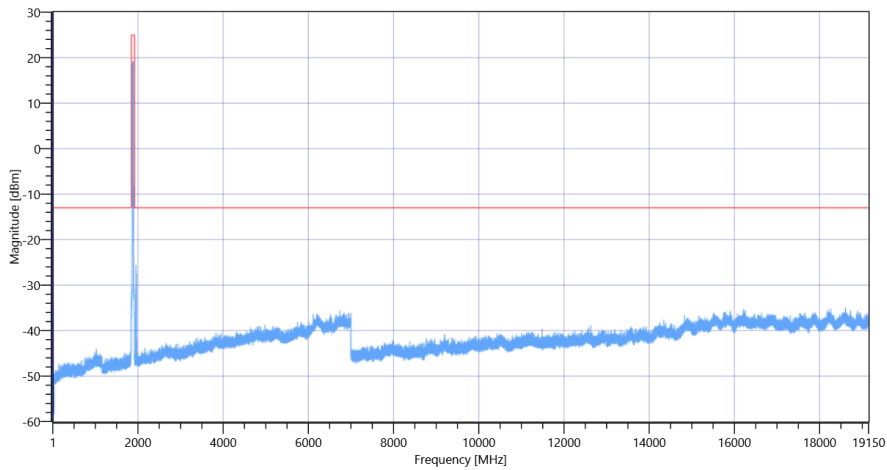
Test freq: mid, UL[MHz]/CH 1882.5/0, CBW [MHz]: 20, RB_100PCT, Mod: QPSK

READ SA SETTINGS:

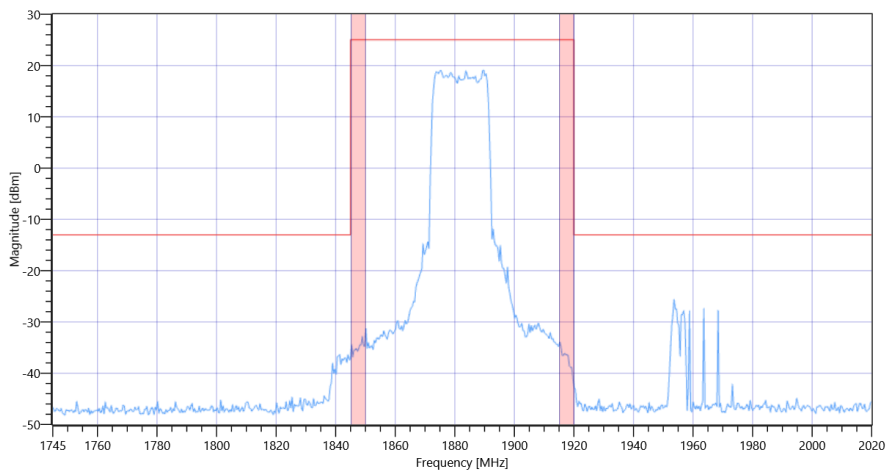
RefLevel [dBm] RefLevelOffset [dB] InpAtt [dB]	7.10 0 25
Start [MHz] Stop [MHz]	1.000 401.000
RBW [MHz] VBW [MHz]	1.000000 3.000000
Detector TraceMode	POS MAXH
Sweep: Time [ms] Count Points per Section Type	1600 1 1001 SWE

RESULT Test freq: mid, UL[MHz]/CH 1882.5/0, CBW [MHz]: 20, RB_100PCT, Mod: QPSK

Test Description	Lower Limit	Upper Limit	Measured	Unit	Verdict
Peaks higher limit	---	0	0	no	PASS



FCC, ISED # TX Emissions conducted ~ NR Band_25 Ant-1 SCS-15 1882.5 MHz



FCC, ISED # TX Emissions conducted ~ NR Band_25 Ant-1 SCS-15 1882.5

Test freq: mid, UL[MHz]/CH 1882.5/0, CBW [MHz]: 20, RB_100PCT, Mod: 16QAM

READ SA SETTINGS:

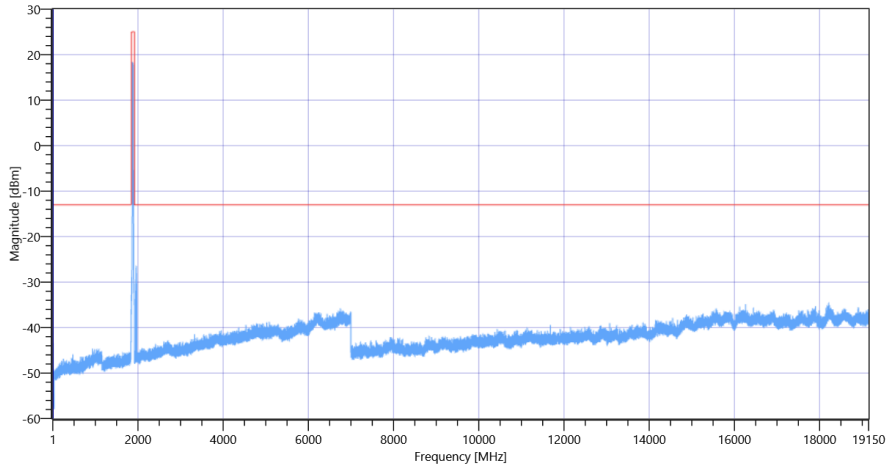
RefLevel [dBm] RefLevelOffset [dB] InpAtt [dB]	7.76 0 25
Start [MHz] Stop [MHz]	1.000 401.000
RBW [MHz] VBW [MHz]	1.000000 3.000000

READ SA SETTINGS:

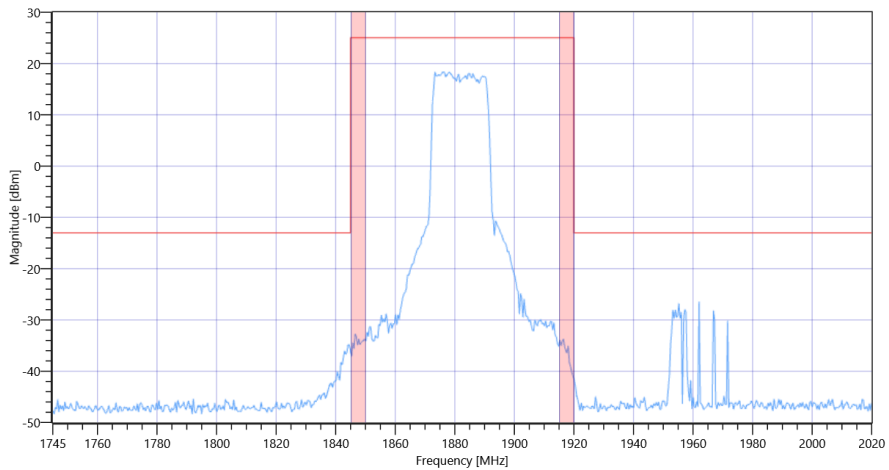
Detector | TraceMode POS | MAXH
Sweep: Time [ms] | Count | Points per Section | Type 1600 | 1 | 1001 | SWE

RESULT Test freq: mid, UL[MHz]/CH 1882.5/0, CBW [MHz]: 20, RB_100PCT, Mod: 16QAM

Test Description	Lower Limit	Upper Limit	Measured	Unit	Verdict
Peaks higher limit	---	0	0	no	PASS



FCC, ISED # TX Emissions conducted ~ NR Band_25 Ant-1 SCS-15 1882.5 MHz



FCC, ISED # TX Emissions conducted ~ NR Band_25 Ant-1 SCS-15 1882.5

Test freq: mid, UL[MHz]/CH 1882.5/0, CBW [MHz]: 20, RB_100PCT, Mod: 64QAM

READ SA SETTINGS:

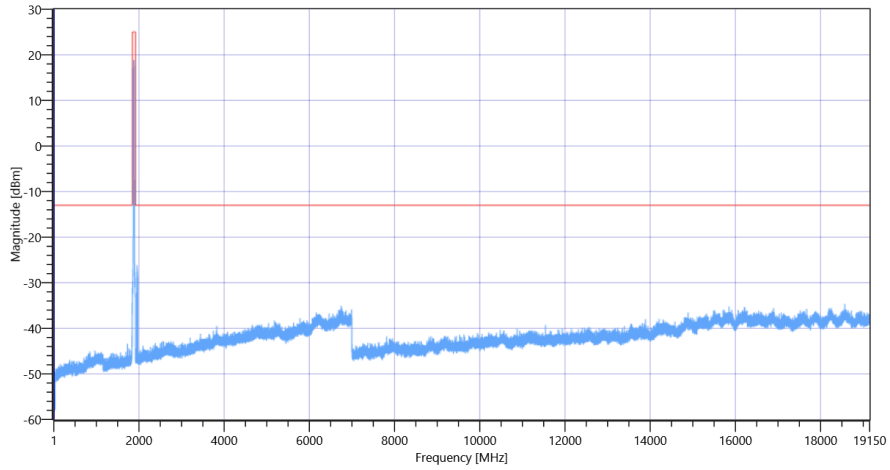
RefLevel [dBm] | RefLevelOffset [dB] | InpAtt [dB] 7.34 | 0 | 25
Start [MHz] | Stop [MHz] 1.000 | 401.000
RBW [MHz] | VBW [MHz] 1.000000 | 3.000000
Detector | TraceMode POS | MAXH
Sweep: Time [ms] | Count | Points per Section | Type 1600 | 1 | 1001 | SWE

RESULT Test freq: mid, UL[MHz]/CH 1882.5/0, CBW [MHz]: 20, RB_100PCT, Mod: 64QAM

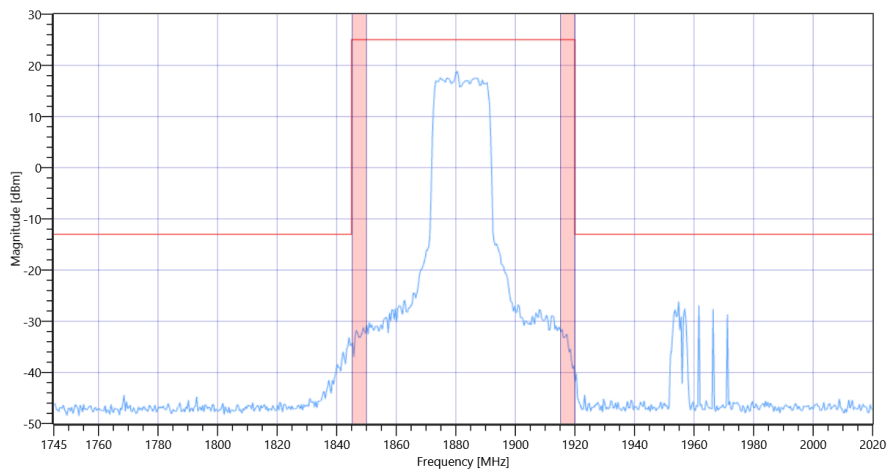
Test Description	Lower Limit	Upper Limit	Measured	Unit	Verdict
------------------	-------------	-------------	----------	------	---------

RESULT Test freq: mid, UL[MHz]/CH 1882.5/0, CBW [MHz]: 20, RB_100PCT, Mod: 64QAM

Test Description	Lower Limit	Upper Limit	Measured	Unit	Verdict
Peaks higher limit	---	0	0	no	PASS



FCC, ISED # TX Emissions conducted ~ NR Band_25 Ant-1 SCS-15 1882.5 MHz



FCC, ISED # TX Emissions conducted ~ NR Band_25 Ant-1 SCS-15 1882.5

General verdict

PASS

FCC, ISED # TX Emissions conducted ~ NR Band_25 Ant-1 SCS-15

Test References	
TC Start	13.07.2022 15:12:34
Ambit Temp [°C] Humidity [rel%]	28.7 35
System Version	3.2.0.2
Test Specification	FCC, ISED -
Test Method	
TC Version	0.0.1
My Description	FCC/ISED MobileRadio TX Emissions conducted - NR Band_25
Add. Information	

Test Parameter	
Technology to test	NR
Band	Band_25
SCS [kHz]	15
Waveform	DFTOFDM
Antenna Port used	1
Temperature	nom
Voltage	nom
Frequency low to test	False
Frequency mid to test	True
Frequency high to test	False
Auto Control enabled Power Supply Climatic Box	No No
Additional Path Loss [dB]	0
Switched Path	None

Test Equipment	
Signal analyzer,Rohde&Schwarz,FSV-40,1307.9002K40/101042,3.70	

Test at BW [MHz]: 15

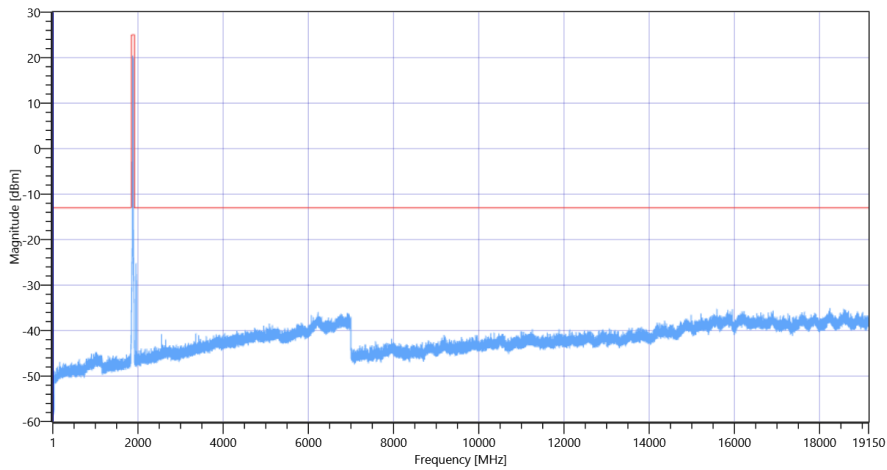
Test freq: mid, UL[MHz]/CH 1882.5/0, CBW [MHz]: 15, RB_100PCT, Mod: QPSK

READ SA SETTINGS:

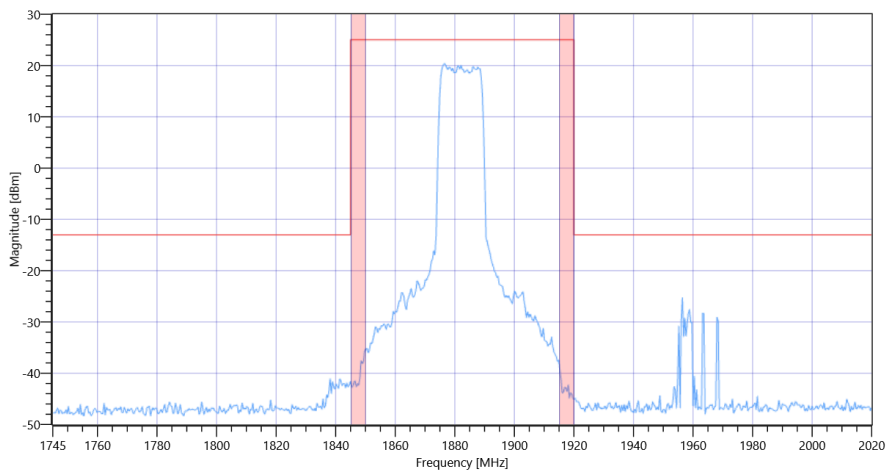
RefLevel [dBm] RefLevelOffset [dB] InpAtt [dB]	9.08 0 25
Start [MHz] Stop [MHz]	1.000 401.000
RBW [MHz] VBW [MHz]	1.000000 3.000000
Detector TraceMode	POS MAXH
Sweep: Time [ms] Count Points per Section Type	1600 1 1001 SWE

RESULT Test freq: mid, UL[MHz]/CH 1882.5/0, CBW [MHz]: 15, RB_100PCT, Mod: QPSK

Test Description	Lower Limit	Upper Limit	Measured	Unit	Verdict
Peaks higher limit	---	0	0	no	PASS



FCC, ISED # TX Emissions conducted ~ NR Band_25 Ant-1 SCS-15 1882.5 MHz



FCC, ISED # TX Emissions conducted ~ NR Band_25 Ant-1 SCS-15 1882.5

Test freq: mid, UL[MHz]/CH 1882.5/0, CBW [MHz]: 15, RB_100PCT, Mod: 16QAM

READ SA SETTINGS:

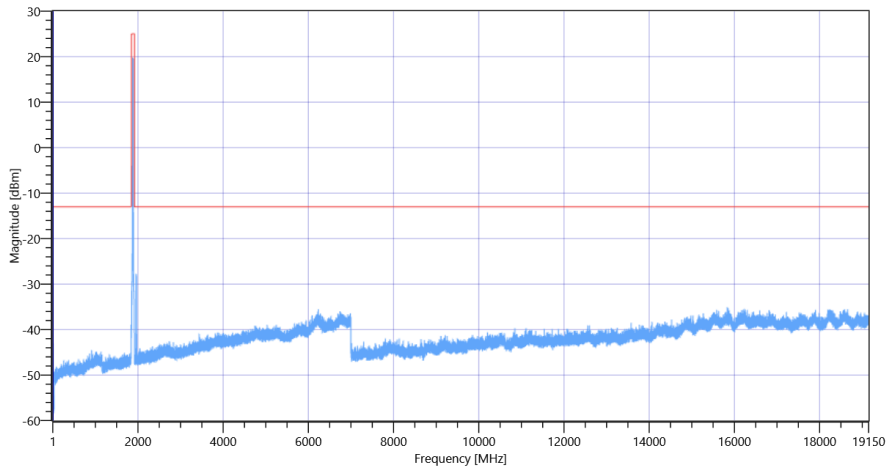
RefLevel [dBm] RefLevelOffset [dB] InpAtt [dB]	8.39 0 25
Start [MHz] Stop [MHz]	1.000 401.000
RBW [MHz] VBW [MHz]	1.000000 3.000000

READ SA SETTINGS:

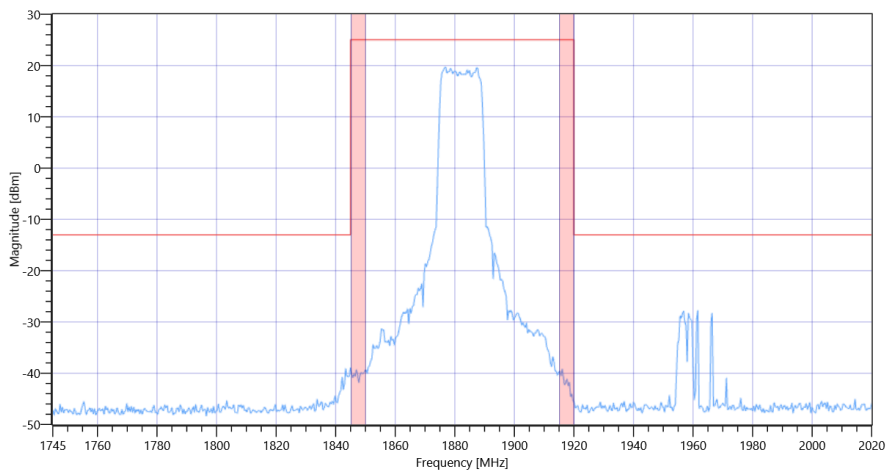
Detector | TraceMode POS | MAXH
Sweep: Time [ms] | Count | Points per Section | Type 1600 | 1 | 1001 | SWE

RESULT Test freq: mid, UL[MHz]/CH 1882.5/0, CBW [MHz]: 15, RB_100PCT, Mod: 16QAM

Test Description	Lower Limit	Upper Limit	Measured	Unit	Verdict
Peaks higher limit	---	0	0	no	PASS



FCC, ISED # TX Emissions conducted ~ NR Band_25 Ant-1 SCS-15 1882.5 MHz



FCC, ISED # TX Emissions conducted ~ NR Band_25 Ant-1 SCS-15 1882.5

Test freq: mid, UL[MHz]/CH 1882.5/0, CBW [MHz]: 15, RB_100PCT, Mod: 64QAM

READ SA SETTINGS:

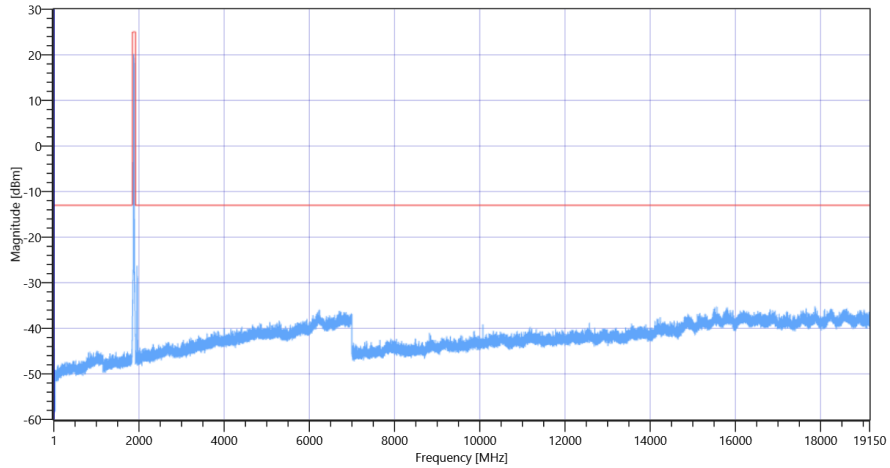
RefLevel [dBm] | RefLevelOffset [dB] | InpAtt [dB] 8.26 | 0 | 25
Start [MHz] | Stop [MHz] 1.000 | 401.000
RBW [MHz] | VBW [MHz] 1.000000 | 3.000000
Detector | TraceMode POS | MAXH
Sweep: Time [ms] | Count | Points per Section | Type 1600 | 1 | 1001 | SWE

RESULT Test freq: mid, UL[MHz]/CH 1882.5/0, CBW [MHz]: 15, RB_100PCT, Mod: 64QAM

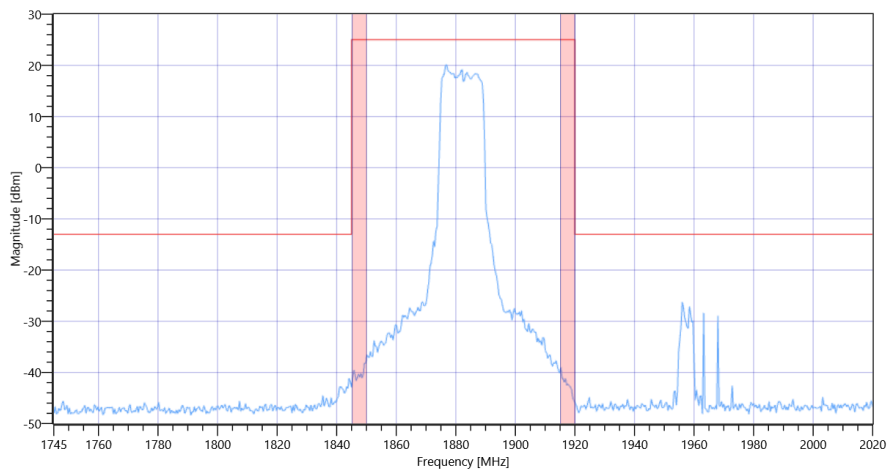
Test Description	Lower Limit	Upper Limit	Measured	Unit	Verdict
------------------	-------------	-------------	----------	------	---------

RESULT Test freq: mid, UL[MHz]/CH 1882.5/0, CBW [MHz]: 15, RB_100PCT, Mod: 64QAM

Test Description	Lower Limit	Upper Limit	Measured	Unit	Verdict
Peaks higher limit	---	0	0	no	PASS



FCC, ISED # TX Emissions conducted ~ NR Band_25 Ant-1 SCS-15 1882.5 MHz



FCC, ISED # TX Emissions conducted ~ NR Band_25 Ant-1 SCS-15 1882.5

General verdict

PASS

FCC, ISED # TX Emissions conducted ~ NR Band_25 Ant-1 SCS-15

Test References	
TC Start	13.07.2022 14:56:47
Ambit Temp [°C] Humidity [rel%]	27.9 36
System Version	3.2.0.2
Test Specification	FCC, ISED -
Test Method	
TC Version	0.0.1
My Description	FCC/ISED MobileRadio TX Emissions conducted - NR Band_25
Add. Information	

Test Parameter	
Technology to test	NR
Band	Band_25
SCS [kHz]	15
Waveform	DFTOFDM
Antenna Port used	1
Temperature	nom
Voltage	nom
Frequency low to test	False
Frequency mid to test	True
Frequency high to test	False
Auto Control enabled Power Supply Climatic Box	No No
Additional Path Loss [dB]	0
Switched Path	None

Test Equipment	
Signal analyzer,Rohde&Schwarz,FSV-40,1307.9002K40/101042,3.70	

Test at BW [MHz]: 10

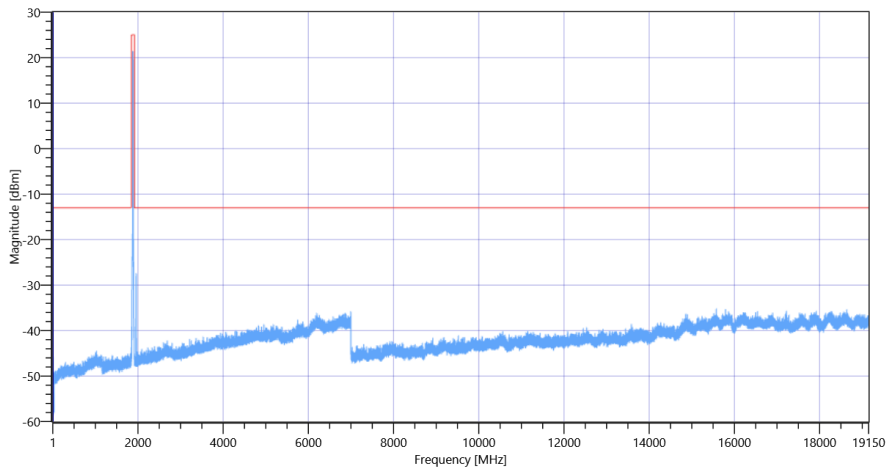
Test freq: mid, UL[MHz]/CH 1882.5/0, CBW [MHz]: 10, RB_100PCT, Mod: QPSK

READ SA SETTINGS:

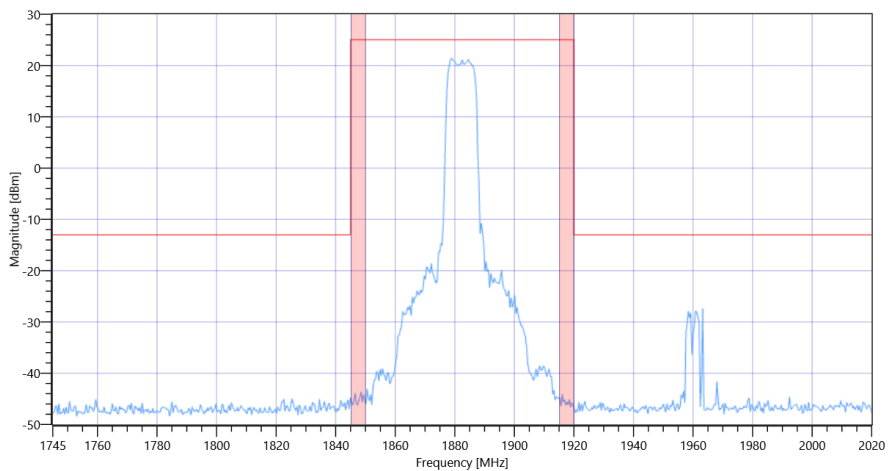
RefLevel [dBm] RefLevelOffset [dB] InpAtt [dB]	9.93 0 25
Start [MHz] Stop [MHz]	1.000 401.000
RBW [MHz] VBW [MHz]	1.000000 3.000000
Detector TraceMode	POS MAXH
Sweep: Time [ms] Count Points per Section Type	1600 1 1001 SWE

RESULT Test freq: mid, UL[MHz]/CH 1882.5/0, CBW [MHz]: 10, RB_100PCT, Mod: QPSK

Test Description	Lower Limit	Upper Limit	Measured	Unit	Verdict
Peaks higher limit	---	0	0	no	PASS



FCC, ISED # TX Emissions conducted ~ NR Band_25 Ant-1 SCS-15 1882.5 MHz



FCC, ISED # TX Emissions conducted ~ NR Band_25 Ant-1 SCS-15 1882.5

Test freq: mid, UL[MHz]/CH 1882.5/0, CBW [MHz]: 10, RB_100PCT, Mod: 16QAM

READ SA SETTINGS:

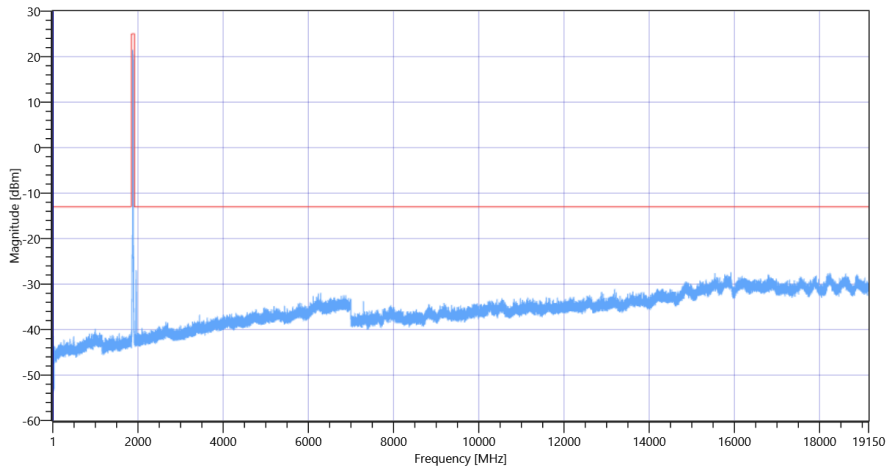
RefLevel [dBm] RefLevelOffset [dB] InpAtt [dB]	10.19 0 30
Start [MHz] Stop [MHz]	1.000 401.000
RBW [MHz] VBW [MHz]	1.000000 3.000000

READ SA SETTINGS:

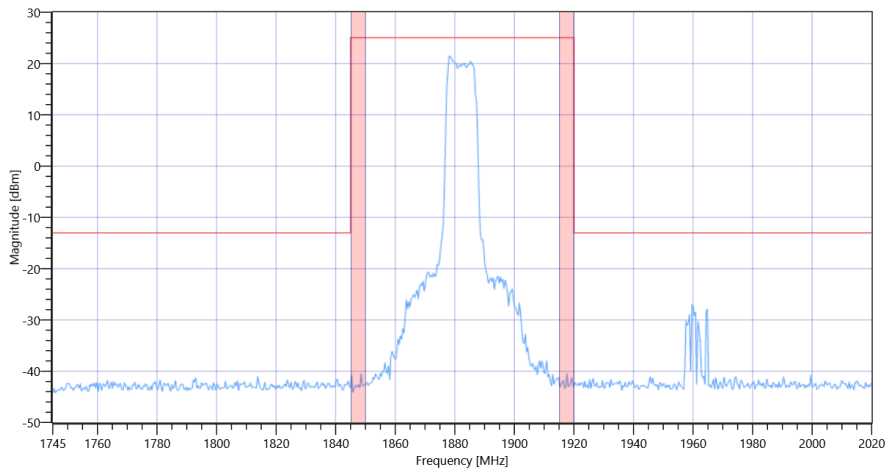
Detector | TraceMode POS | MAXH
Sweep: Time [ms] | Count | Points per Section | Type 1600 | 1 | 1001 | SWE

RESULT Test freq: mid, UL[MHz]/CH 1882.5/0, CBW [MHz]: 10, RB_100PCT, Mod: 16QAM

Test Description	Lower Limit	Upper Limit	Measured	Unit	Verdict
Peaks higher limit	---	0	0	no	PASS



FCC, ISED # TX Emissions conducted ~ NR Band_25 Ant-1 SCS-15 1882.5 MHz



FCC, ISED # TX Emissions conducted ~ NR Band_25 Ant-1 SCS-15 1882.5

Test freq: mid, UL[MHz]/CH 1882.5/0, CBW [MHz]: 10, RB_100PCT, Mod: 64QAM

READ SA SETTINGS:

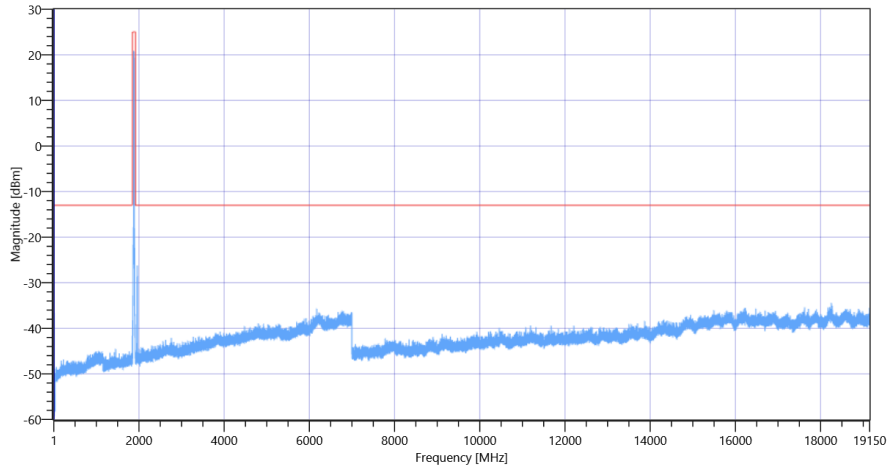
RefLevel [dBm] | RefLevelOffset [dB] | InpAtt [dB] 9.76 | 0 | 25
Start [MHz] | Stop [MHz] 1.000 | 401.000
RBW [MHz] | VBW [MHz] 1.000000 | 3.000000
Detector | TraceMode POS | MAXH
Sweep: Time [ms] | Count | Points per Section | Type 1600 | 1 | 1001 | SWE

RESULT Test freq: mid, UL[MHz]/CH 1882.5/0, CBW [MHz]: 10, RB_100PCT, Mod: 64QAM

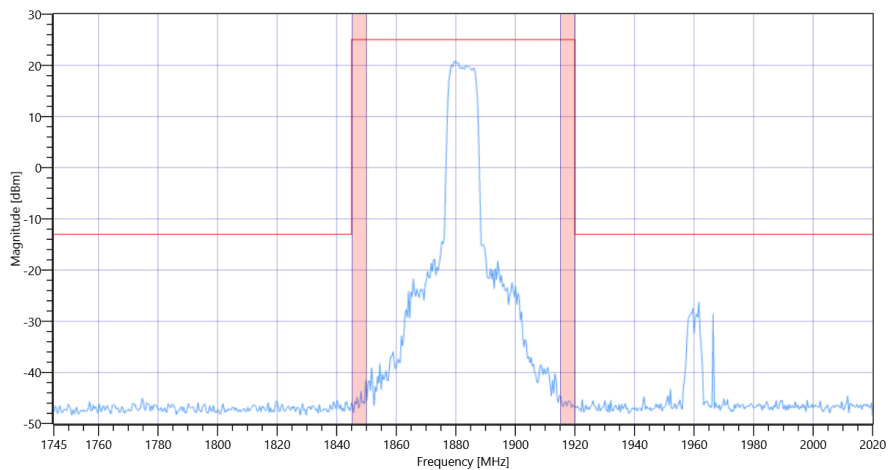
Test Description	Lower Limit	Upper Limit	Measured	Unit	Verdict
------------------	-------------	-------------	----------	------	---------

RESULT Test freq: mid, UL[MHz]/CH 1882.5/0, CBW [MHz]: 10, RB_100PCT, Mod: 64QAM

Test Description	Lower Limit	Upper Limit	Measured	Unit	Verdict
Peaks higher limit	---	0	0	no	PASS



FCC, ISED # TX Emissions conducted ~ NR Band_25 Ant-1 SCS-15 1882.5 MHz



FCC, ISED # TX Emissions conducted ~ NR Band_25 Ant-1 SCS-15 1882.5

General verdict

PASS

FCC, ISED # TX Emissions conducted ~ NR Band_25 Ant-1 SCS-15

Test References	
TC Start	13.07.2022 13:46:43
Ambit Temp [°C] Humidity [rel%]	26.6 40
System Version	3.2.0.2
Test Specification	FCC, ISED -
Test Method	
TC Version	0.0.1
My Description	FCC/ISED MobileRadio TX Emissions conducted - NR Band_25
Add. Information	

Test Parameter	
Technology to test	NR
Band	Band_25
SCS [kHz]	15
Waveform	DFTOFDM
Antenna Port used	1
Temperature	nom
Voltage	nom
Frequency low to test	False
Frequency mid to test	True
Frequency high to test	False
Auto Control enabled Power Supply Climatic Box	No No
Additional Path Loss [dB]	0
Switched Path	None

Test Equipment	
Signal analyzer,Rohde&Schwarz,FSV-40,1307.9002K40/101042,3.70	

Test at BW [MHz]: 5

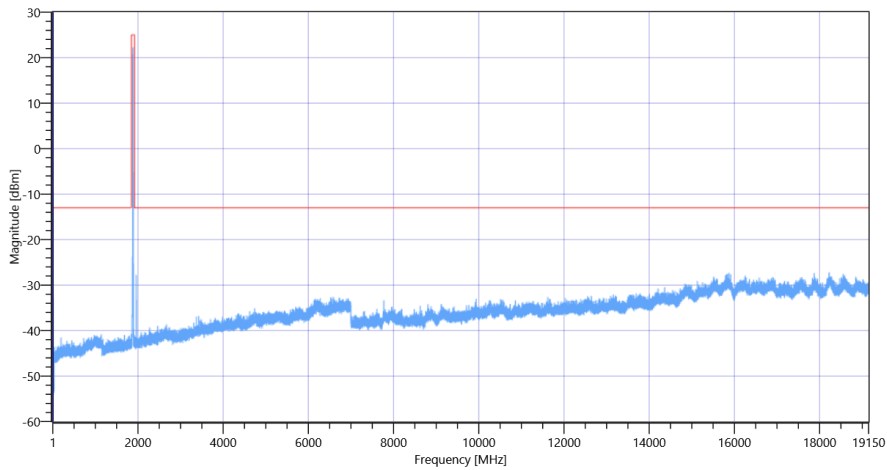
Test freq: mid, UL[MHz]/CH 1882.5/0, CBW [MHz]: 5, RB_100PCT, Mod: QPSK

READ SA SETTINGS:

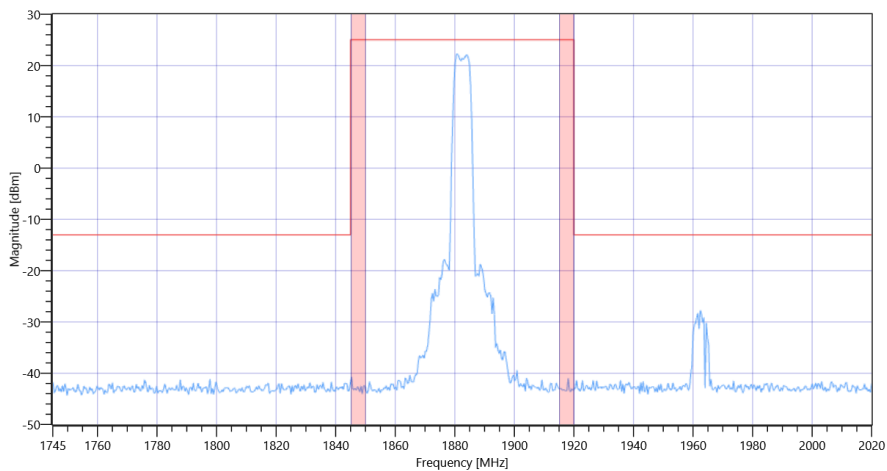
RefLevel [dBm] RefLevelOffset [dB] InpAtt [dB]	10.79 0 30
Start [MHz] Stop [MHz]	1.000 401.000
RBW [MHz] VBW [MHz]	1.000000 3.000000
Detector TraceMode	POS MAXH
Sweep: Time [ms] Count Points per Section Type	1600 1 1001 SWE

RESULT Test freq: mid, UL[MHz]/CH 1882.5/0, CBW [MHz]: 5, RB_100PCT, Mod: QPSK

Test Description	Lower Limit	Upper Limit	Measured	Unit	Verdict
Peaks higher limit	---	0	0	no	PASS



FCC, ISED # TX Emissions conducted ~ NR Band_25 Ant-1 SCS-15 1882.5 MHz



FCC, ISED # TX Emissions conducted ~ NR Band_25 Ant-1 SCS-15 1882.5

Test freq: mid, UL[MHz]/CH 1882.5/0, CBW [MHz]: 5, RB_100PCT, Mod: 16QAM

READ SA SETTINGS:

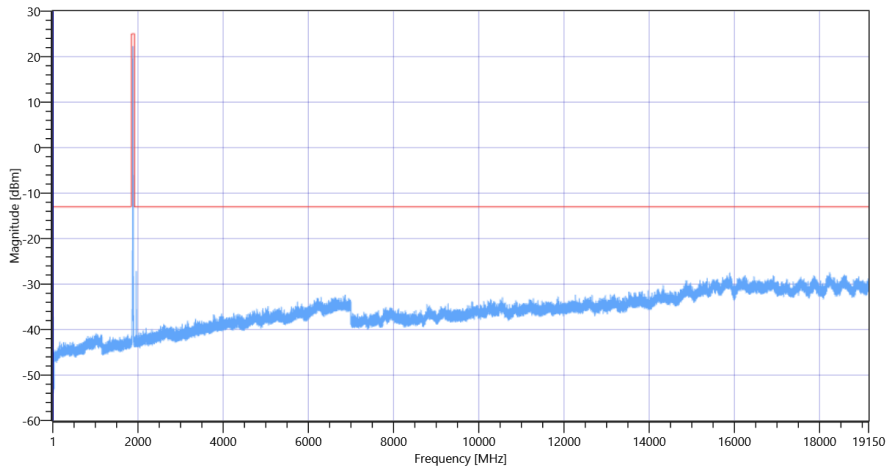
RefLevel [dBm] RefLevelOffset [dB] InpAtt [dB]	11.08 0 30
Start [MHz] Stop [MHz]	1.000 401.000
RBW [MHz] VBW [MHz]	1.000000 3.000000

READ SA SETTINGS:

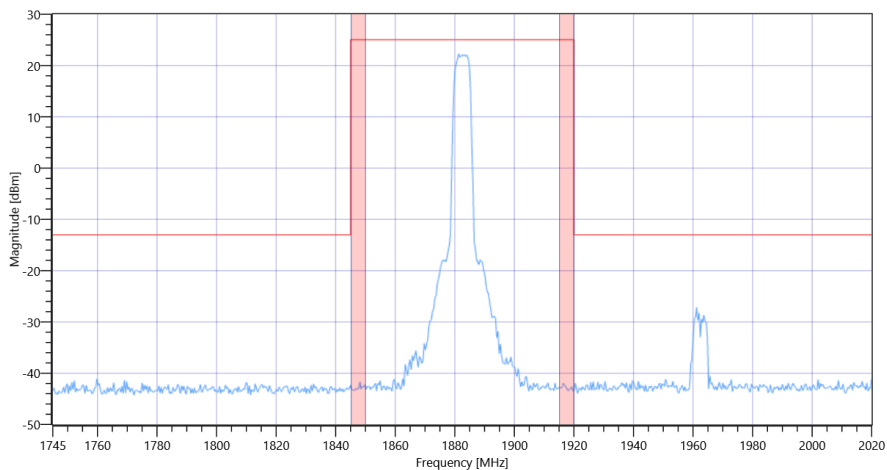
Detector | TraceMode POS | MAXH
Sweep: Time [ms] | Count | Points per Section | Type 1600 | 1 | 1001 | SWE

RESULT Test freq: mid, UL[MHz]/CH 1882.5/0, CBW [MHz]: 5, RB_100PCT, Mod: 16QAM

Test Description	Lower Limit	Upper Limit	Measured	Unit	Verdict
Peaks higher limit	---	0	0	no	PASS



FCC, ISED # TX Emissions conducted ~ NR Band_25 Ant-1 SCS-15 1882.5 MHz



FCC, ISED # TX Emissions conducted ~ NR Band_25 Ant-1 SCS-15 1882.5

Test freq: mid, UL[MHz]/CH 1882.5/0, CBW [MHz]: 5, RB_100PCT, Mod: 64QAM

READ SA SETTINGS:

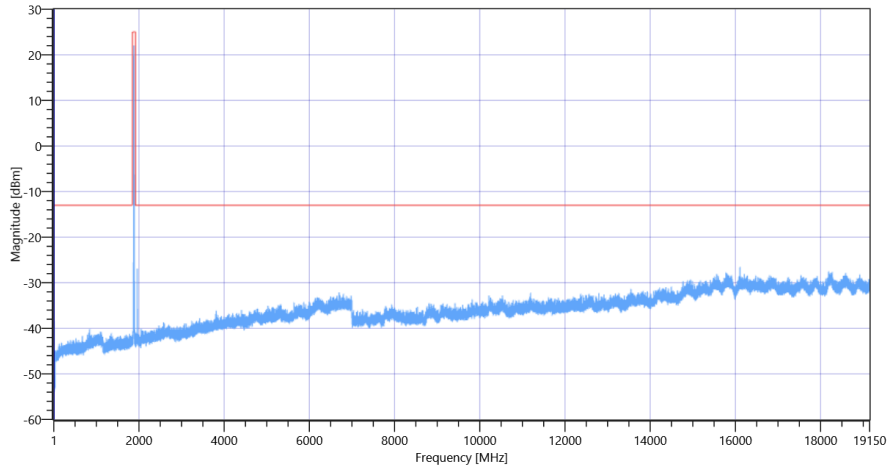
RefLevel [dBm] | RefLevelOffset [dB] | InpAtt [dB] 10.64 | 0 | 30
Start [MHz] | Stop [MHz] 1.000 | 401.000
RBW [MHz] | VBW [MHz] 1.000000 | 3.000000
Detector | TraceMode POS | MAXH
Sweep: Time [ms] | Count | Points per Section | Type 1600 | 1 | 1001 | SWE

RESULT Test freq: mid, UL[MHz]/CH 1882.5/0, CBW [MHz]: 5, RB_100PCT, Mod: 64QAM

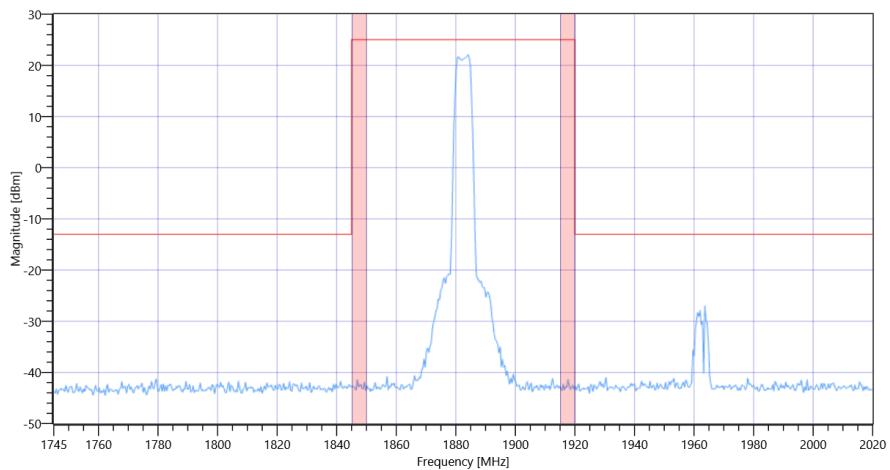
Test Description	Lower Limit	Upper Limit	Measured	Unit	Verdict
------------------	-------------	-------------	----------	------	---------

RESULT Test freq: mid, UL[MHz]/CH 1882.5/0, CBW [MHz]: 5, RB_100PCT, Mod: 64QAM

Test Description	Lower Limit	Upper Limit	Measured	Unit	Verdict
Peaks higher limit	---	0	0	no	PASS



FCC, ISED # TX Emissions conducted ~ NR Band_25 Ant-1 SCS-15 1882.5 MHz



FCC, ISED # TX Emissions conducted ~ NR Band_25 Ant-1 SCS-15 1882.5

General verdict

PASS

FCC, ISED # TX Emissions conducted ~ NR Band_25 Ant-1 SCS-15

Test References	
TC Start	13.07.2022 13:34:46
Ambit Temp [°C] Humidity [rel%]	26.6 41
System Version	3.2.0.2
Test Specification	FCC, ISED -
Test Method	
TC Version	0.0.1
My Description	FCC/ISED MobileRadio TX Emissions conducted - NR Band_25
Add. Information	

Test Parameter	
Technology to test	NR
Band	Band_25
SCS [kHz]	15
Waveform	DFTOFDM
Antenna Port used	1
Temperature	nom
Voltage	nom
Frequency low to test	True
Frequency mid to test	False
Frequency high to test	False
Auto Control enabled Power Supply Climatic Box	No No
Additional Path Loss [dB]	0
Switched Path	None

Test Equipment	
Signal analyzer,Rohde&Schwarz,FSV-40,1307.9002K40/101042,3.70	

Test at BW [MHz]: 20

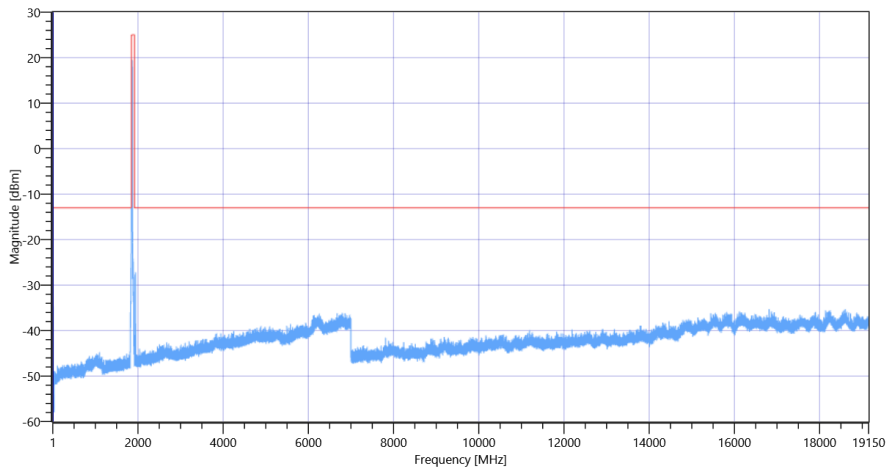
Test freq: low, UL[MHz]/CH 1860/0, CBW [MHz]: 20, RB_100PCT, Mod: QPSK

READ SA SETTINGS:

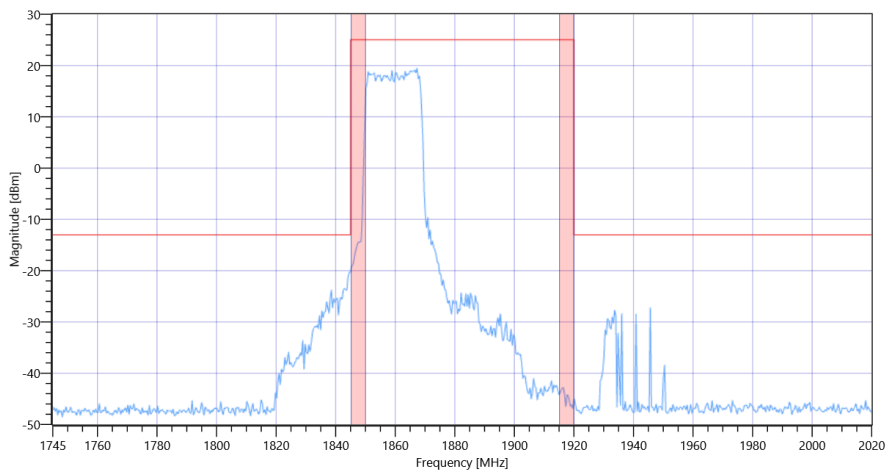
RefLevel [dBm] RefLevelOffset [dB] InpAtt [dB]	8.04 0 25
Start [MHz] Stop [MHz]	1.000 401.000
RBW [MHz] VBW [MHz]	1.000000 3.000000
Detector TraceMode	POS MAXH
Sweep: Time [ms] Count Points per Section Type	1600 1 1001 SWE

RESULT Test freq: low, UL[MHz]/CH 1860/0, CBW [MHz]: 20, RB_100PCT, Mod: QPSK

Test Description	Lower Limit	Upper Limit	Measured	Unit	Verdict
Peaks higher limit	---	0	0	no	PASS



FCC, ISED # TX Emissions conducted ~ NR Band_25 Ant-1 SCS-15 1860 MHz



FCC, ISED # TX Emissions conducted ~ NR Band_25 Ant-1 SCS-15 1860

Test freq: low, UL[MHz]/CH 1860/0, CBW [MHz]: 20, RB_100PCT, Mod: 16QAM

READ SA SETTINGS:

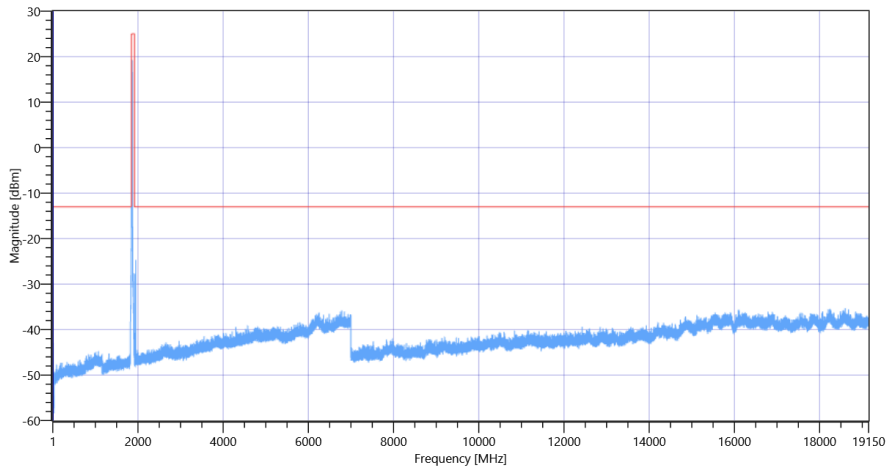
RefLevel [dBm] RefLevelOffset [dB] InpAtt [dB]	7.48 0 25
Start [MHz] Stop [MHz]	1.000 401.000
RBW [MHz] VBW [MHz]	1.000000 3.000000

READ SA SETTINGS:

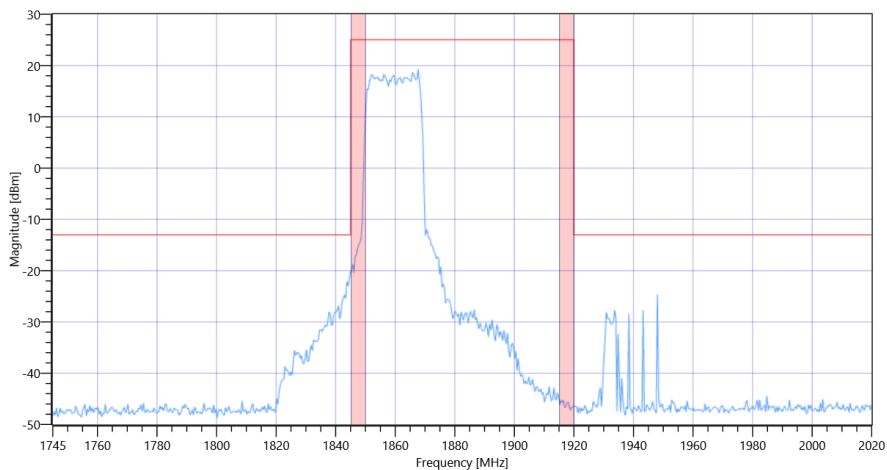
Detector | TraceMode POS | MAXH
Sweep: Time [ms] | Count | Points per Section | Type 1600 | 1 | 1001 | SWE

RESULT Test freq: low, UL[MHz]/CH 1860/0, CBW [MHz]: 20, RB_100PCT, Mod: 16QAM

Test Description	Lower Limit	Upper Limit	Measured	Unit	Verdict
Peaks higher limit	---	0	0	no	PASS



FCC, ISED # TX Emissions conducted ~ NR Band_25 Ant-1 SCS-15 1860 MHz



FCC, ISED # TX Emissions conducted ~ NR Band_25 Ant-1 SCS-15 1860

Test freq: low, UL[MHz]/CH 1860/0, CBW [MHz]: 20, RB_100PCT, Mod: 64QAM

READ SA SETTINGS:

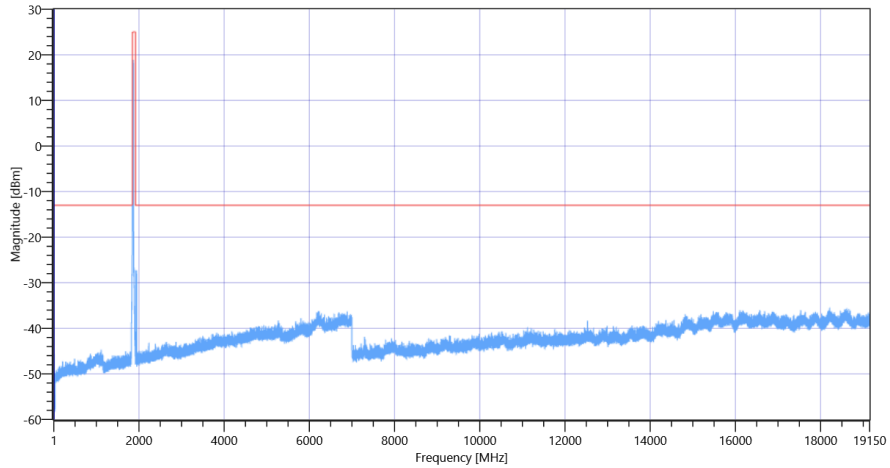
RefLevel [dBm] | RefLevelOffset [dB] | InpAtt [dB] 7.75 | 0 | 25
Start [MHz] | Stop [MHz] 1.000 | 401.000
RBW [MHz] | VBW [MHz] 1.000000 | 3.000000
Detector | TraceMode POS | MAXH
Sweep: Time [ms] | Count | Points per Section | Type 1600 | 1 | 1001 | SWE

RESULT Test freq: low, UL[MHz]/CH 1860/0, CBW [MHz]: 20, RB_100PCT, Mod: 64QAM

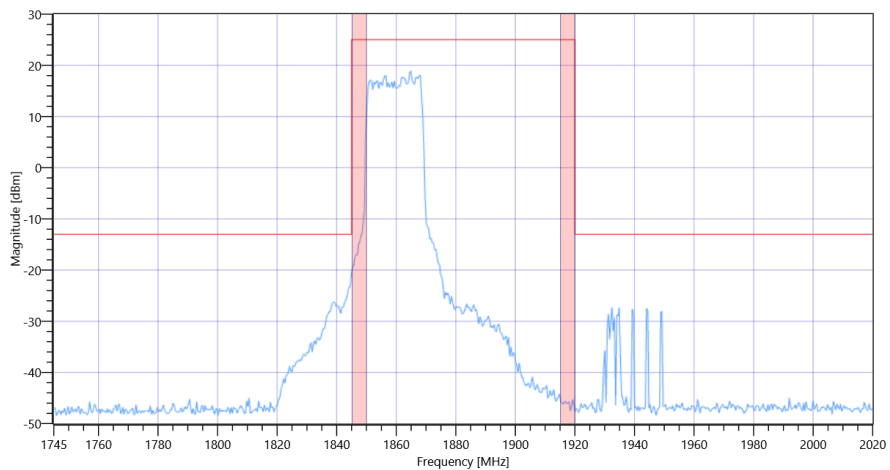
Test Description	Lower Limit	Upper Limit	Measured	Unit	Verdict
------------------	-------------	-------------	----------	------	---------

RESULT Test freq: low, UL[MHz]/CH 1860/0, CBW [MHz]: 20, RB_100PCT, Mod: 64QAM

Test Description	Lower Limit	Upper Limit	Measured	Unit	Verdict
Peaks higher limit	---	0	0	no	PASS



FCC, ISED # TX Emissions conducted ~ NR Band_25 Ant-1 SCS-15 1860 MHz



FCC, ISED # TX Emissions conducted ~ NR Band_25 Ant-1 SCS-15 1860

General verdict

PASS

FCC, ISED # TX Emissions conducted ~ NR Band_25 Ant-1 SCS-15

Test References	
TC Start	13.07.2022 13:23:27
Ambit Temp [°C] Humidity [rel%]	26.5 41
System Version	3.2.0.2
Test Specification	FCC, ISED -
Test Method	
TC Version	0.0.1
My Description	FCC/ISED MobileRadio TX Emissions conducted - NR Band_25
Add. Information	

Test Parameter	
Technology to test	NR
Band	Band_25
SCS [kHz]	15
Waveform	DFTOFDM
Antenna Port used	1
Temperature	nom
Voltage	nom
Frequency low to test	True
Frequency mid to test	False
Frequency high to test	False
Auto Control enabled Power Supply Climatic Box	No No
Additional Path Loss [dB]	0
Switched Path	None

Test Equipment	
Signal analyzer,Rohde&Schwarz,FSV-40,1307.9002K40/101042,3.70	

Test at BW [MHz]: 15

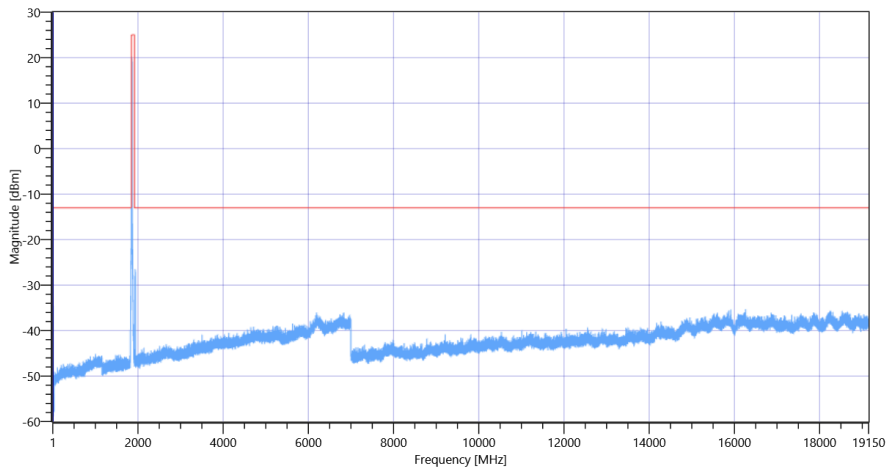
Test freq: low, UL[MHz]/CH 1857.5/0, CBW [MHz]: 15, RB_100PCT, Mod: QPSK

READ SA SETTINGS:

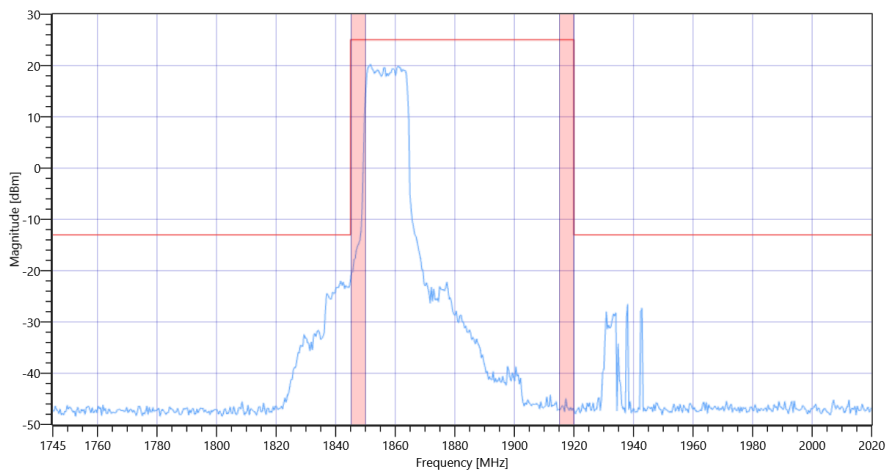
RefLevel [dBm] RefLevelOffset [dB] InpAtt [dB]	8.44 0 25
Start [MHz] Stop [MHz]	1.000 401.000
RBW [MHz] VBW [MHz]	1.000000 3.000000
Detector TraceMode	POS MAXH
Sweep: Time [ms] Count Points per Section Type	1600 1 1001 SWE

RESULT Test freq: low, UL[MHz]/CH 1857.5/0, CBW [MHz]: 15, RB_100PCT, Mod: QPSK

Test Description	Lower Limit	Upper Limit	Measured	Unit	Verdict
Peaks higher limit	---	0	0	no	PASS



FCC, ISED # TX Emissions conducted ~ NR Band_25 Ant-1 SCS-15 1857.5 MHz



FCC, ISED # TX Emissions conducted ~ NR Band_25 Ant-1 SCS-15 1857.5

Test freq: low, UL[MHz]/CH 1857.5/0, CBW [MHz]: 15, RB_100PCT, Mod: 16QAM

READ SA SETTINGS:

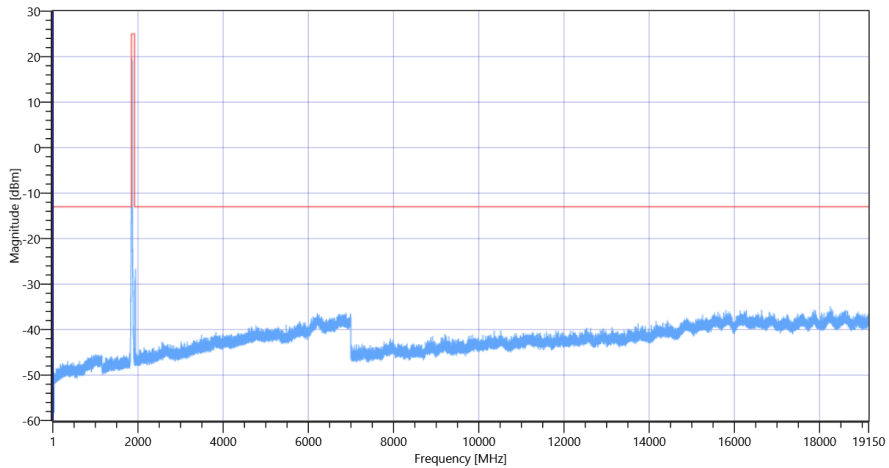
RefLevel [dBm] RefLevelOffset [dB] InpAtt [dB]	8.52 0 25
Start [MHz] Stop [MHz]	1.000 401.000
RBW [MHz] VBW [MHz]	1.000000 3.000000

READ SA SETTINGS:

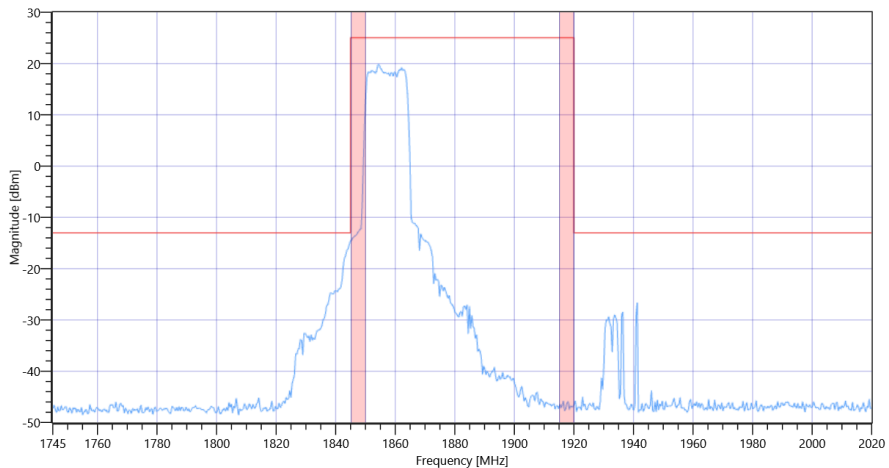
Detector | TraceMode POS | MAXH
Sweep: Time [ms] | Count | Points per Section | Type 1600 | 1 | 1001 | SWE

RESULT Test freq: low, UL[MHz]/CH 1857.5/0, CBW [MHz]: 15, RB_100PCT, Mod: 16QAM

Test Description	Lower Limit	Upper Limit	Measured	Unit	Verdict
Peaks higher limit	---	0	0	no	PASS



FCC, ISED # TX Emissions conducted ~ NR Band_25 Ant-1 SCS-15 1857.5 MHz



FCC, ISED # TX Emissions conducted ~ NR Band_25 Ant-1 SCS-15 1857.5

Test freq: low, UL[MHz]/CH 1857.5/0, CBW [MHz]: 15, RB_100PCT, Mod: 64QAM

READ SA SETTINGS:

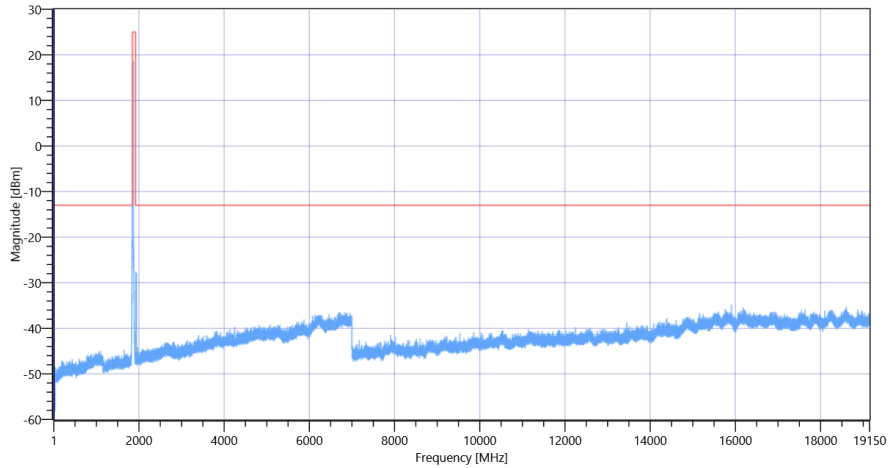
RefLevel [dBm] | RefLevelOffset [dB] | InpAtt [dB] 7.82 | 0 | 25
Start [MHz] | Stop [MHz] 1.000 | 401.000
RBW [MHz] | VBW [MHz] 1.000000 | 3.000000
Detector | TraceMode POS | MAXH
Sweep: Time [ms] | Count | Points per Section | Type 1600 | 1 | 1001 | SWE

RESULT Test freq: low, UL[MHz]/CH 1857.5/0, CBW [MHz]: 15, RB_100PCT, Mod: 64QAM

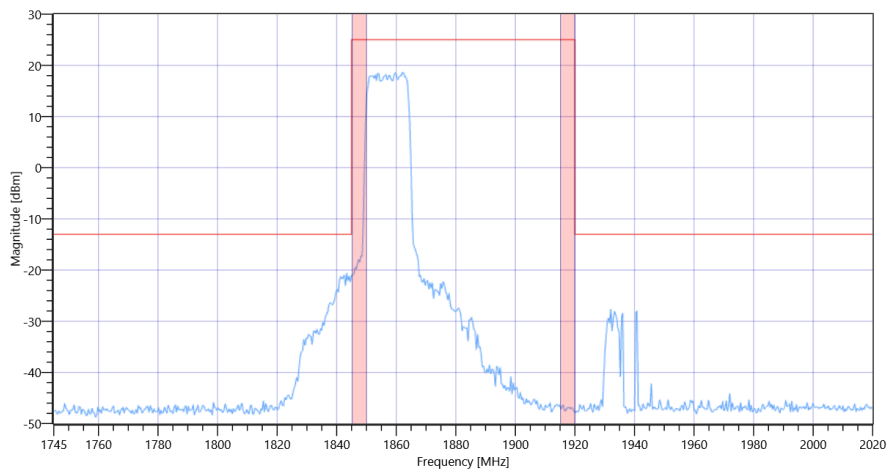
Test Description	Lower Limit	Upper Limit	Measured	Unit	Verdict
------------------	-------------	-------------	----------	------	---------

RESULT Test freq: low, UL[MHz]/CH 1857.5/0, CBW [MHz]: 15, RB_100PCT, Mod: 64QAM

Test Description	Lower Limit	Upper Limit	Measured	Unit	Verdict
Peaks higher limit	---	0	0	no	PASS



FCC, ISED # TX Emissions conducted ~ NR Band_25 Ant-1 SCS-15 1857.5 MHz



FCC, ISED # TX Emissions conducted ~ NR Band_25 Ant-1 SCS-15 1857.5

General verdict

PASS

FCC, ISED # TX Emissions conducted ~ NR Band_25 Ant-1 SCS-15

Test References	
TC Start	13.07.2022 13:13:53
Ambit Temp [°C] Humidity [rel%]	26.5 42
System Version	3.2.0.2
Test Specification	FCC, ISED -
Test Method	
TC Version	0.0.1
My Description	FCC/ISED MobileRadio TX Emissions conducted - NR Band_25
Add. Information	

Test Parameter	
Technology to test	NR
Band	Band_25
SCS [kHz]	15
Waveform	DFTOFDM
Antenna Port used	1
Temperature	nom
Voltage	nom
Frequency low to test	True
Frequency mid to test	False
Frequency high to test	False
Auto Control enabled Power Supply Climatic Box	No No
Additional Path Loss [dB]	0
Switched Path	None

Test Equipment	
Signal analyzer,Rohde&Schwarz,FSV-40,1307.9002K40/101042,3.70	

Test at BW [MHz]: 10

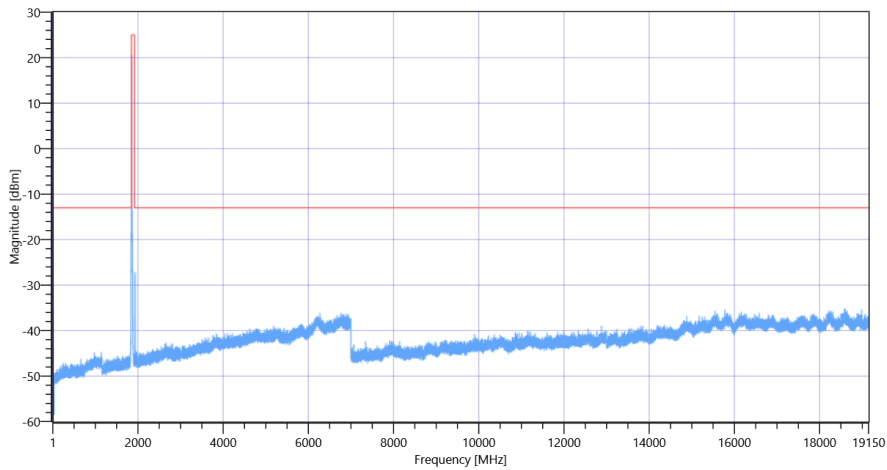
Test freq: low, UL[MHz]/CH 1855/0, CBW [MHz]: 10, RB_100PCT, Mod: QPSK

READ SA SETTINGS:

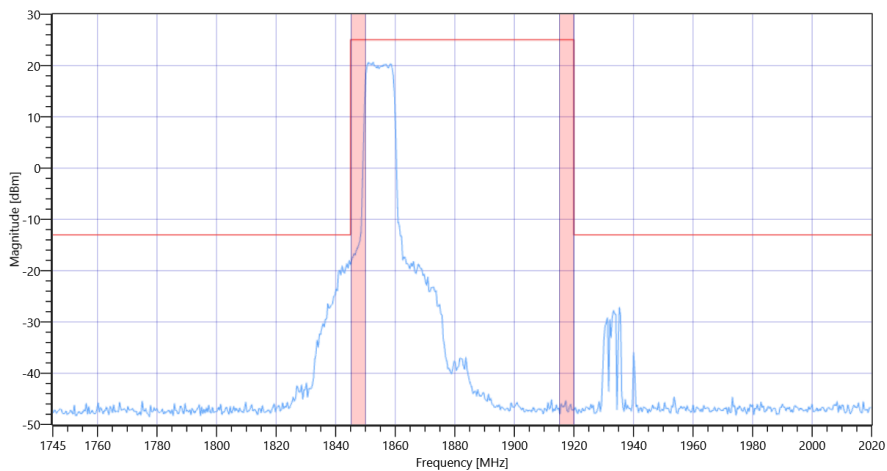
RefLevel [dBm] RefLevelOffset [dB] InpAtt [dB]	9.37 0 25
Start [MHz] Stop [MHz]	1.000 401.000
RBW [MHz] VBW [MHz]	1.000000 3.000000
Detector TraceMode	POS MAXH
Sweep: Time [ms] Count Points per Section Type	1600 1 1001 SWE

RESULT Test freq: low, UL[MHz]/CH 1855/0, CBW [MHz]: 10, RB_100PCT, Mod: QPSK

Test Description	Lower Limit	Upper Limit	Measured	Unit	Verdict
Peaks higher limit	---	0	0	no	PASS



FCC, ISED # TX Emissions conducted ~ NR Band_25 Ant-1 SCS-15 1855 MHz



FCC, ISED # TX Emissions conducted ~ NR Band_25 Ant-1 SCS-15 1855

Test freq: low, UL[MHz]/CH 1855/0, CBW [MHz]: 10, RB_100PCT, Mod: 16QAM

READ SA SETTINGS:

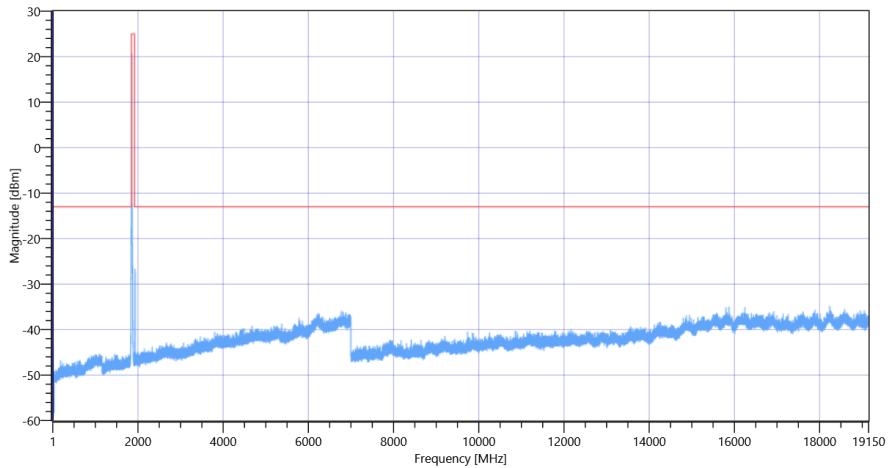
RefLevel [dBm] RefLevelOffset [dB] InpAtt [dB]	9.11 0 25
Start [MHz] Stop [MHz]	1.000 401.000
RBW [MHz] VBW [MHz]	1.000000 3.000000

READ SA SETTINGS:

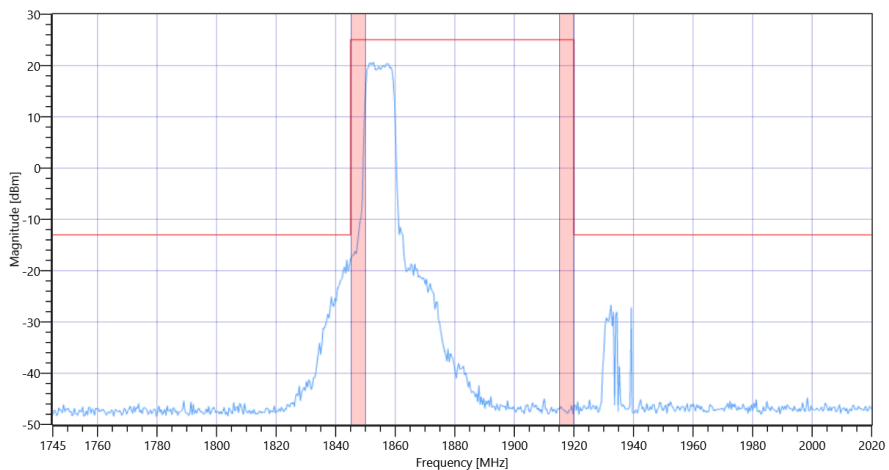
Detector | TraceMode POS | MAXH
Sweep: Time [ms] | Count | Points per Section | Type 1600 | 1 | 1001 | SWE

RESULT Test freq: low, UL[MHz]/CH 1855/0, CBW [MHz]: 10, RB_100PCT, Mod: 16QAM

Test Description	Lower Limit	Upper Limit	Measured	Unit	Verdict
Peaks higher limit	---	0	0	no	PASS



FCC, ISED # TX Emissions conducted ~ NR Band_25 Ant-1 SCS-15 1855 MHz



FCC, ISED # TX Emissions conducted ~ NR Band_25 Ant-1 SCS-15 1855

Test freq: low, UL[MHz]/CH 1855/0, CBW [MHz]: 10, RB_100PCT, Mod: 64QAM

READ SA SETTINGS:

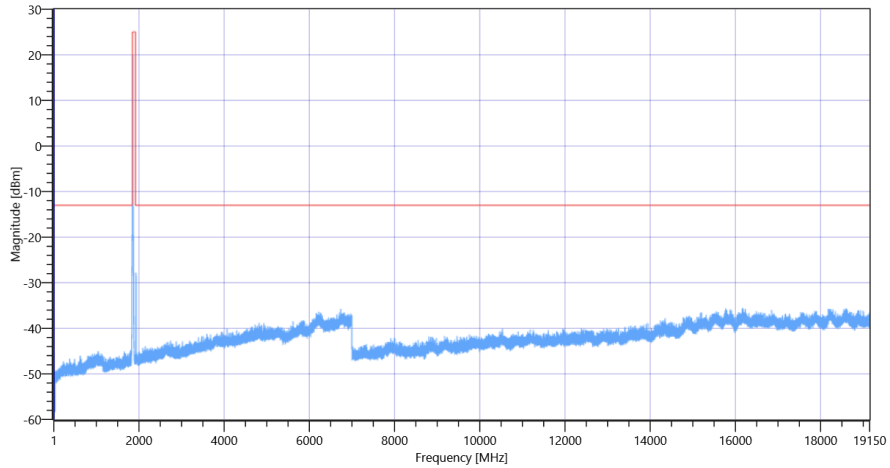
RefLevel [dBm] | RefLevelOffset [dB] | InpAtt [dB] 8.49 | 0 | 25
Start [MHz] | Stop [MHz] 1.000 | 401.000
RBW [MHz] | VBW [MHz] 1.000000 | 3.000000
Detector | TraceMode POS | MAXH
Sweep: Time [ms] | Count | Points per Section | Type 1600 | 1 | 1001 | SWE

RESULT Test freq: low, UL[MHz]/CH 1855/0, CBW [MHz]: 10, RB_100PCT, Mod: 64QAM

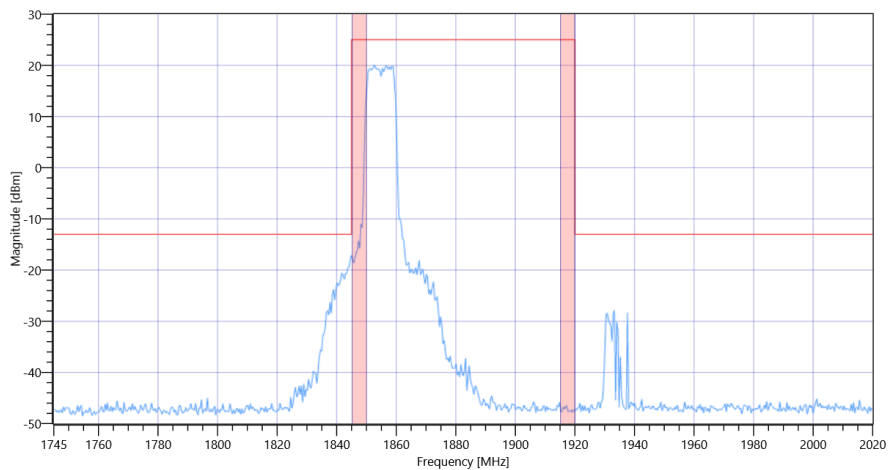
Test Description	Lower Limit	Upper Limit	Measured	Unit	Verdict
------------------	-------------	-------------	----------	------	---------

RESULT Test freq: low, UL[MHz]/CH 1855/0, CBW [MHz]: 10, RB_100PCT, Mod: 64QAM

Test Description	Lower Limit	Upper Limit	Measured	Unit	Verdict
Peaks higher limit	---	0	0	no	PASS



FCC, ISED # TX Emissions conducted ~ NR Band_25 Ant-1 SCS-15 1855 MHz



FCC, ISED # TX Emissions conducted ~ NR Band_25 Ant-1 SCS-15 1855

General verdict

PASS

FCC, ISED # TX Emissions conducted ~ NR Band_25 Ant-1 SCS-15

Test References	
TC Start	13.07.2022 12:30:25
Ambit Temp [°C] Humidity [rel%]	26.3 43
System Version	3.2.0.2
Test Specification	FCC, ISED -
Test Method	
TC Version	0.0.1
My Description	FCC/ISED MobileRadio TX Emissions conducted - NR Band_25
Add. Information	

Test Parameter	
Technology to test	NR
Band	Band_25
SCS [kHz]	15
Waveform	DFTOFDM
Antenna Port used	1
Temperature	nom
Voltage	nom
Frequency low to test	True
Frequency mid to test	False
Frequency high to test	False
Auto Control enabled Power Supply Climatic Box	No No
Additional Path Loss [dB]	0
Switched Path	None

Test Equipment	
Signal analyzer,Rohde&Schwarz,FSV-40,1307.9002K40/101042,3.70	