

Test at BW [MHz]: 60

Test freq: low , UL[MHz]/CH 2526/0 , CBW [MHz]: 60 , RB_100PCT , Mod: QPSK

RESULT: Reference Power cond.

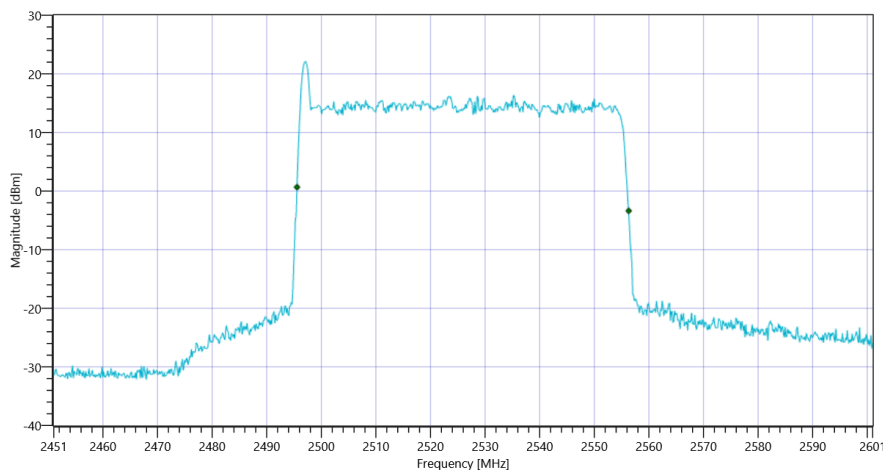
Test Description	Lower Limit	Upper Limit	Measured	Unit	Verdict
Ref. Power 1MHz/1MHz cond.	---	---	21.80	dBm	INFO
Ref. Frequency	---	---	2497.030	MHz	INFO

READ SA SETTINGS:

RefLevel [dBm] RefLevelOffset [dB] InpAtt [dB]	21.80 0 40
Start [MHz] Stop [MHz]	2451.000 2601.000
RBW [MHz] VBW [MHz]	1.000000 3.000000
Detector TraceMode	POS MAXH
Sweep: Time [ms] Count Points per Section Type	2 1500 1001 SWE

RESULT 26 dB

Test Description	Lower Limit	Upper Limit	Measured	Unit	Verdict
Bandwidth 26dB	---	---	60.75	MHz	INFO



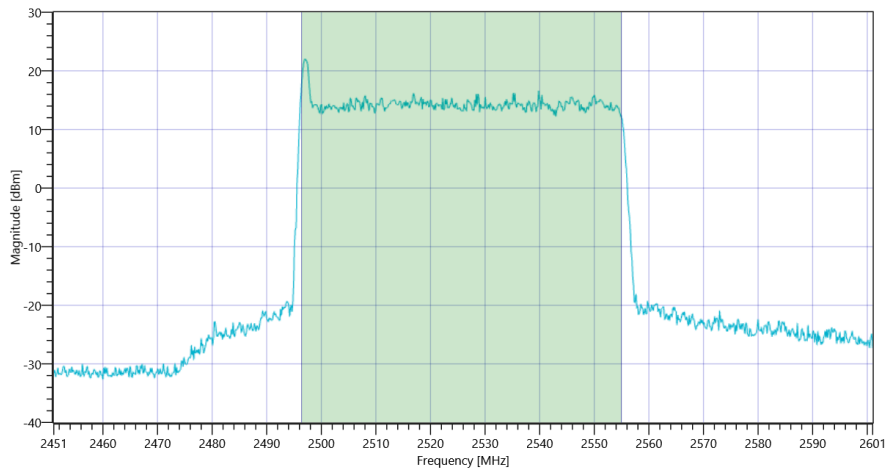
FCC, ISED # Bandwidth 99PCT and 26dB ~ NR Band_41 Ant-1 SCS-30 26dB

RESULT 99%

Test Description	Lower Limit	Upper Limit	Measured	Unit	Verdict
Bandwidth 99%	---	---	58.591	MHz	INFO

READ SA SETTINGS:

RefLevel [dBm] RefLevelOffset [dB] InpAtt [dB]	21.80 0 40
Start [MHz] Stop [MHz]	2451.000 2601.000
RBW [MHz] VBW [MHz]	1.000000 3.000000
Detector TraceMode	POS MAXH
Sweep: Time [ms] Count Points per Section Type	1 1500 1001 SWE



FCC, ISED # Bandwidth 99PCT and 26dB ~ NR Band_41 Ant-1 SCS-30 26dB

General verdict

PASS

FCC, ISED # Block edge conducted ~ NR Band_41 Ant-2 SCS-30

Test References	
TC Start	21.05.2022 23:19:24
Ambit Temp [°C] Humidity [rel%]	31.1 30
System Version	3.0.6.4
Test Specification	FCC, ISED -
Test Method	
TC Version	0.0.1
My Description	FCC/ISED MobileRadio Block edge conducted - NR Band_41
Add. Information	

Test Parameter	
Technology to test	NR
Band	Band_41
SCS [kHz]	30
Antenna Port used	2
Temperature	nom
Voltage	nom
Frequency low to test	True
Frequency mid to test	False
Frequency high to test	False
Auto Control enabled Power Supply Climatic Box	No No
Additional Path Loss [dB]	0
Switched Path	None

Test Equipment	
Signal analyzer,Rohde&Schwarz,FSV-40,1307.9002K40/101042,3.70	

Test at BW [MHz]: 60

Test freq: low , UL[MHz]/CH 2526/0 , CBW [MHz]: 60 , RB_100PCT , Mod: QPSK

RESULT: Reference Power cond.

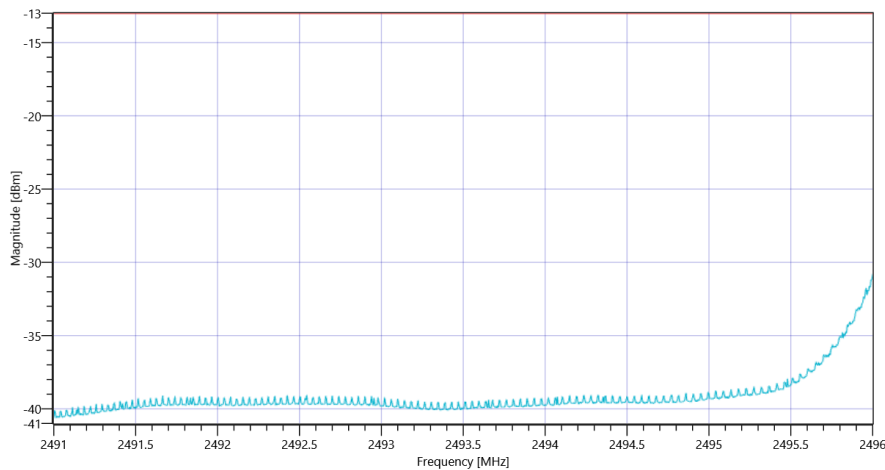
Test Description	Lower Limit	Upper Limit	Measured	Unit	Verdict
Ref. Power 1MHz/1MHz cond.	---	---	22.13	dBm	INFO
Ref. Frequency	---	---	2497.030	MHz	INFO

READ SA SETTINGS:

RefLevel [dBm] RefLevelOffset [dB] InpAtt [dB]	22.13 0 40
Start [MHz] Stop [MHz]	2491.000 2496.000
RBW [MHz] VBW [MHz]	0.500000 2.000000
Detector TraceMode	RMS MAXH
Sweep: Time [ms] Count Points per Section Type	30000 1 1001 SWE

RESULT lower band

Test Description	Lower Limit	Upper Limit	Measured	Unit	Verdict
Band power 1MHz					
Frequency [MHz] 2496.5	---	-13	-33.8	dBm	PASS
Frequency [MHz] 2497.5	---	-13	-36.72	dBm	PASS
Frequency [MHz] 2498.5	---	-13	-37.06	dBm	PASS
Frequency [MHz] 2499.5	---	-13	-36.85	dBm	PASS
Frequency [MHz] 2500.5	---	-13	-37.14	dBm	PASS



FCC, ISED # Block edge conducted ~ NR Band_41 Ant-1 SCS-30

General verdict

PASS

FCC, ISED # TX Emissions conducted ~ NR Band_41 Ant-2 SCS-30

Test References	
TC Start	21.05.2022 23:20:25
Ambit Temp [°C] Humidity [rel%]	31.1 30
System Version	3.0.6.4
Test Specification	FCC, ISED -
Test Method	
TC Version	0.0.1
My Description	FCC/ISED MobileRadio TX Emissions conducted - NR Band_41
Add. Information	

Test Parameter	
Technology to test	NR
Band	Band_41
SCS [kHz]	30
Antenna Port used	2
Temperature	nom
Voltage	nom
Frequency low to test	True
Frequency mid to test	False
Frequency high to test	False
Auto Control enabled Power Supply Climatic Box	No No
Additional Path Loss [dB]	0
Switched Path	None

Test Equipment	
Signal analyzer,Rohde&Schwarz,FSV-40,1307.9002K40/101042,3.70	

Test at BW [MHz]: 60

Test freq: low , UL[MHz]/CH 2526/0 , CBW [MHz]: 60 , RB_100PCT , Mod: QPSK

RESULT: Reference Power cond.

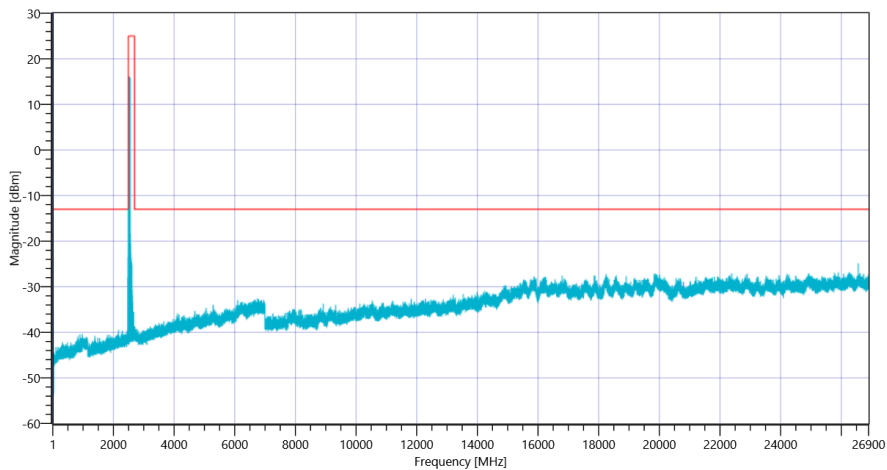
Test Description	Lower Limit	Upper Limit	Measured	Unit	Verdict
Ref. Power 1MHz/1MHz cond.	---	---	22.08	dBm	INFO
Ref. Frequency	---	---	2497.030	MHz	INFO

READ SA SETTINGS:

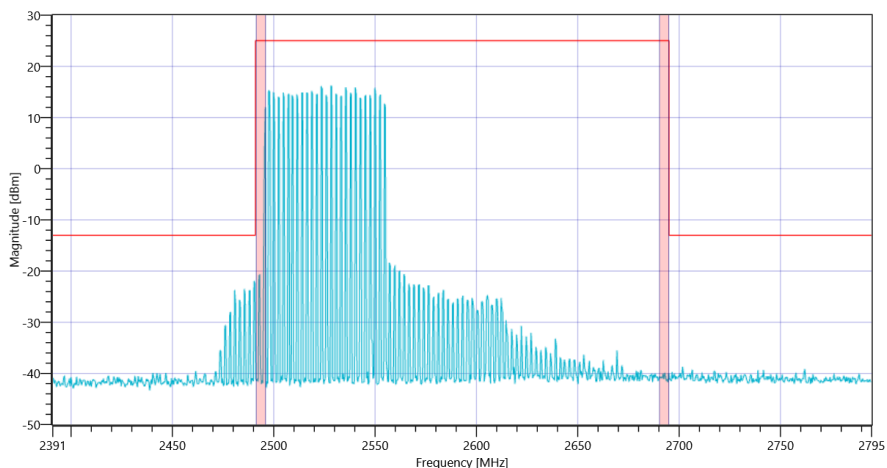
RefLevel [dBm] RefLevelOffset [dB] InpAtt [dB]	11.08 0 30
Start [MHz] Stop [MHz]	1.000 401.000
RBW [MHz] VBW [MHz]	1.000000 3.000000
Detector TraceMode	POS MAXH
Sweep: Time [ms] Count Points per Section Type	1600 1 1001 SWE

RESULT Test freq: low , UL[MHz]/CH 2526/0 , CBW [MHz]: 60 , RB_100PCT , Mod: QPSK

Test Description	Lower Limit	Upper Limit	Measured	Unit	Verdict
Peaks higher limit	---	0	0	no	PASS



FCC, ISED # TX Emissions conducted ~ NR Band_41 Ant-1 SCS-30 2526 MHz



FCC, ISED # TX Emissions conducted ~ NR Band_41 Ant-1 SCS-30 2526

General verdict

PASS

FCC, ISED # Bandwidth 99PCT and 26dB ~ NR Band_41 Ant-2 SCS-30

Test References	
TC Start	21.05.2022 23:24:20
Ambit Temp [°C] Humidity [rel%]	31.1 30
System Version	3.0.6.4
Test Specification	FCC, ISED -
Test Method	
TC Version	0.0.1
My Description	FCC/ISED Bandwidths 99PCT and 26dB - NR Band_41
Add. Information	

Test Parameter	
Technology to test	NR
Band	Band_41
SCS [kHz]	30
Antenna Port used	2
Temperature	nom
Voltage	nom
Frequency low to test	True
Frequency mid to test	False
Frequency high to test	False
Auto Control enabled Power Supply Climatic Box	No No
Additional Path Loss [dB]	0
Switched Path	None

Test Equipment	
Signal analyzer,Rohde&Schwarz,FSV-40,1307.9002K40/101042,3.70	

Test at BW [MHz]: 60

Test freq: low , UL[MHz]/CH 2526/0 , CBW [MHz]: 60 , RB_100PCT , Mod: 16QAM

RESULT: Reference Power cond.

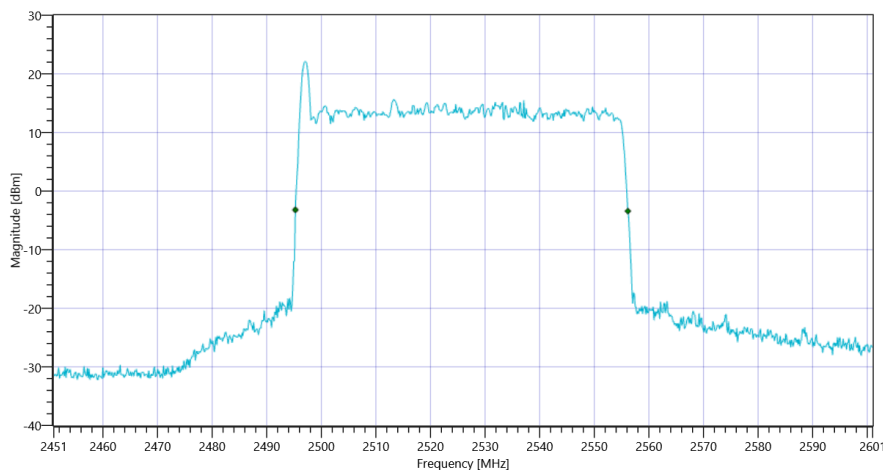
Test Description	Lower Limit	Upper Limit	Measured	Unit	Verdict
Ref. Power 1MHz/1MHz cond.	---	---	22.07	dBm	INFO
Ref. Frequency	---	---	2497.030	MHz	INFO

READ SA SETTINGS:

RefLevel [dBm] RefLevelOffset [dB] InpAtt [dB]	22.07 0 40
Start [MHz] Stop [MHz]	2451.000 2601.000
RBW [MHz] VBW [MHz]	1.000000 3.000000
Detector TraceMode	POS MAXH
Sweep: Time [ms] Count Points per Section Type	2 1500 1001 SWE

RESULT 26 dB

Test Description	Lower Limit	Upper Limit	Measured	Unit	Verdict
Bandwidth 26dB	---	---	60.9	MHz	INFO



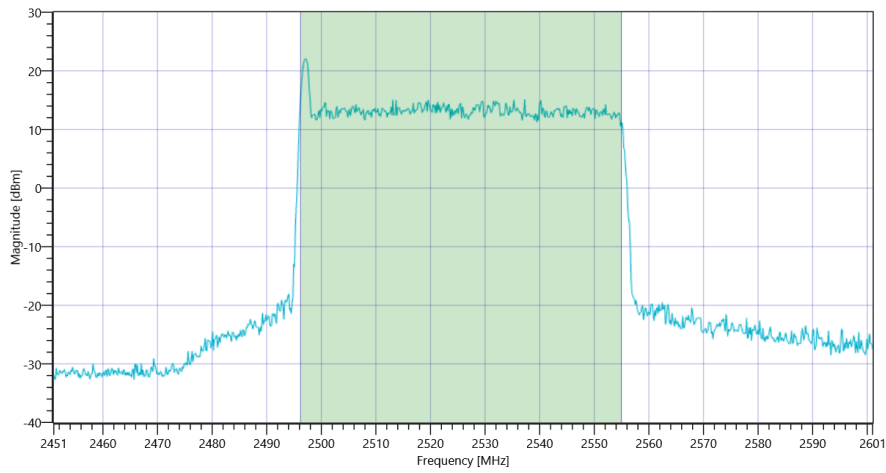
FCC, ISED # Bandwidth 99PCT and 26dB ~ NR Band_41 Ant-1 SCS-30 26dB

RESULT 99%

Test Description	Lower Limit	Upper Limit	Measured	Unit	Verdict
Bandwidth 99%	---	---	58.741	MHz	INFO

READ SA SETTINGS:

RefLevel [dBm] RefLevelOffset [dB] InpAtt [dB]	22.07 0 40
Start [MHz] Stop [MHz]	2451.000 2601.000
RBW [MHz] VBW [MHz]	1.000000 3.000000
Detector TraceMode	POS MAXH
Sweep: Time [ms] Count Points per Section Type	1 1500 1001 SWE



FCC, ISED # Bandwidth 99PCT and 26dB ~ NR Band_41 Ant-1 SCS-30 26dB

General verdict

PASS

FCC, ISED # Block edge conducted ~ NR Band_41 Ant-2 SCS-30

Test References	
TC Start	21.05.2022 23:25:19
Ambit Temp [°C] Humidity [rel%]	31.1 30
System Version	3.0.6.4
Test Specification	FCC, ISED -
Test Method	
TC Version	0.0.1
My Description	FCC/ISED MobileRadio Block edge conducted - NR Band_41
Add. Information	

Test Parameter	
Technology to test	NR
Band	Band_41
SCS [kHz]	30
Antenna Port used	2
Temperature	nom
Voltage	nom
Frequency low to test	True
Frequency mid to test	False
Frequency high to test	False
Auto Control enabled Power Supply Climatic Box	No No
Additional Path Loss [dB]	0
Switched Path	None

Test Equipment	
Signal analyzer,Rohde&Schwarz,FSV-40,1307.9002K40/101042,3.70	

Test at BW [MHz]: 60

Test freq: low , UL[MHz]/CH 2526/0 , CBW [MHz]: 60 , RB_100PCT , Mod: 16QAM

RESULT: Reference Power cond.

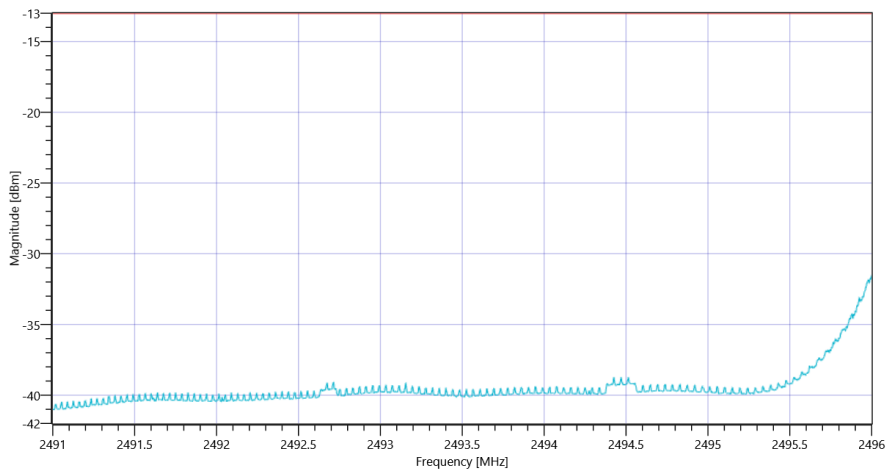
Test Description	Lower Limit	Upper Limit	Measured	Unit	Verdict
Ref. Power 1MHz/1MHz cond.	---	---	21.76	dBm	INFO
Ref. Frequency	---	---	2497.030	MHz	INFO

READ SA SETTINGS:

RefLevel [dBm] RefLevelOffset [dB] InpAtt [dB]	21.76 0 40
Start [MHz] Stop [MHz]	2491.000 2496.000
RBW [MHz] VBW [MHz]	0.500000 2.000000
Detector TraceMode	RMS MAXH
Sweep: Time [ms] Count Points per Section Type	30000 1 1001 SWE

RESULT lower band

Test Description	Lower Limit	Upper Limit	Measured	Unit	Verdict
Band power 1MHz					
Frequency [MHz] 2496.5	---	-13	-34.44	dBm	PASS
Frequency [MHz] 2497.5	---	-13	-36.86	dBm	PASS
Frequency [MHz] 2498.5	---	-13	-37.09	dBm	PASS
Frequency [MHz] 2499.5	---	-13	-37.26	dBm	PASS
Frequency [MHz] 2500.5	---	-13	-37.69	dBm	PASS



FCC, ISED # Block edge conducted ~ NR Band_41 Ant-1 SCS-30

General verdict

PASS

FCC, ISED # TX Emissions conducted ~ NR Band_41 Ant-2 SCS-30

Test References	
TC Start	21.05.2022 23:26:25
Ambit Temp [°C] Humidity [rel%]	31.1 30
System Version	3.0.6.4
Test Specification	FCC, ISED -
Test Method	
TC Version	0.0.1
My Description	FCC/ISED MobileRadio TX Emissions conducted - NR Band_41
Add. Information	

Test Parameter	
Technology to test	NR
Band	Band_41
SCS [kHz]	30
Antenna Port used	2
Temperature	nom
Voltage	nom
Frequency low to test	True
Frequency mid to test	False
Frequency high to test	False
Auto Control enabled Power Supply Climatic Box	No No
Additional Path Loss [dB]	0
Switched Path	None

Test Equipment	
Signal analyzer,Rohde&Schwarz,FSV-40,1307.9002K40/101042,3.70	

Test at BW [MHz]: 60

Test freq: low , UL[MHz]/CH 2526/0 , CBW [MHz]: 60 , RB_100PCT , Mod: 16QAM

RESULT: Reference Power cond.

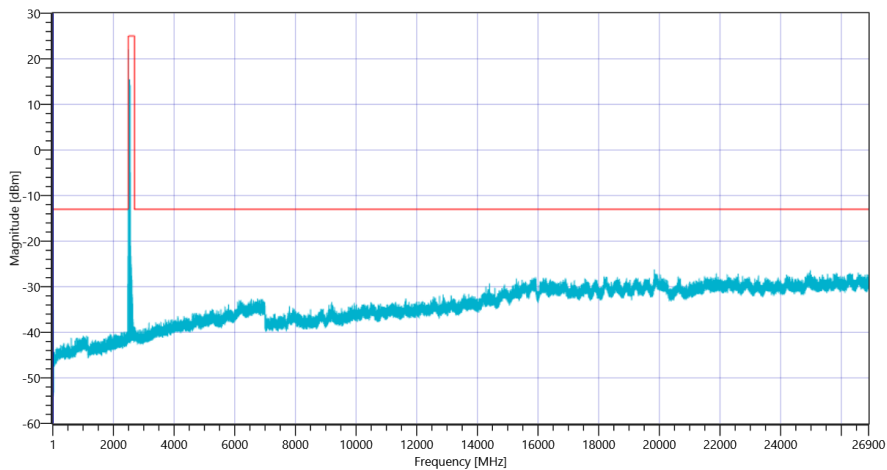
Test Description	Lower Limit	Upper Limit	Measured	Unit	Verdict
Ref. Power 1MHz/1MHz cond.	---	---	22.06	dBm	INFO
Ref. Frequency	---	---	2497.030	MHz	INFO

READ SA SETTINGS:

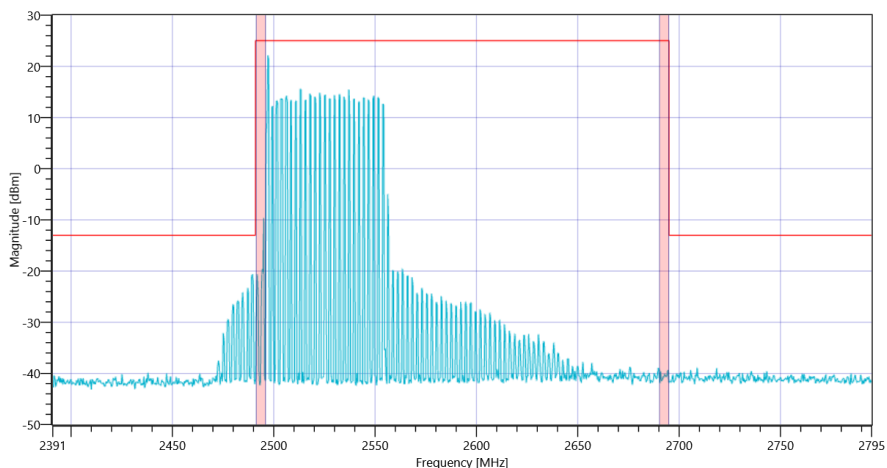
RefLevel [dBm] RefLevelOffset [dB] InpAtt [dB]	11.06 0 30
Start [MHz] Stop [MHz]	1.000 401.000
RBW [MHz] VBW [MHz]	1.000000 3.000000
Detector TraceMode	POS MAXH
Sweep: Time [ms] Count Points per Section Type	1600 1 1001 SWE

RESULT Test freq: low , UL[MHz]/CH 2526/0 , CBW [MHz]: 60 , RB_100PCT , Mod: 16QAM

Test Description	Lower Limit	Upper Limit	Measured	Unit	Verdict
Peaks higher limit	---	0	0	no	PASS



FCC, ISED # TX Emissions conducted ~ NR Band_41 Ant-1 SCS-30 2526 MHz



FCC, ISED # TX Emissions conducted ~ NR Band_41 Ant-1 SCS-30 2526

General verdict

PASS

FCC, ISED # Bandwidth 99PCT and 26dB ~ NR Band_41 Ant-2 SCS-30

Test References	
TC Start	21.05.2022 23:30:23
Ambit Temp [°C] Humidity [rel%]	31.1 30
System Version	3.0.6.4
Test Specification	FCC, ISED -
Test Method	
TC Version	0.0.1
My Description	FCC/ISED Bandwidths 99PCT and 26dB - NR Band_41
Add. Information	

Test Parameter	
Technology to test	NR
Band	Band_41
SCS [kHz]	30
Antenna Port used	2
Temperature	nom
Voltage	nom
Frequency low to test	True
Frequency mid to test	False
Frequency high to test	False
Auto Control enabled Power Supply Climatic Box	No No
Additional Path Loss [dB]	0
Switched Path	None

Test Equipment	
Signal analyzer,Rohde&Schwarz,FSV-40,1307.9002K40/101042,3.70	

Test at BW [MHz]: 60

Test freq: low , UL[MHz]/CH 2526/0 , CBW [MHz]: 60 , RB_100PCT , Mod: 64QAM

RESULT: Reference Power cond.

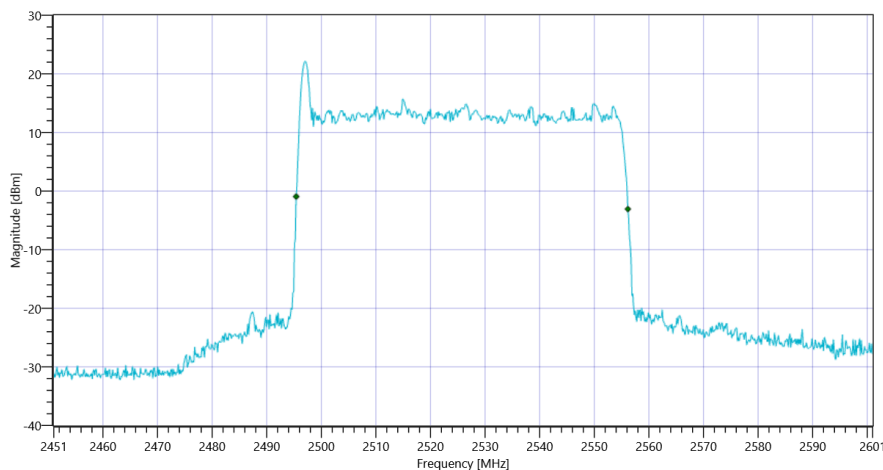
Test Description	Lower Limit	Upper Limit	Measured	Unit	Verdict
Ref. Power 1MHz/1MHz cond.	---	---	21.94	dBm	INFO
Ref. Frequency	---	---	2497.030	MHz	INFO

READ SA SETTINGS:

RefLevel [dBm] RefLevelOffset [dB] InpAtt [dB]	21.94 0 40
Start [MHz] Stop [MHz]	2451.000 2601.000
RBW [MHz] VBW [MHz]	1.000000 3.000000
Detector TraceMode	POS MAXH
Sweep: Time [ms] Count Points per Section Type	2 1500 1001 SWE

RESULT 26 dB

Test Description	Lower Limit	Upper Limit	Measured	Unit	Verdict
Bandwidth 26dB	---	---	60.75	MHz	INFO



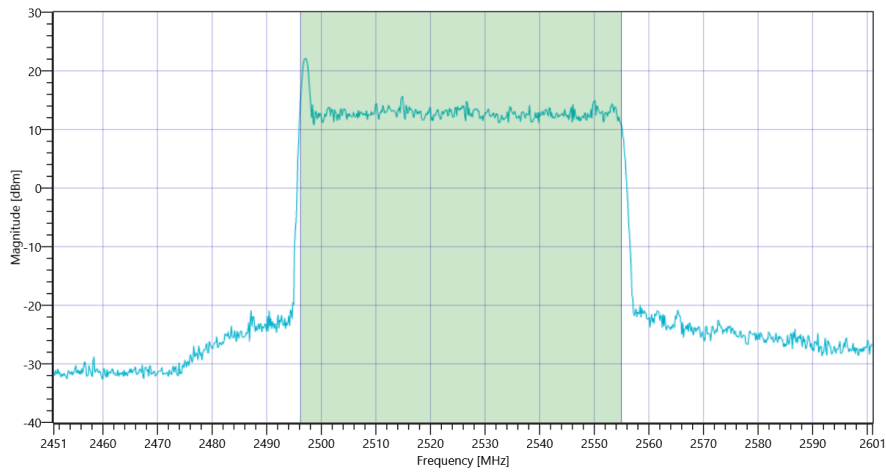
FCC, ISED # Bandwidth 99PCT and 26dB ~ NR Band_41 Ant-1 SCS-30 26dB

RESULT 99%

Test Description	Lower Limit	Upper Limit	Measured	Unit	Verdict
Bandwidth 99%	---	---	58.741	MHz	INFO

READ SA SETTINGS:

RefLevel [dBm] RefLevelOffset [dB] InpAtt [dB]	21.94 0 40
Start [MHz] Stop [MHz]	2451.000 2601.000
RBW [MHz] VBW [MHz]	1.000000 3.000000
Detector TraceMode	POS MAXH
Sweep: Time [ms] Count Points per Section Type	1 1500 1001 SWE



FCC, ISED # Bandwidth 99PCT and 26dB ~ NR Band_41 Ant-1 SCS-30 26dB

General verdict

PASS

FCC, ISED # Block edge conducted ~ NR Band_41 Ant-2 SCS-30

Test References	
TC Start	21.05.2022 23:31:21
Ambit Temp [°C] Humidity [rel%]	31.1 30
System Version	3.0.6.4
Test Specification	FCC, ISED -
Test Method	
TC Version	0.0.1
My Description	FCC/ISED MobileRadio Block edge conducted - NR Band_41
Add. Information	

Test Parameter	
Technology to test	NR
Band	Band_41
SCS [kHz]	30
Antenna Port used	2
Temperature	nom
Voltage	nom
Frequency low to test	True
Frequency mid to test	False
Frequency high to test	False
Auto Control enabled Power Supply Climatic Box	No No
Additional Path Loss [dB]	0
Switched Path	None

Test Equipment	
Signal analyzer,Rohde&Schwarz,FSV-40,1307.9002K40/101042,3.70	

Test at BW [MHz]: 60

Test freq: low , UL[MHz]/CH 2526/0 , CBW [MHz]: 60 , RB_100PCT , Mod: 64QAM

RESULT: Reference Power cond.

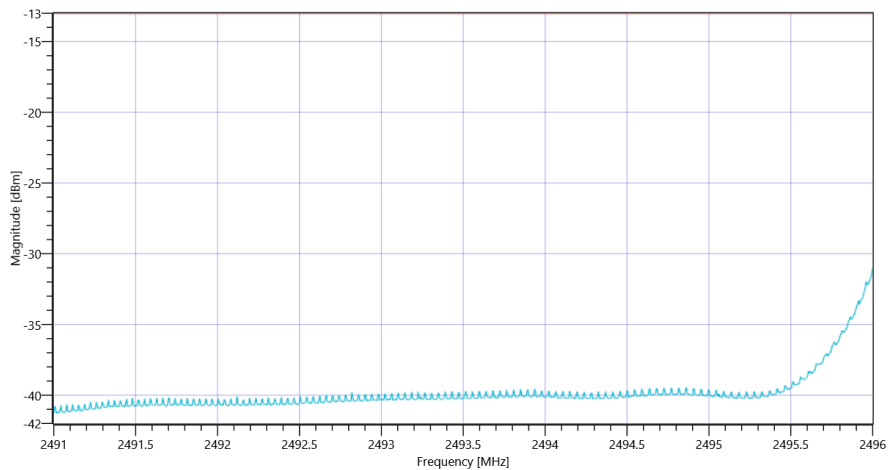
Test Description	Lower Limit	Upper Limit	Measured	Unit	Verdict
Ref. Power 1MHz/1MHz cond.	---	---	21.82	dBm	INFO
Ref. Frequency	---	---	2497.030	MHz	INFO

READ SA SETTINGS:

RefLevel [dBm] RefLevelOffset [dB] InpAtt [dB]	21.82 0 40
Start [MHz] Stop [MHz]	2491.000 2496.000
RBW [MHz] VBW [MHz]	0.500000 2.000000
Detector TraceMode	RMS MAXH
Sweep: Time [ms] Count Points per Section Type	30000 1 1001 SWE

RESULT lower band

Test Description	Lower Limit	Upper Limit	Measured	Unit	Verdict
Band power 1MHz					
Frequency [MHz] 2496.5	---	-13	-34.5	dBm	PASS
Frequency [MHz] 2497.5	---	-13	-37.25	dBm	PASS
Frequency [MHz] 2498.5	---	-13	-37.37	dBm	PASS
Frequency [MHz] 2499.5	---	-13	-37.71	dBm	PASS
Frequency [MHz] 2500.5	---	-13	-37.99	dBm	PASS



FCC, ISED # Block edge conducted ~ NR Band_41 Ant-1 SCS-30

General verdict

PASS

FCC, ISED # TX Emissions conducted ~ NR Band_41 Ant-2 SCS-30

Test References	
TC Start	21.05.2022 23:32:22
Ambit Temp [°C] Humidity [rel%]	31.1 30
System Version	3.0.6.4
Test Specification	FCC, ISED -
Test Method	
TC Version	0.0.1
My Description	FCC/ISED MobileRadio TX Emissions conducted - NR Band_41
Add. Information	

Test Parameter	
Technology to test	NR
Band	Band_41
SCS [kHz]	30
Antenna Port used	2
Temperature	nom
Voltage	nom
Frequency low to test	True
Frequency mid to test	False
Frequency high to test	False
Auto Control enabled Power Supply Climatic Box	No No
Additional Path Loss [dB]	0
Switched Path	None

Test Equipment	
Signal analyzer,Rohde&Schwarz,FSV-40,1307.9002K40/101042,3.70	

Test at BW [MHz]: 60

Test freq: low , UL[MHz]/CH 2526/0 , CBW [MHz]: 60 , RB_100PCT , Mod: 64QAM

RESULT: Reference Power cond.

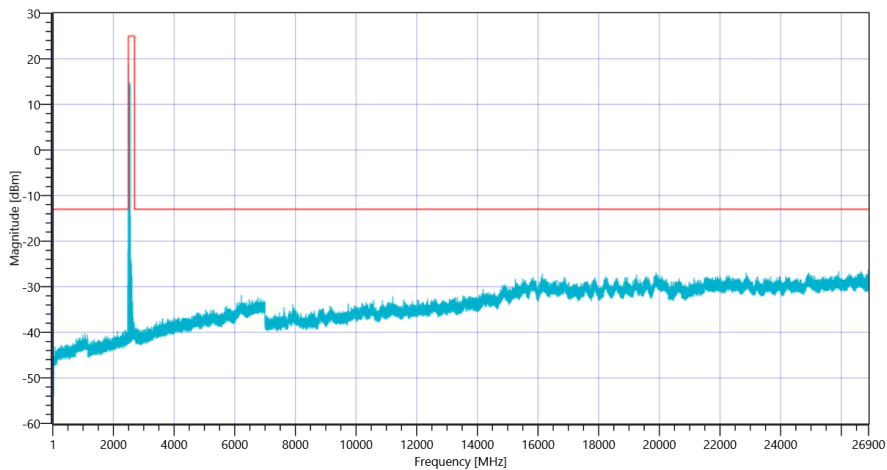
Test Description	Lower Limit	Upper Limit	Measured	Unit	Verdict
Ref. Power 1MHz/1MHz cond.	---	---	21.86	dBm	INFO
Ref. Frequency	---	---	2497.030	MHz	INFO

READ SA SETTINGS:

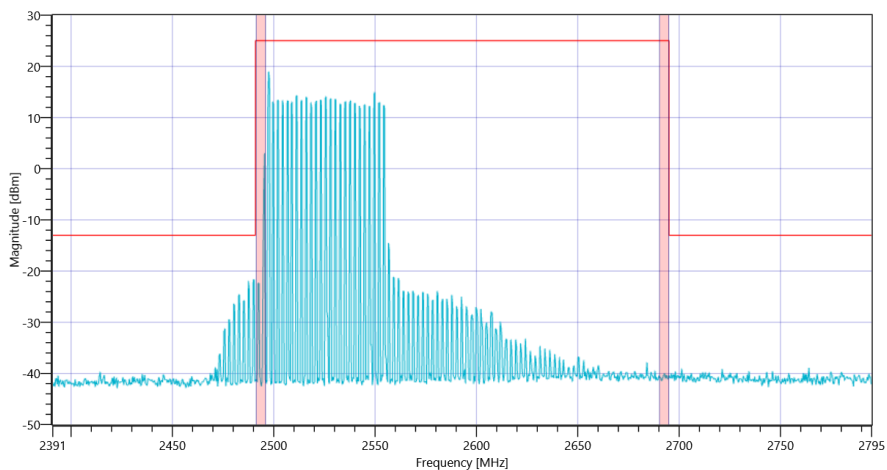
RefLevel [dBm] RefLevelOffset [dB] InpAtt [dB]	10.86 0 30
Start [MHz] Stop [MHz]	1.000 401.000
RBW [MHz] VBW [MHz]	1.000000 3.000000
Detector TraceMode	POS MAXH
Sweep: Time [ms] Count Points per Section Type	1600 1 1001 SWE

RESULT Test freq: low , UL[MHz]/CH 2526/0 , CBW [MHz]: 60 , RB_100PCT , Mod: 64QAM

Test Description	Lower Limit	Upper Limit	Measured	Unit	Verdict
Peaks higher limit	---	0	0	no	PASS



FCC, ISED # TX Emissions conducted ~ NR Band_41 Ant-1 SCS-30 2526 MHz



FCC, ISED # TX Emissions conducted ~ NR Band_41 Ant-1 SCS-30 2526

General verdict

PASS

FCC, ISED # Bandwidth 99PCT and 26dB ~ NR Band_41 Ant-2 SCS-30

Test References	
TC Start	21.05.2022 23:36:13
Ambit Temp [°C] Humidity [rel%]	31.1 30
System Version	3.0.6.4
Test Specification	FCC, ISED -
Test Method	
TC Version	0.0.1
My Description	FCC/ISED Bandwidths 99PCT and 26dB - NR Band_41
Add. Information	

Test Parameter	
Technology to test	NR
Band	Band_41
SCS [kHz]	30
Antenna Port used	2
Temperature	nom
Voltage	nom
Frequency low to test	False
Frequency mid to test	True
Frequency high to test	False
Auto Control enabled Power Supply Climatic Box	No No
Additional Path Loss [dB]	0
Switched Path	None

Test Equipment	
Signal analyzer,Rohde&Schwarz,FSV-40,1307.9002K40/101042,3.70	

Test at BW [MHz]: 60

Test freq: mid , UL[MHz]/CH 2593/0 , CBW [MHz]: 60 , RB_100PCT , Mod: QPSK

RESULT: Reference Power cond.

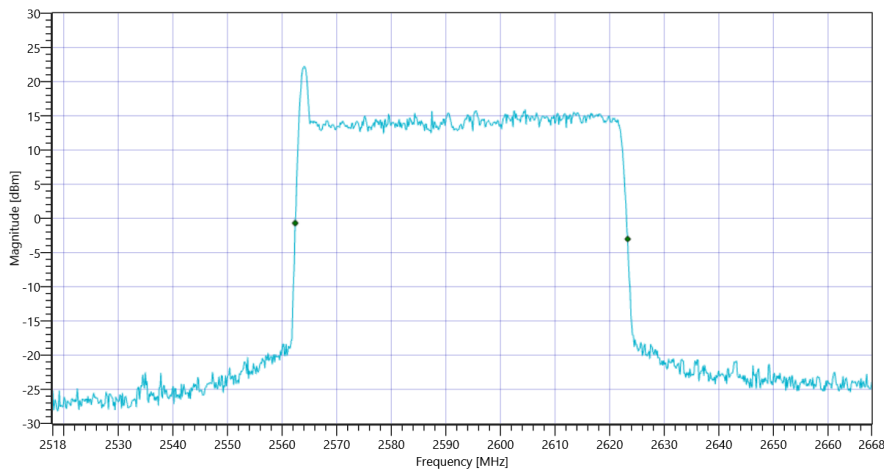
Test Description	Lower Limit	Upper Limit	Measured	Unit	Verdict
Ref. Power 1MHz/1MHz cond.	---	---	22.22	dBm	INFO
Ref. Frequency	---	---	2564.030	MHz	INFO

READ SA SETTINGS:

RefLevel [dBm] RefLevelOffset [dB] InpAtt [dB]	22.22 0 40
Start [MHz] Stop [MHz]	2518.000 2668.000
RBW [MHz] VBW [MHz]	1.000000 3.000000
Detector TraceMode	POS MAXH
Sweep: Time [ms] Count Points per Section Type	2 1500 1001 SWE

RESULT 26 dB

Test Description	Lower Limit	Upper Limit	Measured	Unit	Verdict
Bandwidth 26dB	---	---	60.9	MHz	INFO



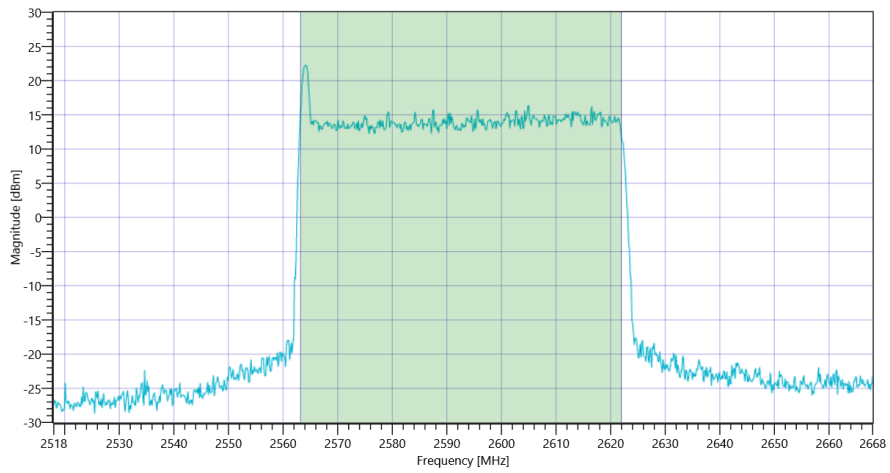
FCC, ISED # Bandwidth 99PCT and 26dB ~ NR Band_41 Ant-1 SCS-30 26dB

RESULT 99%

Test Description	Lower Limit	Upper Limit	Measured	Unit	Verdict
Bandwidth 99%	---	---	58.741	MHz	INFO

READ SA SETTINGS:

RefLevel [dBm] RefLevelOffset [dB] InpAtt [dB]	22.22 0 40
Start [MHz] Stop [MHz]	2518.000 2668.000
RBW [MHz] VBW [MHz]	1.000000 3.000000
Detector TraceMode	POS MAXH
Sweep: Time [ms] Count Points per Section Type	1 1500 1001 SWE



FCC, ISED # Bandwidth 99PCT and 26dB ~ NR Band_41 Ant-1 SCS-30 26dB

General verdict

PASS

FCC, ISED # TX Emissions conducted ~ NR Band_41 Ant-2 SCS-30

Test References	
TC Start	21.05.2022 23:37:51
Ambit Temp [°C] Humidity [rel%]	31.1 30
System Version	3.0.6.4
Test Specification	FCC, ISED -
Test Method	
TC Version	0.0.1
My Description	FCC/ISED MobileRadio TX Emissions conducted - NR Band_41
Add. Information	

Test Parameter	
Technology to test	NR
Band	Band_41
SCS [kHz]	30
Antenna Port used	2
Temperature	nom
Voltage	nom
Frequency low to test	False
Frequency mid to test	True
Frequency high to test	False
Auto Control enabled Power Supply Climatic Box	No No
Additional Path Loss [dB]	0
Switched Path	None

Test Equipment	
Signal analyzer,Rohde&Schwarz,FSV-40,1307.9002K40/101042,3.70	

Test at BW [MHz]: 60

Test freq: mid , UL[MHz]/CH 2593/0 , CBW [MHz]: 60 , RB_100PCT , Mod: QPSK

RESULT: Reference Power cond.

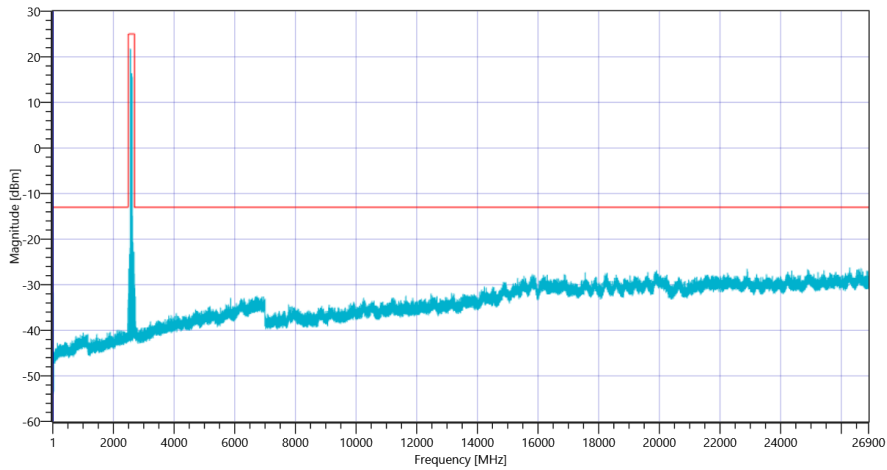
Test Description	Lower Limit	Upper Limit	Measured	Unit	Verdict
Ref. Power 1MHz/1MHz cond.	---	---	22.02	dBm	INFO
Ref. Frequency	---	---	2564.030	MHz	INFO

READ SA SETTINGS:

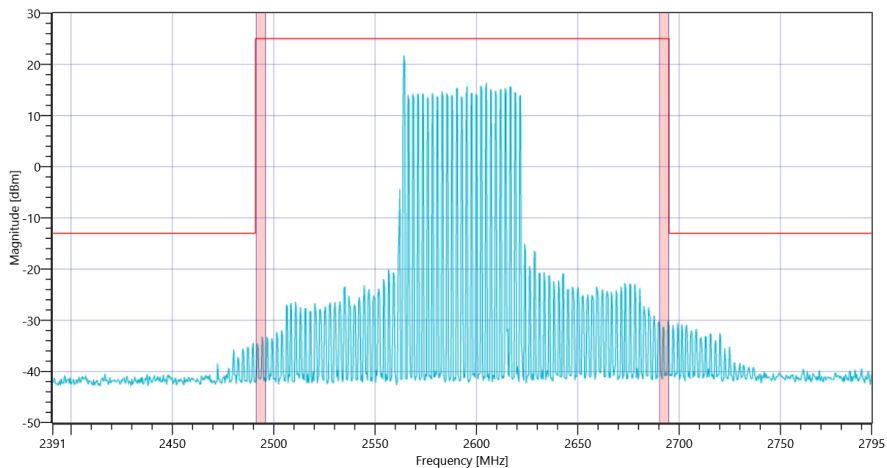
RefLevel [dBm] RefLevelOffset [dB] InpAtt [dB]	11.02 0 30
Start [MHz] Stop [MHz]	1.000 401.000
RBW [MHz] VBW [MHz]	1.000000 3.000000
Detector TraceMode	POS MAXH
Sweep: Time [ms] Count Points per Section Type	1600 1 1001 SWE

RESULT Test freq: mid , UL[MHz]/CH 2593/0 , CBW [MHz]: 60 , RB_100PCT , Mod: QPSK

Test Description	Lower Limit	Upper Limit	Measured	Unit	Verdict
Peaks higher limit	---	0	0	no	PASS



FCC, ISED # TX Emissions conducted ~ NR Band_41 Ant-1 SCS-30 2593 MHz



FCC, ISED # TX Emissions conducted ~ NR Band_41 Ant-1 SCS-30 2593

General verdict

PASS

FCC, ISED # Bandwidth 99PCT and 26dB ~ NR Band_41 Ant-2 SCS-30

Test References	
TC Start	21.05.2022 23:41:37
Ambit Temp [°C] Humidity [rel%]	31.1 30
System Version	3.0.6.4
Test Specification	FCC, ISED -
Test Method	
TC Version	0.0.1
My Description	FCC/ISED Bandwidths 99PCT and 26dB - NR Band_41
Add. Information	

Test Parameter	
Technology to test	NR
Band	Band_41
SCS [kHz]	30
Antenna Port used	2
Temperature	nom
Voltage	nom
Frequency low to test	False
Frequency mid to test	True
Frequency high to test	False
Auto Control enabled Power Supply Climatic Box	No No
Additional Path Loss [dB]	0
Switched Path	None

Test Equipment	
Signal analyzer,Rohde&Schwarz,FSV-40,1307.9002K40/101042,3.70	

Test at BW [MHz]: 60

Test freq: mid , UL[MHz]/CH 2593/0 , CBW [MHz]: 60 , RB_100PCT , Mod: 16QAM

RESULT: Reference Power cond.

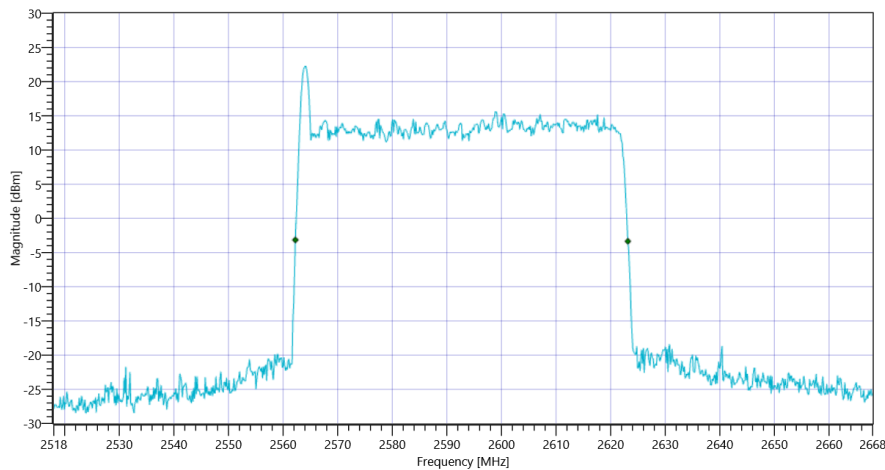
Test Description	Lower Limit	Upper Limit	Measured	Unit	Verdict
Ref. Power 1MHz/1MHz cond.	---	---	21.85	dBm	INFO
Ref. Frequency	---	---	2563.930	MHz	INFO

READ SA SETTINGS:

RefLevel [dBm] RefLevelOffset [dB] InpAtt [dB]	21.85 0 40
Start [MHz] Stop [MHz]	2518.000 2668.000
RBW [MHz] VBW [MHz]	1.000000 3.000000
Detector TraceMode	POS MAXH
Sweep: Time [ms] Count Points per Section Type	2 1500 1001 SWE

RESULT 26 dB

Test Description	Lower Limit	Upper Limit	Measured	Unit	Verdict
Bandwidth 26dB	---	---	60.9	MHz	INFO



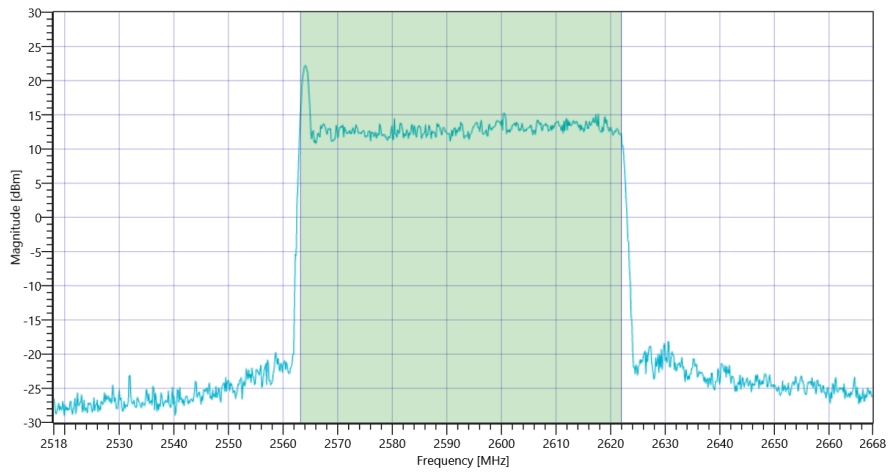
FCC, ISED # Bandwidth 99PCT and 26dB ~ NR Band_41 Ant-1 SCS-30 26dB

RESULT 99%

Test Description	Lower Limit	Upper Limit	Measured	Unit	Verdict
Bandwidth 99%	---	---	58.741	MHz	INFO

READ SA SETTINGS:

RefLevel [dBm] RefLevelOffset [dB] InpAtt [dB]	21.85 0 40
Start [MHz] Stop [MHz]	2518.000 2668.000
RBW [MHz] VBW [MHz]	1.000000 3.000000
Detector TraceMode	POS MAXH
Sweep: Time [ms] Count Points per Section Type	1 1500 1001 SWE



General verdict

PASS

FCC, ISED # TX Emissions conducted ~ NR Band_41 Ant-2 SCS-30

Test References	
TC Start	21.05.2022 23:42:44
Ambit Temp [°C] Humidity [rel%]	31.1 30
System Version	3.0.6.4
Test Specification	FCC, ISED -
Test Method	
TC Version	0.0.1
My Description	FCC/ISED MobileRadio TX Emissions conducted - NR Band_41
Add. Information	

Test Parameter	
Technology to test	NR
Band	Band_41
SCS [kHz]	30
Antenna Port used	2
Temperature	nom
Voltage	nom
Frequency low to test	False
Frequency mid to test	True
Frequency high to test	False
Auto Control enabled Power Supply Climatic Box	No No
Additional Path Loss [dB]	0
Switched Path	None

Test Equipment	
Signal analyzer,Rohde&Schwarz,FSV-40,1307.9002K40/101042,3.70	

Test at BW [MHz]: 60

Test freq: mid , UL[MHz]/CH 2593/0 , CBW [MHz]: 60 , RB_100PCT , Mod: 16QAM

RESULT: Reference Power cond.

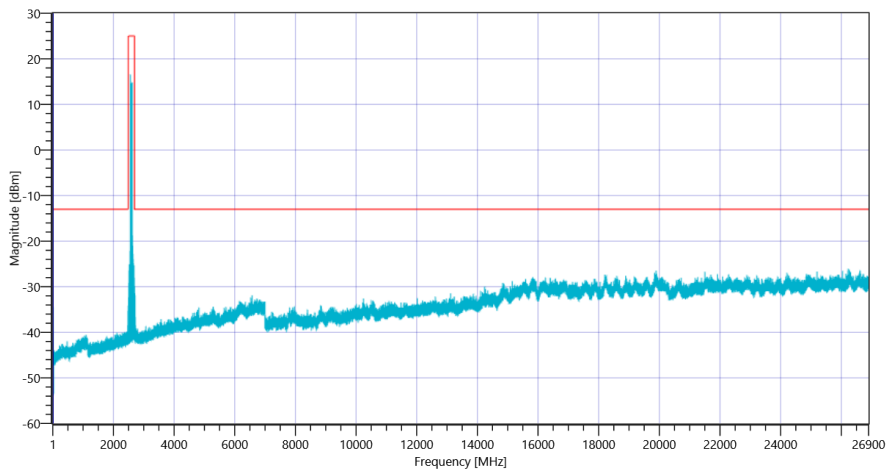
Test Description	Lower Limit	Upper Limit	Measured	Unit	Verdict
Ref. Power 1MHz/1MHz cond.	---	---	21.92	dBm	INFO
Ref. Frequency	---	---	2564.030	MHz	INFO

READ SA SETTINGS:

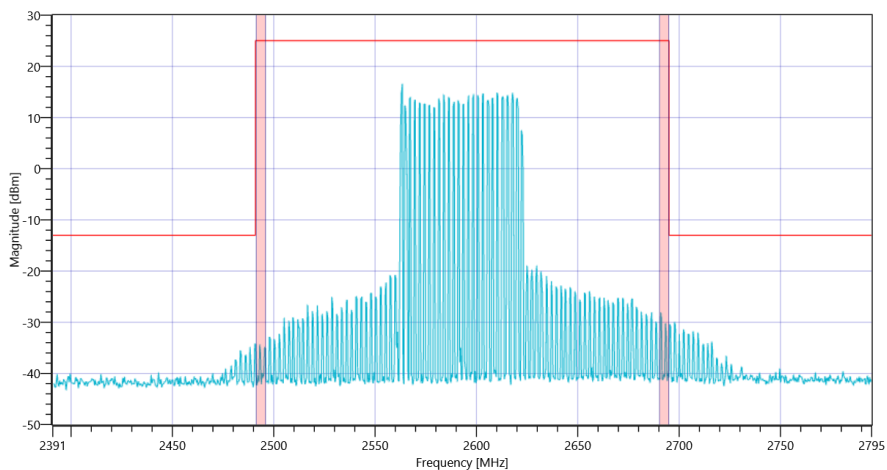
RefLevel [dBm] RefLevelOffset [dB] InpAtt [dB]	10.92 0 30
Start [MHz] Stop [MHz]	1.000 401.000
RBW [MHz] VBW [MHz]	1.000000 3.000000
Detector TraceMode	POS MAXH
Sweep: Time [ms] Count Points per Section Type	1600 1 1001 SWE

RESULT Test freq: mid , UL[MHz]/CH 2593/0 , CBW [MHz]: 60 , RB_100PCT , Mod: 16QAM

Test Description	Lower Limit	Upper Limit	Measured	Unit	Verdict
Peaks higher limit	---	0	0	no	PASS



FCC, ISED # TX Emissions conducted ~ NR Band_41 Ant-1 SCS-30 2593 MHz



FCC, ISED # TX Emissions conducted ~ NR Band_41 Ant-1 SCS-30 2593

General verdict

PASS

FCC, ISED # Bandwidth 99PCT and 26dB ~ NR Band_41 Ant-2 SCS-30

Test References	
TC Start	21.05.2022 23:47:37
Ambit Temp [°C] Humidity [rel%]	31.0 30
System Version	3.0.6.4
Test Specification	FCC, ISED -
Test Method	
TC Version	0.0.1
My Description	FCC/ISED Bandwidths 99PCT and 26dB - NR Band_41
Add. Information	

Test Parameter	
Technology to test	NR
Band	Band_41
SCS [kHz]	30
Antenna Port used	2
Temperature	nom
Voltage	nom
Frequency low to test	False
Frequency mid to test	True
Frequency high to test	False
Auto Control enabled Power Supply Climatic Box	No No
Additional Path Loss [dB]	0
Switched Path	None

Test Equipment	
Signal analyzer,Rohde&Schwarz,FSV-40,1307.9002K40/101042,3.70	

Test at BW [MHz]: 60

Test freq: mid , UL[MHz]/CH 2593/0 , CBW [MHz]: 60 , RB_100PCT , Mod: 64QAM

RESULT: Reference Power cond.

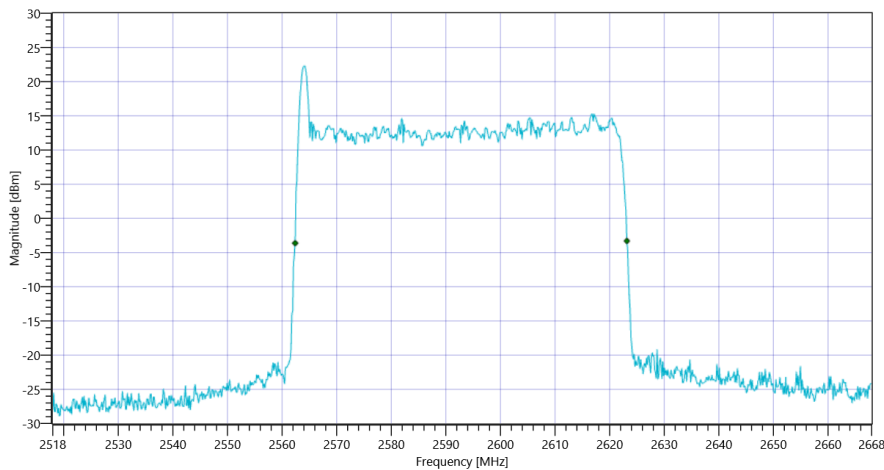
Test Description	Lower Limit	Upper Limit	Measured	Unit	Verdict
Ref. Power 1MHz/1MHz cond.	---	---	22.28	dBm	INFO
Ref. Frequency	---	---	2564.030	MHz	INFO

READ SA SETTINGS:

RefLevel [dBm] RefLevelOffset [dB] InpAtt [dB]	22.28 0 40
Start [MHz] Stop [MHz]	2518.000 2668.000
RBW [MHz] VBW [MHz]	1.000000 3.000000
Detector TraceMode	POS MAXH
Sweep: Time [ms] Count Points per Section Type	2 1500 1001 SWE

RESULT 26 dB

Test Description	Lower Limit	Upper Limit	Measured	Unit	Verdict
Bandwidth 26dB	---	---	60.75	MHz	INFO



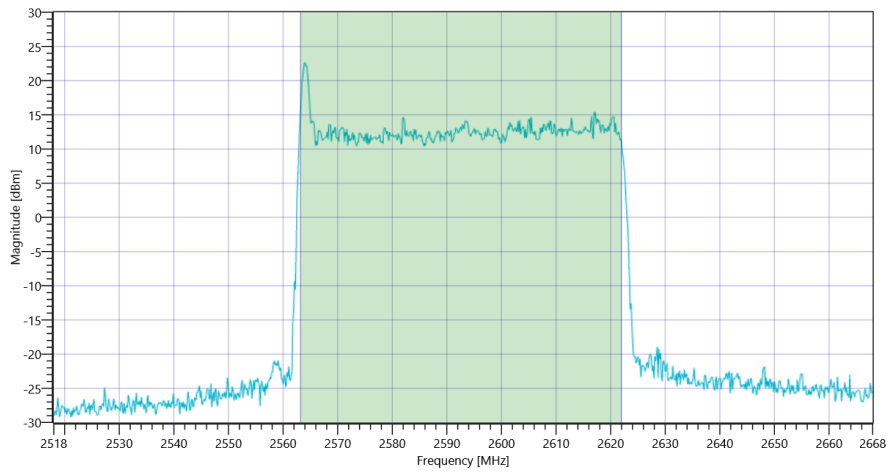
FCC, ISED # Bandwidth 99PCT and 26dB ~ NR Band_41 Ant-1 SCS-30 26dB

RESULT 99%

Test Description	Lower Limit	Upper Limit	Measured	Unit	Verdict
Bandwidth 99%	---	---	58.741	MHz	INFO

READ SA SETTINGS:

RefLevel [dBm] RefLevelOffset [dB] InpAtt [dB]	22.28 0 40
Start [MHz] Stop [MHz]	2518.000 2668.000
RBW [MHz] VBW [MHz]	1.000000 3.000000
Detector TraceMode	POS MAXH
Sweep: Time [ms] Count Points per Section Type	1 1500 1001 SWE



FCC, ISED # Bandwidth 99PCT and 26dB ~ NR Band_41 Ant-1 SCS-30 26dB

General verdict

PASS

FCC, ISED # TX Emissions conducted ~ NR Band_41 Ant-2 SCS-30

Test References	
TC Start	21.05.2022 23:48:38
Ambit Temp [°C] Humidity [rel%]	31.0 30
System Version	3.0.6.4
Test Specification	FCC, ISED -
Test Method	
TC Version	0.0.1
My Description	FCC/ISED MobileRadio TX Emissions conducted - NR Band_41
Add. Information	

Test Parameter	
Technology to test	NR
Band	Band_41
SCS [kHz]	30
Antenna Port used	2
Temperature	nom
Voltage	nom
Frequency low to test	False
Frequency mid to test	True
Frequency high to test	False
Auto Control enabled Power Supply Climatic Box	No No
Additional Path Loss [dB]	0
Switched Path	None

Test Equipment	
Signal analyzer,Rohde&Schwarz,FSV-40,1307.9002K40/101042,3.70	

Test at BW [MHz]: 60

Test freq: mid , UL[MHz]/CH 2593/0 , CBW [MHz]: 60 , RB_100PCT , Mod: 64QAM

RESULT: Reference Power cond.

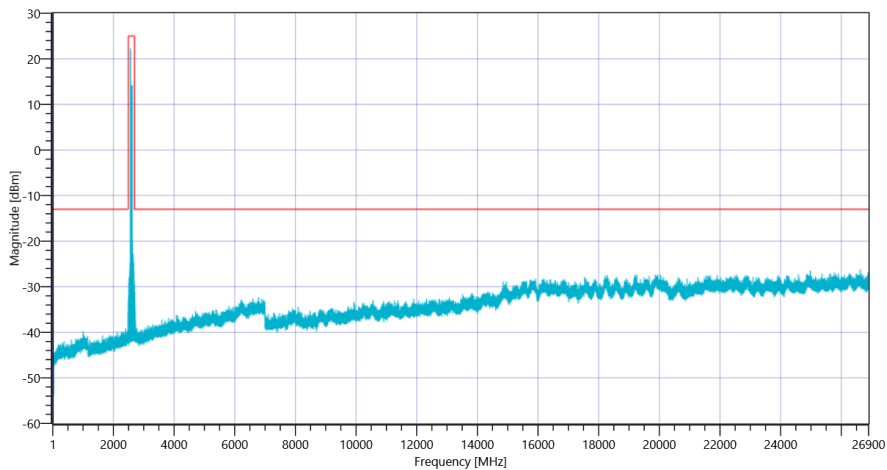
Test Description	Lower Limit	Upper Limit	Measured	Unit	Verdict
Ref. Power 1MHz/1MHz cond.	---	---	22.30	dBm	INFO
Ref. Frequency	---	---	2564.030	MHz	INFO

READ SA SETTINGS:

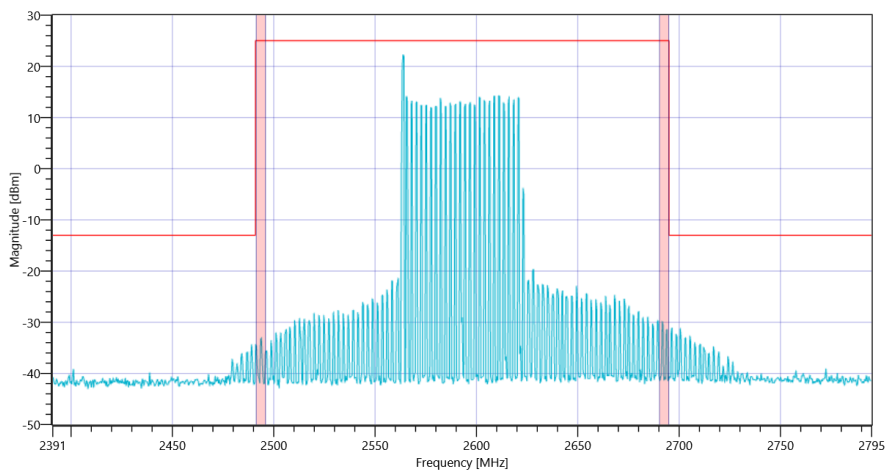
RefLevel [dBm] RefLevelOffset [dB] InpAtt [dB]	11.30 0 30
Start [MHz] Stop [MHz]	1.000 401.000
RBW [MHz] VBW [MHz]	1.000000 3.000000
Detector TraceMode	POS MAXH
Sweep: Time [ms] Count Points per Section Type	1600 1 1001 SWE

RESULT Test freq: mid , UL[MHz]/CH 2593/0 , CBW [MHz]: 60 , RB_100PCT , Mod: 64QAM

Test Description	Lower Limit	Upper Limit	Measured	Unit	Verdict
Peaks higher limit	---	0	0	no	PASS



FCC, ISED # TX Emissions conducted ~ NR Band_41 Ant-1 SCS-30 2593 MHz



FCC, ISED # TX Emissions conducted ~ NR Band_41 Ant-1 SCS-30 2593

General verdict

PASS

FCC, ISED # Bandwidth 99PCT and 26dB ~ NR Band_41 Ant-2 SCS-30

Test References	
TC Start	21.05.2022 23:53:22
Ambit Temp [°C] Humidity [rel%]	31.0 30
System Version	3.0.6.4
Test Specification	FCC, ISED -
Test Method	
TC Version	0.0.1
My Description	FCC/ISED Bandwidths 99PCT and 26dB - NR Band_41
Add. Information	

Test Parameter	
Technology to test	NR
Band	Band_41
SCS [kHz]	30
Antenna Port used	2
Temperature	nom
Voltage	nom
Frequency low to test	False
Frequency mid to test	False
Frequency high to test	True
Auto Control enabled Power Supply Climatic Box	No No
Additional Path Loss [dB]	0
Switched Path	None

Test Equipment	
Signal analyzer,Rohde&Schwarz,FSV-40,1307.9002K40/101042,3.70	

Test at BW [MHz]: 60

Test freq: high , UL[MHz]/CH 2660/0 , CBW [MHz]: 60 , RB_100PCT , Mod: QPSK

RESULT: Reference Power cond.

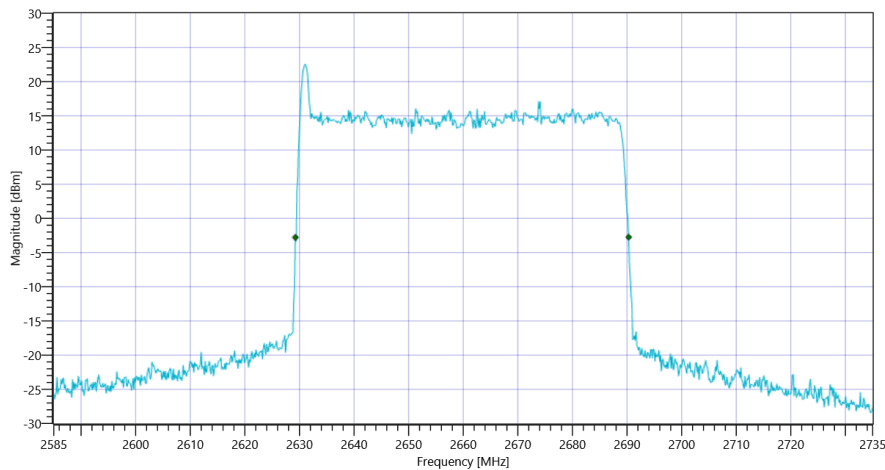
Test Description	Lower Limit	Upper Limit	Measured	Unit	Verdict
Ref. Power 1MHz/1MHz cond.	---	---	22.13	dBm	INFO
Ref. Frequency	---	---	2630.930	MHz	INFO

READ SA SETTINGS:

RefLevel [dBm] RefLevelOffset [dB] InpAtt [dB]	22.13 0 40
Start [MHz] Stop [MHz]	2585.000 2735.000
RBW [MHz] VBW [MHz]	1.000000 3.000000
Detector TraceMode	POS MAXH
Sweep: Time [ms] Count Points per Section Type	2 1500 1001 SWE

RESULT 26 dB

Test Description	Lower Limit	Upper Limit	Measured	Unit	Verdict
Bandwidth 26dB	---	---	61.05	MHz	INFO



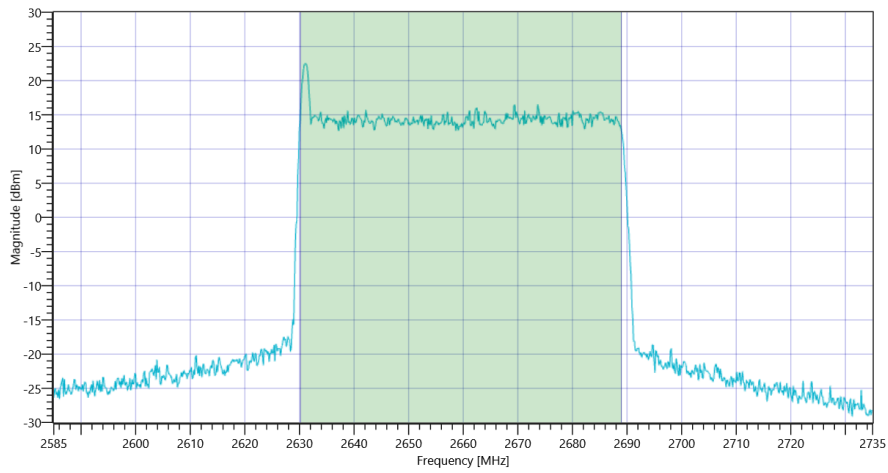
FCC, ISED # Bandwidth 99PCT and 26dB ~ NR Band_41 Ant-1 SCS-30 26dB

RESULT 99%

Test Description	Lower Limit	Upper Limit	Measured	Unit	Verdict
Bandwidth 99%	---	---	58.741	MHz	INFO

READ SA SETTINGS:

RefLevel [dBm] RefLevelOffset [dB] InpAtt [dB]	22.13 0 40
Start [MHz] Stop [MHz]	2585.000 2735.000
RBW [MHz] VBW [MHz]	1.000000 3.000000
Detector TraceMode	POS MAXH
Sweep: Time [ms] Count Points per Section Type	1 1500 1001 SWE



FCC, ISED # Bandwidth 99PCT and 26dB ~ NR Band_41 Ant-1 SCS-30 26dB

General verdict

PASS

FCC, ISED # Block edge conducted ~ NR Band_41 Ant-2 SCS-30

Test References	
TC Start	21.05.2022 23:54:48
Ambit Temp [°C] Humidity [rel%]	31.0 30
System Version	3.0.6.4
Test Specification	FCC, ISED -
Test Method	
TC Version	0.0.1
My Description	FCC/ISED MobileRadio Block edge conducted - NR Band_41
Add. Information	

Test Parameter	
Technology to test	NR
Band	Band_41
SCS [kHz]	30
Antenna Port used	2
Temperature	nom
Voltage	nom
Frequency low to test	False
Frequency mid to test	False
Frequency high to test	True
Auto Control enabled Power Supply Climatic Box	No No
Additional Path Loss [dB]	0
Switched Path	None

Test Equipment	
Signal analyzer,Rohde&Schwarz,FSV-40,1307.9002K40/101042,3.70	

Test at BW [MHz]: 60

Test freq: high , UL[MHz]/CH 2660/0 , CBW [MHz]: 60 , RB_100PCT , Mod: QPSK

RESULT: Reference Power cond.

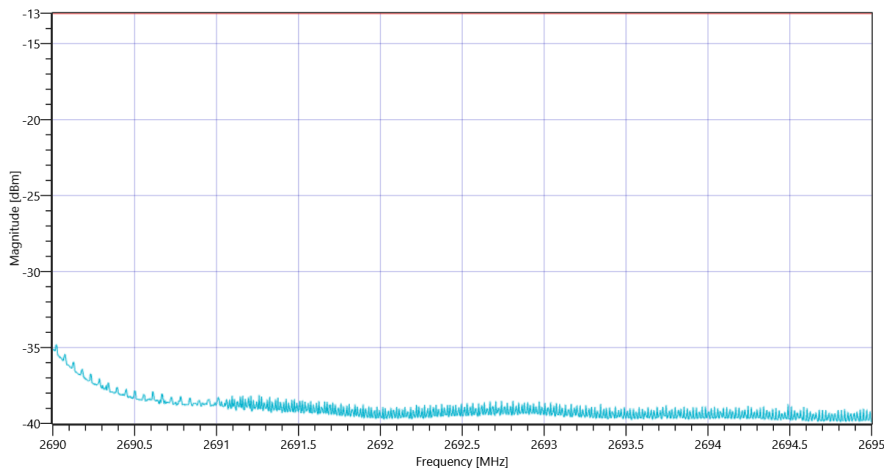
Test Description	Lower Limit	Upper Limit	Measured	Unit	Verdict
Ref. Power 1MHz/1MHz cond.	---	---	22.42	dBm	INFO
Ref. Frequency	---	---	2631.030	MHz	INFO

READ SA SETTINGS:

RefLevel [dBm] RefLevelOffset [dB] InpAtt [dB]	22.42 0 40
Start [MHz] Stop [MHz]	2690.000 2695.000
RBW [MHz] VBW [MHz]	0.500000 2.000000
Detector TraceMode	RMS MAXH
Sweep: Time [ms] Count Points per Section Type	30000 1 1001 SWE

RESULT upper band

Test Description	Lower Limit	Upper Limit	Measured	Unit	Verdict
Band power 1MHz					
Frequency [MHz] 2690.5	---	-13	-34.94	dBm	PASS
Frequency [MHz] 2691.5	---	-13	-36.26	dBm	PASS
Frequency [MHz] 2692.5	---	-13	-36.51	dBm	PASS
Frequency [MHz] 2693.5	---	-13	-36.64	dBm	PASS
Frequency [MHz] 2694.5	---	-13	-36.79	dBm	PASS



FCC, ISED # Block edge conducted ~ NR Band_41 Ant-1 SCS-30

General verdict

PASS

FCC, ISED # TX Emissions conducted ~ NR Band_41 Ant-2 SCS-30

Test References	
TC Start	21.05.2022 23:55:50
Ambit Temp [°C] Humidity [rel%]	31.0 30
System Version	3.0.6.4
Test Specification	FCC, ISED -
Test Method	
TC Version	0.0.1
My Description	FCC/ISED MobileRadio TX Emissions conducted - NR Band_41
Add. Information	

Test Parameter	
Technology to test	NR
Band	Band_41
SCS [kHz]	30
Antenna Port used	2
Temperature	nom
Voltage	nom
Frequency low to test	False
Frequency mid to test	False
Frequency high to test	True
Auto Control enabled Power Supply Climatic Box	No No
Additional Path Loss [dB]	0
Switched Path	None

Test Equipment	
Signal analyzer,Rohde&Schwarz,FSV-40,1307.9002K40/101042,3.70	

Test at BW [MHz]: 60

Test freq: high , UL[MHz]/CH 2660/0 , CBW [MHz]: 60 , RB_100PCT , Mod: QPSK

RESULT: Reference Power cond.

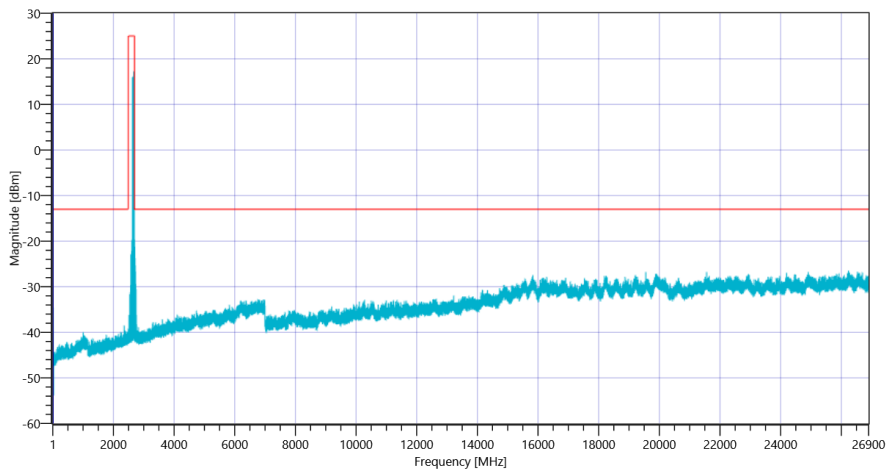
Test Description	Lower Limit	Upper Limit	Measured	Unit	Verdict
Ref. Power 1MHz/1MHz cond.	---	---	22.52	dBm	INFO
Ref. Frequency	---	---	2631.030	MHz	INFO

READ SA SETTINGS:

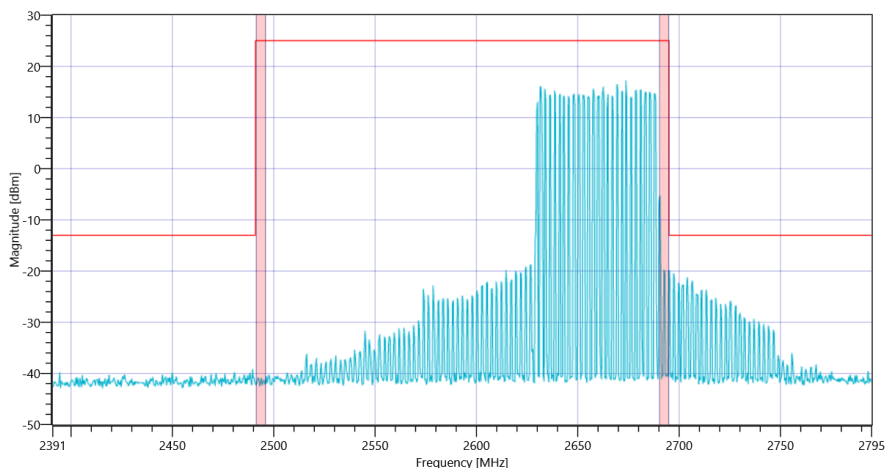
RefLevel [dBm] RefLevelOffset [dB] InpAtt [dB]	11.52 0 30
Start [MHz] Stop [MHz]	1.000 401.000
RBW [MHz] VBW [MHz]	1.000000 3.000000
Detector TraceMode	POS MAXH
Sweep: Time [ms] Count Points per Section Type	1600 1 1001 SWE

RESULT Test freq: high , UL[MHz]/CH 2660/0 , CBW [MHz]: 60 , RB_100PCT , Mod: QPSK

Test Description	Lower Limit	Upper Limit	Measured	Unit	Verdict
Peaks higher limit	---	0	0	no	PASS



FCC, ISED # TX Emissions conducted ~ NR Band_41 Ant-1 SCS-30 2660 MHz



FCC, ISED # TX Emissions conducted ~ NR Band_41 Ant-1 SCS-30 2660

General verdict

PASS

FCC, ISED # Bandwidth 99PCT and 26dB ~ NR Band_41 Ant-2 SCS-30

Test References	
TC Start	21.05.2022 23:59:34
Ambit Temp [°C] Humidity [rel%]	31.0 30
System Version	3.0.6.4
Test Specification	FCC, ISED -
Test Method	
TC Version	0.0.1
My Description	FCC/ISED Bandwidths 99PCT and 26dB - NR Band_41
Add. Information	

Test Parameter	
Technology to test	NR
Band	Band_41
SCS [kHz]	30
Antenna Port used	2
Temperature	nom
Voltage	nom
Frequency low to test	False
Frequency mid to test	False
Frequency high to test	True
Auto Control enabled Power Supply Climatic Box	No No
Additional Path Loss [dB]	0
Switched Path	None

Test Equipment	
Signal analyzer,Rohde&Schwarz,FSV-40,1307.9002K40/101042,3.70	

Test at BW [MHz]: 60

Test freq: high , UL[MHz]/CH 2660/0 , CBW [MHz]: 60 , RB_100PCT , Mod: 16QAM

RESULT: Reference Power cond.

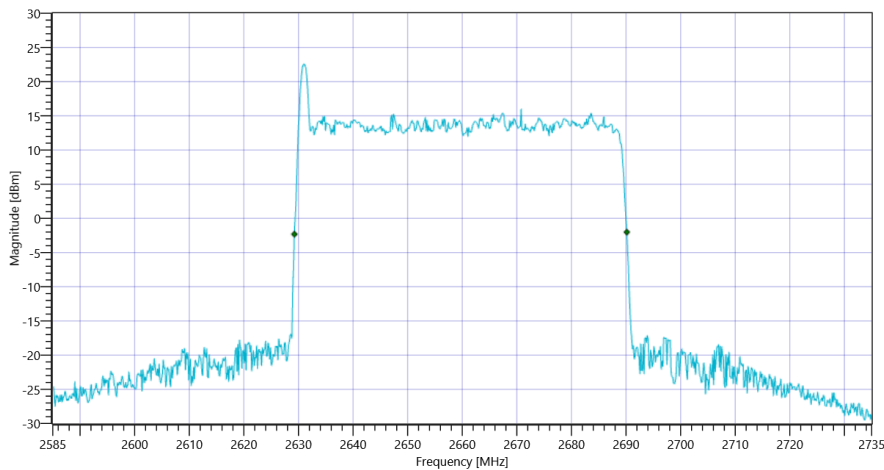
Test Description	Lower Limit	Upper Limit	Measured	Unit	Verdict
Ref. Power 1MHz/1MHz cond.	---	---	22.06	dBm	INFO
Ref. Frequency	---	---	2630.930	MHz	INFO

READ SA SETTINGS:

RefLevel [dBm] RefLevelOffset [dB] InpAtt [dB]	22.06 0 40
Start [MHz] Stop [MHz]	2585.000 2735.000
RBW [MHz] VBW [MHz]	1.000000 3.000000
Detector TraceMode	POS MAXH
Sweep: Time [ms] Count Points per Section Type	2 1500 1001 SWE

RESULT 26 dB

Test Description	Lower Limit	Upper Limit	Measured	Unit	Verdict
Bandwidth 26dB	---	---	60.9	MHz	INFO



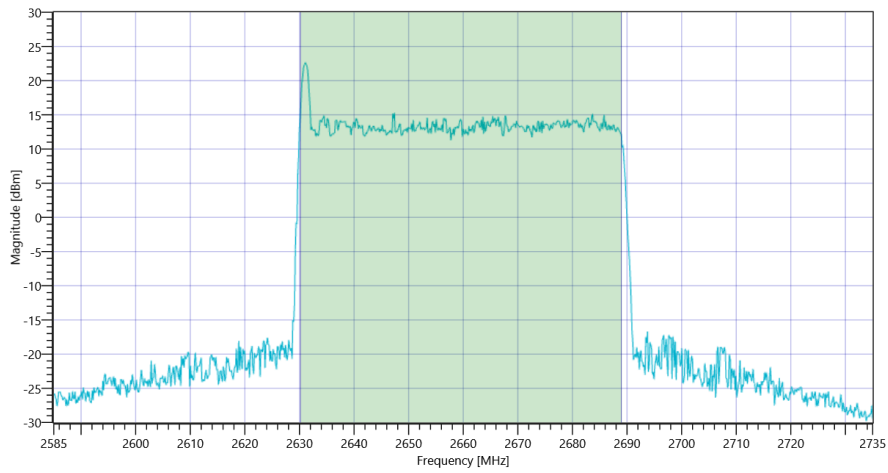
FCC, ISED # Bandwidth 99PCT and 26dB ~ NR Band_41 Ant-1 SCS-30 26dB

RESULT 99%

Test Description	Lower Limit	Upper Limit	Measured	Unit	Verdict
Bandwidth 99%	---	---	58.741	MHz	INFO

READ SA SETTINGS:

RefLevel [dBm] RefLevelOffset [dB] InpAtt [dB]	22.06 0 40
Start [MHz] Stop [MHz]	2585.000 2735.000
RBW [MHz] VBW [MHz]	1.000000 3.000000
Detector TraceMode	POS MAXH
Sweep: Time [ms] Count Points per Section Type	1 1500 1001 SWE



General verdict

PASS

FCC, ISED # Block edge conducted ~ NR Band_41 Ant-2 SCS-30

Test References	
TC Start	22.05.2022 00:00:33
Ambit Temp [°C] Humidity [rel%]	31.0 30
System Version	3.0.6.4
Test Specification	FCC, ISED -
Test Method	
TC Version	0.0.1
My Description	FCC/ISED MobileRadio Block edge conducted - NR Band_41
Add. Information	

Test Parameter	
Technology to test	NR
Band	Band_41
SCS [kHz]	30
Antenna Port used	2
Temperature	nom
Voltage	nom
Frequency low to test	False
Frequency mid to test	False
Frequency high to test	True
Auto Control enabled Power Supply Climatic Box	No No
Additional Path Loss [dB]	0
Switched Path	None

Test Equipment	
Signal analyzer,Rohde&Schwarz,FSV-40,1307.9002K40/101042,3.70	

Test at BW [MHz]: 60

Test freq: high , UL[MHz]/CH 2660/0 , CBW [MHz]: 60 , RB_100PCT , Mod: 16QAM

RESULT: Reference Power cond.

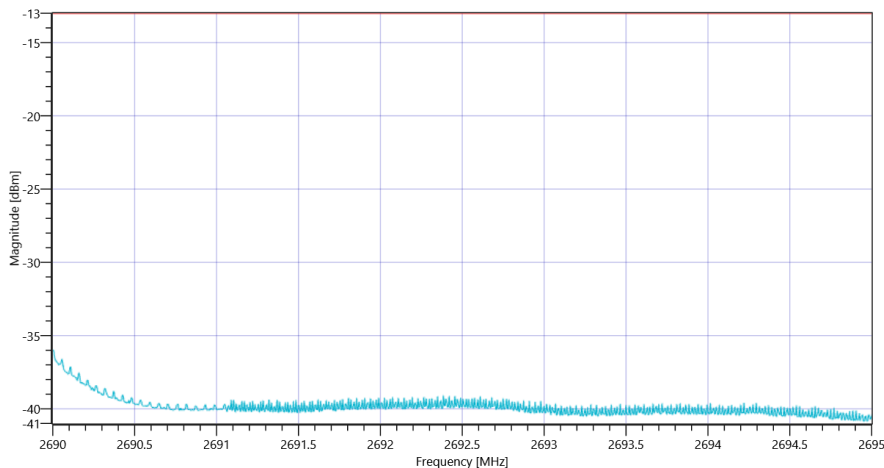
Test Description	Lower Limit	Upper Limit	Measured	Unit	Verdict
Ref. Power 1MHz/1MHz cond.	---	---	22.55	dBm	INFO
Ref. Frequency	---	---	2631.030	MHz	INFO

READ SA SETTINGS:

RefLevel [dBm] RefLevelOffset [dB] InpAtt [dB]	22.55 0 40
Start [MHz] Stop [MHz]	2690.000 2695.000
RBW [MHz] VBW [MHz]	0.500000 2.000000
Detector TraceMode	RMS MAXH
Sweep: Time [ms] Count Points per Section Type	30000 1 1001 SWE

RESULT upper band

Test Description	Lower Limit	Upper Limit	Measured	Unit	Verdict
Band power 1MHz					
Frequency [MHz] 2690.5	---	-13	-36.29	dBm	PASS
Frequency [MHz] 2691.5	---	-13	-37.16	dBm	PASS
Frequency [MHz] 2692.5	---	-13	-37.03	dBm	PASS
Frequency [MHz] 2693.5	---	-13	-37.44	dBm	PASS
Frequency [MHz] 2694.5	---	-13	-37.58	dBm	PASS



FCC, ISED # Block edge conducted ~ NR Band_41 Ant-1 SCS-30

General verdict

PASS

FCC, ISED # TX Emissions conducted ~ NR Band_41 Ant-2 SCS-30

Test References	
TC Start	22.05.2022 00:02:12
Ambit Temp [°C] Humidity [rel%]	31.0 30
System Version	3.0.6.4
Test Specification	FCC, ISED -
Test Method	
TC Version	0.0.1
My Description	FCC/ISED MobileRadio TX Emissions conducted - NR Band_41
Add. Information	

Test Parameter	
Technology to test	NR
Band	Band_41
SCS [kHz]	30
Antenna Port used	2
Temperature	nom
Voltage	nom
Frequency low to test	False
Frequency mid to test	False
Frequency high to test	True
Auto Control enabled Power Supply Climatic Box	No No
Additional Path Loss [dB]	0
Switched Path	None

Test Equipment	
Signal analyzer,Rohde&Schwarz,FSV-40,1307.9002K40/101042,3.70	

Test at BW [MHz]: 60

Test freq: high , UL[MHz]/CH 2660/0 , CBW [MHz]: 60 , RB_100PCT , Mod: 16QAM

RESULT: Reference Power cond.

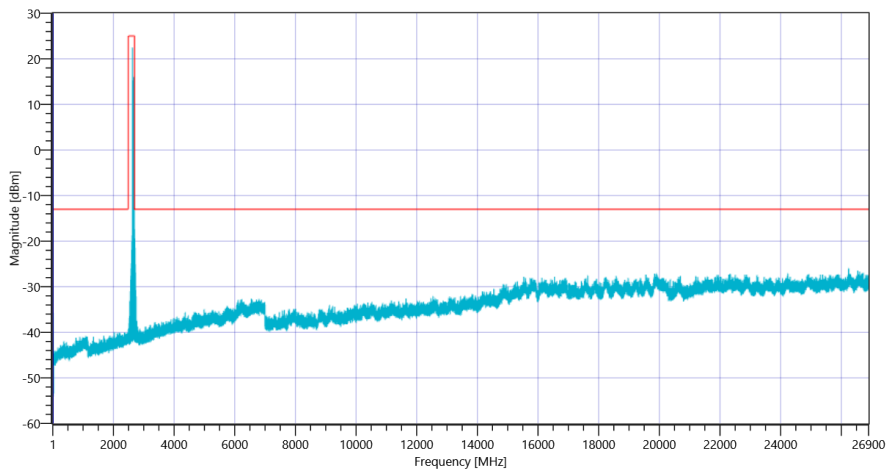
Test Description	Lower Limit	Upper Limit	Measured	Unit	Verdict
Ref. Power 1MHz/1MHz cond.	---	---	22.49	dBm	INFO
Ref. Frequency	---	---	2631.030	MHz	INFO

READ SA SETTINGS:

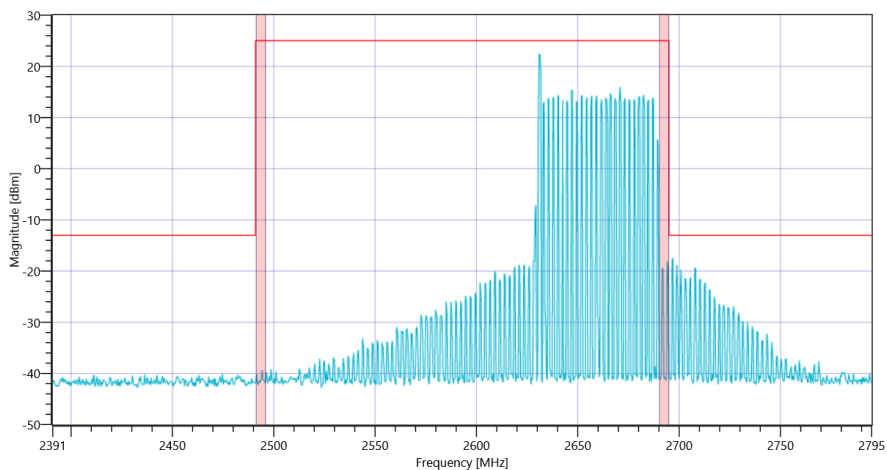
RefLevel [dBm] RefLevelOffset [dB] InpAtt [dB]	11.49 0 30
Start [MHz] Stop [MHz]	1.000 401.000
RBW [MHz] VBW [MHz]	1.000000 3.000000
Detector TraceMode	POS MAXH
Sweep: Time [ms] Count Points per Section Type	1600 1 1001 SWE

RESULT Test freq: high , UL[MHz]/CH 2660/0 , CBW [MHz]: 60 , RB_100PCT , Mod: 16QAM

Test Description	Lower Limit	Upper Limit	Measured	Unit	Verdict
Peaks higher limit	---	0	0	no	PASS



FCC, ISED # TX Emissions conducted ~ NR Band_41 Ant-1 SCS-30 2660 MHz



FCC, ISED # TX Emissions conducted ~ NR Band_41 Ant-1 SCS-30 2660

General verdict

PASS

FCC, ISED # Bandwidth 99PCT and 26dB ~ NR Band_41 Ant-2 SCS-30

Test References	
TC Start	22.05.2022 00:06:02
Ambit Temp [°C] Humidity [rel%]	31.0 30
System Version	3.0.6.4
Test Specification	FCC, ISED -
Test Method	
TC Version	0.0.1
My Description	FCC/ISED Bandwidths 99PCT and 26dB - NR Band_41
Add. Information	

Test Parameter	
Technology to test	NR
Band	Band_41
SCS [kHz]	30
Antenna Port used	2
Temperature	nom
Voltage	nom
Frequency low to test	False
Frequency mid to test	False
Frequency high to test	True
Auto Control enabled Power Supply Climatic Box	No No
Additional Path Loss [dB]	0
Switched Path	None

Test Equipment	
Signal analyzer,Rohde&Schwarz,FSV-40,1307.9002K40/101042,3.70	

Test at BW [MHz]: 60

Test freq: high , UL[MHz]/CH 2660/0 , CBW [MHz]: 60 , RB_100PCT , Mod: 64QAM

RESULT: Reference Power cond.

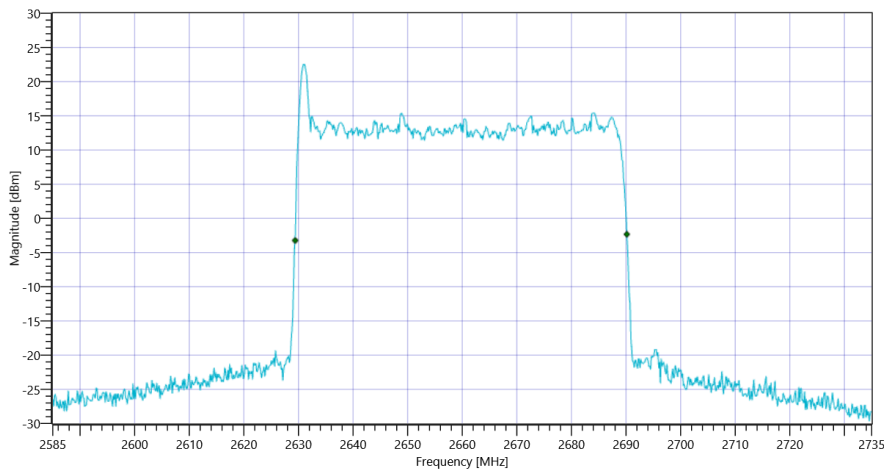
Test Description	Lower Limit	Upper Limit	Measured	Unit	Verdict
Ref. Power 1MHz/1MHz cond.	---	---	22.23	dBm	INFO
Ref. Frequency	---	---	2631.030	MHz	INFO

READ SA SETTINGS:

RefLevel [dBm] RefLevelOffset [dB] InpAtt [dB]	22.23 0 40
Start [MHz] Stop [MHz]	2585.000 2735.000
RBW [MHz] VBW [MHz]	1.000000 3.000000
Detector TraceMode	POS MAXH
Sweep: Time [ms] Count Points per Section Type	2 1500 1001 SWE

RESULT 26 dB

Test Description	Lower Limit	Upper Limit	Measured	Unit	Verdict
Bandwidth 26dB	---	---	60.75	MHz	INFO



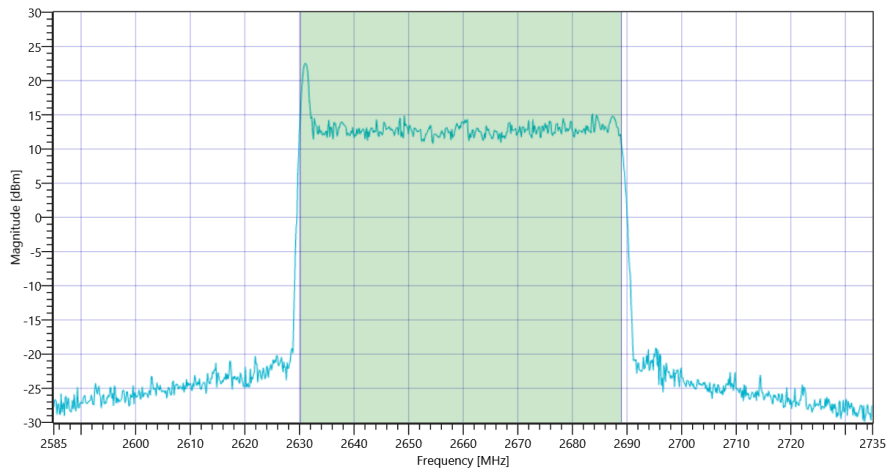
FCC, ISED # Bandwidth 99PCT and 26dB ~ NR Band_41 Ant-1 SCS-30 26dB

RESULT 99%

Test Description	Lower Limit	Upper Limit	Measured	Unit	Verdict
Bandwidth 99%	---	---	58.741	MHz	INFO

READ SA SETTINGS:

RefLevel [dBm] RefLevelOffset [dB] InpAtt [dB]	22.23 0 40
Start [MHz] Stop [MHz]	2585.000 2735.000
RBW [MHz] VBW [MHz]	1.000000 3.000000
Detector TraceMode	POS MAXH
Sweep: Time [ms] Count Points per Section Type	1 1500 1001 SWE



General verdict

PASS

FCC, ISED # Block edge conducted ~ NR Band_41 Ant-2 SCS-30

Test References	
TC Start	22.05.2022 00:07:00
Ambit Temp [°C] Humidity [rel%]	31.0 30
System Version	3.0.6.4
Test Specification	FCC, ISED -
Test Method	
TC Version	0.0.1
My Description	FCC/ISED MobileRadio Block edge conducted - NR Band_41
Add. Information	

Test Parameter	
Technology to test	NR
Band	Band_41
SCS [kHz]	30
Antenna Port used	2
Temperature	nom
Voltage	nom
Frequency low to test	False
Frequency mid to test	False
Frequency high to test	True
Auto Control enabled Power Supply Climatic Box	No No
Additional Path Loss [dB]	0
Switched Path	None

Test Equipment	
Signal analyzer,Rohde&Schwarz,FSV-40,1307.9002K40/101042,3.70	

Test at BW [MHz]: 60

Test freq: high , UL[MHz]/CH 2660/0 , CBW [MHz]: 60 , RB_100PCT , Mod: 64QAM

RESULT: Reference Power cond.

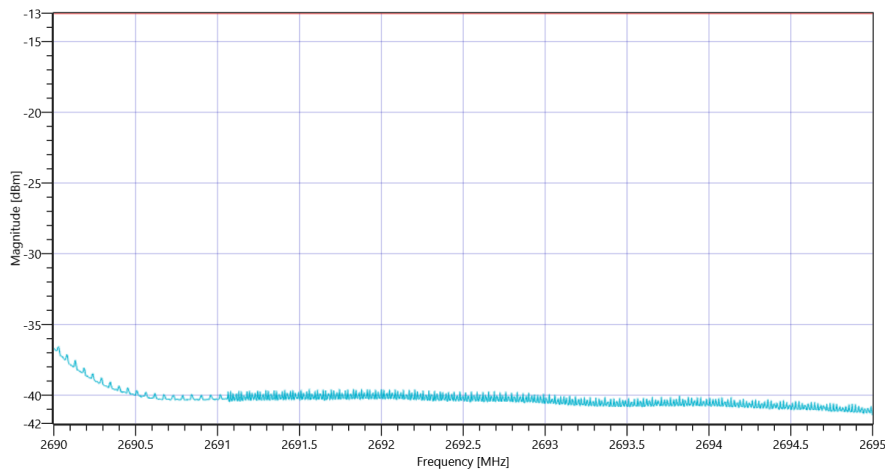
Test Description	Lower Limit	Upper Limit	Measured	Unit	Verdict
Ref. Power 1MHz/1MHz cond.	---	---	22.17	dBm	INFO
Ref. Frequency	---	---	2631.030	MHz	INFO

READ SA SETTINGS:

RefLevel [dBm] RefLevelOffset [dB] InpAtt [dB]	22.17 0 40
Start [MHz] Stop [MHz]	2690.000 2695.000
RBW [MHz] VBW [MHz]	0.500000 2.000000
Detector TraceMode	RMS MAXH
Sweep: Time [ms] Count Points per Section Type	30000 1 1001 SWE

RESULT upper band

Test Description	Lower Limit	Upper Limit	Measured	Unit	Verdict
Band power 1MHz					
Frequency [MHz] 2690.5	---	-13	-36.57	dBm	PASS
Frequency [MHz] 2691.5	---	-13	-37.37	dBm	PASS
Frequency [MHz] 2692.5	---	-13	-37.45	dBm	PASS
Frequency [MHz] 2693.5	---	-13	-37.82	dBm	PASS
Frequency [MHz] 2694.5	---	-13	-38.09	dBm	PASS



FCC, ISED # Block edge conducted ~ NR Band_41 Ant-1 SCS-30

General verdict

PASS

FCC, ISED # TX Emissions conducted ~ NR Band_41 Ant-2 SCS-30

Test References	
TC Start	22.05.2022 00:08:17
Ambit Temp [°C] Humidity [rel%]	31.0 30
System Version	3.0.6.4
Test Specification	FCC, ISED -
Test Method	
TC Version	0.0.1
My Description	FCC/ISED MobileRadio TX Emissions conducted - NR Band_41
Add. Information	

Test Parameter	
Technology to test	NR
Band	Band_41
SCS [kHz]	30
Antenna Port used	2
Temperature	nom
Voltage	nom
Frequency low to test	False
Frequency mid to test	False
Frequency high to test	True
Auto Control enabled Power Supply Climatic Box	No No
Additional Path Loss [dB]	0
Switched Path	None

Test Equipment	
Signal analyzer,Rohde&Schwarz,FSV-40,1307.9002K40/101042,3.70	

Test at BW [MHz]: 60

Test freq: high , UL[MHz]/CH 2660/0 , CBW [MHz]: 60 , RB_100PCT , Mod: 64QAM

RESULT: Reference Power cond.

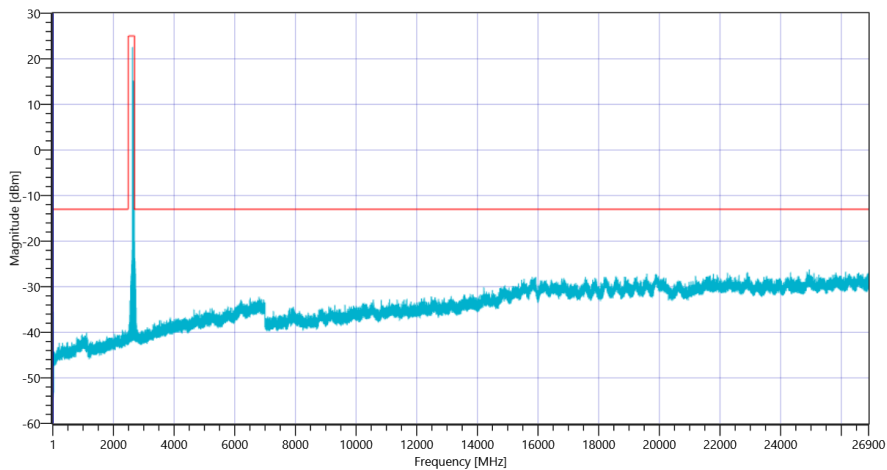
Test Description	Lower Limit	Upper Limit	Measured	Unit	Verdict
Ref. Power 1MHz/1MHz cond.	---	---	22.54	dBm	INFO
Ref. Frequency	---	---	2631.030	MHz	INFO

READ SA SETTINGS:

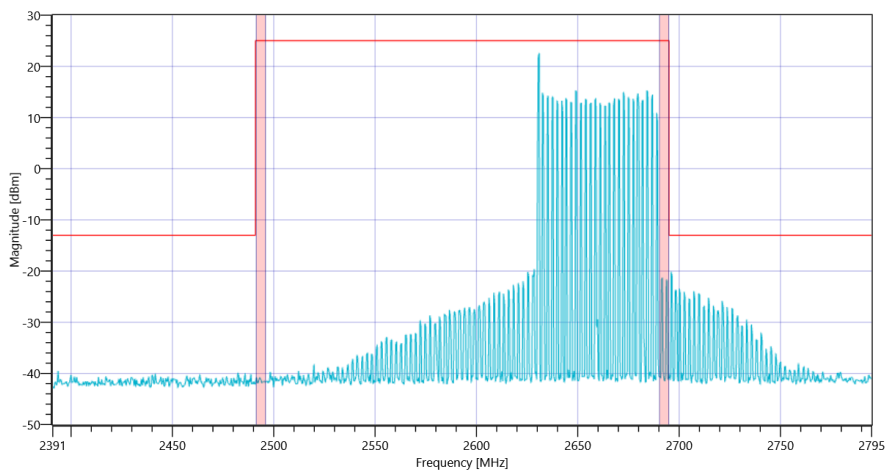
RefLevel [dBm] RefLevelOffset [dB] InpAtt [dB]	11.54 0 30
Start [MHz] Stop [MHz]	1.000 401.000
RBW [MHz] VBW [MHz]	1.000000 3.000000
Detector TraceMode	POS MAXH
Sweep: Time [ms] Count Points per Section Type	1600 1 1001 SWE

RESULT Test freq: high , UL[MHz]/CH 2660/0 , CBW [MHz]: 60 , RB_100PCT , Mod: 64QAM

Test Description	Lower Limit	Upper Limit	Measured	Unit	Verdict
Peaks higher limit	---	0	0	no	PASS



FCC, ISED # TX Emissions conducted ~ NR Band_41 Ant-1 SCS-30 2660 MHz



FCC, ISED # TX Emissions conducted ~ NR Band_41 Ant-1 SCS-30 2660

General verdict

PASS

FCC, ISED # Bandwidth 99PCT and 26dB ~ NR Band_41 Ant-2 SCS-30

Test References	
TC Start	22.05.2022 20:59:45
Ambit Temp [°C] Humidity [rel%]	32.0 28
System Version	3.0.6.4
Test Specification	FCC, ISED -
Test Method	
TC Version	0.0.1
My Description	FCC/ISED Bandwidths 99PCT and 26dB - NR Band_41
Add. Information	

Test Parameter	
Technology to test	NR
Band	Band_41
SCS [kHz]	30
Antenna Port used	2
Temperature	nom
Voltage	nom
Frequency low to test	True
Frequency mid to test	False
Frequency high to test	False
Auto Control enabled Power Supply Climatic Box	No No
Additional Path Loss [dB]	0
Switched Path	None

Test Equipment	
Signal analyzer,Rohde&Schwarz,FSV-40,1307.9002K40/101042,3.70	

Test at BW [MHz]: 80

Test freq: low , UL[MHz]/CH 2536/0 , CBW [MHz]: 80 , RB_100PCT , Mod: QPSK

RESULT: Reference Power cond.

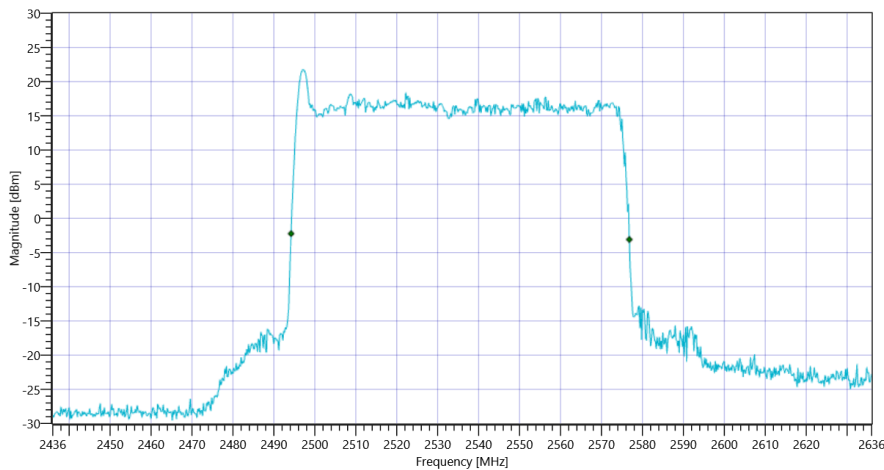
Test Description	Lower Limit	Upper Limit	Measured	Unit	Verdict
Ref. Power 1MHz/1MHz cond.	---	---	21.58	dBm	INFO
Ref. Frequency	---	---	2497.140	MHz	INFO

READ SA SETTINGS:

RefLevel [dBm] RefLevelOffset [dB] InpAtt [dB]	21.58 0 40
Start [MHz] Stop [MHz]	2436.000 2636.000
RBW [MHz] VBW [MHz]	2.000000 10.000000
Detector TraceMode	POS MAXH
Sweep: Time [ms] Count Points per Section Type	2 1500 1001 SWE

RESULT 26 dB

Test Description	Lower Limit	Upper Limit	Measured	Unit	Verdict
Bandwidth 26dB	---	---	82.6	MHz	INFO



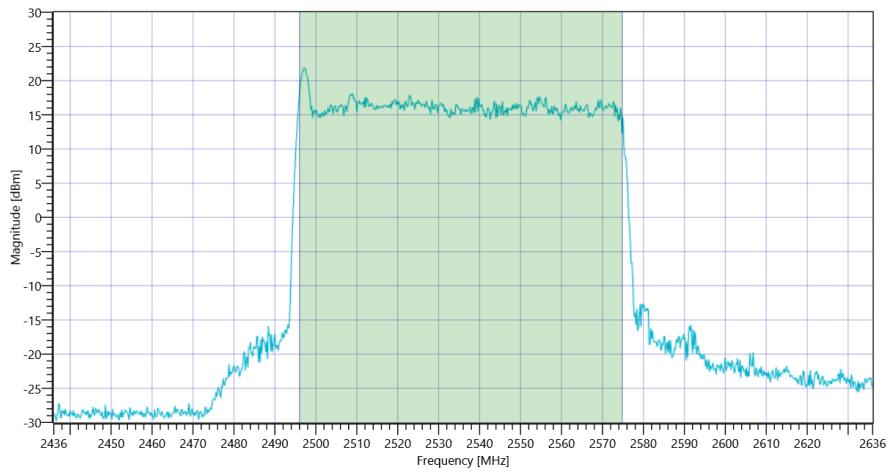
FCC, ISED # Bandwidth 99PCT and 26dB ~ NR Band_41 Ant-2 SCS-30 26dB

RESULT 99%

Test Description	Lower Limit	Upper Limit	Measured	Unit	Verdict
Bandwidth 99%	---	---	78.921	MHz	INFO

READ SA SETTINGS:

RefLevel [dBm] RefLevelOffset [dB] InpAtt [dB]	21.58 0 40
Start [MHz] Stop [MHz]	2436.000 2636.000
RBW [MHz] VBW [MHz]	2.000000 10.000000
Detector TraceMode	POS MAXH
Sweep: Time [ms] Count Points per Section Type	1 1500 1001 SWE



General verdict

PASS

FCC, ISED # Block edge conducted ~ NR Band_41 Ant-2 SCS-30

Test References	
TC Start	22.05.2022 21:00:40
Ambit Temp [°C] Humidity [rel%]	32.0 28
System Version	3.0.6.4
Test Specification	FCC, ISED -
Test Method	
TC Version	0.0.1
My Description	FCC/ISED MobileRadio Block edge conducted - NR Band_41
Add. Information	

Test Parameter	
Technology to test	NR
Band	Band_41
SCS [kHz]	30
Antenna Port used	2
Temperature	nom
Voltage	nom
Frequency low to test	True
Frequency mid to test	False
Frequency high to test	False
Auto Control enabled Power Supply Climatic Box	No No
Additional Path Loss [dB]	0
Switched Path	None

Test Equipment	
Signal analyzer,Rohde&Schwarz,FSV-40,1307.9002K40/101042,3.70	

Test at BW [MHz]: 80

Test freq: low , UL[MHz]/CH 2536/0 , CBW [MHz]: 80 , RB_100PCT , Mod: QPSK

RESULT: Reference Power cond.

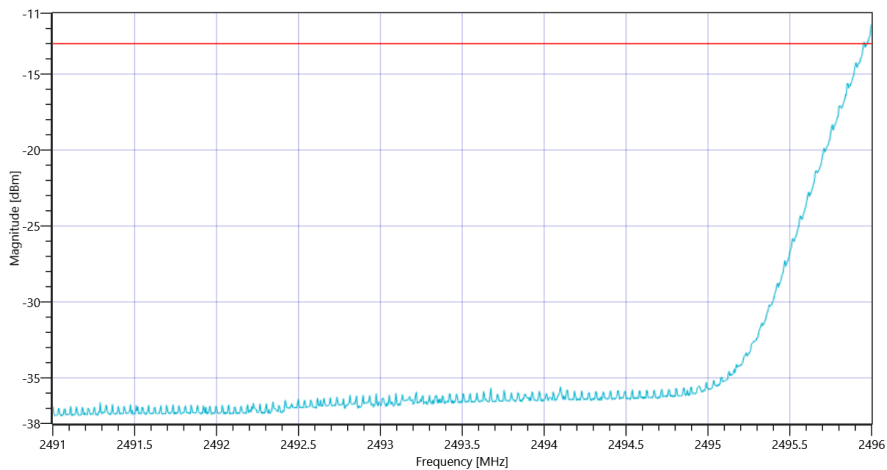
Test Description	Lower Limit	Upper Limit	Measured	Unit	Verdict
Ref. Power 1MHz/1MHz cond.	---	---	21.42	dBm	INFO
Ref. Frequency	---	---	2497.240	MHz	INFO

READ SA SETTINGS:

RefLevel [dBm] RefLevelOffset [dB] InpAtt [dB]	21.42 0 40
Start [MHz] Stop [MHz]	2491.000 2496.000
RBW [MHz] VBW [MHz]	1.000000 3.000000
Detector TraceMode	RMS MAXH
Sweep: Time [ms] Count Points per Section Type	30000 1 1001 SWE

RESULT lower band

Test Description	Lower Limit	Upper Limit	Measured	Unit	Verdict
Band power 1MHz					
Frequency [MHz] 2496.5	---	-13	-20.35	dBm	PASS
Frequency [MHz] 2497.5	---	-13	-36.43	dBm	PASS
Frequency [MHz] 2498.5	---	-13	-36.71	dBm	PASS
Frequency [MHz] 2499.5	---	-13	-37.17	dBm	PASS
Frequency [MHz] 2500.5	---	-13	-37.51	dBm	PASS



FCC, ISED # Block edge conducted ~ NR Band_41 Ant-2 SCS-30

General verdict

PASS

FCC, ISED # TX Emissions conducted ~ NR Band_41 Ant-2 SCS-30

Test References	
TC Start	22.05.2022 21:01:47
Ambit Temp [°C] Humidity [rel%]	32.0 28
System Version	3.0.6.4
Test Specification	FCC, ISED -
Test Method	
TC Version	0.0.1
My Description	FCC/ISED MobileRadio TX Emissions conducted - NR Band_41
Add. Information	

Test Parameter	
Technology to test	NR
Band	Band_41
SCS [kHz]	30
Antenna Port used	2
Temperature	nom
Voltage	nom
Frequency low to test	True
Frequency mid to test	False
Frequency high to test	False
Auto Control enabled Power Supply Climatic Box	No No
Additional Path Loss [dB]	0
Switched Path	None

Test Equipment	
Signal analyzer,Rohde&Schwarz,FSV-40,1307.9002K40/101042,3.70	

Test at BW [MHz]: 80

Test freq: low , UL[MHz]/CH 2536/0 , CBW [MHz]: 80 , RB_100PCT , Mod: QPSK

RESULT: Reference Power cond.

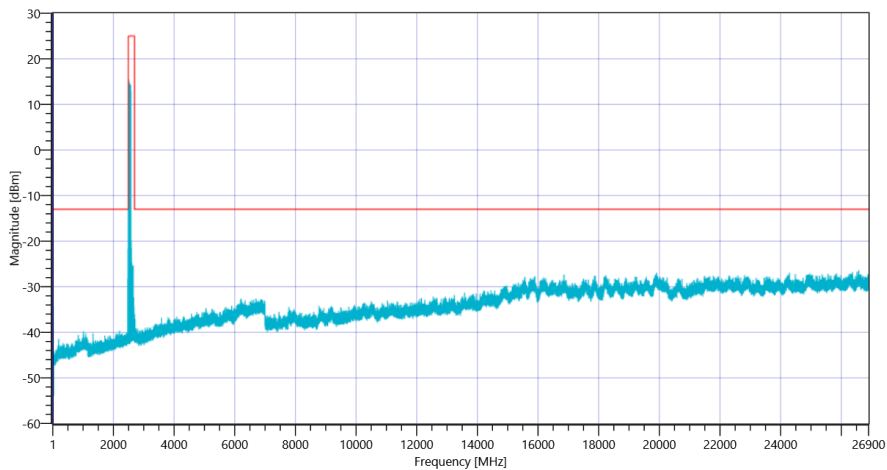
Test Description	Lower Limit	Upper Limit	Measured	Unit	Verdict
Ref. Power 1MHz/1MHz cond.	---	---	21.52	dBm	INFO
Ref. Frequency	---	---	2497.240	MHz	INFO

READ SA SETTINGS:

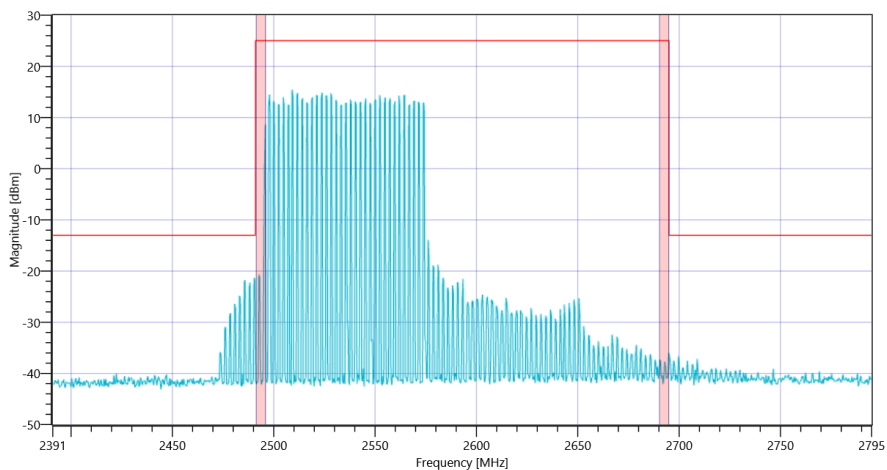
RefLevel [dBm] RefLevelOffset [dB] InpAtt [dB]	10.52 0 30
Start [MHz] Stop [MHz]	1.000 401.000
RBW [MHz] VBW [MHz]	1.000000 3.000000
Detector TraceMode	POS MAXH
Sweep: Time [ms] Count Points per Section Type	1600 1 1001 SWE

RESULT Test freq: low , UL[MHz]/CH 2536/0 , CBW [MHz]: 80 , RB_100PCT , Mod: QPSK

Test Description	Lower Limit	Upper Limit	Measured	Unit	Verdict
Peaks higher limit	---	0	0	no	PASS



FCC, ISED # TX Emissions conducted ~ NR Band_41 Ant-2 SCS-30 2536 MHz



FCC, ISED # TX Emissions conducted ~ NR Band_41 Ant-2 SCS-30 2536

General verdict

PASS

FCC, ISED # Bandwidth 99PCT and 26dB ~ NR Band_41 Ant-2 SCS-30

Test References	
TC Start	22.05.2022 21:05:29
Ambit Temp [°C] Humidity [rel%]	32.0 28
System Version	3.0.6.4
Test Specification	FCC, ISED -
Test Method	
TC Version	0.0.1
My Description	FCC/ISED Bandwidths 99PCT and 26dB - NR Band_41
Add. Information	

Test Parameter	
Technology to test	NR
Band	Band_41
SCS [kHz]	30
Antenna Port used	2
Temperature	nom
Voltage	nom
Frequency low to test	True
Frequency mid to test	False
Frequency high to test	False
Auto Control enabled Power Supply Climatic Box	No No
Additional Path Loss [dB]	0
Switched Path	None

Test Equipment	
Signal analyzer,Rohde&Schwarz,FSV-40,1307.9002K40/101042,3.70	

Test at BW [MHz]: 80

Test freq: low , UL[MHz]/CH 2536/0 , CBW [MHz]: 80 , RB_100PCT , Mod: 16QAM

RESULT: Reference Power cond.

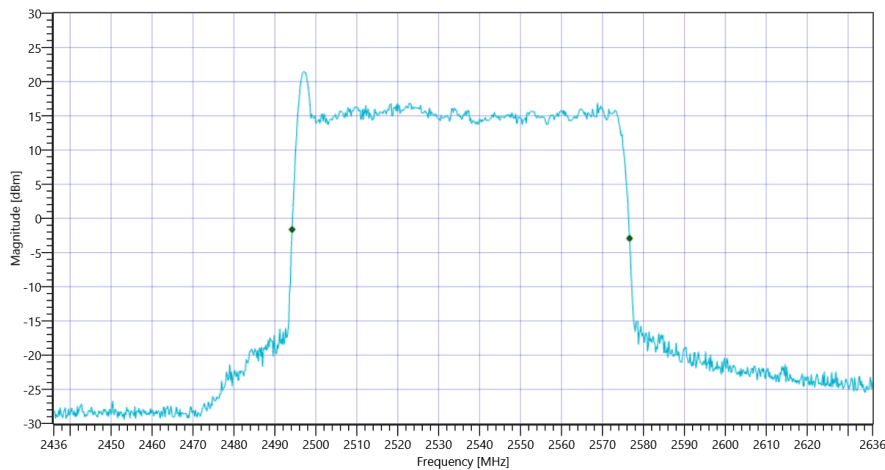
Test Description	Lower Limit	Upper Limit	Measured	Unit	Verdict
Ref. Power 1MHz/1MHz cond.	---	---	21.17	dBm	INFO
Ref. Frequency	---	---	2497.140	MHz	INFO

READ SA SETTINGS:

RefLevel [dBm] RefLevelOffset [dB] InpAtt [dB]	21.17 0 40
Start [MHz] Stop [MHz]	2436.000 2636.000
RBW [MHz] VBW [MHz]	2.000000 10.000000
Detector TraceMode	POS MAXH
Sweep: Time [ms] Count Points per Section Type	2 1500 1001 SWE

RESULT 26 dB

Test Description	Lower Limit	Upper Limit	Measured	Unit	Verdict
Bandwidth 26dB	---	---	82.4	MHz	INFO

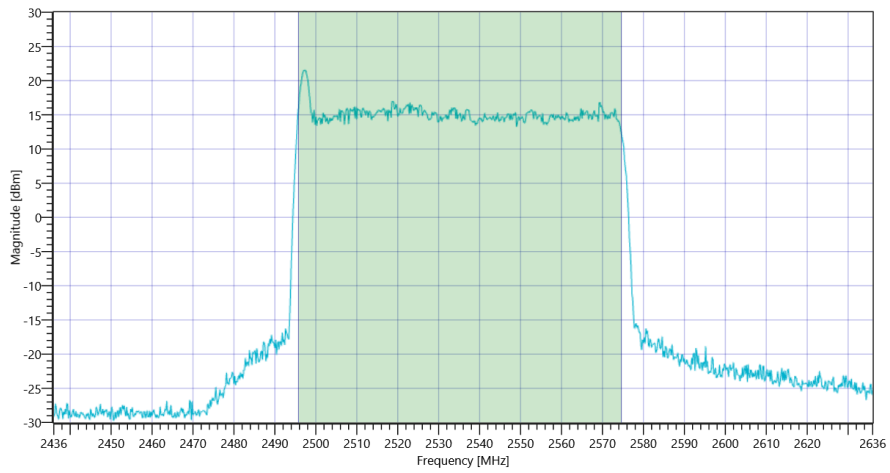


RESULT 99%

Test Description	Lower Limit	Upper Limit	Measured	Unit	Verdict
Bandwidth 99%	---	---	78.921	MHz	INFO

READ SA SETTINGS:

RefLevel [dBm] RefLevelOffset [dB] InpAtt [dB]	21.17 0 40
Start [MHz] Stop [MHz]	2436.000 2636.000
RBW [MHz] VBW [MHz]	2.000000 10.000000
Detector TraceMode	POS MAXH
Sweep: Time [ms] Count Points per Section Type	1 1500 1001 SWE



General verdict

PASS

FCC, ISED # Block edge conducted ~ NR Band_41 Ant-2 SCS-30

Test References	
TC Start	22.05.2022 21:06:22
Ambit Temp [°C] Humidity [rel%]	32.0 28
System Version	3.0.6.4
Test Specification	FCC, ISED -
Test Method	
TC Version	0.0.1
My Description	FCC/ISED MobileRadio Block edge conducted - NR Band_41
Add. Information	

Test Parameter	
Technology to test	NR
Band	Band_41
SCS [kHz]	30
Antenna Port used	2
Temperature	nom
Voltage	nom
Frequency low to test	True
Frequency mid to test	False
Frequency high to test	False
Auto Control enabled Power Supply Climatic Box	No No
Additional Path Loss [dB]	0
Switched Path	None

Test Equipment	
Signal analyzer,Rohde&Schwarz,FSV-40,1307.9002K40/101042,3.70	

Test at BW [MHz]: 80

Test freq: low , UL[MHz]/CH 2536/0 , CBW [MHz]: 80 , RB_100PCT , Mod: 16QAM

RESULT: Reference Power cond.

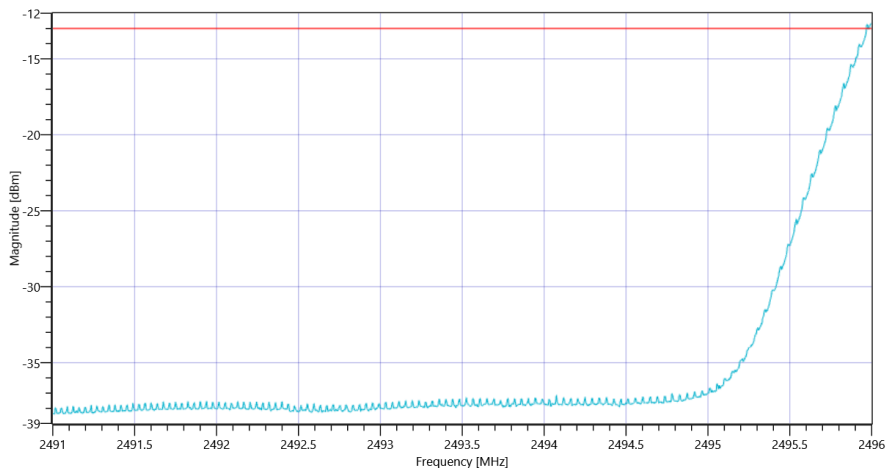
Test Description	Lower Limit	Upper Limit	Measured	Unit	Verdict
Ref. Power 1MHz/1MHz cond.	---	---	21.47	dBm	INFO
Ref. Frequency	---	---	2497.140	MHz	INFO

READ SA SETTINGS:

RefLevel [dBm] RefLevelOffset [dB] InpAtt [dB]	21.47 0 40
Start [MHz] Stop [MHz]	2491.000 2496.000
RBW [MHz] VBW [MHz]	1.000000 3.000000
Detector TraceMode	RMS MAXH
Sweep: Time [ms] Count Points per Section Type	30000 1 1001 SWE

RESULT lower band

Test Description	Lower Limit	Upper Limit	Measured	Unit	Verdict
Band power 1MHz					
Frequency [MHz] 2496.5	---	-13	-20.7	dBm	PASS
Frequency [MHz] 2497.5	---	-13	-37.82	dBm	PASS
Frequency [MHz] 2498.5	---	-13	-38.03	dBm	PASS
Frequency [MHz] 2499.5	---	-13	-38.27	dBm	PASS
Frequency [MHz] 2500.5	---	-13	-38.33	dBm	PASS



FCC, ISED # Block edge conducted ~ NR Band_41 Ant-2 SCS-30

General verdict

PASS

FCC, ISED # TX Emissions conducted ~ NR Band_41 Ant-2 SCS-30

Test References	
TC Start	22.05.2022 21:07:22
Ambit Temp [°C] Humidity [rel%]	32.0 28
System Version	3.0.6.4
Test Specification	FCC, ISED -
Test Method	
TC Version	0.0.1
My Description	FCC/ISED MobileRadio TX Emissions conducted - NR Band_41
Add. Information	

Test Parameter	
Technology to test	NR
Band	Band_41
SCS [kHz]	30
Antenna Port used	2
Temperature	nom
Voltage	nom
Frequency low to test	True
Frequency mid to test	False
Frequency high to test	False
Auto Control enabled Power Supply Climatic Box	No No
Additional Path Loss [dB]	0
Switched Path	None

Test Equipment	
Signal analyzer,Rohde&Schwarz,FSV-40,1307.9002K40/101042,3.70	

Test at BW [MHz]: 80

Test freq: low , UL[MHz]/CH 2536/0 , CBW [MHz]: 80 , RB_100PCT , Mod: 16QAM

RESULT: Reference Power cond.

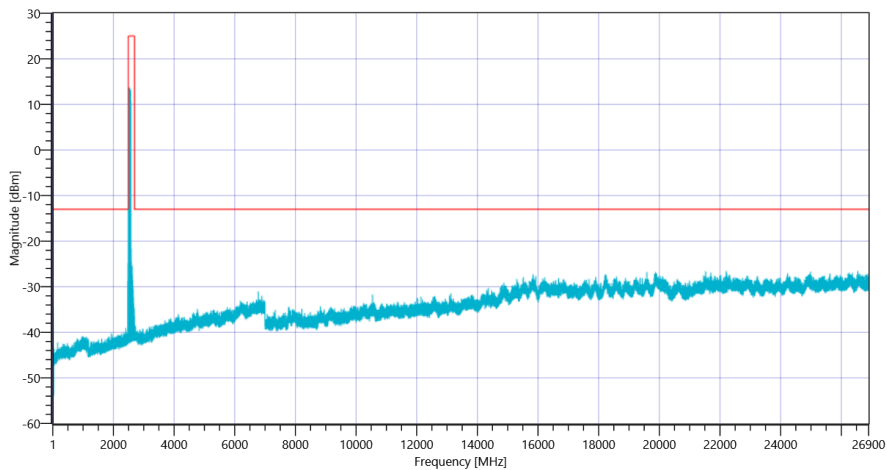
Test Description	Lower Limit	Upper Limit	Measured	Unit	Verdict
Ref. Power 1MHz/1MHz cond.	---	---	21.36	dBm	INFO
Ref. Frequency	---	---	2497.140	MHz	INFO

READ SA SETTINGS:

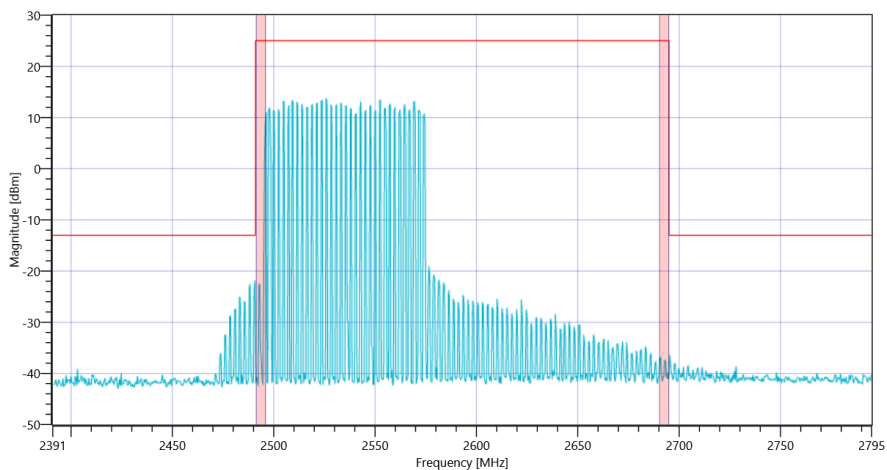
RefLevel [dBm] RefLevelOffset [dB] InpAtt [dB]	10.36 0 30
Start [MHz] Stop [MHz]	1.000 401.000
RBW [MHz] VBW [MHz]	1.000000 3.000000
Detector TraceMode	POS MAXH
Sweep: Time [ms] Count Points per Section Type	1600 1 1001 SWE

RESULT Test freq: low , UL[MHz]/CH 2536/0 , CBW [MHz]: 80 , RB_100PCT , Mod: 16QAM

Test Description	Lower Limit	Upper Limit	Measured	Unit	Verdict
Peaks higher limit	---	0	0	no	PASS



FCC, ISED # TX Emissions conducted ~ NR Band_41 Ant-2 SCS-30 2536 MHz



FCC, ISED # TX Emissions conducted ~ NR Band_41 Ant-2 SCS-30 2536

General verdict

PASS

FCC, ISED # Bandwidth 99PCT and 26dB ~ NR Band_41 Ant-2 SCS-30

Test References	
TC Start	22.05.2022 21:11:04
Ambit Temp [°C] Humidity [rel%]	32.0 28
System Version	3.0.6.4
Test Specification	FCC, ISED -
Test Method	
TC Version	0.0.1
My Description	FCC/ISED Bandwidths 99PCT and 26dB - NR Band_41
Add. Information	

Test Parameter	
Technology to test	NR
Band	Band_41
SCS [kHz]	30
Antenna Port used	2
Temperature	nom
Voltage	nom
Frequency low to test	True
Frequency mid to test	False
Frequency high to test	False
Auto Control enabled Power Supply Climatic Box	No No
Additional Path Loss [dB]	0
Switched Path	None

Test Equipment	
Signal analyzer,Rohde&Schwarz,FSV-40,1307.9002K40/101042,3.70	

Test at BW [MHz]: 80

Test freq: low , UL[MHz]/CH 2536/0 , CBW [MHz]: 80 , RB_100PCT , Mod: 64QAM

RESULT: Reference Power cond.

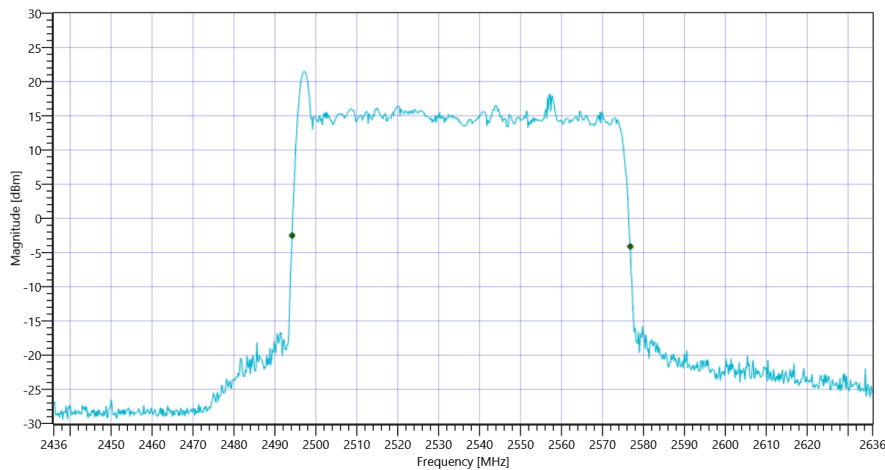
Test Description	Lower Limit	Upper Limit	Measured	Unit	Verdict
Ref. Power 1MHz/1MHz cond.	---	---	20.78	dBm	INFO
Ref. Frequency	---	---	2497.140	MHz	INFO

READ SA SETTINGS:

RefLevel [dBm] RefLevelOffset [dB] InpAtt [dB]	20.78 0 40
Start [MHz] Stop [MHz]	2436.000 2636.000
RBW [MHz] VBW [MHz]	2.000000 10.000000
Detector TraceMode	POS MAXH
Sweep: Time [ms] Count Points per Section Type	2 1500 1001 SWE

RESULT 26 dB

Test Description	Lower Limit	Upper Limit	Measured	Unit	Verdict
Bandwidth 26dB	---	---	82.6	MHz	INFO



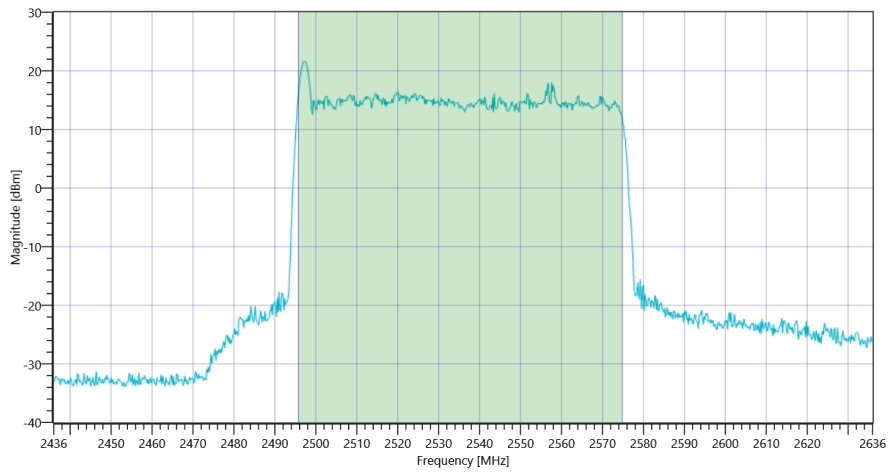
FCC, ISED # Bandwidth 99PCT and 26dB ~ NR Band_41 Ant-2 SCS-30 26dB

RESULT 99%

Test Description	Lower Limit	Upper Limit	Measured	Unit	Verdict
Bandwidth 99%	---	---	79.121	MHz	INFO

READ SA SETTINGS:

RefLevel [dBm] RefLevelOffset [dB] InpAtt [dB]	20.78 0 35
Start [MHz] Stop [MHz]	2436.000 2636.000
RBW [MHz] VBW [MHz]	2.000000 10.000000
Detector TraceMode	POS MAXH
Sweep: Time [ms] Count Points per Section Type	1 1500 1001 SWE



FCC, ISED # Bandwidth 99PCT and 26dB ~ NR Band_41 Ant-2 SCS-30 26dB

General verdict

PASS

FCC, ISED # Block edge conducted ~ NR Band_41 Ant-2 SCS-30

Test References	
TC Start	22.05.2022 21:12:03
Ambit Temp [°C] Humidity [rel%]	32.0 28
System Version	3.0.6.4
Test Specification	FCC, ISED -
Test Method	
TC Version	0.0.1
My Description	FCC/ISED MobileRadio Block edge conducted - NR Band_41
Add. Information	

Test Parameter	
Technology to test	NR
Band	Band_41
SCS [kHz]	30
Antenna Port used	2
Temperature	nom
Voltage	nom
Frequency low to test	True
Frequency mid to test	False
Frequency high to test	False
Auto Control enabled Power Supply Climatic Box	No No
Additional Path Loss [dB]	0
Switched Path	None

Test Equipment	
Signal analyzer,Rohde&Schwarz,FSV-40,1307.9002K40/101042,3.70	

Test at BW [MHz]: 80

Test freq: low , UL[MHz]/CH 2536/0 , CBW [MHz]: 80 , RB_100PCT , Mod: 64QAM

RESULT: Reference Power cond.

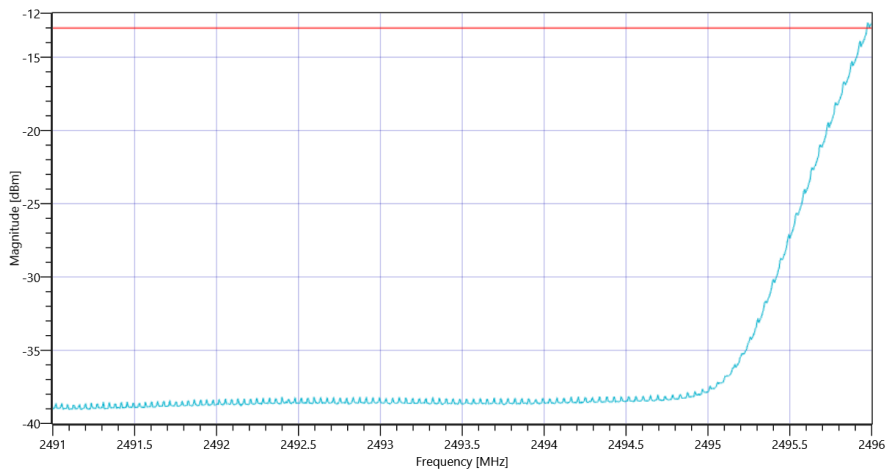
Test Description	Lower Limit	Upper Limit	Measured	Unit	Verdict
Ref. Power 1MHz/1MHz cond.	---	---	20.92	dBm	INFO
Ref. Frequency	---	---	2497.140	MHz	INFO

READ SA SETTINGS:

RefLevel [dBm] RefLevelOffset [dB] InpAtt [dB]	20.92 0 40
Start [MHz] Stop [MHz]	2491.000 2496.000
RBW [MHz] VBW [MHz]	1.000000 3.000000
Detector TraceMode	RMS MAXH
Sweep: Time [ms] Count Points per Section Type	30000 1 1001 SWE

RESULT lower band

Test Description	Lower Limit	Upper Limit	Measured	Unit	Verdict
Band power 1MHz					
Frequency [MHz] 2496.5	---	-13	-20.74	dBm	PASS
Frequency [MHz] 2497.5	---	-13	-38.64	dBm	PASS
Frequency [MHz] 2498.5	---	-13	-38.83	dBm	PASS
Frequency [MHz] 2499.5	---	-13	-38.82	dBm	PASS
Frequency [MHz] 2500.5	---	-13	-39.08	dBm	PASS



FCC, ISED # Block edge conducted ~ NR Band_41 Ant-2 SCS-30

General verdict

PASS

FCC, ISED # TX Emissions conducted ~ NR Band_41 Ant-2 SCS-30

Test References	
TC Start	22.05.2022 21:13:06
Ambit Temp [°C] Humidity [rel%]	32.0 28
System Version	3.0.6.4
Test Specification	FCC, ISED -
Test Method	
TC Version	0.0.1
My Description	FCC/ISED MobileRadio TX Emissions conducted - NR Band_41
Add. Information	

Test Parameter	
Technology to test	NR
Band	Band_41
SCS [kHz]	30
Antenna Port used	2
Temperature	nom
Voltage	nom
Frequency low to test	True
Frequency mid to test	False
Frequency high to test	False
Auto Control enabled Power Supply Climatic Box	No No
Additional Path Loss [dB]	0
Switched Path	None

Test Equipment	
Signal analyzer,Rohde&Schwarz,FSV-40,1307.9002K40/101042,3.70	

Test at BW [MHz]: 80

Test freq: low , UL[MHz]/CH 2536/0 , CBW [MHz]: 80 , RB_100PCT , Mod: 64QAM

RESULT: Reference Power cond.

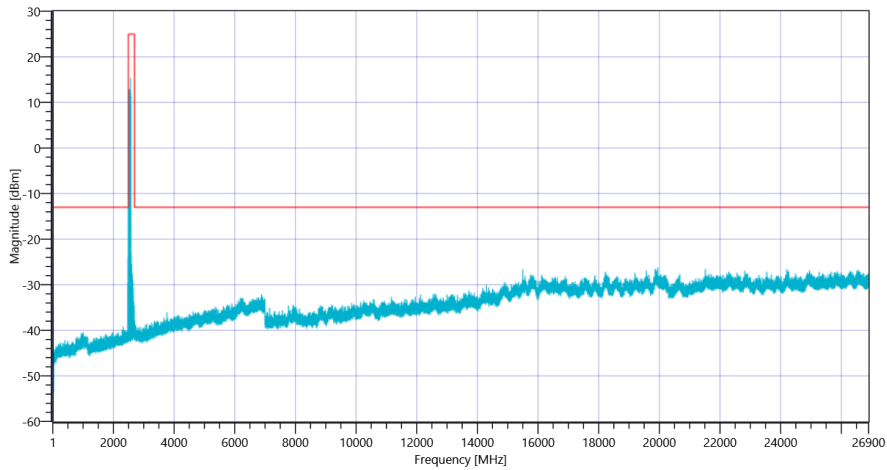
Test Description	Lower Limit	Upper Limit	Measured	Unit	Verdict
Ref. Power 1MHz/1MHz cond.	---	---	21.27	dBm	INFO
Ref. Frequency	---	---	2497.140	MHz	INFO

READ SA SETTINGS:

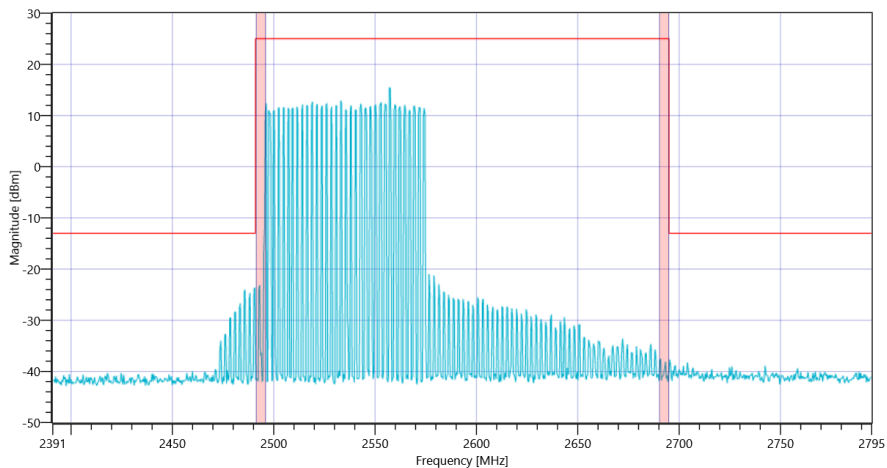
RefLevel [dBm] RefLevelOffset [dB] InpAtt [dB]	10.27 0 30
Start [MHz] Stop [MHz]	1.000 401.000
RBW [MHz] VBW [MHz]	1.000000 3.000000
Detector TraceMode	POS MAXH
Sweep: Time [ms] Count Points per Section Type	1600 1 1001 SWE

RESULT Test freq: low , UL[MHz]/CH 2536/0 , CBW [MHz]: 80 , RB_100PCT , Mod: 64QAM

Test Description	Lower Limit	Upper Limit	Measured	Unit	Verdict
Peaks higher limit	---	0	0	no	PASS



FCC, ISED # TX Emissions conducted ~ NR Band_41 Ant-2 SCS-30 2536 MHz



FCC, ISED # TX Emissions conducted ~ NR Band_41 Ant-2 SCS-30 2536

General verdict

PASS

FCC, ISED # Bandwidth 99PCT and 26dB ~ NR Band_41 Ant-2 SCS-30

Test References	
TC Start	22.05.2022 21:16:55
Ambit Temp [°C] Humidity [rel%]	32.0 28
System Version	3.0.6.4
Test Specification	FCC, ISED -
Test Method	
TC Version	0.0.1
My Description	FCC/ISED Bandwidths 99PCT and 26dB - NR Band_41
Add. Information	

Test Parameter	
Technology to test	NR
Band	Band_41
SCS [kHz]	30
Antenna Port used	2
Temperature	nom
Voltage	nom
Frequency low to test	False
Frequency mid to test	True
Frequency high to test	False
Auto Control enabled Power Supply Climatic Box	No No
Additional Path Loss [dB]	0
Switched Path	None

Test Equipment	
Signal analyzer,Rohde&Schwarz,FSV-40,1307.9002K40/101042,3.70	

Test at BW [MHz]: 80

Test freq: mid , UL[MHz]/CH 2593/0 , CBW [MHz]: 80 , RB_100PCT , Mod: QPSK

RESULT: Reference Power cond.

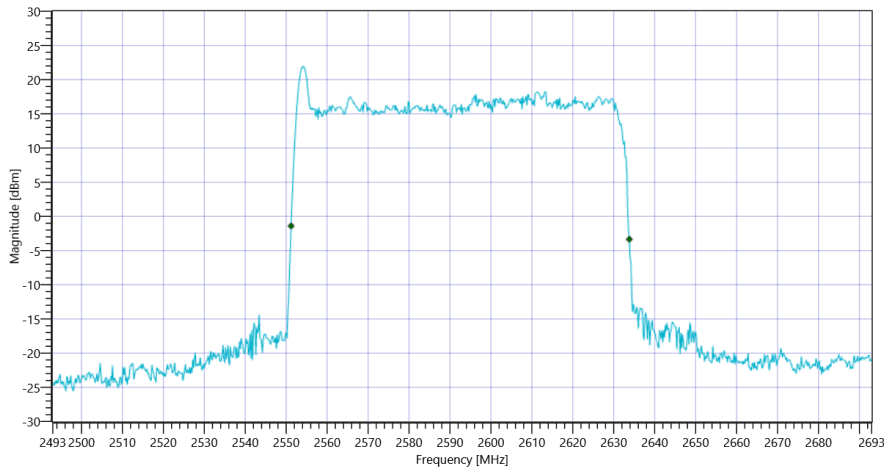
Test Description	Lower Limit	Upper Limit	Measured	Unit	Verdict
Ref. Power 1MHz/1MHz cond.	---	---	21.60	dBm	INFO
Ref. Frequency	---	---	2554.140	MHz	INFO

READ SA SETTINGS:

RefLevel [dBm] RefLevelOffset [dB] InpAtt [dB]	21.60 0 40
Start [MHz] Stop [MHz]	2493.000 2693.000
RBW [MHz] VBW [MHz]	2.000000 10.000000
Detector TraceMode	POS MAXH
Sweep: Time [ms] Count Points per Section Type	2 1500 1001 SWE

RESULT 26 dB

Test Description	Lower Limit	Upper Limit	Measured	Unit	Verdict
Bandwidth 26dB	---	---	82.6	MHz	INFO



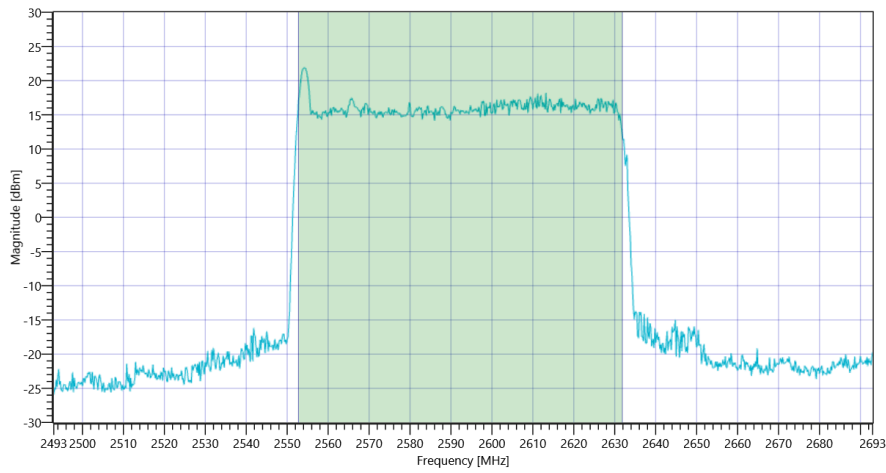
FCC, ISED # Bandwidth 99PCT and 26dB ~ NR Band_41 Ant-2 SCS-30 26dB

RESULT 99%

Test Description	Lower Limit	Upper Limit	Measured	Unit	Verdict
Bandwidth 99%	---	---	79.121	MHz	INFO

READ SA SETTINGS:

RefLevel [dBm] RefLevelOffset [dB] InpAtt [dB]	21.60 0 40
Start [MHz] Stop [MHz]	2493.000 2693.000
RBW [MHz] VBW [MHz]	2.000000 10.000000
Detector TraceMode	POS MAXH
Sweep: Time [ms] Count Points per Section Type	1 1500 1001 SWE



FCC, ISED # Bandwidth 99PCT and 26dB ~ NR Band_41 Ant-2 SCS-30 26dB

General verdict

PASS

FCC, ISED # TX Emissions conducted ~ NR Band_41 Ant-2 SCS-30

Test References	
TC Start	22.05.2022 21:18:05
Ambit Temp [°C] Humidity [rel%]	32.0 28
System Version	3.0.6.4
Test Specification	FCC, ISED -
Test Method	
TC Version	0.0.1
My Description	FCC/ISED MobileRadio TX Emissions conducted - NR Band_41
Add. Information	

Test Parameter	
Technology to test	NR
Band	Band_41
SCS [kHz]	30
Antenna Port used	2
Temperature	nom
Voltage	nom
Frequency low to test	False
Frequency mid to test	True
Frequency high to test	False
Auto Control enabled Power Supply Climatic Box	No No
Additional Path Loss [dB]	0
Switched Path	None

Test Equipment	
Signal analyzer,Rohde&Schwarz,FSV-40,1307.9002K40/101042,3.70	