

Test at BW [MHz]: 30

Test freq: mid , UL[MHz]/CH 2593/0 , CBW [MHz]: 30 , RB_100PCT , Mod: 256QAM

RESULT: Reference Power cond.

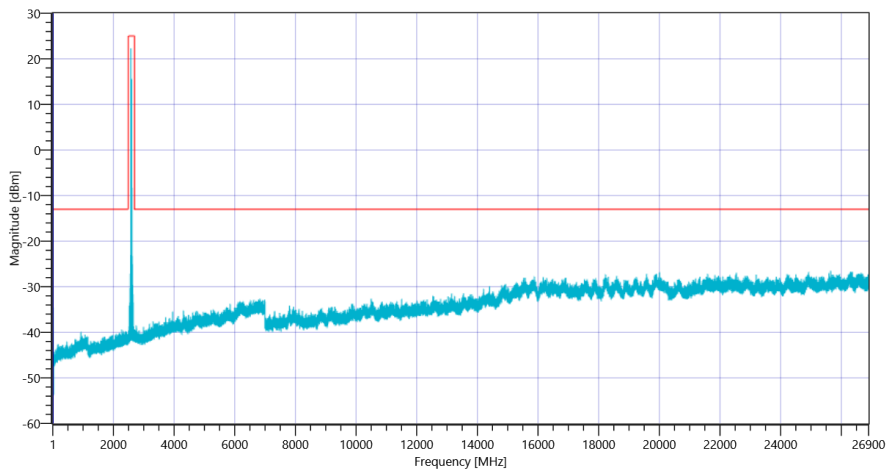
Test Description	Lower Limit	Upper Limit	Measured	Unit	Verdict
Ref. Power 1MHz/1MHz cond.	---	---	21.05	dBm	INFO
Ref. Frequency	---	---	2579.110	MHz	INFO

READ SA SETTINGS:

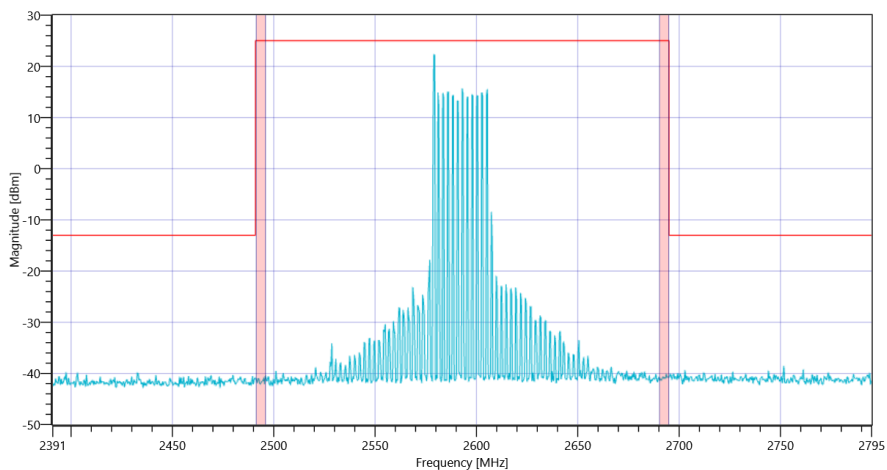
RefLevel [dBm] RefLevelOffset [dB] InpAtt [dB]	10.05 0 30
Start [MHz] Stop [MHz]	1.000 401.000
RBW [MHz] VBW [MHz]	1.000000 3.000000
Detector TraceMode	POS MAXH
Sweep: Time [ms] Count Points per Section Type	1600 1 1001 SWE

RESULT Test freq: mid , UL[MHz]/CH 2593/0 , CBW [MHz]: 30 , RB_100PCT , Mod: 256QAM

Test Description	Lower Limit	Upper Limit	Measured	Unit	Verdict
Peaks higher limit	---	0	0	no	PASS



FCC, ISED # TX Emissions conducted ~ NR Band_41 Ant-2 SCS-30 2593 MHz



FCC, ISED # TX Emissions conducted ~ NR Band_41 Ant-2 SCS-30 2593

General verdict

PASS

FCC, ISED # Bandwidth 99PCT and 26dB ~ NR Band_41 Ant-2 SCS-30

Test References	
TC Start	23.05.2022 18:35:47
Ambit Temp [°C] Humidity [rel%]	27.8 44
System Version	3.0.6.4
Test Specification	FCC, ISED -
Test Method	
TC Version	0.0.1
My Description	FCC/ISED Bandwidths 99PCT and 26dB - NR Band_41
Add. Information	

Test Parameter	
Technology to test	NR
Band	Band_41
SCS [kHz]	30
Antenna Port used	2
Temperature	nom
Voltage	nom
Frequency low to test	False
Frequency mid to test	True
Frequency high to test	False
Auto Control enabled Power Supply Climatic Box	No No
Additional Path Loss [dB]	0
Switched Path	None

Test Equipment	
Signal analyzer,Rohde&Schwarz,FSV-40,1307.9002K40/101042,3.70	

Test at BW [MHz]: 40

Test freq: mid , UL[MHz]/CH 2593/0 , CBW [MHz]: 40 , RB_100PCT , Mod: 256QAM

RESULT: Reference Power cond.

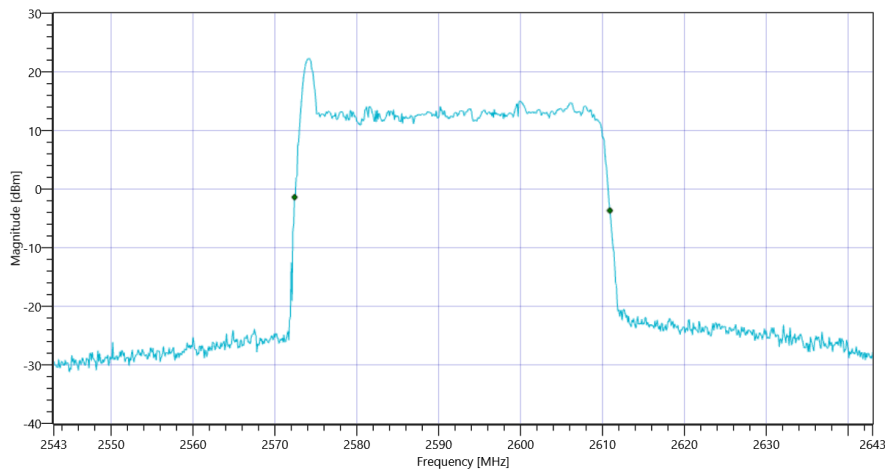
Test Description	Lower Limit	Upper Limit	Measured	Unit	Verdict
Ref. Power 1MHz/1MHz cond.	---	---	21.88	dBm	INFO
Ref. Frequency	---	---	2574.020	MHz	INFO

READ SA SETTINGS:

RefLevel [dBm] RefLevelOffset [dB] InpAtt [dB]	21.88 0 40
Start [MHz] Stop [MHz]	2543.000 2643.000
RBW [MHz] VBW [MHz]	1.000000 3.000000
Detector TraceMode	POS MAXH
Sweep: Time [ms] Count Points per Section Type	2 1500 1001 SWE

RESULT 26 dB

Test Description	Lower Limit	Upper Limit	Measured	Unit	Verdict
Bandwidth 26dB	---	---	38.5	MHz	INFO



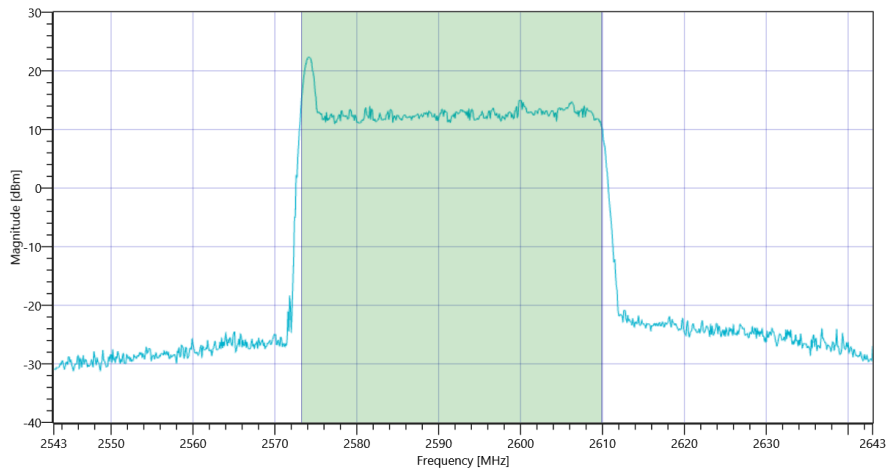
FCC, ISED # Bandwidth 99PCT and 26dB ~ NR Band_41 Ant-2 SCS-30 26dB

RESULT 99%

Test Description	Lower Limit	Upper Limit	Measured	Unit	Verdict
Bandwidth 99%	---	---	36.663	MHz	INFO

READ SA SETTINGS:

RefLevel [dBm] RefLevelOffset [dB] InpAtt [dB]	21.88 0 40
Start [MHz] Stop [MHz]	2543.000 2643.000
RBW [MHz] VBW [MHz]	1.000000 3.000000
Detector TraceMode	POS MAXH
Sweep: Time [ms] Count Points per Section Type	1 1500 1001 SWE



FCC, ISED # Bandwidth 99PCT and 26dB ~ NR Band_41 Ant-2_SCS-30 26dB

General verdict

PASS

FCC, ISED # TX Emissions conducted ~ NR Band_41 Ant-2 SCS-30

Test References	
TC Start	23.05.2022 18:36:31
Ambit Temp [°C] Humidity [rel%]	27.8 44
System Version	3.0.6.4
Test Specification	FCC, ISED -
Test Method	
TC Version	0.0.1
My Description	FCC/ISED MobileRadio TX Emissions conducted - NR Band_41
Add. Information	

Test Parameter	
Technology to test	NR
Band	Band_41
SCS [kHz]	30
Antenna Port used	2
Temperature	nom
Voltage	nom
Frequency low to test	False
Frequency mid to test	True
Frequency high to test	False
Auto Control enabled Power Supply Climatic Box	No No
Additional Path Loss [dB]	0
Switched Path	None

Test Equipment	
Signal analyzer,Rohde&Schwarz,FSV-40,1307.9002K40/101042,3.70	

Test at BW [MHz]: 40

Test freq: mid , UL[MHz]/CH 2593/0 , CBW [MHz]: 40 , RB_100PCT , Mod: 256QAM

RESULT: Reference Power cond.

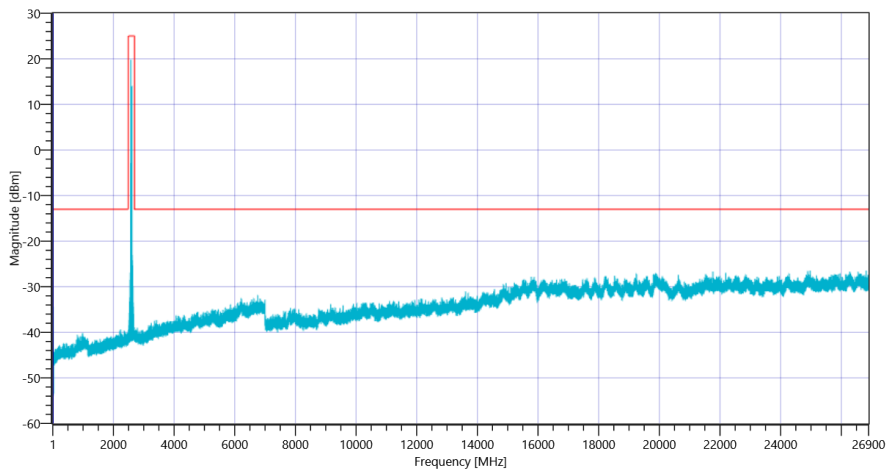
Test Description	Lower Limit	Upper Limit	Measured	Unit	Verdict
Ref. Power 1MHz/1MHz cond.	---	---	21.28	dBm	INFO
Ref. Frequency	---	---	2574.120	MHz	INFO

READ SA SETTINGS:

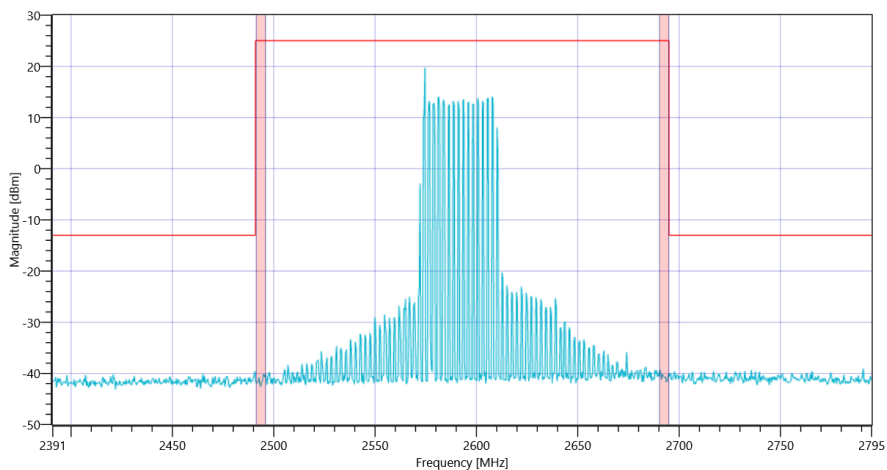
RefLevel [dBm] RefLevelOffset [dB] InpAtt [dB]	10.28 0 30
Start [MHz] Stop [MHz]	1.000 401.000
RBW [MHz] VBW [MHz]	1.000000 3.000000
Detector TraceMode	POS MAXH
Sweep: Time [ms] Count Points per Section Type	1600 1 1001 SWE

RESULT Test freq: mid , UL[MHz]/CH 2593/0 , CBW [MHz]: 40 , RB_100PCT , Mod: 256QAM

Test Description	Lower Limit	Upper Limit	Measured	Unit	Verdict
Peaks higher limit	---	0	0	no	PASS



FCC, ISED # TX Emissions conducted ~ NR Band_41 Ant-2 SCS-30 2593 MHz



FCC, ISED # TX Emissions conducted ~ NR Band_41 Ant-2 SCS-30 2593

General verdict

PASS

FCC, ISED # Bandwidth 99PCT and 26dB ~ NR Band_41 Ant-2 SCS-30

Test References	
TC Start	23.05.2022 18:41:00
Ambit Temp [°C] Humidity [rel%]	27.7 44
System Version	3.0.6.4
Test Specification	FCC, ISED -
Test Method	
TC Version	0.0.1
My Description	FCC/ISED Bandwidths 99PCT and 26dB - NR Band_41
Add. Information	

Test Parameter	
Technology to test	NR
Band	Band_41
SCS [kHz]	30
Antenna Port used	2
Temperature	nom
Voltage	nom
Frequency low to test	False
Frequency mid to test	True
Frequency high to test	False
Auto Control enabled Power Supply Climatic Box	No No
Additional Path Loss [dB]	0
Switched Path	None

Test Equipment	
Signal analyzer,Rohde&Schwarz,FSV-40,1307.9002K40/101042,3.70	

Test at BW [MHz]: 50

Test freq: mid , UL[MHz]/CH 2593/0 , CBW [MHz]: 50 , RB_100PCT , Mod: 256QAM

RESULT: Reference Power cond.

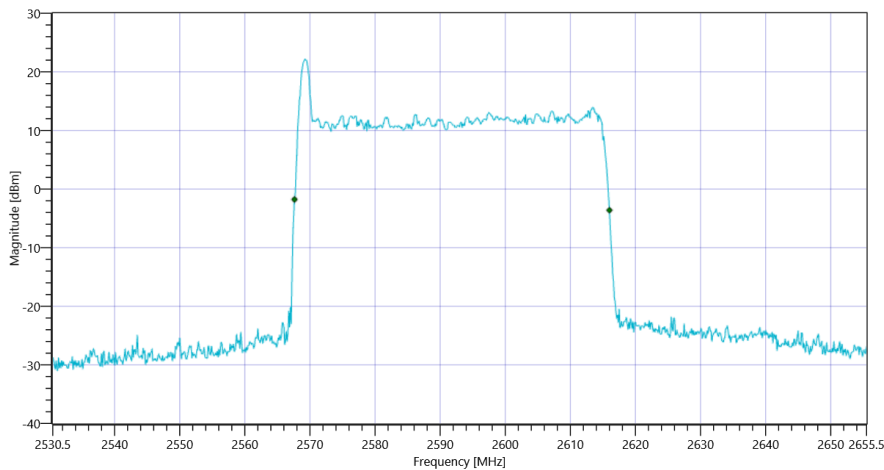
Test Description	Lower Limit	Upper Limit	Measured	Unit	Verdict
Ref. Power 1MHz/1MHz cond.	---	---	21.77	dBm	INFO
Ref. Frequency	---	---	2569.220	MHz	INFO

READ SA SETTINGS:

RefLevel [dBm] RefLevelOffset [dB] InpAtt [dB]	21.77 0 40
Start [MHz] Stop [MHz]	2530.500 2655.500
RBW [MHz] VBW [MHz]	1.000000 3.000000
Detector TraceMode	POS MAXH
Sweep: Time [ms] Count Points per Section Type	2 1500 1001 SWE

RESULT 26 dB

Test Description	Lower Limit	Upper Limit	Measured	Unit	Verdict
Bandwidth 26dB	---	---	48.375	MHz	INFO



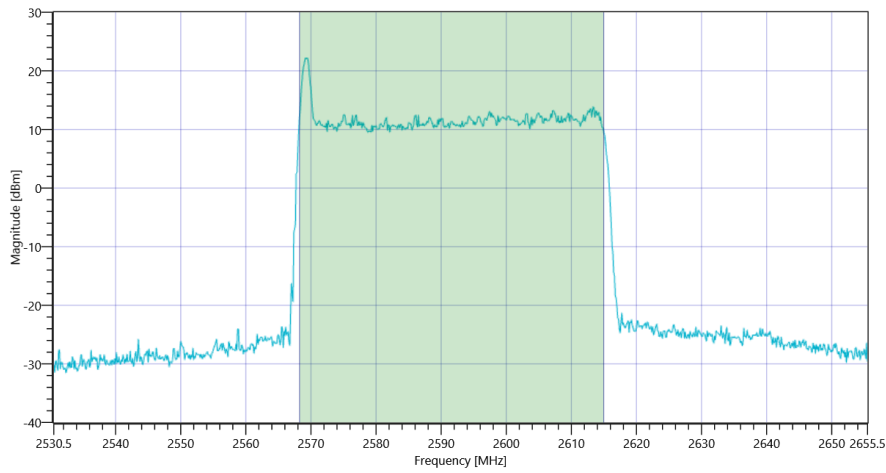
FCC, ISED # Bandwidth 99PCT and 26dB ~ NR Band_41 Ant-2 SCS-30 26dB

RESULT 99%

Test Description	Lower Limit	Upper Limit	Measured	Unit	Verdict
Bandwidth 99%	---	---	46.703	MHz	INFO

READ SA SETTINGS:

RefLevel [dBm] RefLevelOffset [dB] InpAtt [dB]	21.77 0 40
Start [MHz] Stop [MHz]	2530.500 2655.500
RBW [MHz] VBW [MHz]	1.000000 3.000000
Detector TraceMode	POS MAXH
Sweep: Time [ms] Count Points per Section Type	1 1500 1001 SWE



FCC, ISED # Bandwidth 99PCT and 26dB ~ NR Band_41 Ant-2 SCS-30 26dB

General verdict

PASS

FCC, ISED # TX Emissions conducted ~ NR Band_41 Ant-2 SCS-30

Test References	
TC Start	23.05.2022 18:41:44
Ambit Temp [°C] Humidity [rel%]	27.6 44
System Version	3.0.6.4
Test Specification	FCC, ISED -
Test Method	
TC Version	0.0.1
My Description	FCC/ISED MobileRadio TX Emissions conducted - NR Band_41
Add. Information	

Test Parameter	
Technology to test	NR
Band	Band_41
SCS [kHz]	30
Antenna Port used	2
Temperature	nom
Voltage	nom
Frequency low to test	False
Frequency mid to test	True
Frequency high to test	False
Auto Control enabled Power Supply Climatic Box	No No
Additional Path Loss [dB]	0
Switched Path	None

Test Equipment	
Signal analyzer,Rohde&Schwarz,FSV-40,1307.9002K40/101042,3.70	

Test at BW [MHz]: 50

Test freq: mid , UL[MHz]/CH 2593/0 , CBW [MHz]: 50 , RB_100PCT , Mod: 256QAM

RESULT: Reference Power cond.

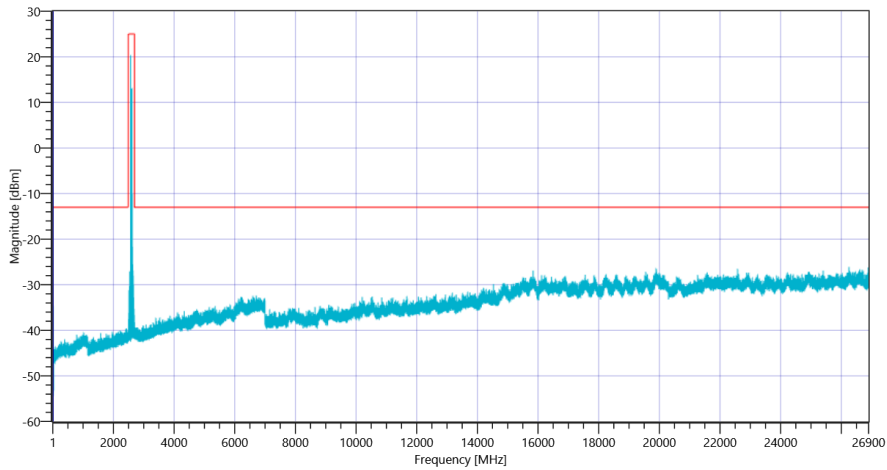
Test Description	Lower Limit	Upper Limit	Measured	Unit	Verdict
Ref. Power 1MHz/1MHz cond.	---	---	22.32	dBm	INFO
Ref. Frequency	---	---	2569.220	MHz	INFO

READ SA SETTINGS:

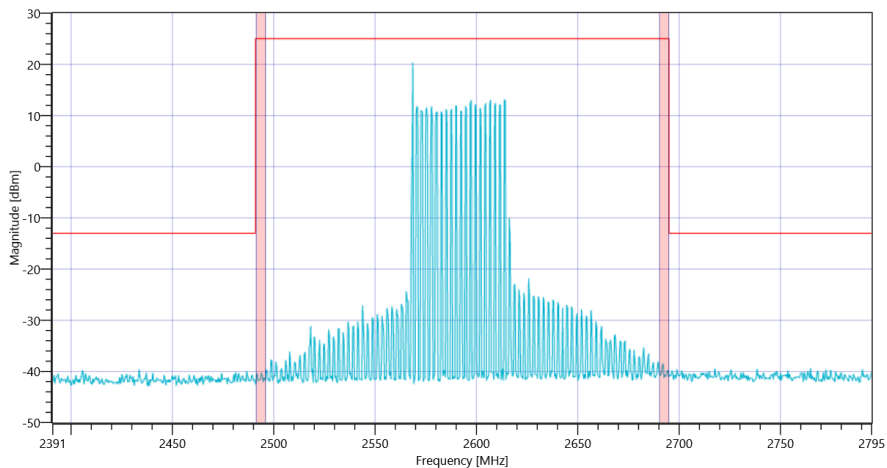
RefLevel [dBm] RefLevelOffset [dB] InpAtt [dB]	11.32 0 30
Start [MHz] Stop [MHz]	1.000 401.000
RBW [MHz] VBW [MHz]	1.000000 3.000000
Detector TraceMode	POS MAXH
Sweep: Time [ms] Count Points per Section Type	1600 1 1001 SWE

RESULT Test freq: mid , UL[MHz]/CH 2593/0 , CBW [MHz]: 50 , RB_100PCT , Mod: 256QAM

Test Description	Lower Limit	Upper Limit	Measured	Unit	Verdict
Peaks higher limit	---	0	0	no	PASS



FCC, ISED # TX Emissions conducted ~ NR Band_41 Ant-2 SCS-30 2593 MHz



FCC, ISED # TX Emissions conducted ~ NR Band_41 Ant-2 SCS-30 2593

General verdict

PASS

FCC, ISED # Bandwidth 99PCT and 26dB ~ NR Band_41 Ant-2 SCS-30

Test References	
TC Start	23.05.2022 18:47:40
Ambit Temp [°C] Humidity [rel%]	27.4 45
System Version	3.0.6.4
Test Specification	FCC, ISED -
Test Method	
TC Version	0.0.1
My Description	FCC/ISED Bandwidths 99PCT and 26dB - NR Band_41
Add. Information	

Test Parameter	
Technology to test	NR
Band	Band_41
SCS [kHz]	30
Antenna Port used	2
Temperature	nom
Voltage	nom
Frequency low to test	False
Frequency mid to test	True
Frequency high to test	False
Auto Control enabled Power Supply Climatic Box	No No
Additional Path Loss [dB]	0
Switched Path	None

Test Equipment	
Signal analyzer,Rohde&Schwarz,FSV-40,1307.9002K40/101042,3.70	

Test at BW [MHz]: 60

Test freq: mid , UL[MHz]/CH 2593/0 , CBW [MHz]: 60 , RB_100PCT , Mod: 256QAM

RESULT: Reference Power cond.

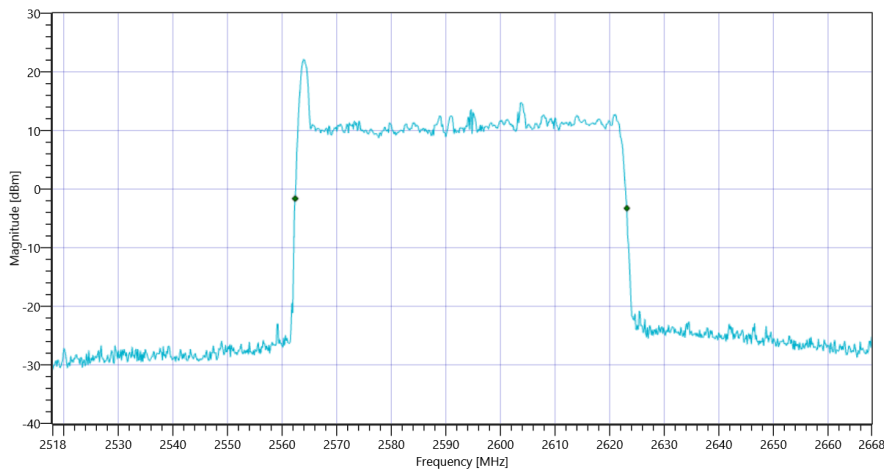
Test Description	Lower Limit	Upper Limit	Measured	Unit	Verdict
Ref. Power 1MHz/1MHz cond.	---	---	21.40	dBm	INFO
Ref. Frequency	---	---	2563.930	MHz	INFO

READ SA SETTINGS:

RefLevel [dBm] RefLevelOffset [dB] InpAtt [dB]	21.40 0 40
Start [MHz] Stop [MHz]	2518.000 2668.000
RBW [MHz] VBW [MHz]	1.000000 3.000000
Detector TraceMode	POS MAXH
Sweep: Time [ms] Count Points per Section Type	2 1500 1001 SWE

RESULT 26 dB

Test Description	Lower Limit	Upper Limit	Measured	Unit	Verdict
Bandwidth 26dB	---	---	60.75	MHz	INFO

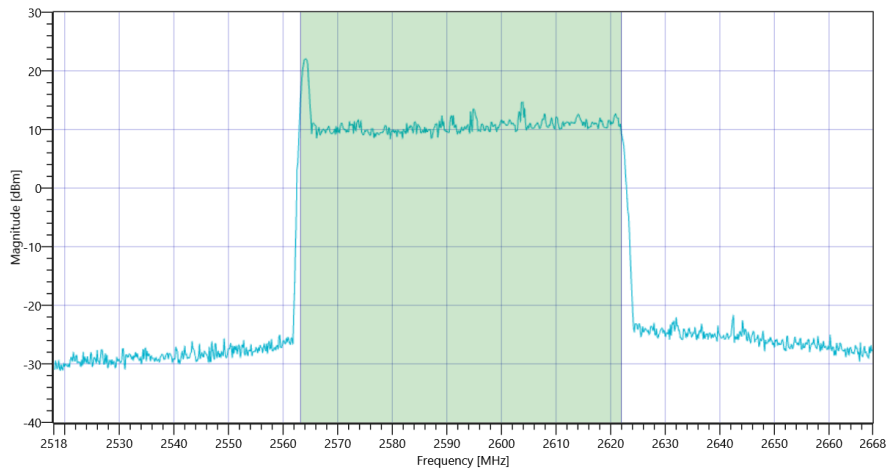


RESULT 99%

Test Description	Lower Limit	Upper Limit	Measured	Unit	Verdict
Bandwidth 99%	---	---	58.741	MHz	INFO

READ SA SETTINGS:

RefLevel [dBm] RefLevelOffset [dB] InpAtt [dB]	21.40 0 40
Start [MHz] Stop [MHz]	2518.000 2668.000
RBW [MHz] VBW [MHz]	1.000000 3.000000
Detector TraceMode	POS MAXH
Sweep: Time [ms] Count Points per Section Type	1 1500 1001 SWE



FCC, ISED # Bandwidth 99PCT and 26dB ~ NR Band_41 Ant-2_SCS-30 26dB

General verdict

PASS

FCC, ISED # TX Emissions conducted ~ NR Band_41 Ant-2 SCS-30

Test References	
TC Start	23.05.2022 18:48:33
Ambit Temp [°C] Humidity [rel%]	27.4 45
System Version	3.0.6.4
Test Specification	FCC, ISED -
Test Method	
TC Version	0.0.1
My Description	FCC/ISED MobileRadio TX Emissions conducted - NR Band_41
Add. Information	

Test Parameter	
Technology to test	NR
Band	Band_41
SCS [kHz]	30
Antenna Port used	2
Temperature	nom
Voltage	nom
Frequency low to test	False
Frequency mid to test	True
Frequency high to test	False
Auto Control enabled Power Supply Climatic Box	No No
Additional Path Loss [dB]	0
Switched Path	None

Test Equipment	
Signal analyzer,Rohde&Schwarz,FSV-40,1307.9002K40/101042,3.70	

Test at BW [MHz]: 60

Test freq: mid , UL[MHz]/CH 2593/0 , CBW [MHz]: 60 , RB_100PCT , Mod: 256QAM

RESULT: Reference Power cond.

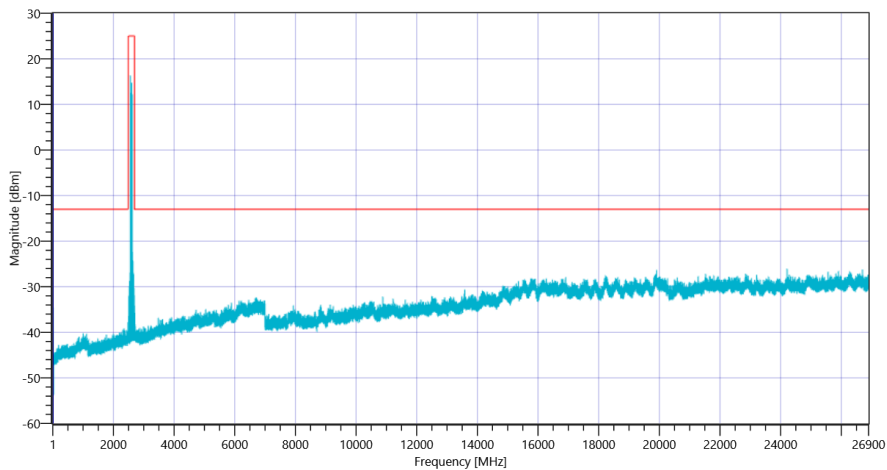
Test Description	Lower Limit	Upper Limit	Measured	Unit	Verdict
Ref. Power 1MHz/1MHz cond.	---	---	22.20	dBm	INFO
Ref. Frequency	---	---	2564.030	MHz	INFO

READ SA SETTINGS:

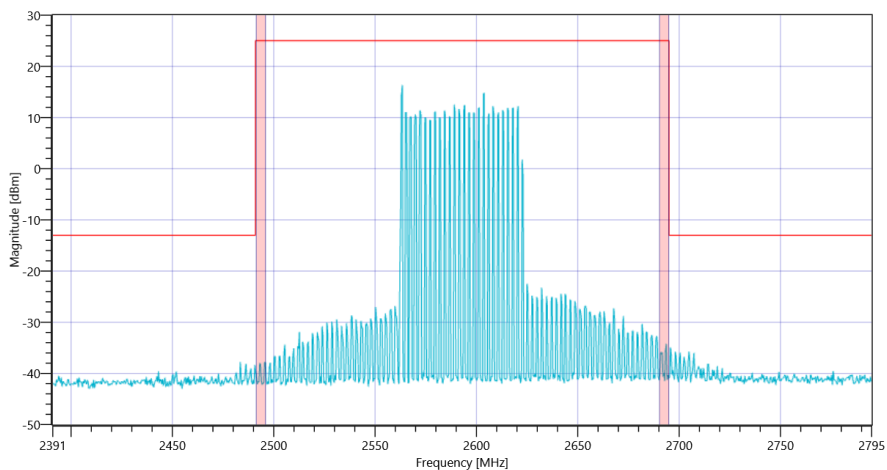
RefLevel [dBm] RefLevelOffset [dB] InpAtt [dB]	11.20 0 30
Start [MHz] Stop [MHz]	1.000 401.000
RBW [MHz] VBW [MHz]	1.000000 3.000000
Detector TraceMode	POS MAXH
Sweep: Time [ms] Count Points per Section Type	1600 1 1001 SWE

RESULT Test freq: mid , UL[MHz]/CH 2593/0 , CBW [MHz]: 60 , RB_100PCT , Mod: 256QAM

Test Description	Lower Limit	Upper Limit	Measured	Unit	Verdict
Peaks higher limit	---	0	0	no	PASS



FCC, ISED # TX Emissions conducted ~ NR Band_41 Ant-2 SCS-30 2593 MHz



FCC, ISED # TX Emissions conducted ~ NR Band_41 Ant-2 SCS-30 2593

General verdict

PASS

FCC, ISED # Bandwidth 99PCT and 26dB ~ NR Band_41 Ant-2 SCS-30

Test References	
TC Start	23.05.2022 18:54:52
Ambit Temp [°C] Humidity [rel%]	27.7 45
System Version	3.0.6.4
Test Specification	FCC, ISED -
Test Method	
TC Version	0.0.1
My Description	FCC/ISED Bandwidths 99PCT and 26dB - NR Band_41
Add. Information	

Test Parameter	
Technology to test	NR
Band	Band_41
SCS [kHz]	30
Antenna Port used	2
Temperature	nom
Voltage	nom
Frequency low to test	False
Frequency mid to test	True
Frequency high to test	False
Auto Control enabled Power Supply Climatic Box	No No
Additional Path Loss [dB]	0
Switched Path	None

Test Equipment	
Signal analyzer,Rohde&Schwarz,FSV-40,1307.9002K40/101042,3.70	

Test at BW [MHz]: 80

Test freq: mid , UL[MHz]/CH 2593/0 , CBW [MHz]: 80 , RB_100PCT , Mod: 256QAM

RESULT: Reference Power cond.

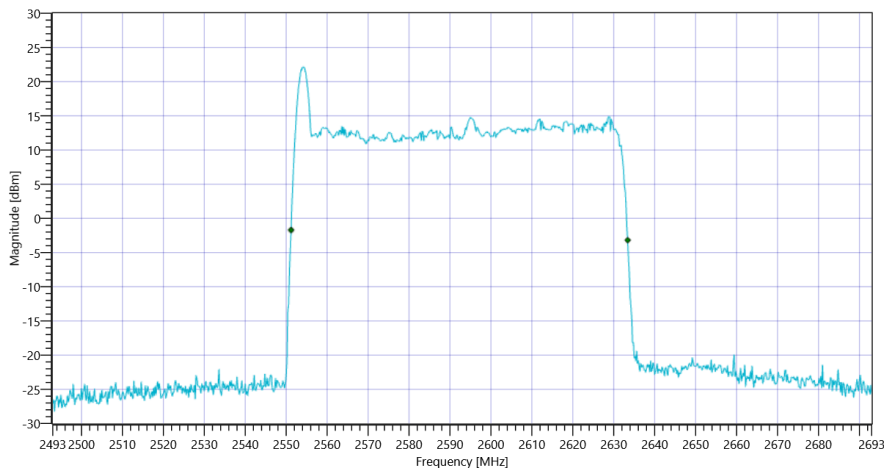
Test Description	Lower Limit	Upper Limit	Measured	Unit	Verdict
Ref. Power 1MHz/1MHz cond.	---	---	21.45	dBm	INFO
Ref. Frequency	---	---	2554.140	MHz	INFO

READ SA SETTINGS:

RefLevel [dBm] RefLevelOffset [dB] InpAtt [dB]	21.45 0 40
Start [MHz] Stop [MHz]	2493.000 2693.000
RBW [MHz] VBW [MHz]	2.000000 10.000000
Detector TraceMode	POS MAXH
Sweep: Time [ms] Count Points per Section Type	2 1500 1001 SWE

RESULT 26 dB

Test Description	Lower Limit	Upper Limit	Measured	Unit	Verdict
Bandwidth 26dB	---	---	82.2	MHz	INFO



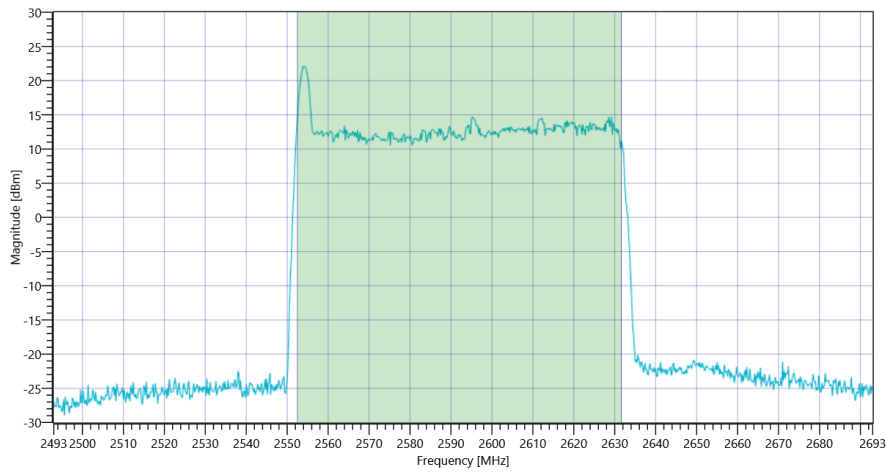
FCC, ISED # Bandwidth 99PCT and 26dB ~ NR Band_41 Ant-2 SCS-30 26dB

RESULT 99%

Test Description	Lower Limit	Upper Limit	Measured	Unit	Verdict
Bandwidth 99%	---	---	79.121	MHz	INFO

READ SA SETTINGS:

RefLevel [dBm] RefLevelOffset [dB] InpAtt [dB]	21.45 0 40
Start [MHz] Stop [MHz]	2493.000 2693.000
RBW [MHz] VBW [MHz]	2.000000 10.000000
Detector TraceMode	POS MAXH
Sweep: Time [ms] Count Points per Section Type	1 1500 1001 SWE



FCC, ISED # Bandwidth 99PCT and 26dB ~ NR Band_41 Ant-2 SCS-30 26dB

General verdict

PASS

FCC, ISED # TX Emissions conducted ~ NR Band_41 Ant-2 SCS-30

Test References	
TC Start	23.05.2022 18:56:05
Ambit Temp [°C] Humidity [rel%]	27.7 45
System Version	3.0.6.4
Test Specification	FCC, ISED -
Test Method	
TC Version	0.0.1
My Description	FCC/ISED MobileRadio TX Emissions conducted - NR Band_41
Add. Information	

Test Parameter	
Technology to test	NR
Band	Band_41
SCS [kHz]	30
Antenna Port used	2
Temperature	nom
Voltage	nom
Frequency low to test	False
Frequency mid to test	True
Frequency high to test	False
Auto Control enabled Power Supply Climatic Box	No No
Additional Path Loss [dB]	0
Switched Path	None

Test Equipment	
Signal analyzer,Rohde&Schwarz,FSV-40,1307.9002K40/101042,3.70	

Test at BW [MHz]: 80

Test freq: mid , UL[MHz]/CH 2593/0 , CBW [MHz]: 80 , RB_100PCT , Mod: 256QAM

RESULT: Reference Power cond.

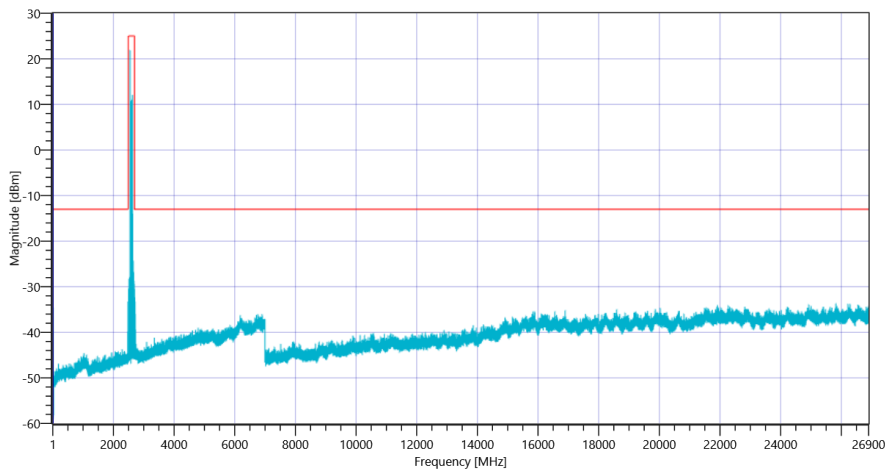
Test Description	Lower Limit	Upper Limit	Measured	Unit	Verdict
Ref. Power 1MHz/1MHz cond.	---	---	20.75	dBm	INFO
Ref. Frequency	---	---	2554.140	MHz	INFO

READ SA SETTINGS:

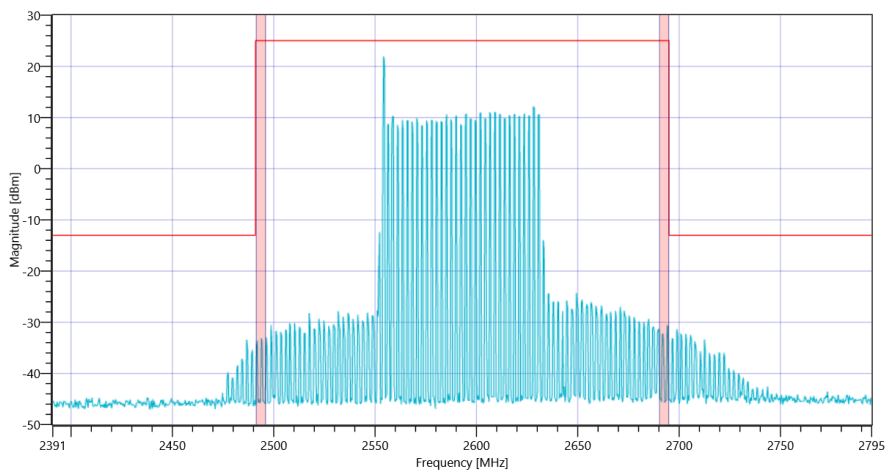
RefLevel [dBm] RefLevelOffset [dB] InpAtt [dB]	9.75 0 25
Start [MHz] Stop [MHz]	1.000 401.000
RBW [MHz] VBW [MHz]	1.000000 3.000000
Detector TraceMode	POS MAXH
Sweep: Time [ms] Count Points per Section Type	1600 1 1001 SWE

RESULT Test freq: mid , UL[MHz]/CH 2593/0 , CBW [MHz]: 80 , RB_100PCT , Mod: 256QAM

Test Description	Lower Limit	Upper Limit	Measured	Unit	Verdict
Peaks higher limit	---	0	0	no	PASS



FCC, ISED # TX Emissions conducted ~ NR Band_41 Ant-2 SCS-30 2593 MHz



FCC, ISED # TX Emissions conducted ~ NR Band_41 Ant-2 SCS-30 2593

General verdict

PASS

FCC, ISED # Bandwidth 99PCT and 26dB ~ NR Band_41 Ant-2 SCS-30

Test References	
TC Start	23.05.2022 19:00:44
Ambit Temp [°C] Humidity [rel%]	28.1 44
System Version	3.0.6.4
Test Specification	FCC, ISED -
Test Method	
TC Version	0.0.1
My Description	FCC/ISED Bandwidths 99PCT and 26dB - NR Band_41
Add. Information	

Test Parameter	
Technology to test	NR
Band	Band_41
SCS [kHz]	30
Antenna Port used	2
Temperature	nom
Voltage	nom
Frequency low to test	False
Frequency mid to test	True
Frequency high to test	False
Auto Control enabled Power Supply Climatic Box	No No
Additional Path Loss [dB]	0
Switched Path	None

Test Equipment	
Signal analyzer,Rohde&Schwarz,FSV-40,1307.9002K40/101042,3.70	

Test at BW [MHz]: 90

Test freq: mid , UL[MHz]/CH 2593/0 , CBW [MHz]: 90 , RB_100PCT , Mod: 256QAM

RESULT: Reference Power cond.

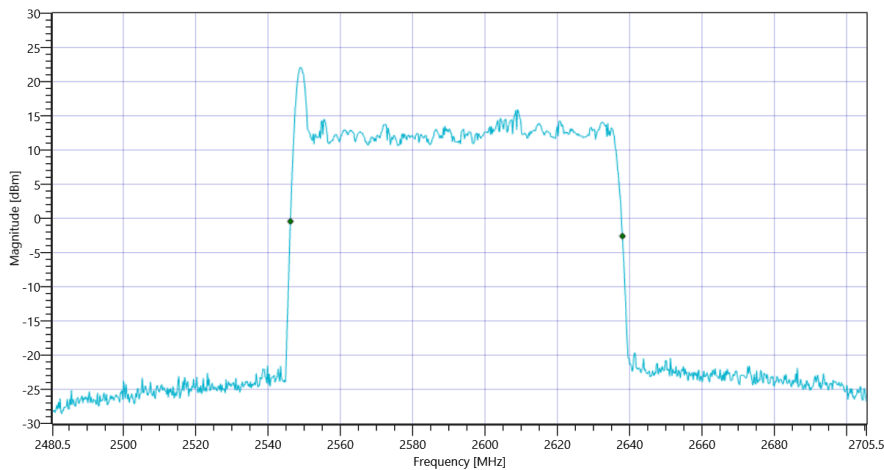
Test Description	Lower Limit	Upper Limit	Measured	Unit	Verdict
Ref. Power 1MHz/1MHz cond.	---	---	21.55	dBm	INFO
Ref. Frequency	---	---	2549.040	MHz	INFO

READ SA SETTINGS:

RefLevel [dBm] RefLevelOffset [dB] InpAtt [dB]	21.55 0 40
Start [MHz] Stop [MHz]	2480.500 2705.500
RBW [MHz] VBW [MHz]	2.000000 10.000000
Detector TraceMode	POS MAXH
Sweep: Time [ms] Count Points per Section Type	2 1500 1001 SWE

RESULT 26 dB

Test Description	Lower Limit	Upper Limit	Measured	Unit	Verdict
Bandwidth 26dB	---	---	91.8	MHz	INFO

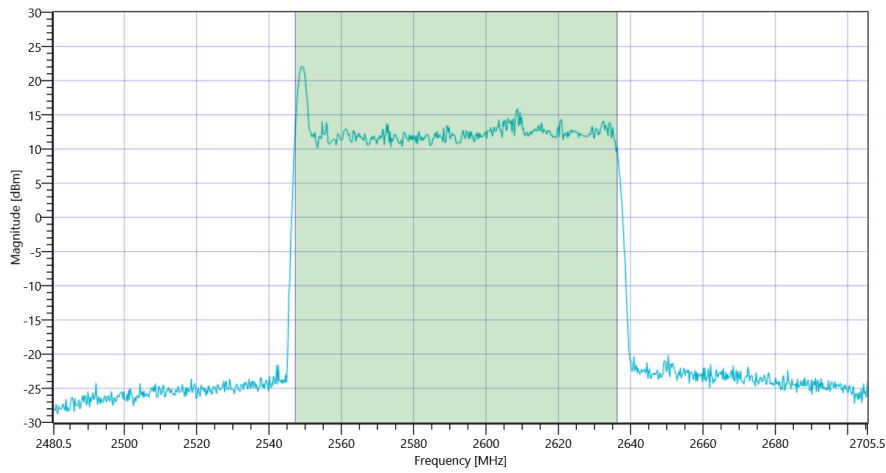


RESULT 99%

Test Description	Lower Limit	Upper Limit	Measured	Unit	Verdict
Bandwidth 99%	---	---	88.786	MHz	INFO

READ SA SETTINGS:

RefLevel [dBm] RefLevelOffset [dB] InpAtt [dB]	21.55 0 40
Start [MHz] Stop [MHz]	2480.500 2705.500
RBW [MHz] VBW [MHz]	2.000000 10.000000
Detector TraceMode	POS MAXH
Sweep: Time [ms] Count Points per Section Type	1 1500 1001 SWE



FCC, ISED # Bandwidth 99PCT and 26dB ~ NR Band_41 Ant-2 SCS-30 26dB

General verdict

PASS

FCC, ISED # TX Emissions conducted ~ NR Band_41 Ant-2 SCS-30

Test References	
TC Start	23.05.2022 19:01:44
Ambit Temp [°C] Humidity [rel%]	28.1 44
System Version	3.0.6.4
Test Specification	FCC, ISED -
Test Method	
TC Version	0.0.1
My Description	FCC/ISED MobileRadio TX Emissions conducted - NR Band_41
Add. Information	

Test Parameter	
Technology to test	NR
Band	Band_41
SCS [kHz]	30
Antenna Port used	2
Temperature	nom
Voltage	nom
Frequency low to test	False
Frequency mid to test	True
Frequency high to test	False
Auto Control enabled Power Supply Climatic Box	No No
Additional Path Loss [dB]	0
Switched Path	None

Test Equipment	
Signal analyzer,Rohde&Schwarz,FSV-40,1307.9002K40/101042,3.70	

Test at BW [MHz]: 90

Test freq: mid , UL[MHz]/CH 2593/0 , CBW [MHz]: 90 , RB_100PCT , Mod: 256QAM

RESULT: Reference Power cond.

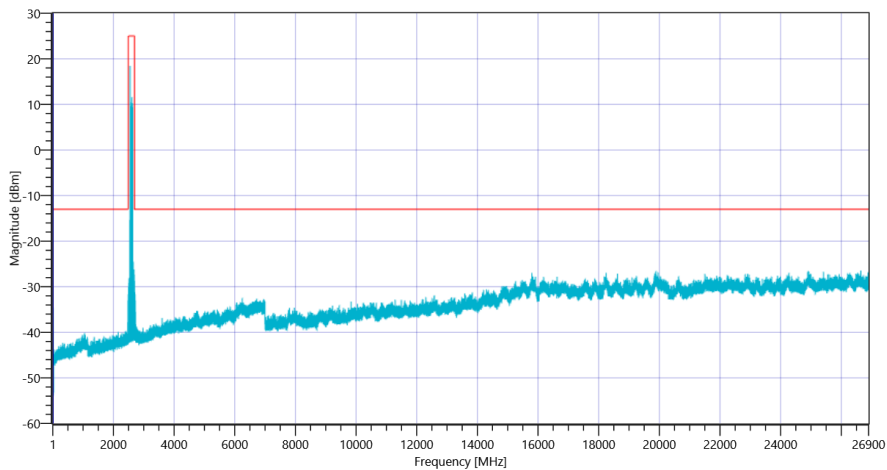
Test Description	Lower Limit	Upper Limit	Measured	Unit	Verdict
Ref. Power 1MHz/1MHz cond.	---	---	21.61	dBm	INFO
Ref. Frequency	---	---	2549.040	MHz	INFO

READ SA SETTINGS:

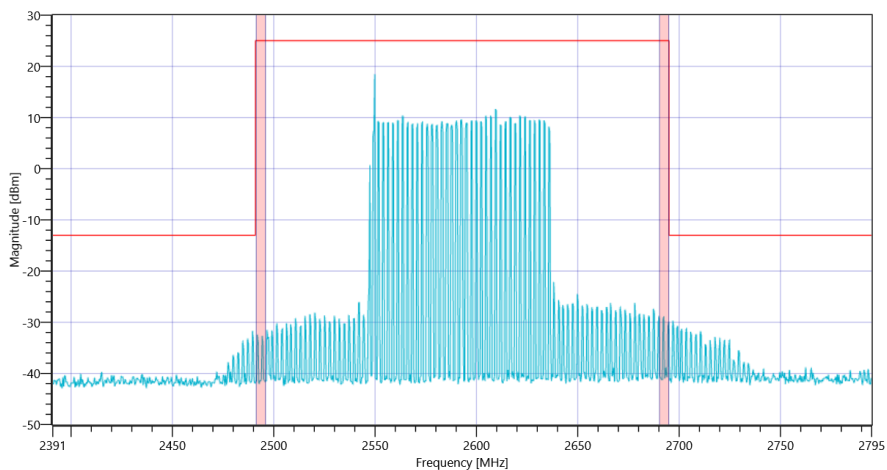
RefLevel [dBm] RefLevelOffset [dB] InpAtt [dB]	10.61 0 30
Start [MHz] Stop [MHz]	1.000 401.000
RBW [MHz] VBW [MHz]	1.000000 3.000000
Detector TraceMode	POS MAXH
Sweep: Time [ms] Count Points per Section Type	1600 1 1001 SWE

RESULT Test freq: mid , UL[MHz]/CH 2593/0 , CBW [MHz]: 90 , RB_100PCT , Mod: 256QAM

Test Description	Lower Limit	Upper Limit	Measured	Unit	Verdict
Peaks higher limit	---	0	0	no	PASS



FCC, ISED # TX Emissions conducted ~ NR Band_41 Ant-2 SCS-30 2593 MHz



FCC, ISED # TX Emissions conducted ~ NR Band_41 Ant-2 SCS-30 2593

General verdict

PASS

FCC, ISED # Bandwidth 99PCT and 26dB ~ NR Band_41 Ant-2 SCS-30

Test References	
TC Start	23.05.2022 19:07:14
Ambit Temp [°C] Humidity [rel%]	28.3 43
System Version	3.0.6.4
Test Specification	FCC, ISED -
Test Method	
TC Version	0.0.1
My Description	FCC/ISED Bandwidths 99PCT and 26dB - NR Band_41
Add. Information	

Test Parameter	
Technology to test	NR
Band	Band_41
SCS [kHz]	30
Antenna Port used	2
Temperature	nom
Voltage	nom
Frequency low to test	False
Frequency mid to test	True
Frequency high to test	False
Auto Control enabled Power Supply Climatic Box	No No
Additional Path Loss [dB]	0
Switched Path	None

Test Equipment	
Signal analyzer,Rohde&Schwarz,FSV-40,1307.9002K40/101042,3.70	

Test at BW [MHz]: 100

Test freq: mid , UL[MHz]/CH 2593/0 , CBW [MHz]: 100 , RB_100PCT , Mod: 256QAM

RESULT: Reference Power cond.

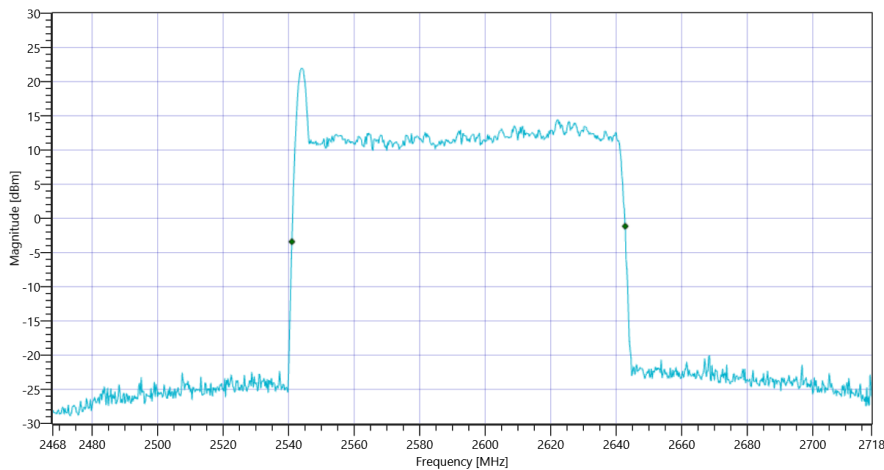
Test Description	Lower Limit	Upper Limit	Measured	Unit	Verdict
Ref. Power 1MHz/1MHz cond.	---	---	22.02	dBm	INFO
Ref. Frequency	---	---	2544.050	MHz	INFO

READ SA SETTINGS:

RefLevel [dBm] RefLevelOffset [dB] InpAtt [dB]	22.02 0 40
Start [MHz] Stop [MHz]	2468.000 2718.000
RBW [MHz] VBW [MHz]	2.000000 10.000000
Detector TraceMode	POS MAXH
Sweep: Time [ms] Count Points per Section Type	2 1500 1001 SWE

RESULT 26 dB

Test Description	Lower Limit	Upper Limit	Measured	Unit	Verdict
Bandwidth 26dB	---	---	101.75	MHz	INFO



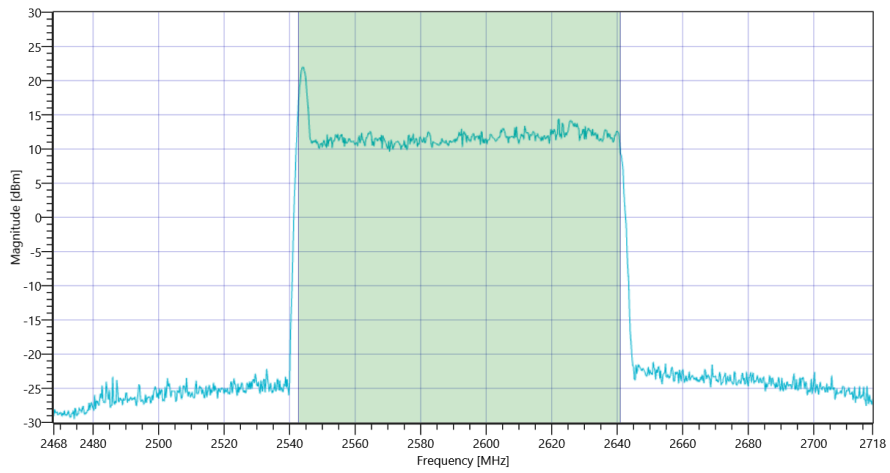
FCC, ISED # Bandwidth 99PCT and 26dB ~ NR Band_41 Ant-2 SCS-30 26dB

RESULT 99%

Test Description	Lower Limit	Upper Limit	Measured	Unit	Verdict
Bandwidth 99%	---	---	98.402	MHz	INFO

READ SA SETTINGS:

RefLevel [dBm] RefLevelOffset [dB] InpAtt [dB]	22.02 0 40
Start [MHz] Stop [MHz]	2468.000 2718.000
RBW [MHz] VBW [MHz]	2.000000 10.000000
Detector TraceMode	POS MAXH
Sweep: Time [ms] Count Points per Section Type	1 1500 1001 SWE



FCC, ISED # Bandwidth 99PCT and 26dB ~ NR Band_41 Ant-2 SCS-30 26dB

General verdict

PASS

FCC, ISED # TX Emissions conducted ~ NR Band_41 Ant-2 SCS-30

Test References	
TC Start	23.05.2022 19:08:16
Ambit Temp [°C] Humidity [rel%]	28.4 43
System Version	3.0.6.4
Test Specification	FCC, ISED -
Test Method	
TC Version	0.0.1
My Description	FCC/ISED MobileRadio TX Emissions conducted - NR Band_41
Add. Information	

Test Parameter	
Technology to test	NR
Band	Band_41
SCS [kHz]	30
Antenna Port used	2
Temperature	nom
Voltage	nom
Frequency low to test	False
Frequency mid to test	True
Frequency high to test	False
Auto Control enabled Power Supply Climatic Box	No No
Additional Path Loss [dB]	0
Switched Path	None

Test Equipment	
Signal analyzer,Rohde&Schwarz,FSV-40,1307.9002K40/101042,3.70	

Test at BW [MHz]: 100

Test freq: mid , UL[MHz]/CH 2593/0 , CBW [MHz]: 100 , RB_100PCT , Mod: 256QAM

RESULT: Reference Power cond.

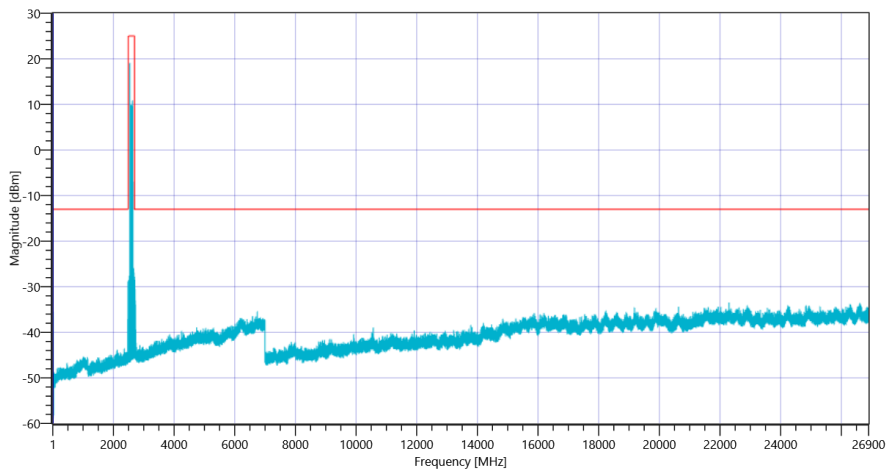
Test Description	Lower Limit	Upper Limit	Measured	Unit	Verdict
Ref. Power 1MHz/1MHz cond.	---	---	20.74	dBm	INFO
Ref. Frequency	---	---	2544.050	MHz	INFO

READ SA SETTINGS:

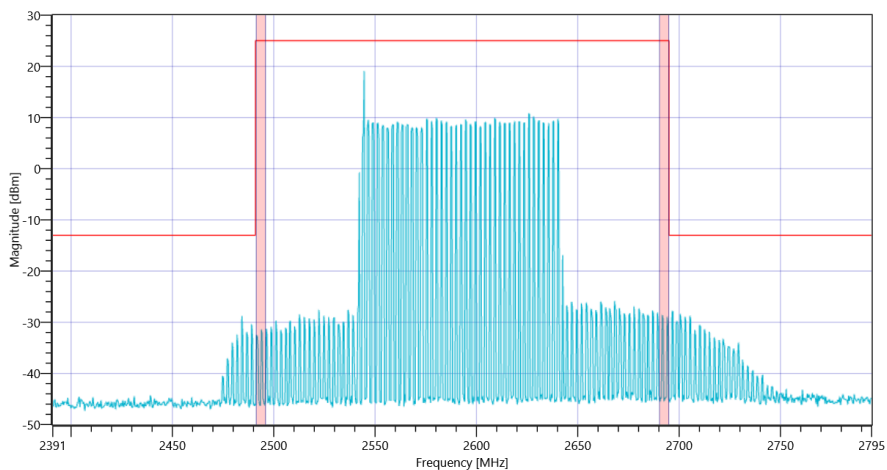
RefLevel [dBm] RefLevelOffset [dB] InpAtt [dB]	9.74 0 25
Start [MHz] Stop [MHz]	1.000 401.000
RBW [MHz] VBW [MHz]	1.000000 3.000000
Detector TraceMode	POS MAXH
Sweep: Time [ms] Count Points per Section Type	1600 1 1001 SWE

RESULT Test freq: mid , UL[MHz]/CH 2593/0 , CBW [MHz]: 100 , RB_100PCT , Mod: 256QAM

Test Description	Lower Limit	Upper Limit	Measured	Unit	Verdict
Peaks higher limit	---	0	0	no	PASS



FCC, ISED # TX Emissions conducted ~ NR Band_41 Ant-2 SCS-30 2593 MHz



FCC, ISED # TX Emissions conducted ~ NR Band_41 Ant-2 SCS-30 2593

General verdict

PASS

FCC, ISED # Bandwidth 99PCT and 26dB ~ NR Band_41 Ant-2 SCS-30

Test References	
TC Start	24.05.2022 11:37:26
Ambit Temp [°C] Humidity [rel%]	29.4 33
System Version	3.0.6.4
Test Specification	FCC, ISED -
Test Method	
TC Version	0.0.1
My Description	FCC/ISED Bandwidths 99PCT and 26dB - NR Band_41
Add. Information	

Test Parameter	
Technology to test	NR
Band	Band_41
SCS [kHz]	30
Antenna Port used	2
Temperature	nom
Voltage	nom
Frequency low to test	False
Frequency mid to test	False
Frequency high to test	True
Auto Control enabled Power Supply Climatic Box	No No
Additional Path Loss [dB]	0
Switched Path	None

Test Equipment	
Signal analyzer,Rohde&Schwarz,FSV-40,1307.9002K40/101042,3.70	

Test at BW [MHz]: 20

Test freq: high , UL[MHz]/CH 2680/0 , CBW [MHz]: 20 , RB_100PCT , Mod: 256QAM

RESULT: Reference Power cond.

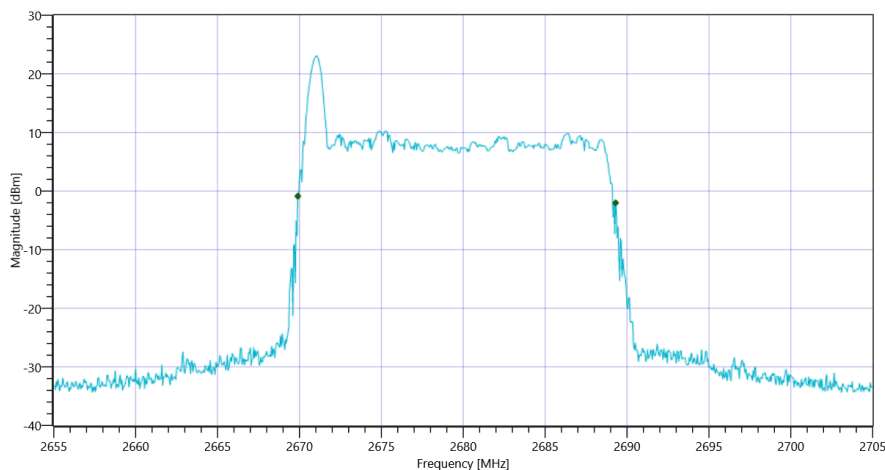
Test Description	Lower Limit	Upper Limit	Measured	Unit	Verdict
Ref. Power 1MHz/1MHz cond.	---	---	22.83	dBm	INFO
Ref. Frequency	---	---	2671.010	MHz	INFO

READ SA SETTINGS:

RefLevel [dBm] RefLevelOffset [dB] InpAtt [dB]	22.83 0 40
Start [MHz] Stop [MHz]	2655.000 2705.000
RBW [MHz] VBW [MHz]	0.500000 2.000000
Detector TraceMode	POS MAXH
Sweep: Time [ms] Count Points per Section Type	2 1500 1001 SWE

RESULT 26 dB

Test Description	Lower Limit	Upper Limit	Measured	Unit	Verdict
Bandwidth 26dB	---	---	19.4	MHz	INFO



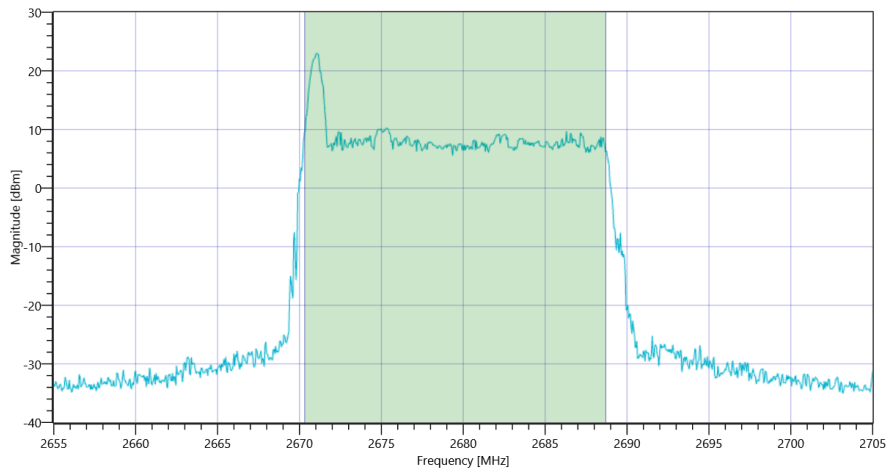
FCC, ISED # Bandwidth 99PCT and 26dB ~ NR Band_41 Ant-2 SCS-30 26dB

RESULT 99%

Test Description	Lower Limit	Upper Limit	Measured	Unit	Verdict
Bandwidth 99%	---	---	18.382	MHz	INFO

READ SA SETTINGS:

RefLevel [dBm] RefLevelOffset [dB] InpAtt [dB]	22.83 0 40
Start [MHz] Stop [MHz]	2655.000 2705.000
RBW [MHz] VBW [MHz]	0.500000 2.000000
Detector TraceMode	POS MAXH
Sweep: Time [ms] Count Points per Section Type	1 1500 1001 SWE



FCC, ISED # Bandwidth 99PCT and 26dB ~ NR Band_41 Ant-2 SCS-30 26dB

General verdict

PASS

FCC, ISED # TX Emissions conducted ~ NR Band_41 Ant-2 SCS-30

Test References	
TC Start	24.05.2022 11:41:55
Ambit Temp [°C] Humidity [rel%]	29.4 33
System Version	3.0.6.4
Test Specification	FCC, ISED -
Test Method	
TC Version	0.0.1
My Description	FCC/ISED MobileRadio TX Emissions conducted - NR Band_41
Add. Information	

Test Parameter	
Technology to test	NR
Band	Band_41
SCS [kHz]	30
Antenna Port used	2
Temperature	nom
Voltage	nom
Frequency low to test	False
Frequency mid to test	False
Frequency high to test	True
Auto Control enabled Power Supply Climatic Box	No No
Additional Path Loss [dB]	0
Switched Path	None

Test Equipment	
Signal analyzer,Rohde&Schwarz,FSV-40,1307.9002K40/101042,3.70	

Test at BW [MHz]: 20

Test freq: high , UL[MHz]/CH 2680/0 , CBW [MHz]: 20 , RB_100PCT , Mod: 256QAM

RESULT: Reference Power cond.

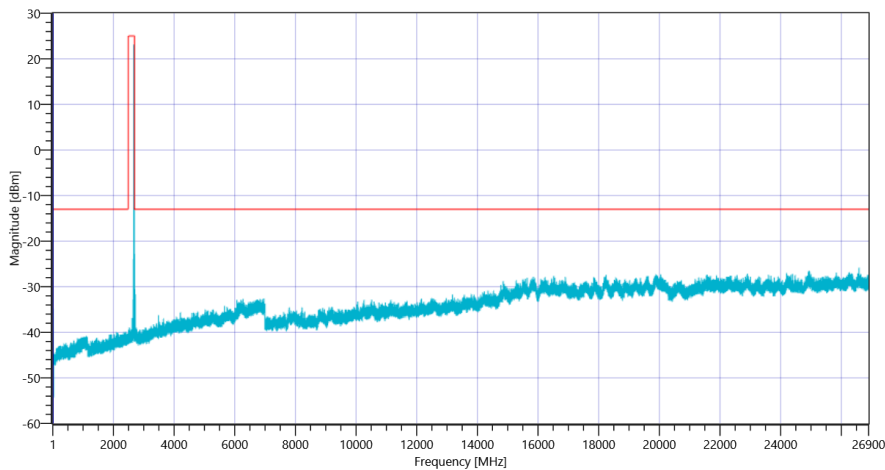
Test Description	Lower Limit	Upper Limit	Measured	Unit	Verdict
Ref. Power 1MHz/1MHz cond.	---	---	22.96	dBm	INFO
Ref. Frequency	---	---	2671.010	MHz	INFO

READ SA SETTINGS:

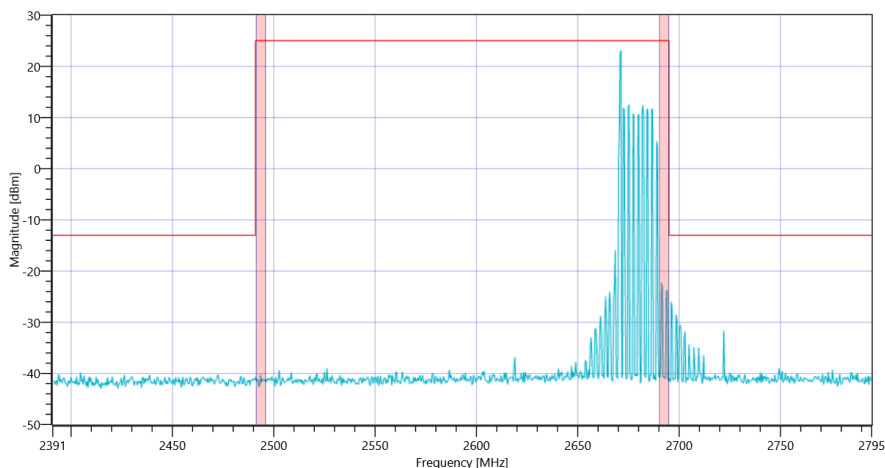
RefLevel [dBm] RefLevelOffset [dB] InpAtt [dB]	11.96 0 30
Start [MHz] Stop [MHz]	1.000 401.000
RBW [MHz] VBW [MHz]	1.000000 3.000000
Detector TraceMode	POS MAXH
Sweep: Time [ms] Count Points per Section Type	1600 1 1001 SWE

RESULT Test freq: high , UL[MHz]/CH 2680/0 , CBW [MHz]: 20 , RB_100PCT , Mod: 256QAM

Test Description	Lower Limit	Upper Limit	Measured	Unit	Verdict
Peaks higher limit	---	0	0	no	PASS



FCC, ISED # TX Emissions conducted ~ NR Band_41 Ant-2 SCS-30 2680 MHz



FCC, ISED # TX Emissions conducted ~ NR Band_41 Ant-2 SCS-30 2680

General verdict

PASS

FCC, ISED # Bandwidth 99PCT and 26dB ~ NR Band_41 Ant-2 SCS-30

Test References	
TC Start	24.05.2022 11:47:01
Ambit Temp [°C] Humidity [rel%]	29.4 33
System Version	3.0.6.4
Test Specification	FCC, ISED -
Test Method	
TC Version	0.0.1
My Description	FCC/ISED Bandwidths 99PCT and 26dB - NR Band_41
Add. Information	

Test Parameter	
Technology to test	NR
Band	Band_41
SCS [kHz]	30
Antenna Port used	2
Temperature	nom
Voltage	nom
Frequency low to test	False
Frequency mid to test	False
Frequency high to test	True
Auto Control enabled Power Supply Climatic Box	No No
Additional Path Loss [dB]	0
Switched Path	None

Test Equipment	
Signal analyzer,Rohde&Schwarz,FSV-40,1307.9002K40/101042,3.70	

Test at BW [MHz]: 30

Test freq: high , UL[MHz]/CH 2675/0 , CBW [MHz]: 30 , RB_100PCT , Mod: 256QAM

RESULT: Reference Power cond.

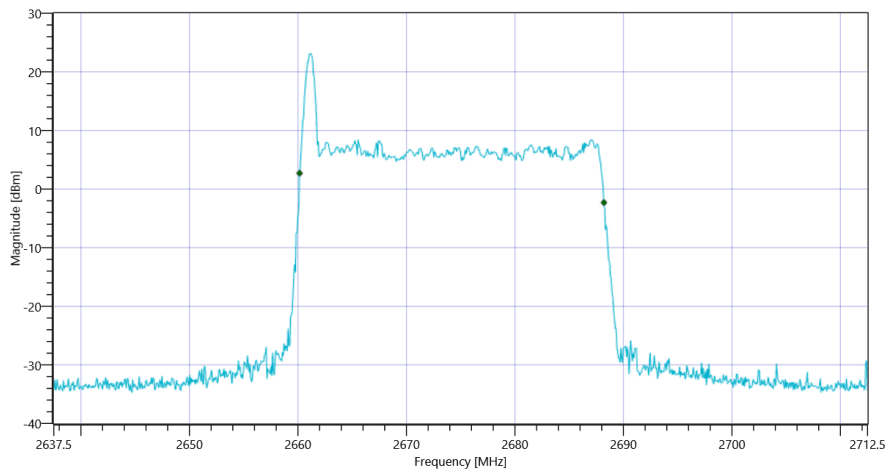
Test Description	Lower Limit	Upper Limit	Measured	Unit	Verdict
Ref. Power 1MHz/1MHz cond.	---	---	22.27	dBm	INFO
Ref. Frequency	---	---	2661.110	MHz	INFO

READ SA SETTINGS:

RefLevel [dBm] RefLevelOffset [dB] InpAtt [dB]	22.27 0 40
Start [MHz] Stop [MHz]	2637.500 2712.500
RBW [MHz] VBW [MHz]	0.500000 2.000000
Detector TraceMode	POS MAXH
Sweep: Time [ms] Count Points per Section Type	2 1500 1001 SWE

RESULT 26 dB

Test Description	Lower Limit	Upper Limit	Measured	Unit	Verdict
Bandwidth 26dB	---	---	28.05	MHz	INFO



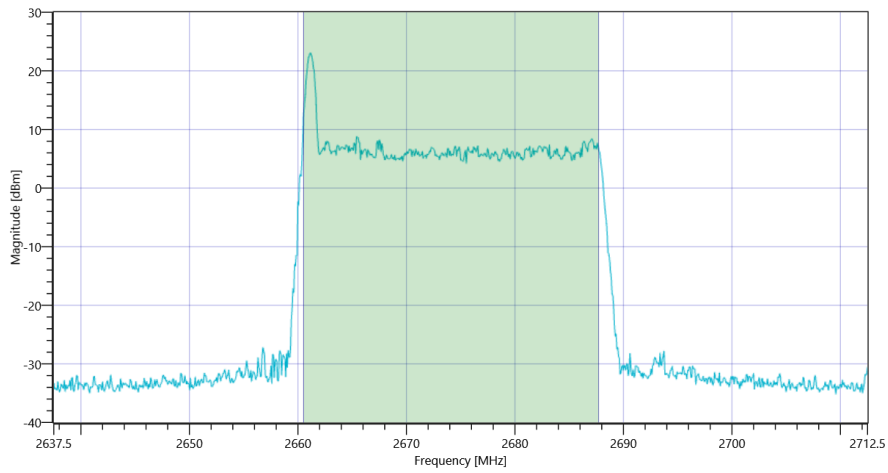
FCC, ISED # Bandwidth 99PCT and 26dB ~ NR Band_41 Ant-2 SCS-30 26dB

RESULT 99%

Test Description	Lower Limit	Upper Limit	Measured	Unit	Verdict
Bandwidth 99%	---	---	27.198	MHz	INFO

READ SA SETTINGS:

RefLevel [dBm] RefLevelOffset [dB] InpAtt [dB]	22.27 0 40
Start [MHz] Stop [MHz]	2637.500 2712.500
RBW [MHz] VBW [MHz]	0.500000 2.000000
Detector TraceMode	POS MAXH
Sweep: Time [ms] Count Points per Section Type	1 1500 1001 SWE



FCC, ISED # Bandwidth 99PCT and 26dB ~ NR Band_41 Ant-2 SCS-30 26dB

General verdict

PASS

FCC, ISED # TX Emissions conducted ~ NR Band_41 Ant-2 SCS-30

Test References	
TC Start	24.05.2022 11:48:07
Ambit Temp [°C] Humidity [rel%]	29.5 33
System Version	3.0.6.4
Test Specification	FCC, ISED -
Test Method	
TC Version	0.0.1
My Description	FCC/ISED MobileRadio TX Emissions conducted - NR Band_41
Add. Information	

Test Parameter	
Technology to test	NR
Band	Band_41
SCS [kHz]	30
Antenna Port used	2
Temperature	nom
Voltage	nom
Frequency low to test	False
Frequency mid to test	False
Frequency high to test	True
Auto Control enabled Power Supply Climatic Box	No No
Additional Path Loss [dB]	0
Switched Path	None

Test Equipment	
Signal analyzer,Rohde&Schwarz,FSV-40,1307.9002K40/101042,3.70	

Test at BW [MHz]: 30

Test freq: high , UL[MHz]/CH 2675/0 , CBW [MHz]: 30 , RB_100PCT , Mod: 256QAM

RESULT: Reference Power cond.

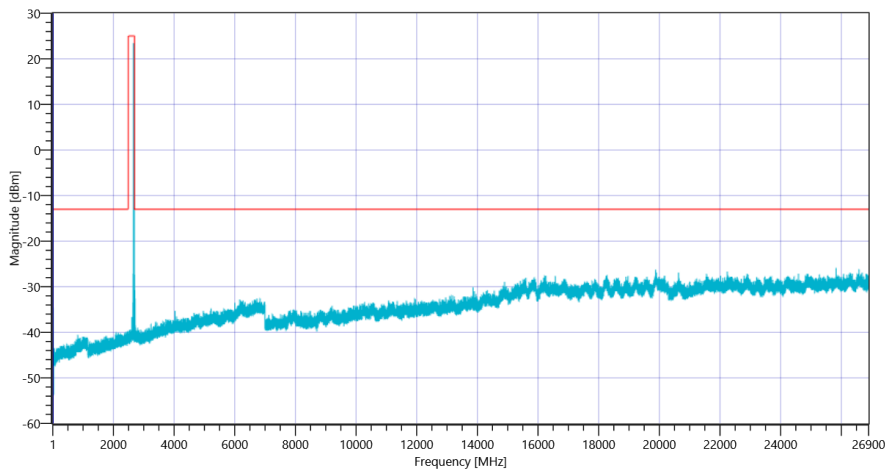
Test Description	Lower Limit	Upper Limit	Measured	Unit	Verdict
Ref. Power 1MHz/1MHz cond.	---	---	23.05	dBm	INFO
Ref. Frequency	---	---	2661.110	MHz	INFO

READ SA SETTINGS:

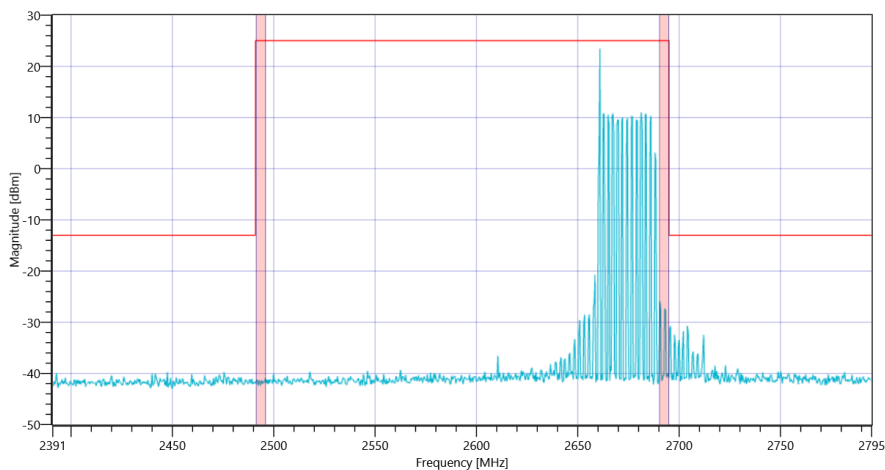
RefLevel [dBm] RefLevelOffset [dB] InpAtt [dB]	12.05 0 30
Start [MHz] Stop [MHz]	1.000 401.000
RBW [MHz] VBW [MHz]	1.000000 3.000000
Detector TraceMode	POS MAXH
Sweep: Time [ms] Count Points per Section Type	1600 1 1001 SWE

RESULT Test freq: high , UL[MHz]/CH 2675/0 , CBW [MHz]: 30 , RB_100PCT , Mod: 256QAM

Test Description	Lower Limit	Upper Limit	Measured	Unit	Verdict
Peaks higher limit	---	0	0	no	PASS



FCC, ISED # TX Emissions conducted ~ NR Band_41 Ant-2 SCS-30 2675 MHz



FCC, ISED # TX Emissions conducted ~ NR Band_41 Ant-2 SCS-30 2675

General verdict

PASS

FCC, ISED # Bandwidth 99PCT and 26dB ~ NR Band_41 Ant-2 SCS-30

Test References	
TC Start	24.05.2022 11:54:31
Ambit Temp [°C] Humidity [rel%]	29.5 32
System Version	3.0.6.4
Test Specification	FCC, ISED -
Test Method	
TC Version	0.0.1
My Description	FCC/ISED Bandwidths 99PCT and 26dB - NR Band_41
Add. Information	

Test Parameter	
Technology to test	NR
Band	Band_41
SCS [kHz]	30
Antenna Port used	2
Temperature	nom
Voltage	nom
Frequency low to test	False
Frequency mid to test	False
Frequency high to test	True
Auto Control enabled Power Supply Climatic Box	No No
Additional Path Loss [dB]	0
Switched Path	None

Test Equipment	
Signal analyzer,Rohde&Schwarz,FSV-40,1307.9002K40/101042,3.70	

Test at BW [MHz]: 40

Test freq: high , UL[MHz]/CH 2670/0 , CBW [MHz]: 40 , RB_100PCT , Mod: 256QAM

RESULT: Reference Power cond.

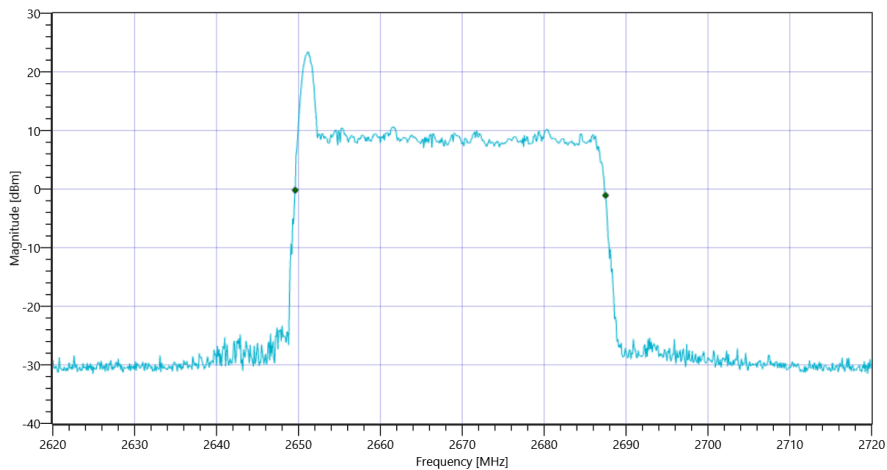
Test Description	Lower Limit	Upper Limit	Measured	Unit	Verdict
Ref. Power 1MHz/1MHz cond.	---	---	22.05	dBm	INFO
Ref. Frequency	---	---	2651.020	MHz	INFO

READ SA SETTINGS:

RefLevel [dBm] RefLevelOffset [dB] InpAtt [dB]	22.05 0 40
Start [MHz] Stop [MHz]	2620.000 2720.000
RBW [MHz] VBW [MHz]	1.000000 3.000000
Detector TraceMode	POS MAXH
Sweep: Time [ms] Count Points per Section Type	2 1500 1001 SWE

RESULT 26 dB

Test Description	Lower Limit	Upper Limit	Measured	Unit	Verdict
Bandwidth 26dB	---	---	37.9	MHz	INFO



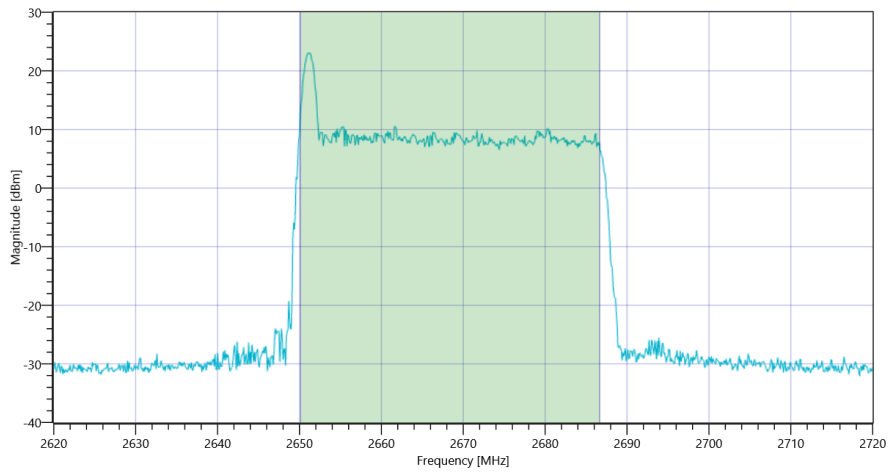
FCC, ISED # Bandwidth 99PCT and 26dB ~ NR Band_41 Ant-2 SCS-30 26dB

RESULT 99%

Test Description	Lower Limit	Upper Limit	Measured	Unit	Verdict
Bandwidth 99%	---	---	36.563	MHz	INFO

READ SA SETTINGS:

RefLevel [dBm] RefLevelOffset [dB] InpAtt [dB]	22.05 0 40
Start [MHz] Stop [MHz]	2620.000 2720.000
RBW [MHz] VBW [MHz]	1.000000 3.000000
Detector TraceMode	POS MAXH
Sweep: Time [ms] Count Points per Section Type	1 1500 1001 SWE



FCC, ISED # Bandwidth 99PCT and 26dB ~ NR Band_41 Ant-2_SCS-30 26dB

General verdict

PASS

FCC, ISED # TX Emissions conducted ~ NR Band_41 Ant-2 SCS-30

Test References	
TC Start	24.05.2022 11:57:09
Ambit Temp [°C] Humidity [rel%]	29.5 32
System Version	3.0.6.4
Test Specification	FCC, ISED -
Test Method	
TC Version	0.0.1
My Description	FCC/ISED MobileRadio TX Emissions conducted - NR Band_41
Add. Information	

Test Parameter	
Technology to test	NR
Band	Band_41
SCS [kHz]	30
Antenna Port used	2
Temperature	nom
Voltage	nom
Frequency low to test	False
Frequency mid to test	False
Frequency high to test	True
Auto Control enabled Power Supply Climatic Box	No No
Additional Path Loss [dB]	0
Switched Path	None

Test Equipment	
Signal analyzer,Rohde&Schwarz,FSV-40,1307.9002K40/101042,3.70	

Test at BW [MHz]: 40

Test freq: high , UL[MHz]/CH 2670/0 , CBW [MHz]: 40 , RB_100PCT , Mod: 256QAM

RESULT: Reference Power cond.

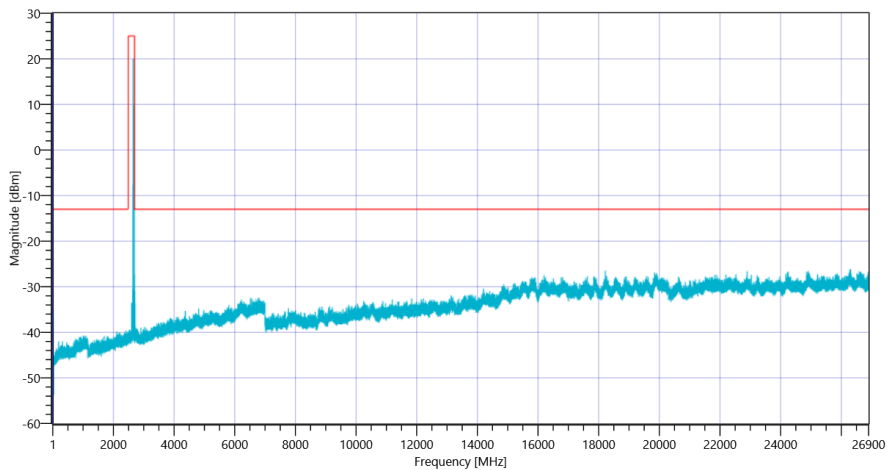
Test Description	Lower Limit	Upper Limit	Measured	Unit	Verdict
Ref. Power 1MHz/1MHz cond.	---	---	22.75	dBm	INFO
Ref. Frequency	---	---	2651.020	MHz	INFO

READ SA SETTINGS:

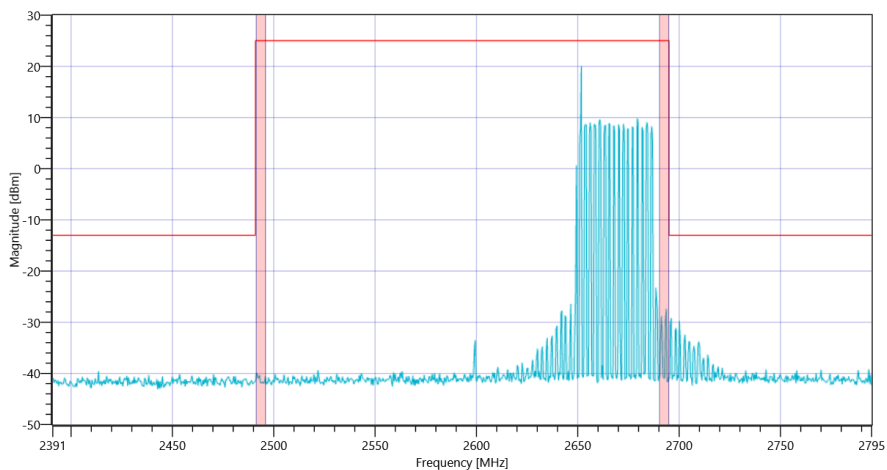
RefLevel [dBm] RefLevelOffset [dB] InpAtt [dB]	11.75 0 30
Start [MHz] Stop [MHz]	1.000 401.000
RBW [MHz] VBW [MHz]	1.000000 3.000000
Detector TraceMode	POS MAXH
Sweep: Time [ms] Count Points per Section Type	1600 1 1001 SWE

RESULT Test freq: high , UL[MHz]/CH 2670/0 , CBW [MHz]: 40 , RB_100PCT , Mod: 256QAM

Test Description	Lower Limit	Upper Limit	Measured	Unit	Verdict
Peaks higher limit	---	0	0	no	PASS



FCC, ISED # TX Emissions conducted ~ NR Band_41 Ant-2 SCS-30 2670 MHz



FCC, ISED # TX Emissions conducted ~ NR Band_41 Ant-2 SCS-30 2670

General verdict

PASS

FCC, ISED # Bandwidth 99PCT and 26dB ~ NR Band_41 Ant-2 SCS-30

Test References	
TC Start	24.05.2022 12:02:04
Ambit Temp [°C] Humidity [rel%]	29.5 32
System Version	3.0.6.4
Test Specification	FCC, ISED -
Test Method	
TC Version	0.0.1
My Description	FCC/ISED Bandwidths 99PCT and 26dB - NR Band_41
Add. Information	

Test Parameter	
Technology to test	NR
Band	Band_41
SCS [kHz]	30
Antenna Port used	2
Temperature	nom
Voltage	nom
Frequency low to test	False
Frequency mid to test	False
Frequency high to test	True
Auto Control enabled Power Supply Climatic Box	No No
Additional Path Loss [dB]	0
Switched Path	None

Test Equipment	
Signal analyzer,Rohde&Schwarz,FSV-40,1307.9002K40/101042,3.70	

Test at BW [MHz]: 50

Test freq: high , UL[MHz]/CH 2665/0 , CBW [MHz]: 50 , RB_100PCT , Mod: 256QAM

RESULT: Reference Power cond.

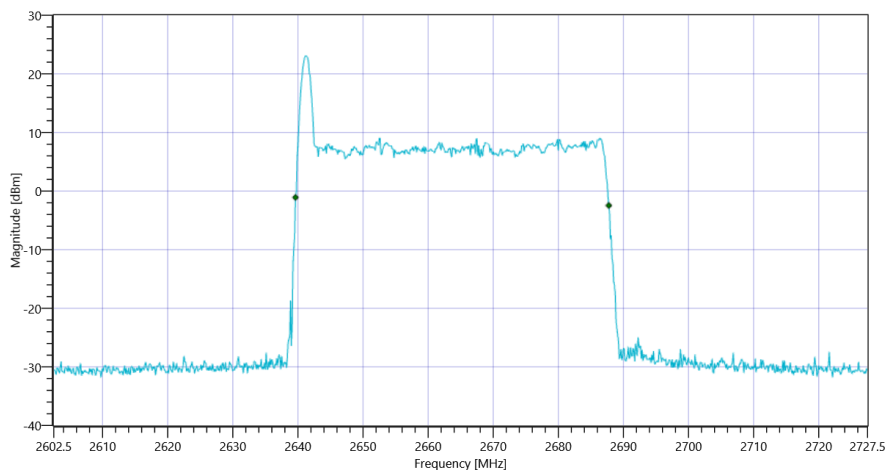
Test Description	Lower Limit	Upper Limit	Measured	Unit	Verdict
Ref. Power 1MHz/1MHz cond.	---	---	23.24	dBm	INFO
Ref. Frequency	---	---	2641.220	MHz	INFO

READ SA SETTINGS:

RefLevel [dBm] RefLevelOffset [dB] InpAtt [dB]	23.24 0 40
Start [MHz] Stop [MHz]	2602.500 2727.500
RBW [MHz] VBW [MHz]	1.000000 3.000000
Detector TraceMode	POS MAXH
Sweep: Time [ms] Count Points per Section Type	2 1500 1001 SWE

RESULT 26 dB

Test Description	Lower Limit	Upper Limit	Measured	Unit	Verdict
Bandwidth 26dB	---	---	48.125	MHz	INFO



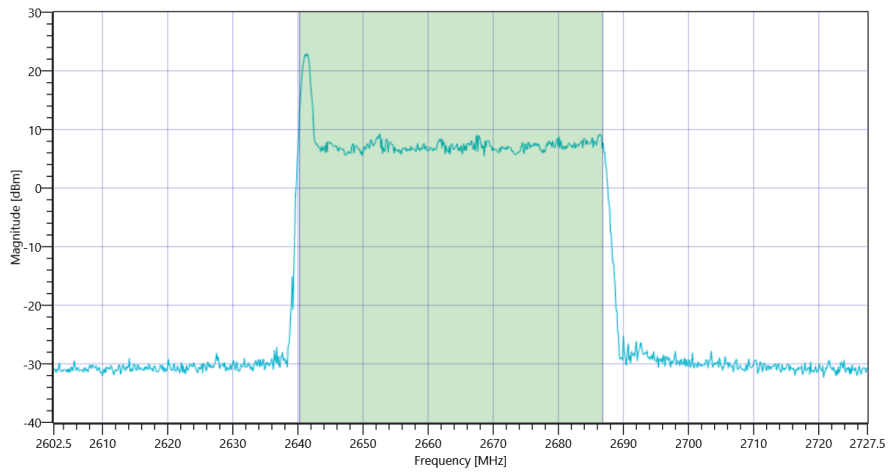
FCC, ISED # Bandwidth 99PCT and 26dB ~ NR Band_41 Ant-2 SCS-30 26dB

RESULT 99%

Test Description	Lower Limit	Upper Limit	Measured	Unit	Verdict
Bandwidth 99%	---	---	46.578	MHz	INFO

READ SA SETTINGS:

RefLevel [dBm] RefLevelOffset [dB] InpAtt [dB]	23.24 0 40
Start [MHz] Stop [MHz]	2602.500 2727.500
RBW [MHz] VBW [MHz]	1.000000 3.000000
Detector TraceMode	POS MAXH
Sweep: Time [ms] Count Points per Section Type	1 1500 1001 SWE



FCC, ISED # Bandwidth 99PCT and 26dB ~ NR Band_41 Ant-2 SCS-30 26dB

General verdict

PASS

FCC, ISED # TX Emissions conducted ~ NR Band_41 Ant-2 SCS-30

Test References	
TC Start	24.05.2022 12:03:34
Ambit Temp [°C] Humidity [rel%]	29.5 32
System Version	3.0.6.4
Test Specification	FCC, ISED -
Test Method	
TC Version	0.0.1
My Description	FCC/ISED MobileRadio TX Emissions conducted - NR Band_41
Add. Information	

Test Parameter	
Technology to test	NR
Band	Band_41
SCS [kHz]	30
Antenna Port used	2
Temperature	nom
Voltage	nom
Frequency low to test	False
Frequency mid to test	False
Frequency high to test	True
Auto Control enabled Power Supply Climatic Box	No No
Additional Path Loss [dB]	0
Switched Path	None

Test Equipment	
Signal analyzer,Rohde&Schwarz,FSV-40,1307.9002K40/101042,3.70	

Test at BW [MHz]: 50

Test freq: high , UL[MHz]/CH 2665/0 , CBW [MHz]: 50 , RB_100PCT , Mod: 256QAM

RESULT: Reference Power cond.

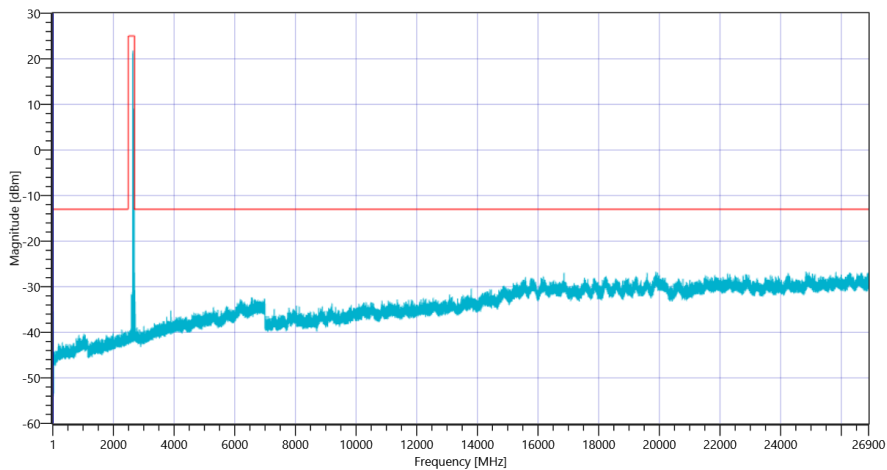
Test Description	Lower Limit	Upper Limit	Measured	Unit	Verdict
Ref. Power 1MHz/1MHz cond.	---	---	22.99	dBm	INFO
Ref. Frequency	---	---	2641.220	MHz	INFO

READ SA SETTINGS:

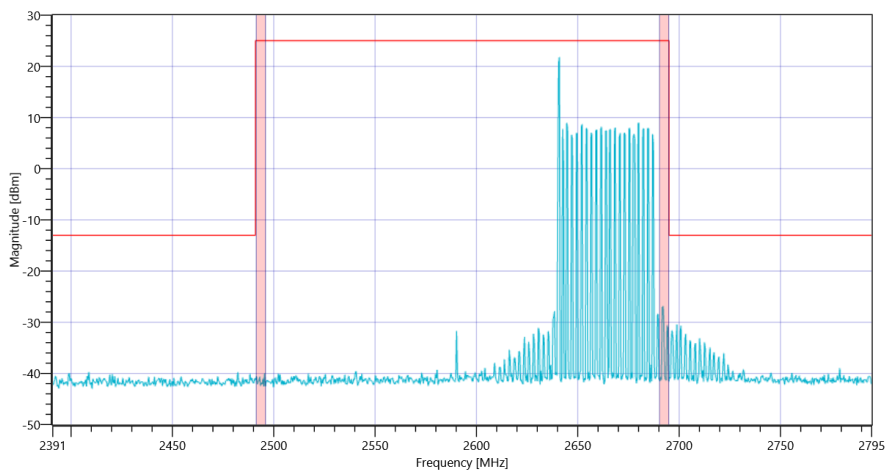
RefLevel [dBm] RefLevelOffset [dB] InpAtt [dB]	11.99 0 30
Start [MHz] Stop [MHz]	1.000 401.000
RBW [MHz] VBW [MHz]	1.000000 3.000000
Detector TraceMode	POS MAXH
Sweep: Time [ms] Count Points per Section Type	1600 1 1001 SWE

RESULT Test freq: high , UL[MHz]/CH 2665/0 , CBW [MHz]: 50 , RB_100PCT , Mod: 256QAM

Test Description	Lower Limit	Upper Limit	Measured	Unit	Verdict
Peaks higher limit	---	0	0	no	PASS



FCC, ISED # TX Emissions conducted ~ NR Band_41 Ant-2 SCS-30 2665 MHz



FCC, ISED # TX Emissions conducted ~ NR Band_41 Ant-2 SCS-30 2665

General verdict

PASS

FCC, ISED # Bandwidth 99PCT and 26dB ~ NR Band_41 Ant-2 SCS-30

Test References	
TC Start	24.05.2022 12:11:17
Ambit Temp [°C] Humidity [rel%]	29.5 32
System Version	3.0.6.4
Test Specification	FCC, ISED -
Test Method	
TC Version	0.0.1
My Description	FCC/ISED Bandwidths 99PCT and 26dB - NR Band_41
Add. Information	

Test Parameter	
Technology to test	NR
Band	Band_41
SCS [kHz]	30
Antenna Port used	2
Temperature	nom
Voltage	nom
Frequency low to test	False
Frequency mid to test	False
Frequency high to test	True
Auto Control enabled Power Supply Climatic Box	No No
Additional Path Loss [dB]	0
Switched Path	None

Test Equipment	
Signal analyzer,Rohde&Schwarz,FSV-40,1307.9002K40/101042,3.70	

Test at BW [MHz]: 60

Test freq: high , UL[MHz]/CH 2660/0 , CBW [MHz]: 60 , RB_100PCT , Mod: 256QAM

RESULT: Reference Power cond.

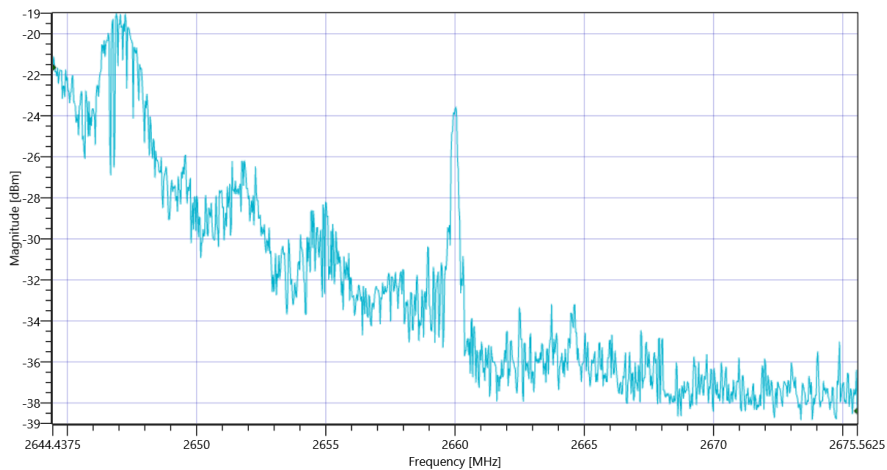
Test Description	Lower Limit	Upper Limit	Measured	Unit	Verdict
Ref. Power 1MHz/1MHz cond.	---	---	22.14	dBm	INFO
Ref. Frequency	---	---	2633.130	MHz	INFO

READ SA SETTINGS:

RefLevel [dBm] RefLevelOffset [dB] InpAtt [dB]	22.14 0 40
Start [MHz] Stop [MHz]	2644.438 2675.563
RBW [MHz] VBW [MHz]	0.200000 1.000000
Detector TraceMode	POS MAXH
Sweep: Time [ms] Count Points per Section Type	2 1500 1001 SWE

RESULT 26 dB

Test Description	Lower Limit	Upper Limit	Measured	Unit	Verdict
Bandwidth 26dB	---	---	31.125	MHz	INFO



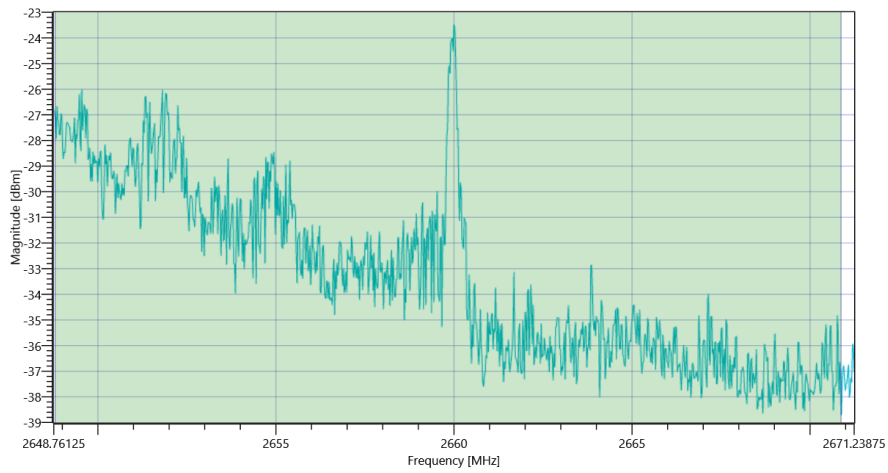
FCC, ISED # Bandwidth 99PCT and 26dB ~ NR Band_41 Ant-2 SCS-30 26dB

RESULT 99%

Test Description	Lower Limit	Upper Limit	Measured	Unit	Verdict
Bandwidth 99%	---	---	22.073	MHz	INFO

READ SA SETTINGS:

RefLevel [dBm] RefLevelOffset [dB] InpAtt [dB]	22.14 0 40
Start [MHz] Stop [MHz]	2648.761 2671.239
RBW [MHz] VBW [MHz]	0.200000 1.000000
Detector TraceMode	POS MAXH
Sweep: Time [ms] Count Points per Section Type	2 1500 1001 SWE



FCC, ISED # Bandwidth 99PCT and 26dB ~ NR Band_41 Ant-2_SCS-30 26dB

General verdict

PASS

FCC, ISED # TX Emissions conducted ~ NR Band_41 Ant-2 SCS-30

Test References	
TC Start	24.05.2022 12:12:48
Ambit Temp [°C] Humidity [rel%]	29.5 32
System Version	3.0.6.4
Test Specification	FCC, ISED -
Test Method	
TC Version	0.0.1
My Description	FCC/ISED MobileRadio TX Emissions conducted - NR Band_41
Add. Information	

Test Parameter	
Technology to test	NR
Band	Band_41
SCS [kHz]	30
Antenna Port used	2
Temperature	nom
Voltage	nom
Frequency low to test	False
Frequency mid to test	False
Frequency high to test	True
Auto Control enabled Power Supply Climatic Box	No No
Additional Path Loss [dB]	0
Switched Path	None

Test Equipment	
Signal analyzer,Rohde&Schwarz,FSV-40,1307.9002K40/101042,3.70	

Test at BW [MHz]: 60

Test freq: high , UL[MHz]/CH 2660/0 , CBW [MHz]: 60 , RB_100PCT , Mod: 256QAM

RESULT: Reference Power cond.

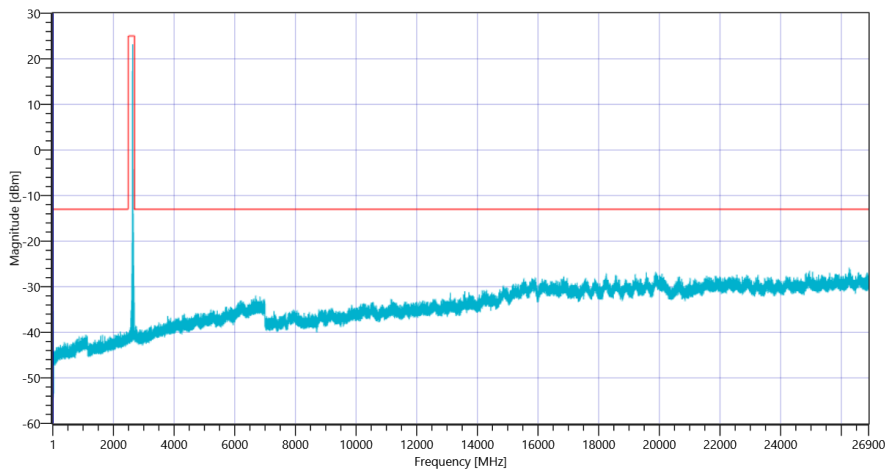
Test Description	Lower Limit	Upper Limit	Measured	Unit	Verdict
Ref. Power 1MHz/1MHz cond.	---	---	21.77	dBm	INFO
Ref. Frequency	---	---	2635.720	MHz	INFO

READ SA SETTINGS:

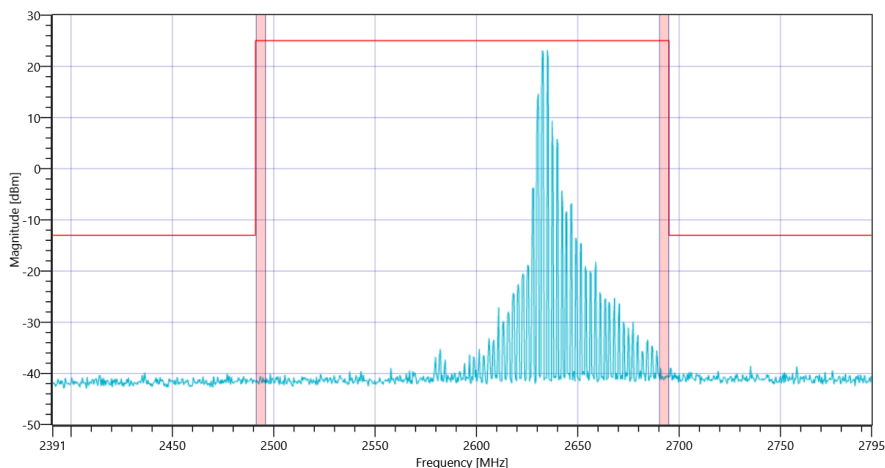
RefLevel [dBm] RefLevelOffset [dB] InpAtt [dB]	10.77 0 30
Start [MHz] Stop [MHz]	1.000 401.000
RBW [MHz] VBW [MHz]	1.000000 3.000000
Detector TraceMode	POS MAXH
Sweep: Time [ms] Count Points per Section Type	1600 1 1001 SWE

RESULT Test freq: high , UL[MHz]/CH 2660/0 , CBW [MHz]: 60 , RB_100PCT , Mod: 256QAM

Test Description	Lower Limit	Upper Limit	Measured	Unit	Verdict
Peaks higher limit	---	0	0	no	PASS



FCC, ISED # TX Emissions conducted ~ NR Band_41 Ant-2 SCS-30 2660 MHz



FCC, ISED # TX Emissions conducted ~ NR Band_41 Ant-2 SCS-30 2660

General verdict

PASS

FCC, ISED # Bandwidth 99PCT and 26dB ~ NR Band_41 Ant-2 SCS-30

Test References	
TC Start	24.05.2022 12:18:46
Ambit Temp [°C] Humidity [rel%]	29.5 32
System Version	3.0.6.4
Test Specification	FCC, ISED -
Test Method	
TC Version	0.0.1
My Description	FCC/ISED Bandwidths 99PCT and 26dB - NR Band_41
Add. Information	

Test Parameter	
Technology to test	NR
Band	Band_41
SCS [kHz]	30
Antenna Port used	2
Temperature	nom
Voltage	nom
Frequency low to test	False
Frequency mid to test	False
Frequency high to test	True
Auto Control enabled Power Supply Climatic Box	No No
Additional Path Loss [dB]	0
Switched Path	None

Test Equipment	
Signal analyzer,Rohde&Schwarz,FSV-40,1307.9002K40/101042,3.70	

Test at BW [MHz]: 80

Test freq: high , UL[MHz]/CH 2650/0 , CBW [MHz]: 80 , RB_100PCT , Mod: 256QAM

RESULT: Reference Power cond.

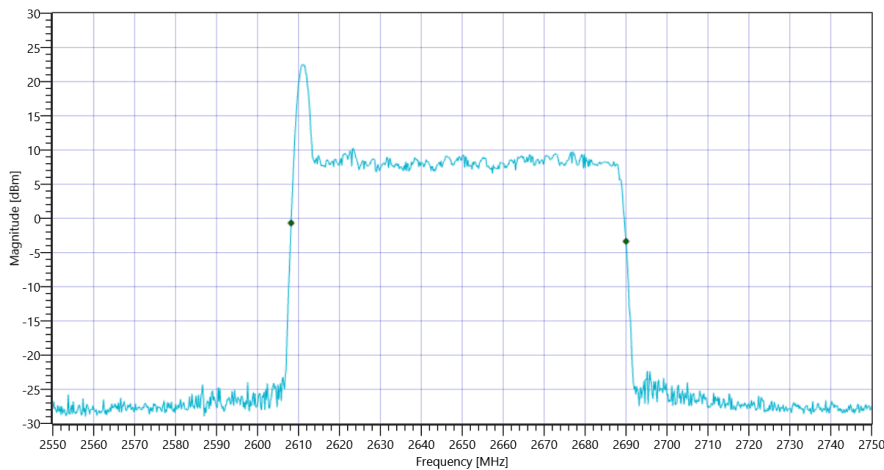
Test Description	Lower Limit	Upper Limit	Measured	Unit	Verdict
Ref. Power 1MHz/1MHz cond.	---	---	22.34	dBm	INFO
Ref. Frequency	---	---	2611.140	MHz	INFO

READ SA SETTINGS:

RefLevel [dBm] RefLevelOffset [dB] InpAtt [dB]	22.34 0 40
Start [MHz] Stop [MHz]	2550.000 2750.000
RBW [MHz] VBW [MHz]	2.000000 10.000000
Detector TraceMode	POS MAXH
Sweep: Time [ms] Count Points per Section Type	2 1500 1001 SWE

RESULT 26 dB

Test Description	Lower Limit	Upper Limit	Measured	Unit	Verdict
Bandwidth 26dB	---	---	81.8	MHz	INFO

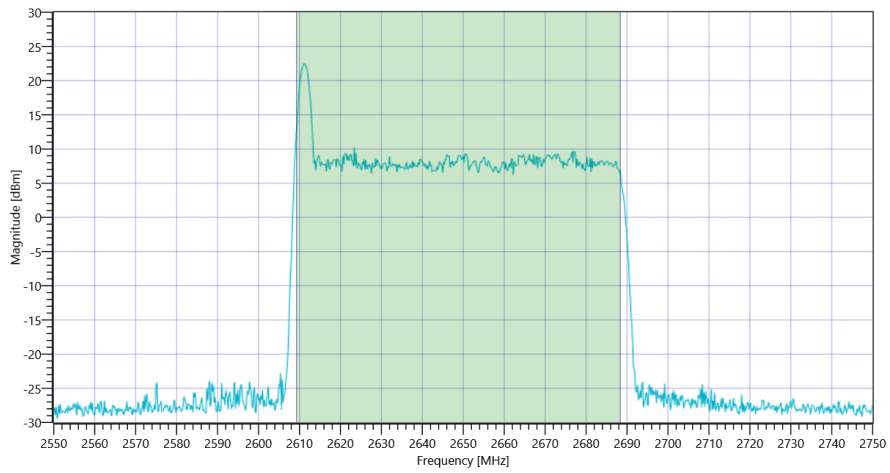


RESULT 99%

Test Description	Lower Limit	Upper Limit	Measured	Unit	Verdict
Bandwidth 99%	---	---	78.921	MHz	INFO

READ SA SETTINGS:

RefLevel [dBm] RefLevelOffset [dB] InpAtt [dB]	22.34 0 40
Start [MHz] Stop [MHz]	2550.000 2750.000
RBW [MHz] VBW [MHz]	2.000000 10.000000
Detector TraceMode	POS MAXH
Sweep: Time [ms] Count Points per Section Type	1 1500 1001 SWE



General verdict

PASS

FCC, ISED # TX Emissions conducted ~ NR Band_41 Ant-2 SCS-30

Test References	
TC Start	24.05.2022 12:19:43
Ambit Temp [°C] Humidity [rel%]	29.5 32
System Version	3.0.6.4
Test Specification	FCC, ISED -
Test Method	
TC Version	0.0.1
My Description	FCC/ISED MobileRadio TX Emissions conducted - NR Band_41
Add. Information	

Test Parameter	
Technology to test	NR
Band	Band_41
SCS [kHz]	30
Antenna Port used	2
Temperature	nom
Voltage	nom
Frequency low to test	False
Frequency mid to test	False
Frequency high to test	True
Auto Control enabled Power Supply Climatic Box	No No
Additional Path Loss [dB]	0
Switched Path	None

Test Equipment	
Signal analyzer,Rohde&Schwarz,FSV-40,1307.9002K40/101042,3.70	

Test at BW [MHz]: 80

Test freq: high , UL[MHz]/CH 2650/0 , CBW [MHz]: 80 , RB_100PCT , Mod: 256QAM

RESULT: Reference Power cond.

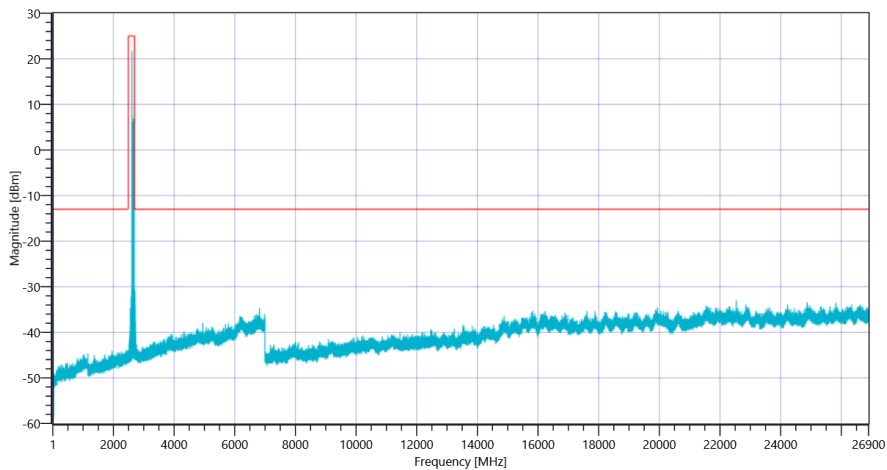
Test Description	Lower Limit	Upper Limit	Measured	Unit	Verdict
Ref. Power 1MHz/1MHz cond.	---	---	20.97	dBm	INFO
Ref. Frequency	---	---	2611.040	MHz	INFO

READ SA SETTINGS:

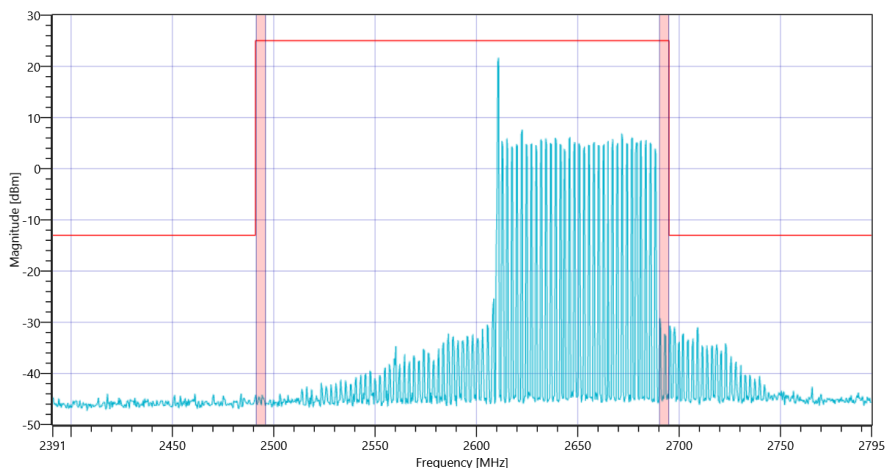
RefLevel [dBm] RefLevelOffset [dB] InpAtt [dB]	9.97 0 25
Start [MHz] Stop [MHz]	1.000 401.000
RBW [MHz] VBW [MHz]	1.000000 3.000000
Detector TraceMode	POS MAXH
Sweep: Time [ms] Count Points per Section Type	1600 1 1001 SWE

RESULT Test freq: high , UL[MHz]/CH 2650/0 , CBW [MHz]: 80 , RB_100PCT , Mod: 256QAM

Test Description	Lower Limit	Upper Limit	Measured	Unit	Verdict
Peaks higher limit	---	0	0	no	PASS



FCC, ISED # TX Emissions conducted ~ NR Band_41 Ant-2 SCS-30 2650 MHz



FCC, ISED # TX Emissions conducted ~ NR Band_41 Ant-2 SCS-30 2650

General verdict

PASS

FCC, ISED # Bandwidth 99PCT and 26dB ~ NR Band_41 Ant-2 SCS-30

Test References	
TC Start	24.05.2022 12:25:31
Ambit Temp [°C] Humidity [rel%]	29.5 32
System Version	3.0.6.4
Test Specification	FCC, ISED -
Test Method	
TC Version	0.0.1
My Description	FCC/ISED Bandwidths 99PCT and 26dB - NR Band_41
Add. Information	

Test Parameter	
Technology to test	NR
Band	Band_41
SCS [kHz]	30
Antenna Port used	2
Temperature	nom
Voltage	nom
Frequency low to test	False
Frequency mid to test	False
Frequency high to test	True
Auto Control enabled Power Supply Climatic Box	No No
Additional Path Loss [dB]	0
Switched Path	None

Test Equipment	
Signal analyzer,Rohde&Schwarz,FSV-40,1307.9002K40/101042,3.70	

Test at BW [MHz]: 90

Test freq: high , UL[MHz]/CH 2645/0 , CBW [MHz]: 90 , RB_100PCT , Mod: 256QAM

RESULT: Reference Power cond.

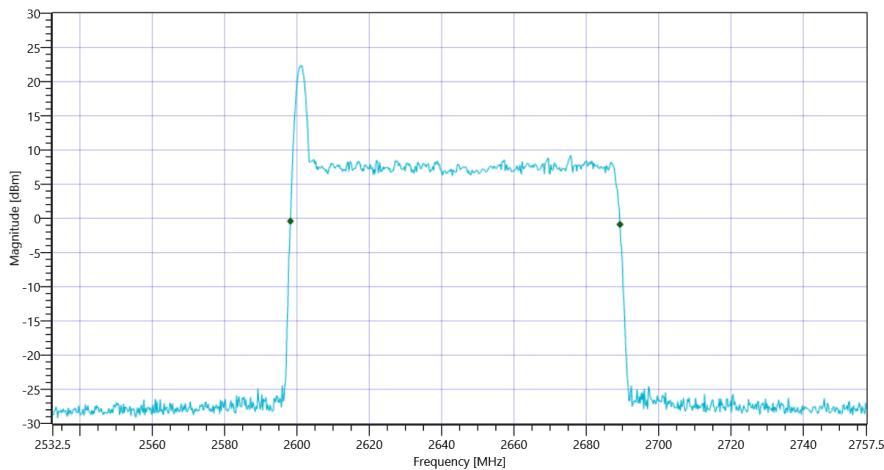
Test Description	Lower Limit	Upper Limit	Measured	Unit	Verdict
Ref. Power 1MHz/1MHz cond.	---	---	20.97	dBm	INFO
Ref. Frequency	---	---	2601.140	MHz	INFO

READ SA SETTINGS:

RefLevel [dBm] RefLevelOffset [dB] InpAtt [dB]	20.97 0 40
Start [MHz] Stop [MHz]	2532.500 2757.500
RBW [MHz] VBW [MHz]	2.000000 10.000000
Detector TraceMode	POS MAXH
Sweep: Time [ms] Count Points per Section Type	2 1500 1001 SWE

RESULT 26 dB

Test Description	Lower Limit	Upper Limit	Measured	Unit	Verdict
Bandwidth 26dB	---	---	91.125	MHz	INFO



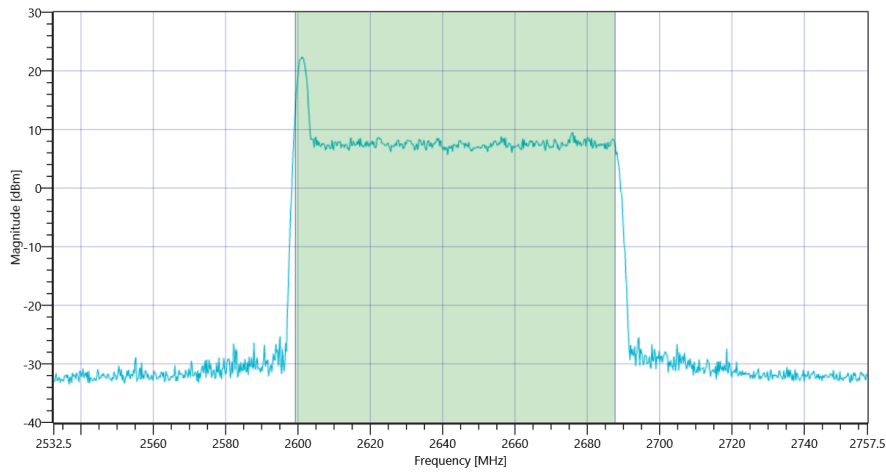
FCC, ISED # Bandwidth 99PCT and 26dB ~ NR Band_41 Ant-2 SCS-30 26dB

RESULT 99%

Test Description	Lower Limit	Upper Limit	Measured	Unit	Verdict
Bandwidth 99%	---	---	88.561	MHz	INFO

READ SA SETTINGS:

RefLevel [dBm] RefLevelOffset [dB] InpAtt [dB]	20.97 0 35
Start [MHz] Stop [MHz]	2532.500 2757.500
RBW [MHz] VBW [MHz]	2.000000 10.000000
Detector TraceMode	POS MAXH
Sweep: Time [ms] Count Points per Section Type	1 1500 1001 SWE



FCC, ISED # Bandwidth 99PCT and 26dB ~ NR Band_41 Ant-2 SCS-30 26dB

General verdict

PASS

FCC, ISED # TX Emissions conducted ~ NR Band_41 Ant-2 SCS-30

Test References	
TC Start	24.05.2022 12:26:33
Ambit Temp [°C] Humidity [rel%]	29.5 32
System Version	3.0.6.4
Test Specification	FCC, ISED -
Test Method	
TC Version	0.0.1
My Description	FCC/ISED MobileRadio TX Emissions conducted - NR Band_41
Add. Information	

Test Parameter	
Technology to test	NR
Band	Band_41
SCS [kHz]	30
Antenna Port used	2
Temperature	nom
Voltage	nom
Frequency low to test	False
Frequency mid to test	False
Frequency high to test	True
Auto Control enabled Power Supply Climatic Box	No No
Additional Path Loss [dB]	0
Switched Path	None

Test Equipment	
Signal analyzer,Rohde&Schwarz,FSV-40,1307.9002K40/101042,3.70	

Test at BW [MHz]: 90

Test freq: high , UL[MHz]/CH 2645/0 , CBW [MHz]: 90 , RB_100PCT , Mod: 256QAM

RESULT: Reference Power cond.

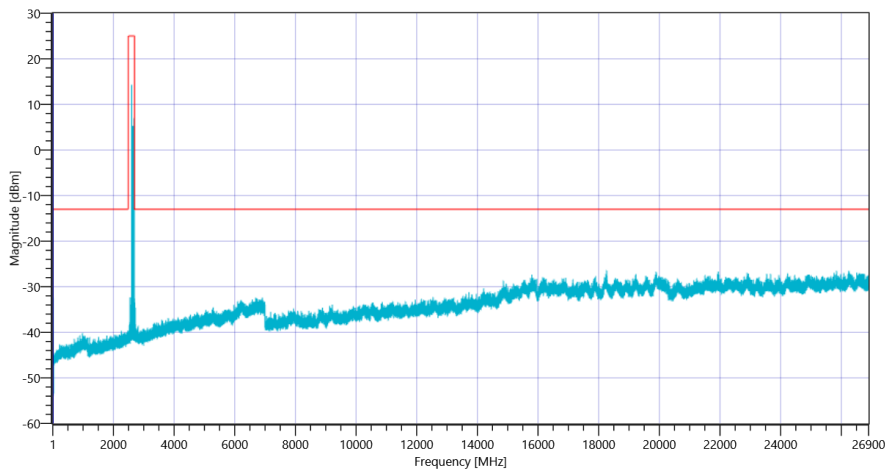
Test Description	Lower Limit	Upper Limit	Measured	Unit	Verdict
Ref. Power 1MHz/1MHz cond.	---	---	22.00	dBm	INFO
Ref. Frequency	---	---	2601.040	MHz	INFO

READ SA SETTINGS:

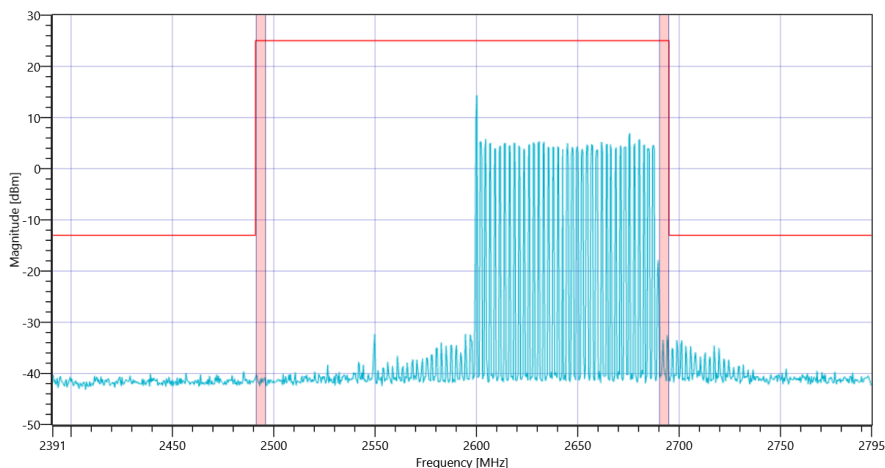
RefLevel [dBm] RefLevelOffset [dB] InpAtt [dB]	11.00 0 30
Start [MHz] Stop [MHz]	1.000 401.000
RBW [MHz] VBW [MHz]	1.000000 3.000000
Detector TraceMode	POS MAXH
Sweep: Time [ms] Count Points per Section Type	1600 1 1001 SWE

RESULT Test freq: high , UL[MHz]/CH 2645/0 , CBW [MHz]: 90 , RB_100PCT , Mod: 256QAM

Test Description	Lower Limit	Upper Limit	Measured	Unit	Verdict
Peaks higher limit	---	0	0	no	PASS



FCC, ISED # TX Emissions conducted ~ NR Band_41 Ant-2 SCS-30 2645 MHz



FCC, ISED # TX Emissions conducted ~ NR Band_41 Ant-2 SCS-30 2645

General verdict

PASS

FCC, ISED # Bandwidth 99PCT and 26dB ~ NR Band_41 Ant-2 SCS-30

Test References	
TC Start	24.05.2022 12:31:00
Ambit Temp [°C] Humidity [rel%]	29.5 32
System Version	3.0.6.4
Test Specification	FCC, ISED -
Test Method	
TC Version	0.0.1
My Description	FCC/ISED Bandwidths 99PCT and 26dB - NR Band_41
Add. Information	

Test Parameter	
Technology to test	NR
Band	Band_41
SCS [kHz]	30
Antenna Port used	2
Temperature	nom
Voltage	nom
Frequency low to test	False
Frequency mid to test	False
Frequency high to test	True
Auto Control enabled Power Supply Climatic Box	No No
Additional Path Loss [dB]	0
Switched Path	None

Test Equipment	
Signal analyzer,Rohde&Schwarz,FSV-40,1307.9002K40/101042,3.70	

Test at BW [MHz]: 100

Test freq: high , UL[MHz]/CH 2640/0 , CBW [MHz]: 100 , RB_100PCT , Mod: 256QAM

RESULT: Reference Power cond.

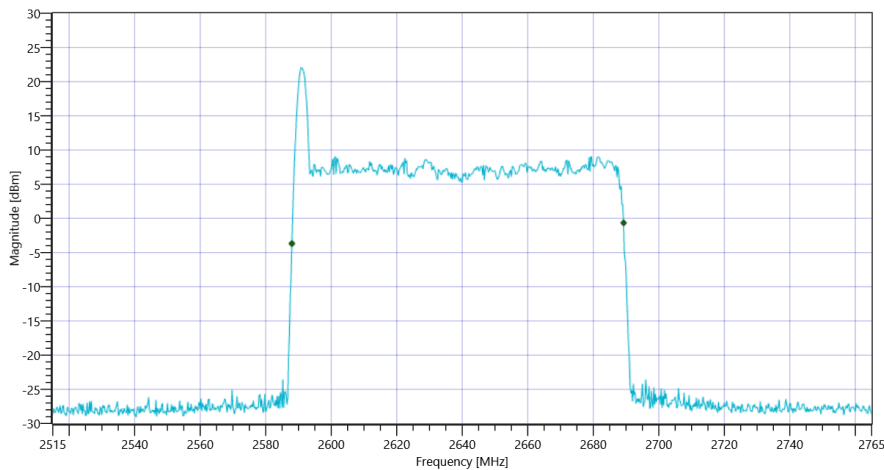
Test Description	Lower Limit	Upper Limit	Measured	Unit	Verdict
Ref. Power 1MHz/1MHz cond.	---	---	21.93	dBm	INFO
Ref. Frequency	---	---	2591.050	MHz	INFO

READ SA SETTINGS:

RefLevel [dBm] RefLevelOffset [dB] InpAtt [dB]	21.93 0 40
Start [MHz] Stop [MHz]	2515.000 2765.000
RBW [MHz] VBW [MHz]	2.000000 10.000000
Detector TraceMode	POS MAXH
Sweep: Time [ms] Count Points per Section Type	2 1500 1001 SWE

RESULT 26 dB

Test Description	Lower Limit	Upper Limit	Measured	Unit	Verdict
Bandwidth 26dB	---	---	101.25	MHz	INFO



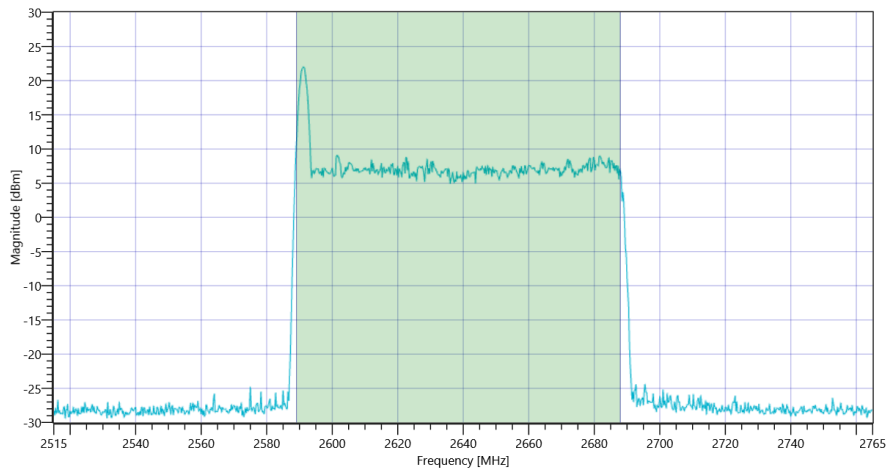
FCC, ISED # Bandwidth 99PCT and 26dB ~ NR Band_41 Ant-2 SCS-30 26dB

RESULT 99%

Test Description	Lower Limit	Upper Limit	Measured	Unit	Verdict
Bandwidth 99%	---	---	98.651	MHz	INFO

READ SA SETTINGS:

RefLevel [dBm] RefLevelOffset [dB] InpAtt [dB]	21.93 0 40
Start [MHz] Stop [MHz]	2515.000 2765.000
RBW [MHz] VBW [MHz]	2.000000 10.000000
Detector TraceMode	POS MAXH
Sweep: Time [ms] Count Points per Section Type	1 1500 1001 SWE



FCC, ISED # Bandwidth 99PCT and 26dB ~ NR Band_41 Ant-2 SCS-30 26dB

General verdict

PASS

FCC, ISED # TX Emissions conducted ~ NR Band_41 Ant-2 SCS-30

Test References	
TC Start	24.05.2022 12:32:05
Ambit Temp [°C] Humidity [rel%]	29.5 32
System Version	3.0.6.4
Test Specification	FCC, ISED -
Test Method	
TC Version	0.0.1
My Description	FCC/ISED MobileRadio TX Emissions conducted - NR Band_41
Add. Information	

Test Parameter	
Technology to test	NR
Band	Band_41
SCS [kHz]	30
Antenna Port used	2
Temperature	nom
Voltage	nom
Frequency low to test	False
Frequency mid to test	False
Frequency high to test	True
Auto Control enabled Power Supply Climatic Box	No No
Additional Path Loss [dB]	0
Switched Path	None

Test Equipment	
Signal analyzer,Rohde&Schwarz,FSV-40,1307.9002K40/101042,3.70	

Test at BW [MHz]: 100

Test freq: high , UL[MHz]/CH 2640/0 , CBW [MHz]: 100 , RB_100PCT , Mod: 256QAM

RESULT: Reference Power cond.

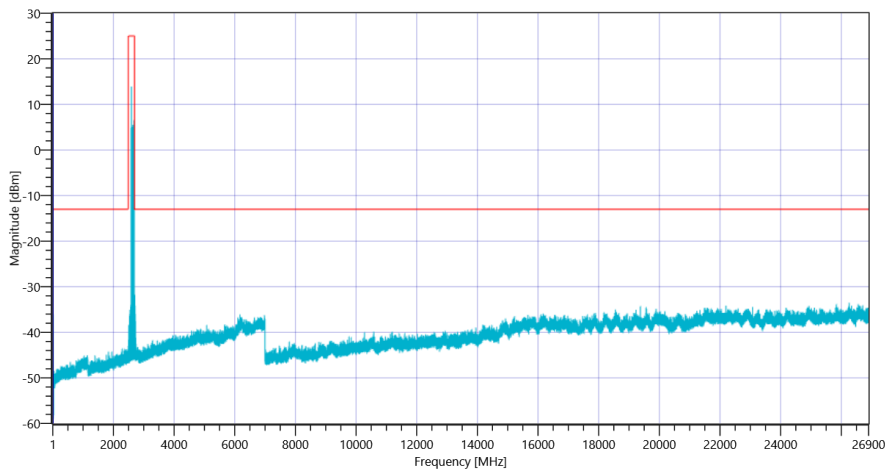
Test Description	Lower Limit	Upper Limit	Measured	Unit	Verdict
Ref. Power 1MHz/1MHz cond.	---	---	20.72	dBm	INFO
Ref. Frequency	---	---	2590.950	MHz	INFO

READ SA SETTINGS:

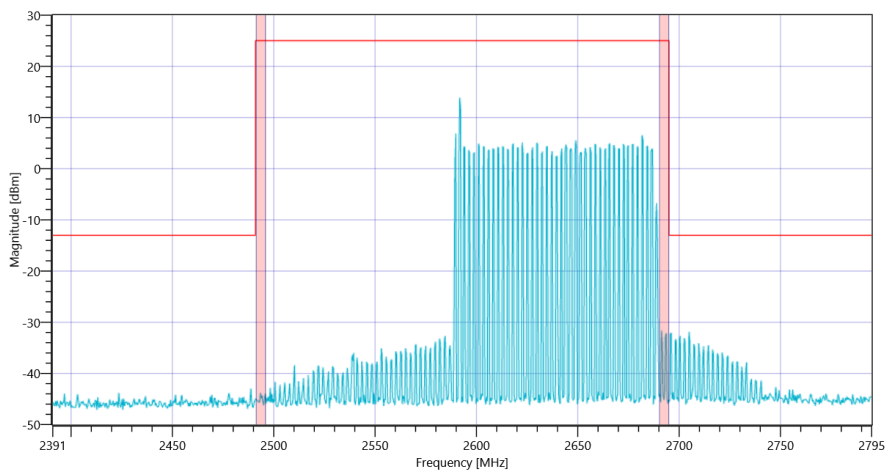
RefLevel [dBm] RefLevelOffset [dB] InpAtt [dB]	9.72 0 25
Start [MHz] Stop [MHz]	1.000 401.000
RBW [MHz] VBW [MHz]	1.000000 3.000000
Detector TraceMode	POS MAXH
Sweep: Time [ms] Count Points per Section Type	1600 1 1001 SWE

RESULT Test freq: high , UL[MHz]/CH 2640/0 , CBW [MHz]: 100 , RB_100PCT , Mod: 256QAM

Test Description	Lower Limit	Upper Limit	Measured	Unit	Verdict
Peaks higher limit	---	0	0	no	PASS



FCC, ISED # TX Emissions conducted ~ NR Band_41 Ant-2 SCS-30 2640 MHz



FCC, ISED # TX Emissions conducted ~ NR Band_41 Ant-2 SCS-30 2640

General verdict

PASS

FCC, ISED # Bandwidth 99PCT and 26dB ~ NR Band_41 Ant-2 SCS-30

Test References	
TC Start	23.05.2022 13:23:40
Ambit Temp [°C] Humidity [rel%]	29.2 45
System Version	3.0.6.4
Test Specification	FCC, ISED -
Test Method	
TC Version	0.0.1
My Description	FCC/ISED Bandwidths 99PCT and 26dB - NR Band_41
Add. Information	

Test Parameter	
Technology to test	NR
Band	Band_41
SCS [kHz]	30
Antenna Port used	2
Temperature	nom
Voltage	nom
Frequency low to test	True
Frequency mid to test	False
Frequency high to test	False
Auto Control enabled Power Supply Climatic Box	No No
Additional Path Loss [dB]	0
Switched Path	None

Test Equipment	
Signal analyzer,Rohde&Schwarz,FSV-40,1307.9002K40/101042,3.70	

Test at BW [MHz]: 30

Test freq: low , UL[MHz]/CH 2511/0 , CBW [MHz]: 30 , RB_100PCT , Mod: QPSK

RESULT: Reference Power cond.

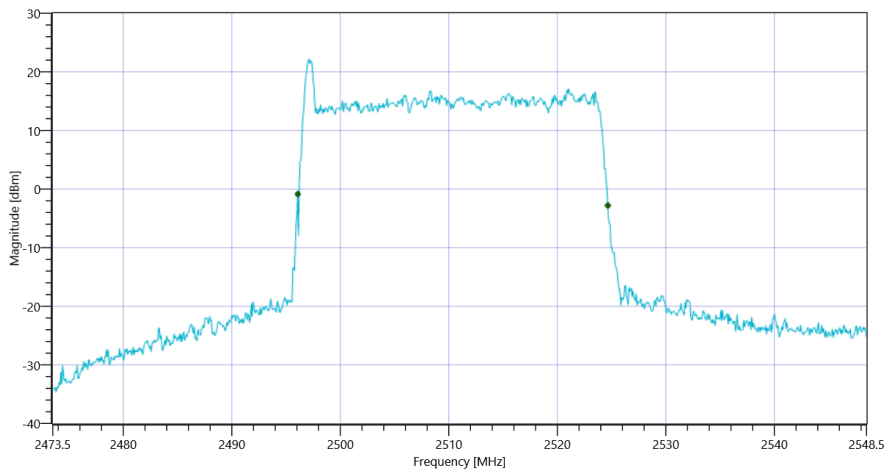
Test Description	Lower Limit	Upper Limit	Measured	Unit	Verdict
Ref. Power 1MHz/1MHz cond.	---	---	22.34	dBm	INFO
Ref. Frequency	---	---	2497.210	MHz	INFO

READ SA SETTINGS:

RefLevel [dBm] RefLevelOffset [dB] InpAtt [dB]	22.34 0 40
Start [MHz] Stop [MHz]	2473.500 2548.500
RBW [MHz] VBW [MHz]	0.500000 2.000000
Detector TraceMode	POS MAXH
Sweep: Time [ms] Count Points per Section Type	2 1500 1001 SWE

RESULT 26 dB

Test Description	Lower Limit	Upper Limit	Measured	Unit	Verdict
Bandwidth 26dB	---	---	28.575	MHz	INFO



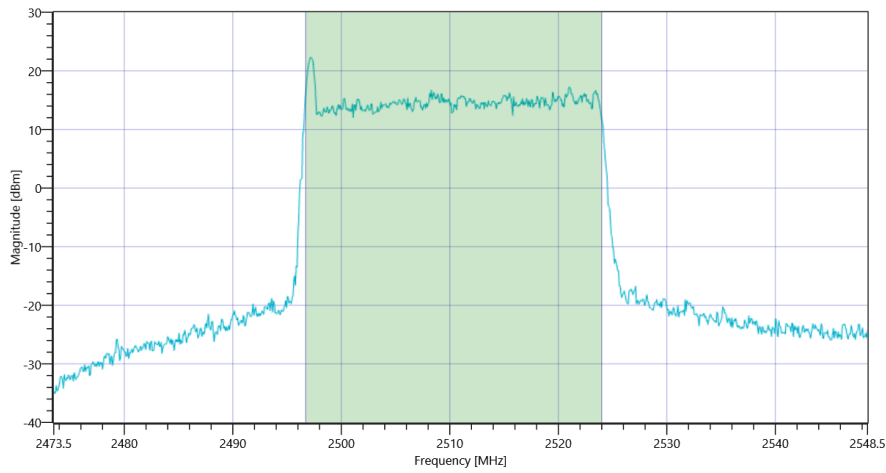
FCC, ISED # Bandwidth 99PCT and 26dB ~ NR Band_41 Ant-2 SCS-30 26dB

RESULT 99%

Test Description	Lower Limit	Upper Limit	Measured	Unit	Verdict
Bandwidth 99%	---	---	27.273	MHz	INFO

READ SA SETTINGS:

RefLevel [dBm] RefLevelOffset [dB] InpAtt [dB]	22.34 0 40
Start [MHz] Stop [MHz]	2473.500 2548.500
RBW [MHz] VBW [MHz]	0.500000 2.000000
Detector TraceMode	POS MAXH
Sweep: Time [ms] Count Points per Section Type	1 1500 1001 SWE



FCC, ISED # Bandwidth 99PCT and 26dB ~ NR Band_41 Ant-2 SCS-30 26dB

General verdict

PASS

FCC, ISED # Block edge conducted ~ NR Band_41 Ant-2 SCS-30

Test References	
TC Start	23.05.2022 13:24:25
Ambit Temp [°C] Humidity [rel%]	29.2 46
System Version	3.0.6.4
Test Specification	FCC, ISED -
Test Method	
TC Version	0.0.1
My Description	FCC/ISED MobileRadio Block edge conducted - NR Band_41
Add. Information	

Test Parameter	
Technology to test	NR
Band	Band_41
SCS [kHz]	30
Antenna Port used	2
Temperature	nom
Voltage	nom
Frequency low to test	True
Frequency mid to test	False
Frequency high to test	False
Auto Control enabled Power Supply Climatic Box	No No
Additional Path Loss [dB]	0
Switched Path	None

Test Equipment	
Signal analyzer,Rohde&Schwarz,FSV-40,1307.9002K40/101042,3.70	

Test at BW [MHz]: 30

Test freq: low , UL[MHz]/CH 2511/0 , CBW [MHz]: 30 , RB_100PCT , Mod: QPSK

RESULT: Reference Power cond.

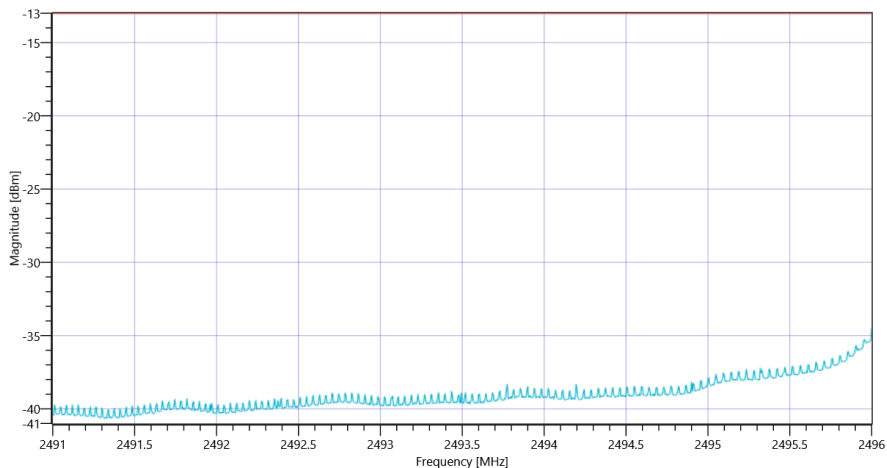
Test Description	Lower Limit	Upper Limit	Measured	Unit	Verdict
Ref. Power 1MHz/1MHz cond.	---	---	22.11	dBm	INFO
Ref. Frequency	---	---	2497.210	MHz	INFO

READ SA SETTINGS:

RefLevel [dBm] RefLevelOffset [dB] InpAtt [dB]	22.11 0 40
Start [MHz] Stop [MHz]	2491.000 2496.000
RBW [MHz] VBW [MHz]	0.300000 1.000000
Detector TraceMode	RMS MAXH
Sweep: Time [ms] Count Points per Section Type	30000 1 1001 SWE

RESULT lower band

Test Description	Lower Limit	Upper Limit	Measured	Unit	Verdict
Band power 1MHz					
Frequency [MHz] 2496.5	---	-13	-32.29	dBm	PASS
Frequency [MHz] 2497.5	---	-13	-34.01	dBm	PASS
Frequency [MHz] 2498.5	---	-13	-34.41	dBm	PASS
Frequency [MHz] 2499.5	---	-13	-34.76	dBm	PASS
Frequency [MHz] 2500.5	---	-13	-35.22	dBm	PASS



FCC, ISED # Block edge conducted ~ NR Band_41 Ant-2 SCS-30

General verdict

PASS