

Measurement Results

No.1-3977/22-01-05_Annex_MR_A10

Test logging

This document is electronically signed and valid without handwritten signature.
For verification of the electronic signatures, the public keys can be requested at the testing laboratory.

Test/s performed:

Michael Dorongovski
Lab Manager
Radio Communications

Table of Content

EUT Information	3
FCC Part 15.407 & ISED Bandwidths ~ WLAN5Gx ax-HE80 U-NII-3	4
FCC Part 15.407 & ISED Bandwidths ~ WLAN5Gx ax-HE80 U-NII-3	8
FCC Part 15.407 & ISED Bandwidths ~ WLAN5Gx ax-HE80 U-NII-3	12
FCC Part 15.407 & ISED Bandwidths ~ WLAN5Gx ax-HE80 U-NII-3	16
FCC Part 15.407 & ISED Bandwidths ~ WLAN5Gx ax-HE80 U-NII-2C	20
FCC Part 15.407 & ISED Bandwidths ~ WLAN5Gx ax-HE80 U-NII-2C	24
FCC Part 15.407 & ISED Bandwidths ~ WLAN5Gx ax-HE80 U-NII-2C	28
FCC Part 15.407 & ISED Bandwidths ~ WLAN5Gx ax-HE80 U-NII-2C	32
FCC Part 15.407 & ISED Bandwidths ~ WLAN5Gx ax-HE80 U-NII-2C	36
FCC Part 15.407 & ISED Bandwidths ~ WLAN5Gx ax-HE80 U-NII-2C	40
FCC Part 15.407 & ISED Bandwidths ~ WLAN5Gx ax-HE80 U-NII-2C	44
FCC Part 15.407 & ISED Bandwidths ~ WLAN5Gx ax-HE80 U-NII-2C	48
FCC Part 15.407 & ISED Bandwidths ~ WLAN5Gx ax-HE80 U-NII-2A	52
FCC Part 15.407 & ISED Bandwidths ~ WLAN5Gx ax-HE80 U-NII-2A	56
FCC Part 15.407 & ISED Bandwidths ~ WLAN5Gx ax-HE80 U-NII-2A	60
FCC Part 15.407 & ISED Bandwidths ~ WLAN5Gx ax-HE80 U-NII-2A	64
FCC Part 15.407 & ISED Bandwidths ~ WLAN5Gx ax-HE80 U-NII-1	68
FCC Part 15.407 & ISED Bandwidths ~ WLAN5Gx ax-HE80 U-NII-1	72
FCC Part 15.407 & ISED Bandwidths ~ WLAN5Gx ax-HE80 U-NII-1	76
FCC Part 15.407 & ISED Bandwidths ~ WLAN5Gx ax-HE80 U-NII-1	80
FCC Part 15.407 Max Output Power and PSD ~ WLAN5Gx ax-HE80 U-NII-3	84
FCC Part 15.407 Max Output Power and PSD ~ WLAN5Gx ax-HE80 U-NII-3	88
FCC Part 15.407 Max Output Power and PSD ~ WLAN5Gx ax-HE80 U-NII-3	92
FCC Part 15.407 Max Output Power and PSD ~ WLAN5Gx ax-HE80 U-NII-3	96
FCC Part 15.407 Max Output Power and PSD ~ WLAN5Gx ax-HE80 U-NII-2C	100
FCC Part 15.407 Max Output Power and PSD ~ WLAN5Gx ax-HE80 U-NII-2C	103
FCC Part 15.407 Max Output Power and PSD ~ WLAN5Gx ax-HE80 U-NII-2C	106
FCC Part 15.407 Max Output Power and PSD ~ WLAN5Gx ax-HE80 U-NII-2C	109
FCC Part 15.407 Max Output Power and PSD ~ WLAN5Gx ax-HE80 U-NII-2C	112
FCC Part 15.407 Max Output Power and PSD ~ WLAN5Gx ax-HE80 U-NII-2C	115
FCC Part 15.407 Max Output Power and PSD ~ WLAN5Gx ax-HE80 U-NII-2C	118
FCC Part 15.407 Max Output Power and PSD ~ WLAN5Gx ax-HE80 U-NII-2C	121
FCC Part 15.407 Max Output Power and PSD ~ WLAN5Gx ax-HE80 U-NII-2A	124
FCC Part 15.407 Max Output Power and PSD ~ WLAN5Gx ax-HE80 U-NII-2A	127
FCC Part 15.407 Max Output Power and PSD ~ WLAN5Gx ax-HE80 U-NII-2A	130
FCC Part 15.407 Max Output Power and PSD ~ WLAN5Gx ax-HE80 U-NII-2A	133
FCC Part 15.407 Max Output Power and PSD ~ WLAN5Gx ax-HE80 U-NII-1	136
FCC Part 15.407 Max Output Power and PSD ~ WLAN5Gx ax-HE80 U-NII-1	139
FCC Part 15.407 Max Output Power and PSD ~ WLAN5Gx ax-HE80 U-NII-1	142
FCC Part 15.407 Max Output Power and PSD ~ WLAN5Gx ax-HE80 U-NII-1	145

EUT Information

EUT DEFINITION	
Manufacturer	SAGEMCOM BROADBAND SAS
Type	F5688W
Serial Number	DM2201959000008
Setup Number	1.0
Version SW	NI
Version FW	NI
Version HW	V1.0
Comment 1	
Comment 2	
Temperature [°C] Min	0
Temperature [°C] Nom	20
Temperature [°C] Max	50
Voltage [V] Min	120
Voltage [V] Nom	120
Voltage [V] Max	120

FCC Part 15.407 & ISED Bandwidths ~ WLAN5Gx ax-HE80 U-NII-3

Test References	
TC Start	30.03.2022 12:54:02
Ambit Temp [°C] Humidity [rel%]	25.5 33
System Version	3.0.5.9
Test Specification	FCC Part 15.407 & ISET RSS-GEN
Test Method	26dB Bandwidth KDB789033 D02, C.1 / ISED RSS-GEN
TC Version	0.0.1
My Description	FCC 15.407 Bandwidths - WLAN5Gx ax-HE80 U-NII-3
Add. Information	

EUT Common Settings WLAN5Gx	
Number of Antenna Ports	4
User Interaction	No
Device Class UNII_1	AP indoor

Test Parameter	
Technology to test	WLAN5Gx ax-HE80 U-NII-3
Antenna Port used	1
Temperature	nom
Voltage	nom
Frequency low to test	False Freq [MHz] 0
Frequency mid to test	True Freq [MHz] 5775
Frequency high to test	False Freq [MHz] 0
Auto Control enabled Power Supply Climatic Box	No No
Additional Path Loss [dB]	0.5
Switched Path	EUT - SignalingUnit - SpectrumAnalyzer

Test Equipment	
Signal analyzer,Rohde&Schwarz,FSV-40,1307.9002K40/101042,3.70	
Switch matrix,CTCadvanced,SPM-4 NI DAQ,28016133,NI	

Test at TX 5775 MHz

RESULT: Reference Power cond.

Test Description	Lower Limit	Upper Limit	Measured	Unit	Verdict
Ref. Power 1MHz/1MHz cond.	---	---	13.44	dBm	INFO
Ref. Frequency	---	---	5773.800	MHz	INFO

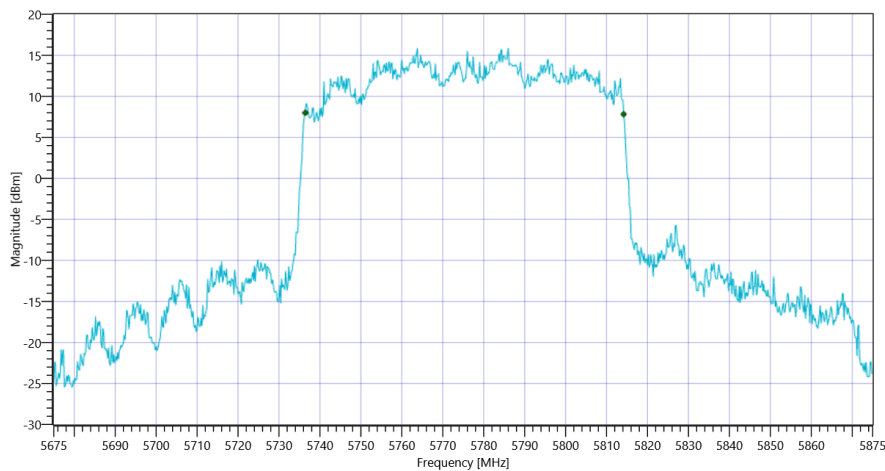
READ SA SETTINGS:

RefLevel [dBm] RefLevelOffset [dB] InpAtt [dB]	21.44 17.86 20
Start [MHz] Stop [MHz]	5675.000 5875.000
RBW [MHz] VBW [MHz]	1.000000 5.000000
Detector TraceMode	POS MAXH
Sweep: Time [ms] Count Points per Section Type	1 2500 1001 SWE

RESULT

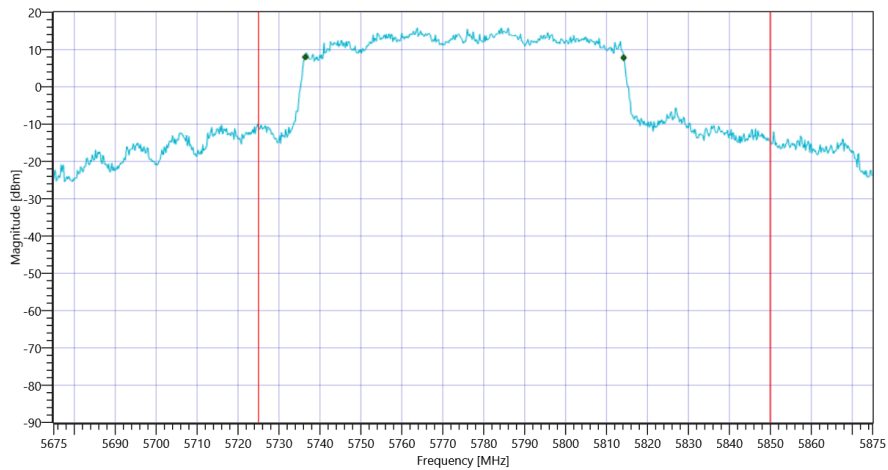
Test Description	Lower Limit	Upper Limit	Measured	Unit	Verdict
Bandwidth 99%	---	---	77.722	MHz	INFO
T1 99%	5725.000000	---	5736.4386	MHz	PASS
T2 99%	---	5850.000000	5814.1608	MHz	PASS

Plot: Bandwidth only



FCC Part 15.407 & ISED Bandwidths ~ WLAN5Gx ax-HE80 U-NII-3 99PCT

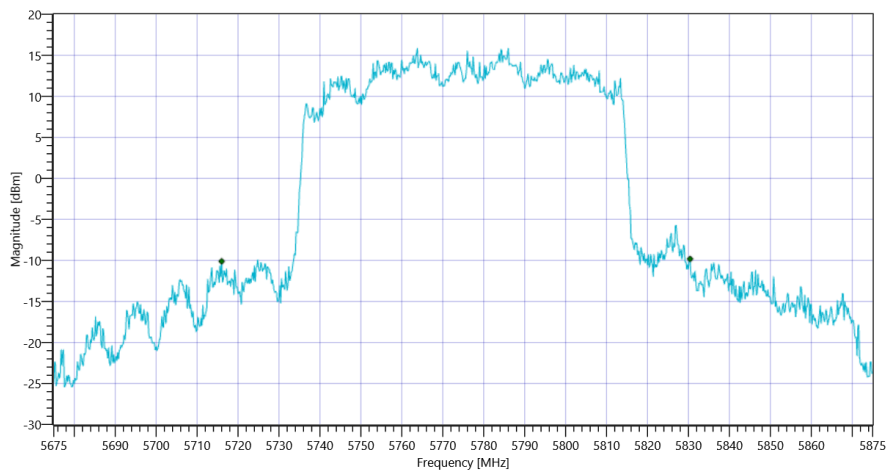
Plot: Bandwidth within Band



FCC Part 15.407 & ISSED Bandwidths ~ WLAN5Gx ax-HE80 U-NII-3

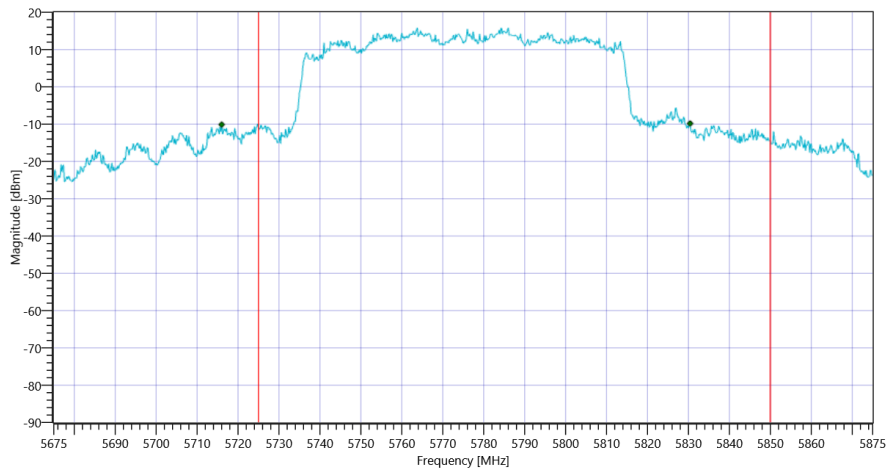
RESULT					
Test Description	Lower Limit	Upper Limit	Measured	Unit	Verdict
Bandwidth 20dB	---	---	114.4	MHz	INFO
T1 26dB	5725.000000	---	5716.0000	MHz	DFS required
T2 26dB	---	5850.000000	5830.4000	MHz	PASS

Plot: Bandwidth only



FCC Part 15.407 & ISSED Bandwidths ~ WLAN5Gx ax-HE80 U-NII-3 26dB

Plot: Bandwidth within Band



FCC Part 15.407 & ISSED Bandwidths ~ WLAN5Gx ax-HE80 U-NII-3

General verdict

PASS

FCC Part 15.407 & ISED Bandwidths ~ WLAN5Gx ax-HE80 U-NII-3

Test References	
TC Start	30.03.2022 13:02:11
Ambit Temp [°C] Humidity [rel%]	25.6 33
System Version	3.0.5.9
Test Specification	FCC Part 15.407 & ISET RSS-GEN
Test Method	26dB Bandwidth KDB789033 D02, C.1 / ISED RSS-GEN
TC Version	0.0.1
My Description	FCC 15.407 Bandwidths - WLAN5Gx ax-HE80 U-NII-3
Add. Information	

EUT Common Settings WLAN5Gx	
Number of Antenna Ports	4
User Interaction	No
Device Class UNII_1	AP indoor

Test Parameter	
Technology to test	WLAN5Gx ax-HE80 U-NII-3
Antenna Port used	2
Temperature	nom
Voltage	nom
Frequency low to test	False Freq [MHz] 0
Frequency mid to test	True Freq [MHz] 5775
Frequency high to test	False Freq [MHz] 0
Auto Control enabled Power Supply Climatic Box	No No
Additional Path Loss [dB]	0.5
Switched Path	EUT - SignalingUnit - SpectrumAnalyzer

Test Equipment	
Signal analyzer,Rohde&Schwarz,FSV-40,1307.9002K40/101042,3.70	
Switch matrix,CTCadvanced,SPM-4 NI DAQ,28016133,NI	

Test at TX 5775 MHz

RESULT: Reference Power cond.

Test Description	Lower Limit	Upper Limit	Measured	Unit	Verdict
Ref. Power 1MHz/1MHz cond.	---	---	15.71	dBm	INFO
Ref. Frequency	---	---	5771.000	MHz	INFO

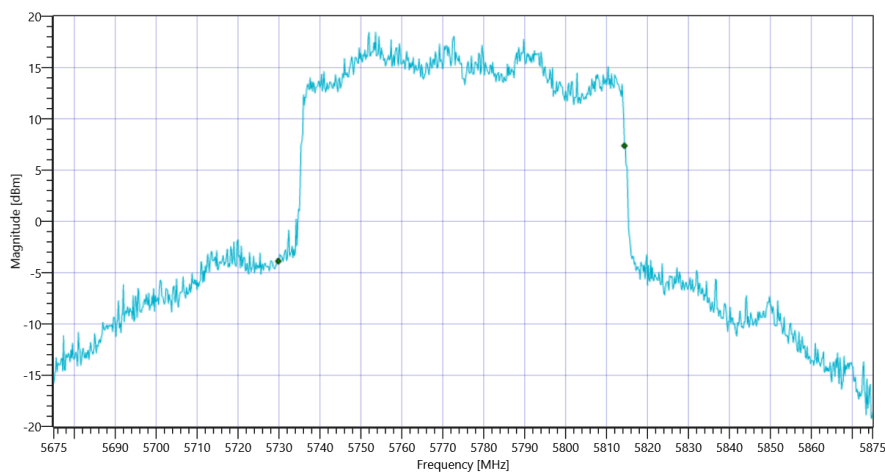
READ SA SETTINGS:

RefLevel [dBm] RefLevelOffset [dB] InpAtt [dB]	23.71 17.86 25
Start [MHz] Stop [MHz]	5675.000 5875.000
RBW [MHz] VBW [MHz]	1.000000 5.000000
Detector TraceMode	POS MAXH
Sweep: Time [ms] Count Points per Section Type	1 2500 1001 SWE

RESULT

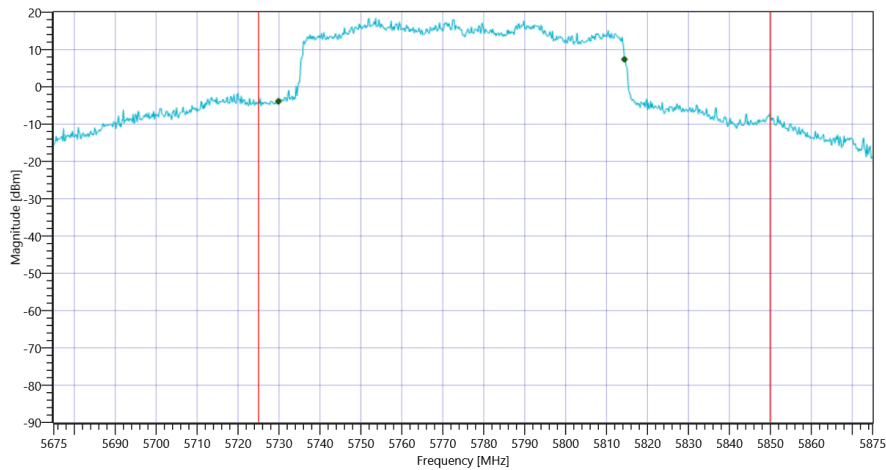
Test Description	Lower Limit	Upper Limit	Measured	Unit	Verdict
Bandwidth 99%	---	---	84.515	MHz	INFO
T1 99%	5725.000000	---	5729.8452	MHz	PASS
T2 99%	---	5850.000000	5814.3606	MHz	PASS

Plot: Bandwidth only



FCC Part 15.407 & ISED Bandwidths ~ WLAN5Gx ax-HE80 U-NII-3 99PCT

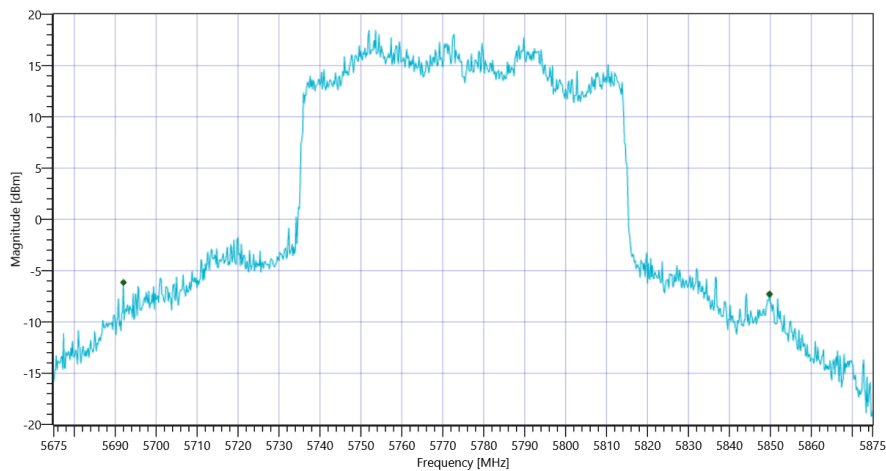
Plot: Bandwidth within Band



FCC Part 15.407 & ISSED Bandwidths ~ WLAN5Gx ax-HE80 U-NII-3

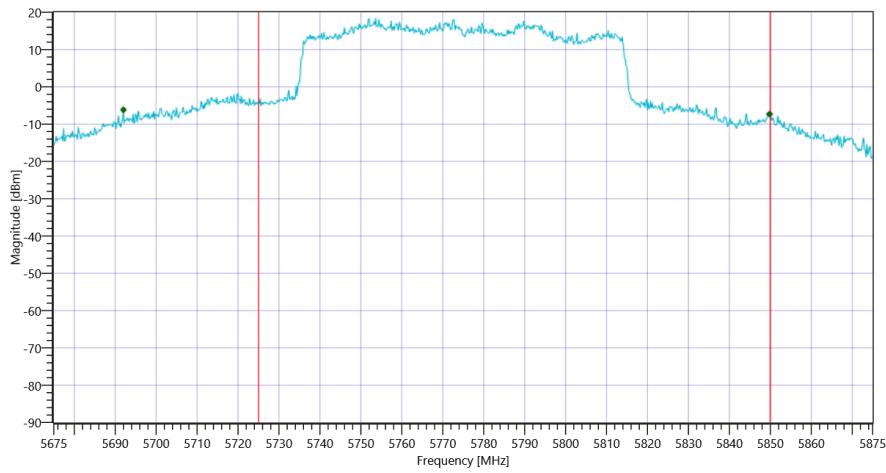
RESULT					
Test Description	Lower Limit	Upper Limit	Measured	Unit	Verdict
Bandwidth 20dB	---	---	157.8	MHz	INFO
T1 26dB	5725.000000	---	5692.0000	MHz	DFS required
T2 26dB	---	5850.000000	5849.8000	MHz	PASS

Plot: Bandwidth only



FCC Part 15.407 & ISSED Bandwidths ~ WLAN5Gx ax-HE80 U-NII-3 26dB

Plot: Bandwidth within Band



FCC Part 15.407 & ISSED Bandwidths ~ WLAN5Gx ax-HE80 U-NII-3

General verdict

PASS

FCC Part 15.407 & ISED Bandwidths ~ WLAN5Gx ax-HE80 U-NII-3

Test References	
TC Start	30.03.2022 13:10:20
Ambit Temp [°C] Humidity [rel%]	25.6 33
System Version	3.0.5.9
Test Specification	FCC Part 15.407 & ISET RSS-GEN
Test Method	26dB Bandwidth KDB789033 D02, C.1 / ISED RSS-GEN
TC Version	0.0.1
My Description	FCC 15.407 Bandwidths - WLAN5Gx ax-HE80 U-NII-3
Add. Information	

EUT Common Settings WLAN5Gx	
Number of Antenna Ports	4
User Interaction	No
Device Class UNII_1	AP indoor

Test Parameter	
Technology to test	WLAN5Gx ax-HE80 U-NII-3
Antenna Port used	3
Temperature	nom
Voltage	nom
Frequency low to test	False Freq [MHz] 0
Frequency mid to test	True Freq [MHz] 5775
Frequency high to test	False Freq [MHz] 0
Auto Control enabled Power Supply Climatic Box	No No
Additional Path Loss [dB]	0.5
Switched Path	EUT - SignalingUnit - SpectrumAnalyzer

Test Equipment	
Signal analyzer,Rohde&Schwarz,FSV-40,1307.9002K40/101042,3.70	
Switch matrix,CTCadvanced,SPM-4 NI DAQ,28016133,NI	

Test at TX 5775 MHz

RESULT: Reference Power cond.

Test Description	Lower Limit	Upper Limit	Measured	Unit	Verdict
Ref. Power 1MHz/1MHz cond.	---	---	15.17	dBm	INFO
Ref. Frequency	---	---	5762.610	MHz	INFO

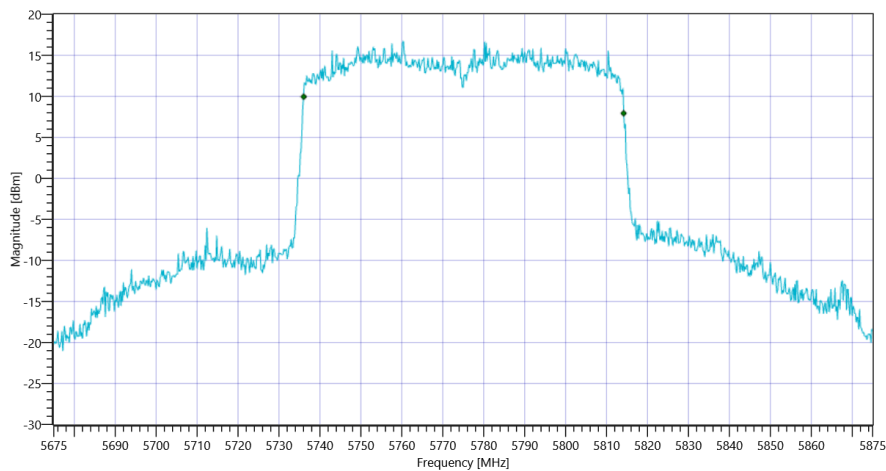
READ SA SETTINGS:

RefLevel [dBm] RefLevelOffset [dB] InpAtt [dB]	23.17 17.86 25
Start [MHz] Stop [MHz]	5675.000 5875.000
RBW [MHz] VBW [MHz]	1.000000 5.000000
Detector TraceMode	POS MAXH
Sweep: Time [ms] Count Points per Section Type	1 2500 1001 SWE

RESULT

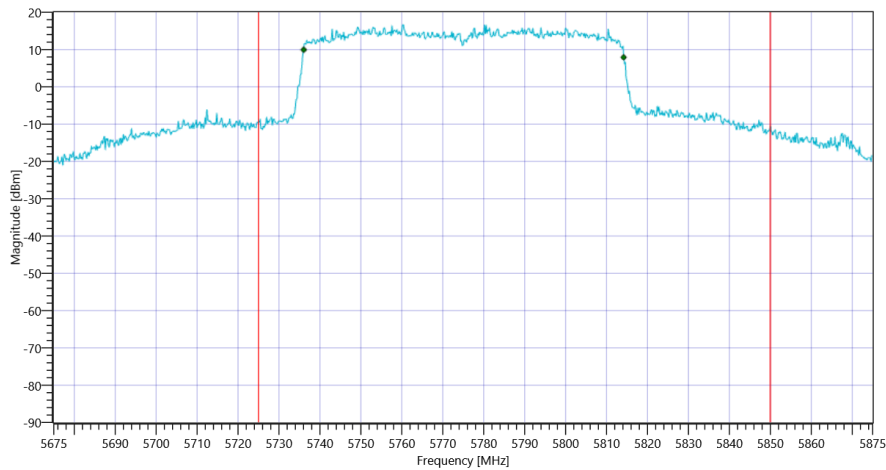
Test Description	Lower Limit	Upper Limit	Measured	Unit	Verdict
Bandwidth 99%	---	---	78.122	MHz	INFO
T1 99%	5725.000000	---	5736.0390	MHz	PASS
T2 99%	---	5850.000000	5814.1608	MHz	PASS

Plot: Bandwidth only



FCC Part 15.407 & ISSED Bandwidths ~ WLAN5Gx ax-HE80 U-NII-3 99PCT

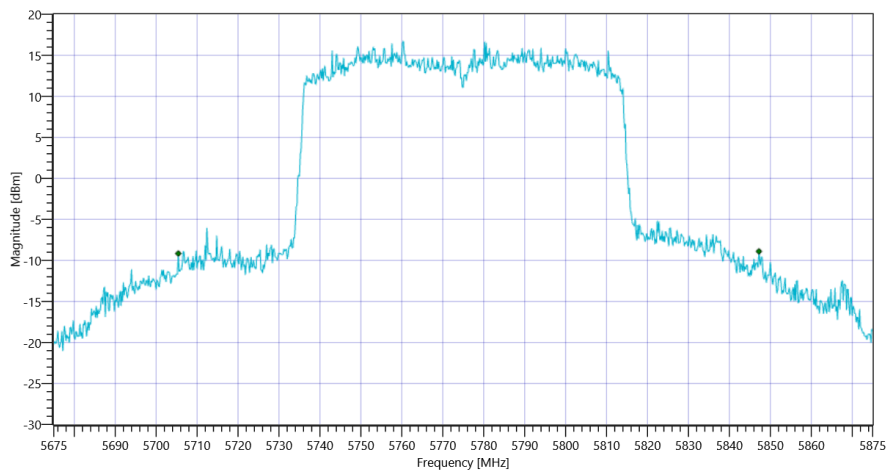
Plot: Bandwidth within Band



FCC Part 15.407 & ISSED Bandwidths ~ WLAN5Gx ax-HE80 U-NII-3

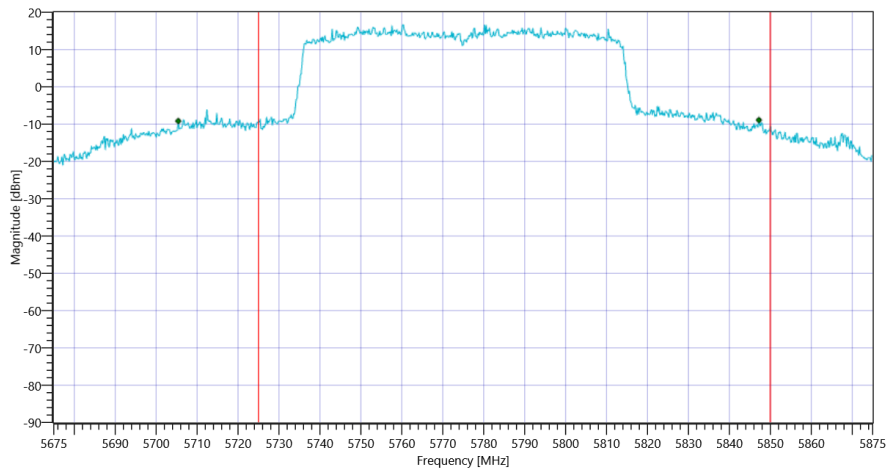
RESULT					
Test Description	Lower Limit	Upper Limit	Measured	Unit	Verdict
Bandwidth 20dB	---	---	141.8	MHz	INFO
T1 26dB	5725.000000	---	5705.4000	MHz	DFS required
T2 26dB	---	5850.000000	5847.2000	MHz	PASS

Plot: Bandwidth only



FCC Part 15.407 & ISSED Bandwidths ~ WLAN5Gx ax-HE80 U-NII-3 26dB

Plot: Bandwidth within Band



FCC Part 15.407 & ISSED Bandwidths ~ WLAN5Gx ax-HE80 U-NII-3

General verdict

PASS

FCC Part 15.407 & ISED Bandwidths ~ WLAN5Gx ax-HE80 U-NII-3

Test References	
TC Start	30.03.2022 13:18:30
Ambit Temp [°C] Humidity [rel%]	25.5 33
System Version	3.0.5.9
Test Specification	FCC Part 15.407 & ISET RSS-GEN
Test Method	26dB Bandwidth KDB789033 D02, C.1 / ISED RSS-GEN
TC Version	0.0.1
My Description	FCC 15.407 Bandwidths - WLAN5Gx ax-HE80 U-NII-3
Add. Information	

EUT Common Settings WLAN5Gx	
Number of Antenna Ports	4
User Interaction	No
Device Class UNII_1	AP indoor

Test Parameter	
Technology to test	WLAN5Gx ax-HE80 U-NII-3
Antenna Port used	4
Temperature	nom
Voltage	nom
Frequency low to test	False Freq [MHz] 0
Frequency mid to test	True Freq [MHz] 5775
Frequency high to test	False Freq [MHz] 0
Auto Control enabled Power Supply Climatic Box	No No
Additional Path Loss [dB]	0.5
Switched Path	EUT - SignalingUnit - SpectrumAnalyzer

Test Equipment	
Signal analyzer,Rohde&Schwarz,FSV-40,1307.9002K40/101042,3.70	
Switch matrix,CTCadvanced,SPM-4 NI DAQ,28016133,NI	

Test at TX 5775 MHz

RESULT: Reference Power cond.

Test Description	Lower Limit	Upper Limit	Measured	Unit	Verdict
Ref. Power 1MHz/1MHz cond.	---	---	13.96	dBm	INFO
Ref. Frequency	---	---	5772.000	MHz	INFO

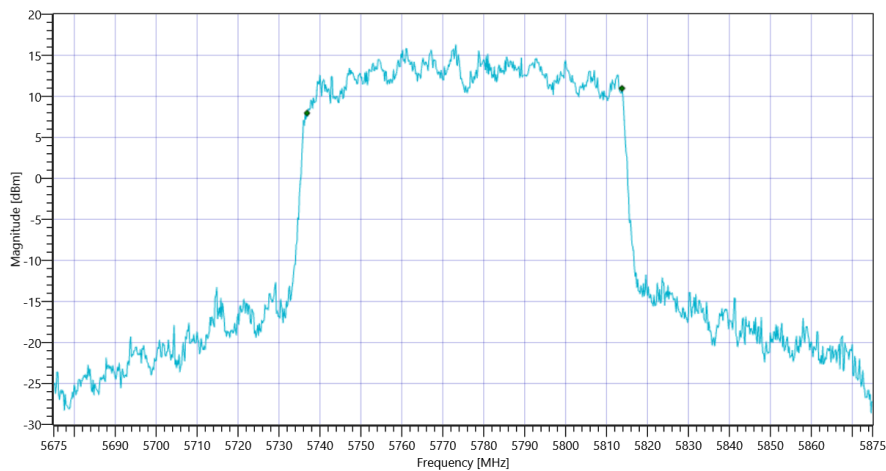
READ SA SETTINGS:

RefLevel [dBm] RefLevelOffset [dB] InpAtt [dB]	21.96 17.86 20
Start [MHz] Stop [MHz]	5675.000 5875.000
RBW [MHz] VBW [MHz]	1.000000 5.000000
Detector TraceMode	POS MAXH
Sweep: Time [ms] Count Points per Section Type	1 2500 1001 SWE

RESULT

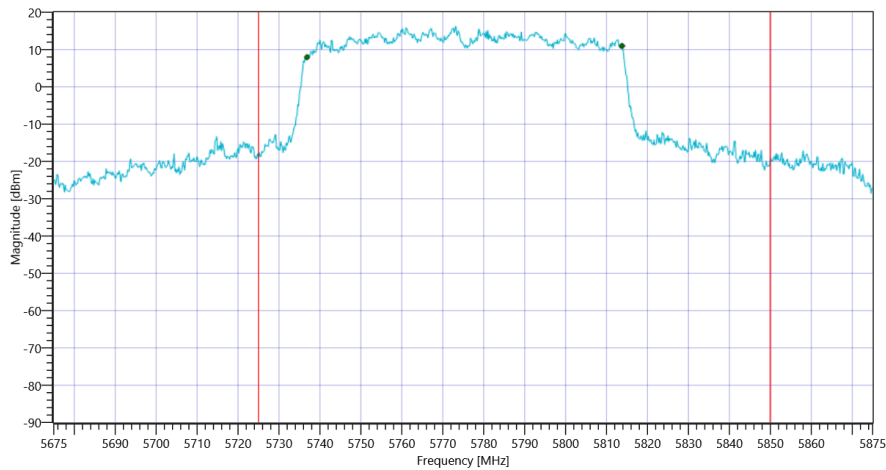
Test Description	Lower Limit	Upper Limit	Measured	Unit	Verdict
Bandwidth 99%	---	---	76.923	MHz	INFO
T1 99%	5725.000000	---	5736.8382	MHz	PASS
T2 99%	---	5850.000000	5813.7612	MHz	PASS

Plot: Bandwidth only



FCC Part 15.407 & ISSED Bandwidths ~ WLAN5Gx ax-HE80 U-NII-3 99PCT

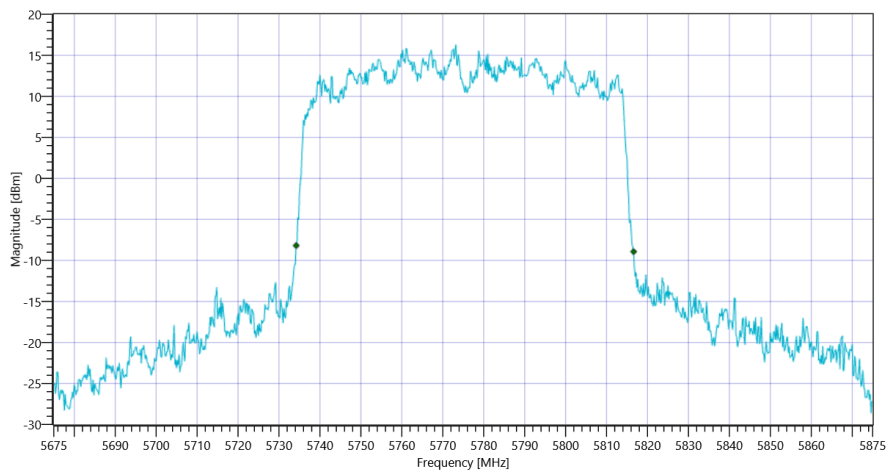
Plot: Bandwidth within Band



FCC Part 15.407 & ISSED Bandwidths ~ WLAN5Gx ax-HE80 U-NII-3

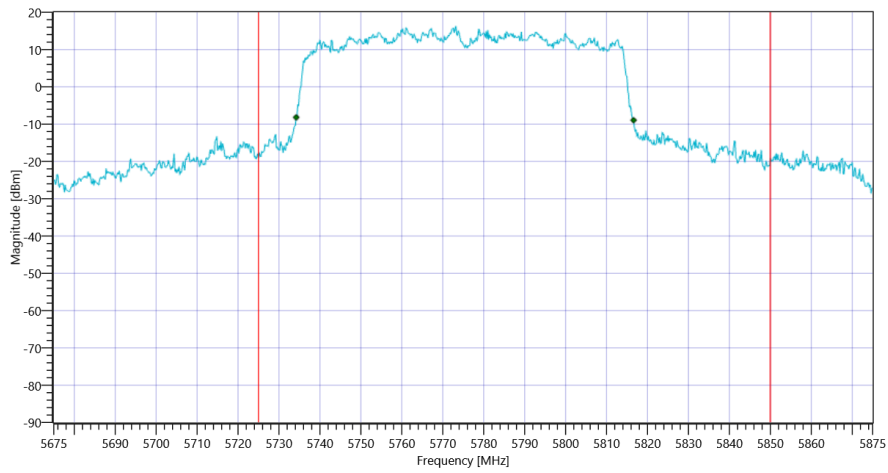
RESULT					
Test Description	Lower Limit	Upper Limit	Measured	Unit	Verdict
Bandwidth 20dB	---	---	82.4	MHz	INFO
T1 26dB	5725.000000	---	5734.2000	MHz	PASS
T2 26dB	---	5850.000000	5816.6000	MHz	PASS

Plot: Bandwidth only



FCC Part 15.407 & ISSED Bandwidths ~ WLAN5Gx ax-HE80 U-NII-3 26dB

Plot: Bandwidth within Band



FCC Part 15.407 & ISSED Bandwidths ~ WLAN5Gx ax-HE80 U-NII-3

General verdict

PASS

FCC Part 15.407 & ISED Bandwidths ~ WLAN5Gx ax-HE80 U-NII-2C

Test References	
TC Start	30.03.2022 12:26:04
Ambit Temp [°C] Humidity [rel%]	25.4 33
System Version	3.0.5.9
Test Specification	FCC Part 15.407 & ISET RSS-GEN
Test Method	26dB Bandwidth KDB789033 D02, C.1 / ISED RSS-GEN
TC Version	0.0.1
My Description	FCC 15.407 Bandwidths - WLAN5Gx ax-HE80 U-NII-2C
Add. Information	

EUT Common Settings WLAN5Gx	
Number of Antenna Ports	4
User Interaction	No
Device Class UNII_1	AP indoor

Test Parameter	
Technology to test	WLAN5Gx ax-HE80 U-NII-2C
Antenna Port used	4
Temperature	nom
Voltage	nom
Frequency low to test	False Freq [MHz] 5530
Frequency mid to test	True Freq [MHz] 5610
Frequency high to test	False Freq [MHz] 5690
Auto Control enabled Power Supply Climatic Box	No No
Additional Path Loss [dB]	0.5
Switched Path	EUT - SignalingUnit - SpectrumAnalyzer

Test Equipment	
Signal analyzer,Rohde&Schwarz,FSV-40,1307.9002K40/101042,3.70	
Switch matrix,CTCadvanced,SPM-4 NI DAQ,28016133,NI	

Test at TX 5610 MHz

RESULT: Reference Power cond.

Test Description	Lower Limit	Upper Limit	Measured	Unit	Verdict
Ref. Power 1MHz/1MHz cond.	---	---	9.88	dBm	INFO
Ref. Frequency	---	---	5637.970	MHz	INFO

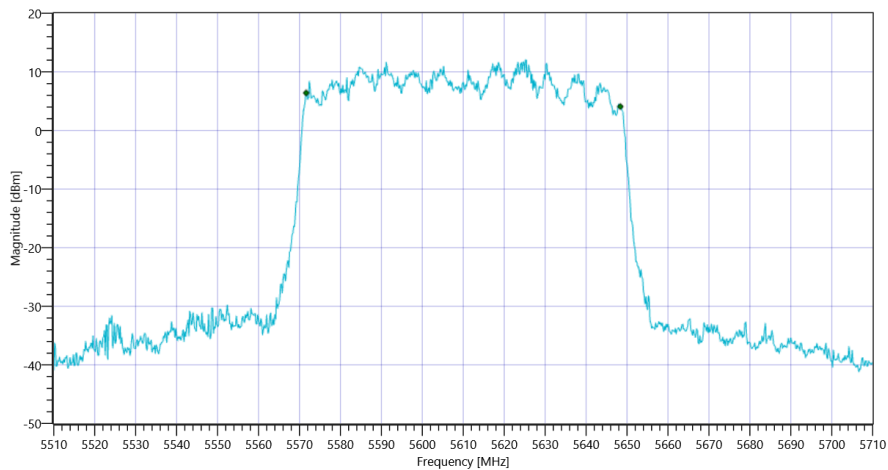
READ SA SETTINGS:

RefLevel [dBm] RefLevelOffset [dB] InpAtt [dB]	17.88 18.15 15
Start [MHz] Stop [MHz]	5510.000 5710.000
RBW [MHz] VBW [MHz]	1.000000 5.000000
Detector TraceMode	POS MAXH
Sweep: Time [ms] Count Points per Section Type	1 2500 1001 SWE

RESULT

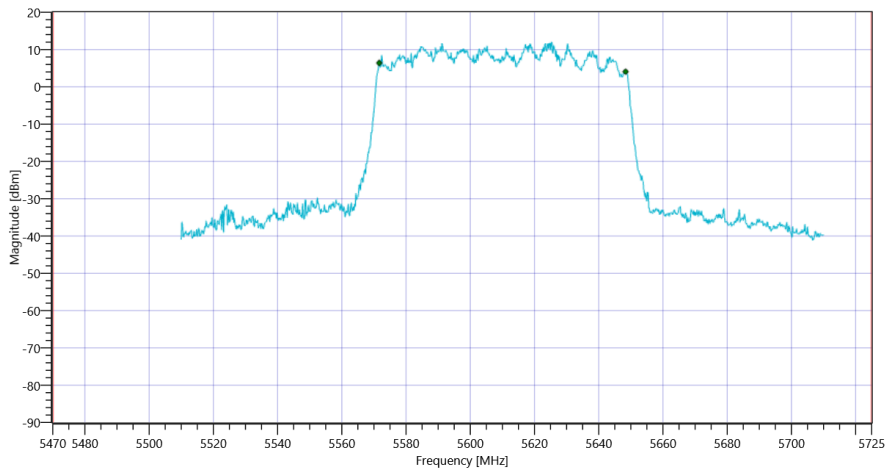
Test Description	Lower Limit	Upper Limit	Measured	Unit	Verdict
Bandwidth 99%	---	---	76.723	MHz	INFO
T1 99%	5470.000000	---	5571.6384	MHz	PASS since U-NII-3 is supported
T2 99%	---	5725.000000	5648.3616	MHz	

Plot: Bandwidth only



FCC Part 15.407 & ISSED Bandwidths ~ WLAN5Gx ax-HE80 U-NII-2C 99PCT

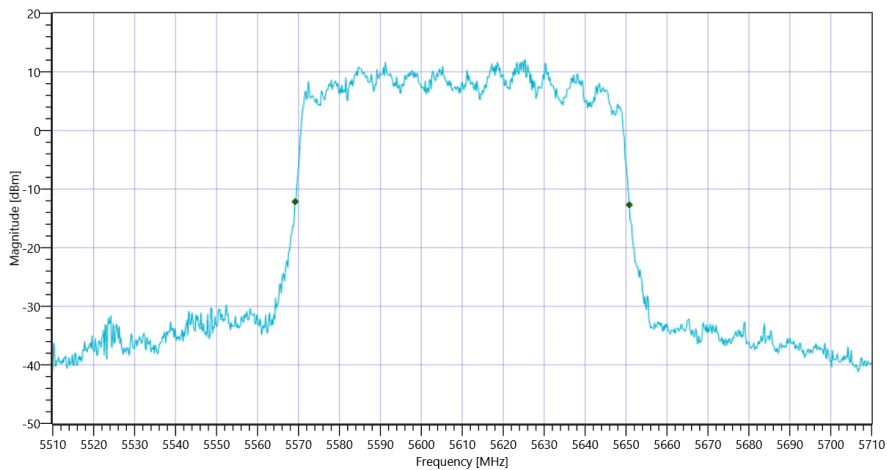
Plot: Bandwidth within Band



FCC Part 15.407 & ISSED Bandwidths ~ WLAN5Gx ax-HE80 U-NII-2C

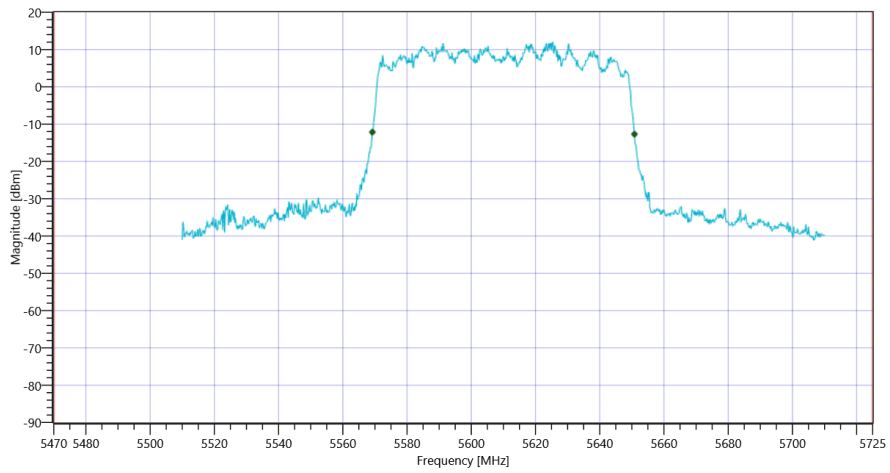
RESULT					
Test Description	Lower Limit	Upper Limit	Measured	Unit	Verdict
Bandwidth 20dB	---	---	81.6	MHz	INFO
T1 26dB	5470.000000	---	5569.2000	MHz	PASS since U-NII-3 is supported
T2 26dB	---	5725.000000	5650.8000	MHz	

Plot: Bandwidth only



FCC Part 15.407 & ISSED Bandwidths ~ WLAN5Gx ax-HE80 U-NII-2C 26dB

Plot: Bandwidth within Band



FCC Part 15.407 & ISSED Bandwidths ~ WLAN5Gx ax-HE80 U-NII-2C

General verdict

PASS

FCC Part 15.407 & ISED Bandwidths ~ WLAN5Gx ax-HE80 U-NII-2C

Test References	
TC Start	30.03.2022 12:20:59
Ambit Temp [°C] Humidity [rel%]	25.4 32
System Version	3.0.5.9
Test Specification	FCC Part 15.407 & ISET RSS-GEN
Test Method	26dB Bandwidth KDB789033 D02, C.1 / ISED RSS-GEN
TC Version	0.0.1
My Description	FCC 15.407 Bandwidths - WLAN5Gx ax-HE80 U-NII-2C
Add. Information	

EUT Common Settings WLAN5Gx	
Number of Antenna Ports	4
User Interaction	No
Device Class UNII_1	AP indoor

Test Parameter	
Technology to test	WLAN5Gx ax-HE80 U-NII-2C
Antenna Port used	3
Temperature	nom
Voltage	nom
Frequency low to test	False Freq [MHz] 5530
Frequency mid to test	True Freq [MHz] 5610
Frequency high to test	False Freq [MHz] 5690
Auto Control enabled Power Supply Climatic Box	No No
Additional Path Loss [dB]	0.5
Switched Path	EUT - SignalingUnit - SpectrumAnalyzer

Test Equipment	
Signal analyzer,Rohde&Schwarz,FSV-40,1307.9002K40/101042,3.70	
Switch matrix,CTCadvanced,SPM-4 NI DAQ,28016133,NI	

Test at TX 5610 MHz

RESULT: Reference Power cond.

Test Description	Lower Limit	Upper Limit	Measured	Unit	Verdict
Ref. Power 1MHz/1MHz cond.	---	---	10.98	dBm	INFO
Ref. Frequency	---	---	5587.220	MHz	INFO

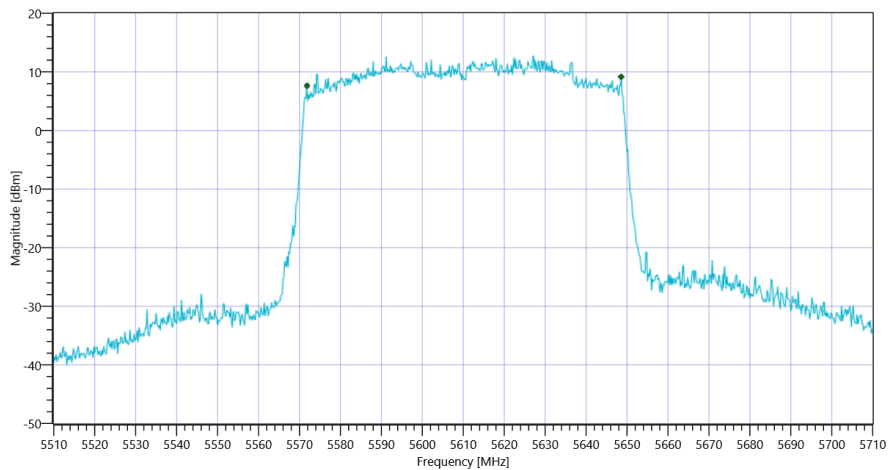
READ SA SETTINGS:

RefLevel [dBm] RefLevelOffset [dB] InpAtt [dB]	18.98 18.15 20
Start [MHz] Stop [MHz]	5510.000 5710.000
RBW [MHz] VBW [MHz]	1.000000 5.000000
Detector TraceMode	POS MAXH
Sweep: Time [ms] Count Points per Section Type	1 2500 1001 SWE

RESULT

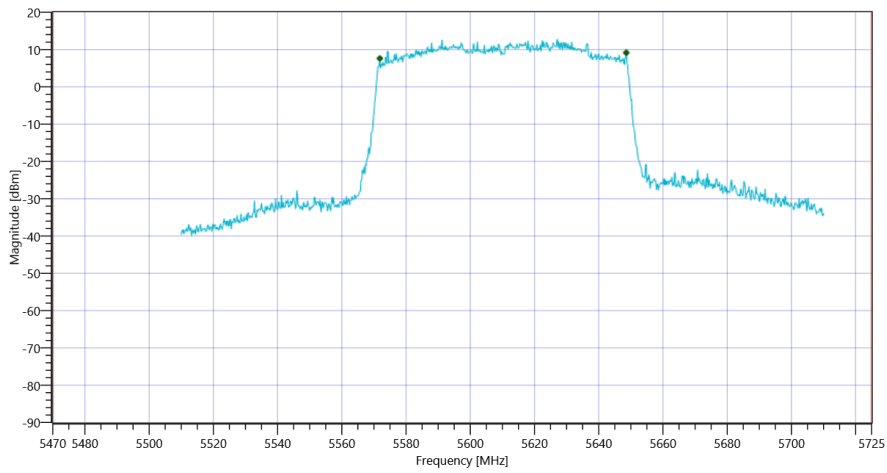
Test Description	Lower Limit	Upper Limit	Measured	Unit	Verdict
Bandwidth 99%	---	---	76.723	MHz	INFO
T1 99%	5470.000000	---	5571.8382	MHz	PASS since U-NII-3 is supported
T2 99%	---	5725.000000	5648.5614	MHz	

Plot: Bandwidth only



FCC Part 15.407 & ISSED Bandwidths ~ WLAN5Gx ax-HE80 U-NII-2C 99PCT

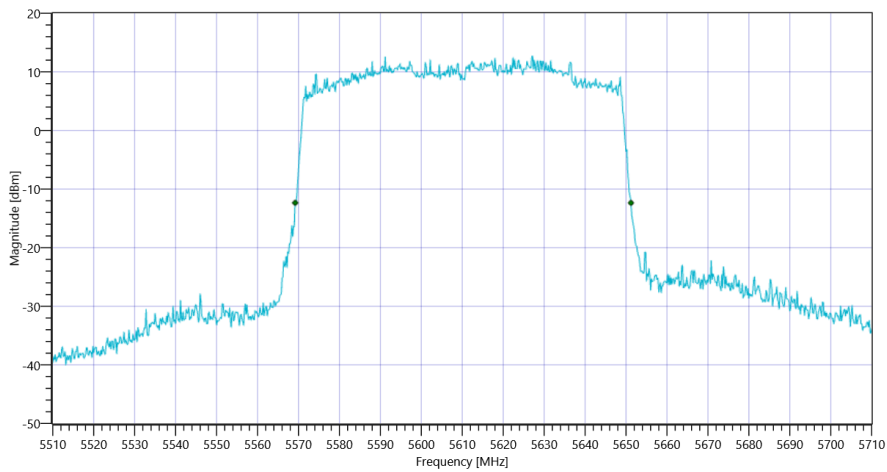
Plot: Bandwidth within Band



FCC Part 15.407 & ISSED Bandwidths ~ WLAN5Gx ax-HE80 U-NII-2C

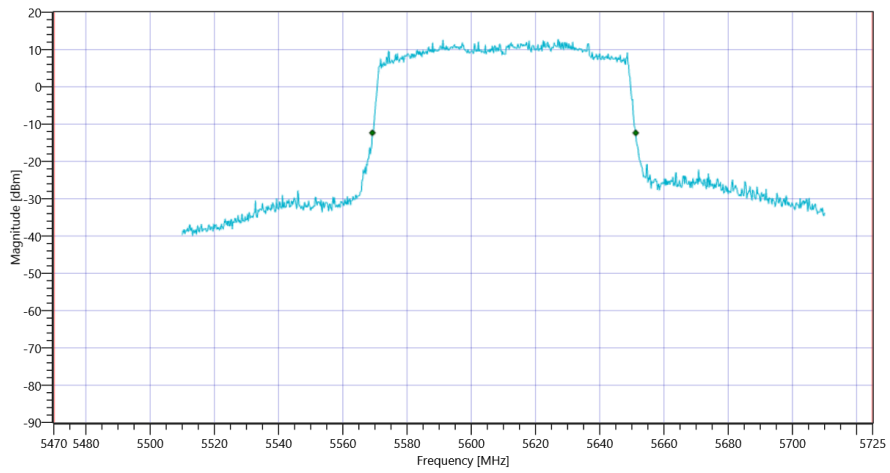
RESULT					
Test Description	Lower Limit	Upper Limit	Measured	Unit	Verdict
Bandwidth 20dB	---	---	82	MHz	INFO
T1 26dB	5470.000000	---	5569.2000	MHz	PASS since U-NII-3 is supported
T2 26dB	---	5725.000000	5651.2000	MHz	

Plot: Bandwidth only



FCC Part 15.407 & ISSED Bandwidths ~ WLAN5Gx ax-HE80 U-NII-2C 26dB

Plot: Bandwidth within Band



FCC Part 15.407 & ISSED Bandwidths ~ WLAN5Gx ax-HE80 U-NII-2C

General verdict

PASS

FCC Part 15.407 & ISED Bandwidths ~ WLAN5Gx ax-HE80 U-NII-2C

Test References	
TC Start	30.03.2022 12:15:55
Ambit Temp [°C] Humidity [rel%]	25.3 32
System Version	3.0.5.9
Test Specification	FCC Part 15.407 & ISET RSS-GEN
Test Method	26dB Bandwidth KDB789033 D02, C.1 / ISED RSS-GEN
TC Version	0.0.1
My Description	FCC 15.407 Bandwidths - WLAN5Gx ax-HE80 U-NII-2C
Add. Information	

EUT Common Settings WLAN5Gx	
Number of Antenna Ports	4
User Interaction	No
Device Class UNII_1	AP indoor

Test Parameter	
Technology to test	WLAN5Gx ax-HE80 U-NII-2C
Antenna Port used	2
Temperature	nom
Voltage	nom
Frequency low to test	False Freq [MHz] 5530
Frequency mid to test	True Freq [MHz] 5610
Frequency high to test	False Freq [MHz] 5690
Auto Control enabled Power Supply Climatic Box	No No
Additional Path Loss [dB]	0.5
Switched Path	EUT - SignalingUnit - SpectrumAnalyzer

Test Equipment	
Signal analyzer,Rohde&Schwarz,FSV-40,1307.9002K40/101042,3.70	
Switch matrix,CTCadvanced,SPM-4 NI DAQ,28016133,NI	

Test at TX 5610 MHz

RESULT: Reference Power cond.

Test Description	Lower Limit	Upper Limit	Measured	Unit	Verdict
Ref. Power 1MHz/1MHz cond.	---	---	9.85	dBm	INFO
Ref. Frequency	---	---	5614.400	MHz	INFO

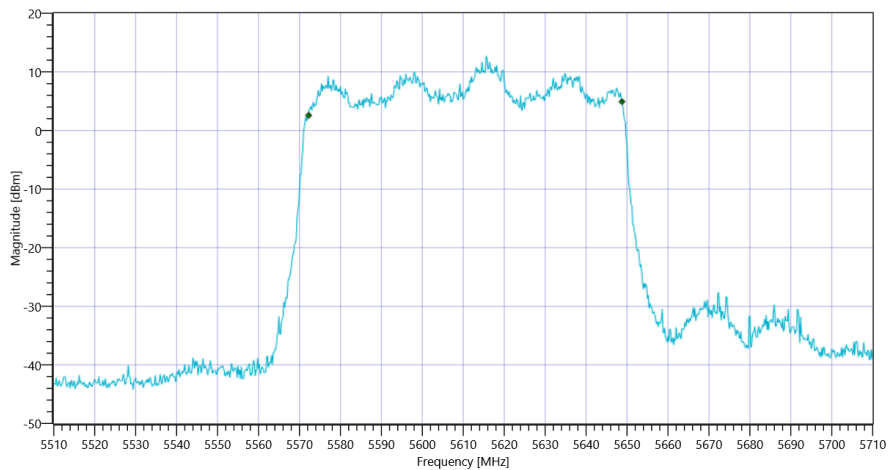
READ SA SETTINGS:

RefLevel [dBm] RefLevelOffset [dB] InpAtt [dB]	17.85 18.15 15
Start [MHz] Stop [MHz]	5510.000 5710.000
RBW [MHz] VBW [MHz]	1.000000 5.000000
Detector TraceMode	POS MAXH
Sweep: Time [ms] Count Points per Section Type	1 2500 1001 SWE

RESULT

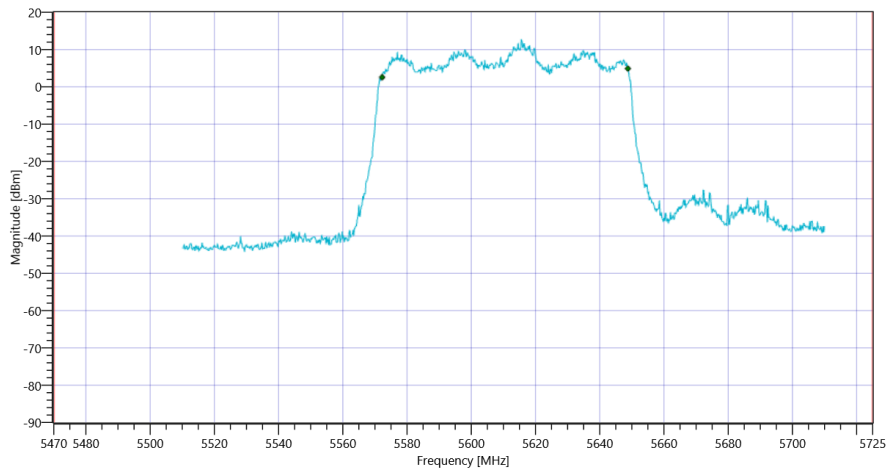
Test Description	Lower Limit	Upper Limit	Measured	Unit	Verdict
Bandwidth 99%	---	---	76.523	MHz	INFO
T1 99%	5470.000000	---	5572.2378	MHz	PASS since U-NII-3 is supported
T2 99%	---	5725.000000	5648.7612	MHz	

Plot: Bandwidth only



FCC Part 15.407 & ISSED Bandwidths ~ WLAN5Gx ax-HE80 U-NII-2C 99PCT

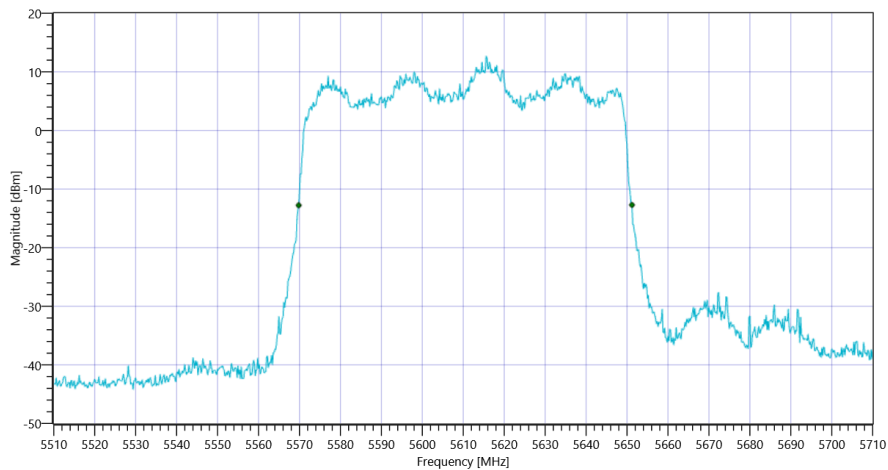
Plot: Bandwidth within Band



FCC Part 15.407 & ISSED Bandwidths ~ WLAN5Gx ax-HE80 U-NII-2C

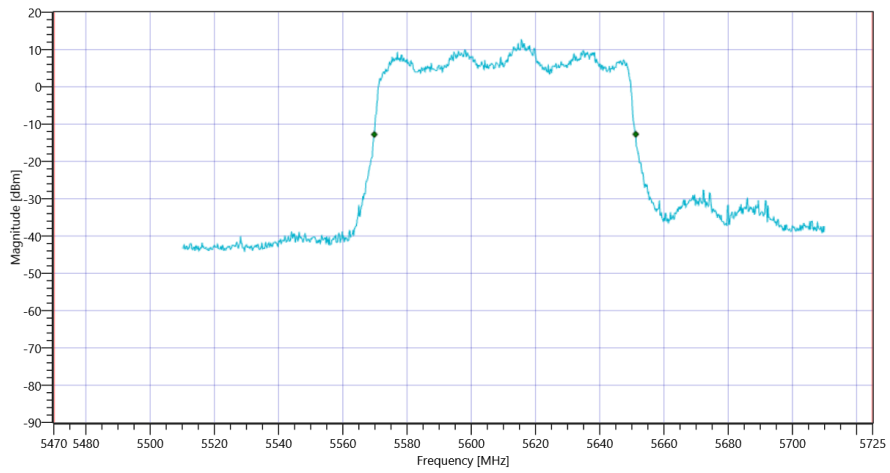
RESULT					
Test Description	Lower Limit	Upper Limit	Measured	Unit	Verdict
Bandwidth 20dB	---	---	81.4	MHz	INFO
T1 26dB	5470.000000	---	5569.8000	MHz	PASS since U-NII-3 is supported
T2 26dB	---	5725.000000	5651.2000	MHz	

Plot: Bandwidth only



FCC Part 15.407 & ISSED Bandwidths ~ WLAN5Gx ax-HE80 U-NII-2C 26dB

Plot: Bandwidth within Band



FCC Part 15.407 & ISSED Bandwidths ~ WLAN5Gx ax-HE80 U-NII-2C

General verdict

PASS

FCC Part 15.407 & ISED Bandwidths ~ WLAN5Gx ax-HE80 U-NII-2C

Test References	
TC Start	30.03.2022 12:10:51
Ambit Temp [°C] Humidity [rel%]	25.3 32
System Version	3.0.5.9
Test Specification	FCC Part 15.407 & ISET RSS-GEN
Test Method	26dB Bandwidth KDB789033 D02, C.1 / ISED RSS-GEN
TC Version	0.0.1
My Description	FCC 15.407 Bandwidths - WLAN5Gx ax-HE80 U-NII-2C
Add. Information	

EUT Common Settings WLAN5Gx	
Number of Antenna Ports	4
User Interaction	No
Device Class UNII_1	AP indoor

Test Parameter	
Technology to test	WLAN5Gx ax-HE80 U-NII-2C
Antenna Port used	1
Temperature	nom
Voltage	nom
Frequency low to test	False Freq [MHz] 5530
Frequency mid to test	True Freq [MHz] 5610
Frequency high to test	False Freq [MHz] 5690
Auto Control enabled Power Supply Climatic Box	No No
Additional Path Loss [dB]	0.5
Switched Path	EUT - SignalingUnit - SpectrumAnalyzer

Test Equipment	
Signal analyzer,Rohde&Schwarz,FSV-40,1307.9002K40/101042,3.70	
Switch matrix,CTCadvanced,SPM-4 NI DAQ,28016133,NI	

Test at TX 5610 MHz

RESULT: Reference Power cond.

Test Description	Lower Limit	Upper Limit	Measured	Unit	Verdict
Ref. Power 1MHz/1MHz cond.	---	---	10.17	dBm	INFO
Ref. Frequency	---	---	5613.600	MHz	INFO

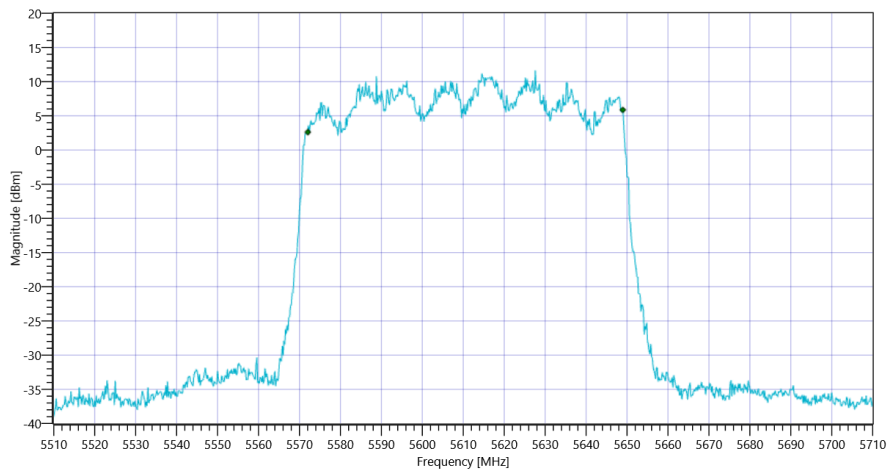
READ SA SETTINGS:

RefLevel [dBm] RefLevelOffset [dB] InpAtt [dB]	18.17 18.15 20
Start [MHz] Stop [MHz]	5510.000 5710.000
RBW [MHz] VBW [MHz]	1.000000 5.000000
Detector TraceMode	POS MAXH
Sweep: Time [ms] Count Points per Section Type	1 2500 1001 SWE

RESULT

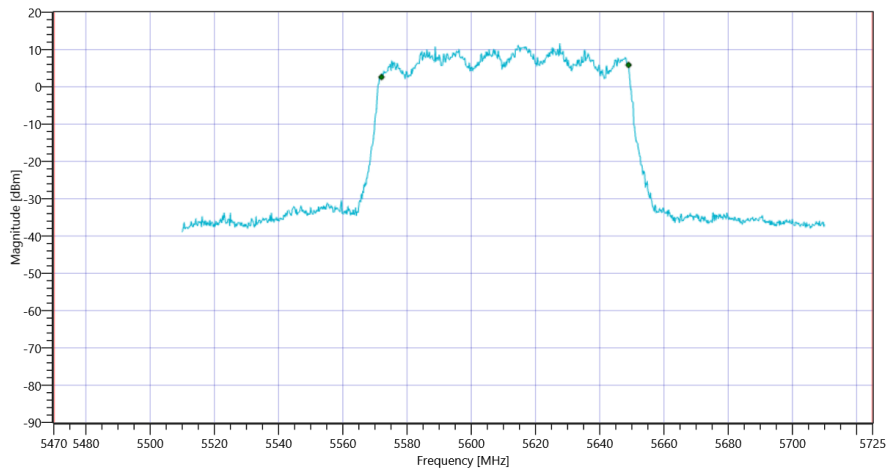
Test Description	Lower Limit	Upper Limit	Measured	Unit	Verdict
Bandwidth 99%	---	---	76.923	MHz	INFO
T1 99%	5470.000000	---	5572.0380	MHz	PASS since U-NII-3 is supported
T2 99%	---	5725.000000	5648.9610	MHz	

Plot: Bandwidth only



FCC Part 15.407 & ISSED Bandwidths ~ WLAN5Gx ax-HE80 U-NII-2C 99PCT

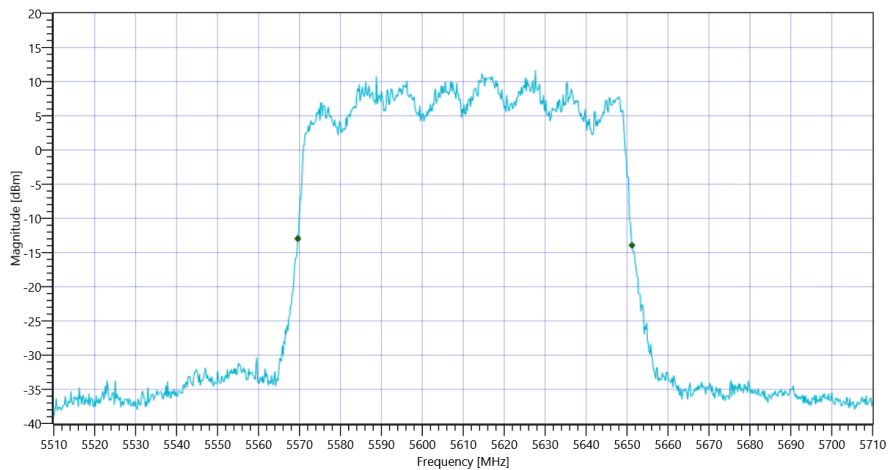
Plot: Bandwidth within Band



FCC Part 15.407 & ISSED Bandwidths ~ WLAN5Gx ax-HE80 U-NII-2C

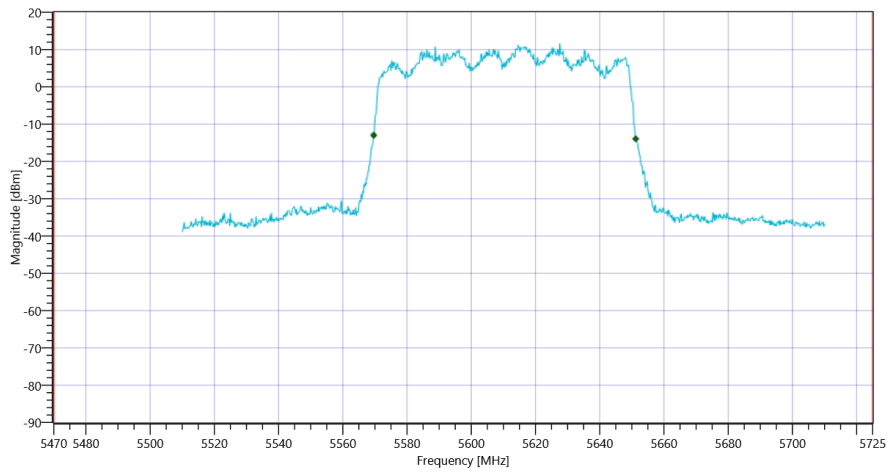
RESULT					
Test Description	Lower Limit	Upper Limit	Measured	Unit	Verdict
Bandwidth 20dB	---	---	81.6	MHz	INFO
T1 26dB	5470.000000	---	5569.6000	MHz	PASS since U-NII-3 is supported
T2 26dB	---	5725.000000	5651.2000	MHz	

Plot: Bandwidth only



FCC Part 15.407 & ISSED Bandwidths ~ WLAN5Gx ax-HE80 U-NII-2C 26dB

Plot: Bandwidth within Band



FCC Part 15.407 & ISSED Bandwidths ~ WLAN5Gx ax-HE80 U-NII-2C

General verdict

PASS

FCC Part 15.407 & ISED Bandwidths ~ WLAN5Gx ax-HE80 U-NII-2C

Test References	
TC Start	30.03.2022 12:05:23
Ambit Temp [°C] Humidity [rel%]	25.3 32
System Version	3.0.5.9
Test Specification	FCC Part 15.407 & ISET RSS-GEN
Test Method	26dB Bandwidth KDB789033 D02, C.1 / ISED RSS-GEN
TC Version	0.0.1
My Description	FCC 15.407 Bandwidths - WLAN5Gx ax-HE80 U-NII-2C
Add. Information	

EUT Common Settings WLAN5Gx	
Number of Antenna Ports	4
User Interaction	No
Device Class UNII_1	AP indoor

Test Parameter	
Technology to test	WLAN5Gx ax-HE80 U-NII-2C
Antenna Port used	4
Temperature	nom
Voltage	nom
Frequency low to test	True Freq [MHz] 5530
Frequency mid to test	False Freq [MHz] 5610
Frequency high to test	False Freq [MHz] 5690
Auto Control enabled Power Supply Climatic Box	No No
Additional Path Loss [dB]	0.5
Switched Path	EUT - SignalingUnit - SpectrumAnalyzer

Test Equipment	
Signal analyzer,Rohde&Schwarz,FSV-40,1307.9002K40/101042,3.70	
Switch matrix,CTCadvanced,SPM-4 NI DAQ,28016133,NI	

Test at TX 5530 MHz

RESULT: Reference Power cond.

Test Description	Lower Limit	Upper Limit	Measured	Unit	Verdict
Ref. Power 1MHz/1MHz cond.	---	---	9.10	dBm	INFO
Ref. Frequency	---	---	5525.400	MHz	INFO

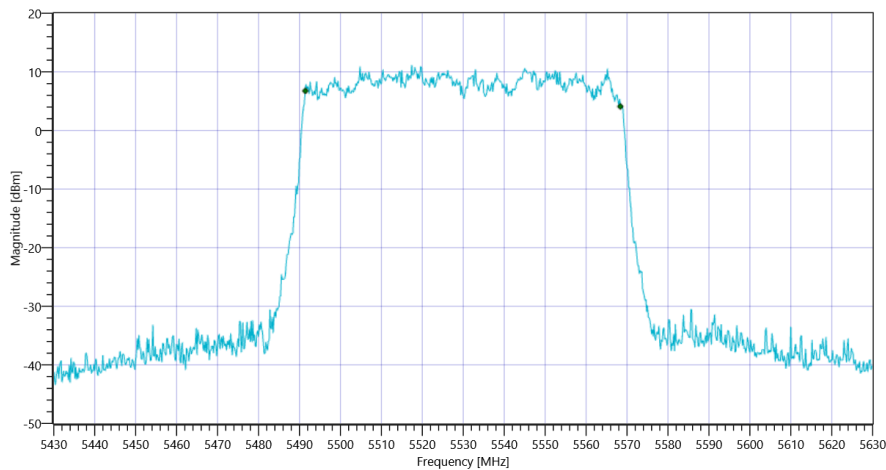
READ SA SETTINGS:

RefLevel [dBm] RefLevelOffset [dB] InpAtt [dB]	17.10 17.77 15
Start [MHz] Stop [MHz]	5430.000 5630.000
RBW [MHz] VBW [MHz]	1.000000 5.000000
Detector TraceMode	POS MAXH
Sweep: Time [ms] Count Points per Section Type	1 2500 1001 SWE

RESULT

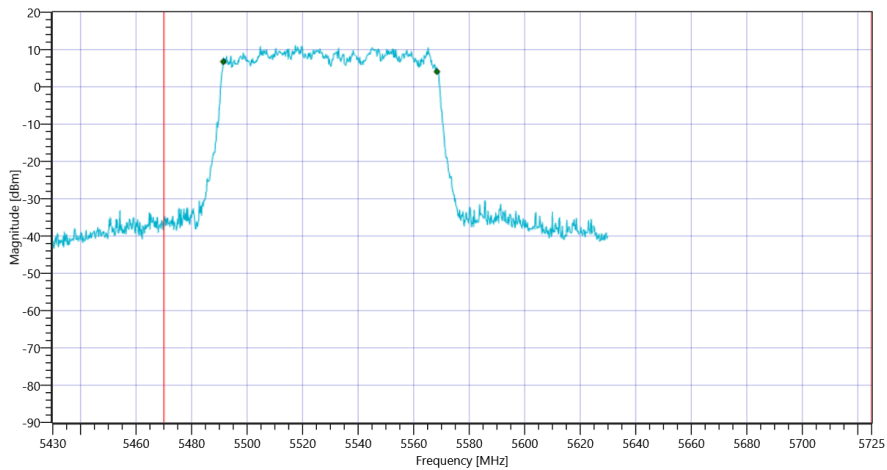
Test Description	Lower Limit	Upper Limit	Measured	Unit	Verdict
Bandwidth 99%	---	---	76.923	MHz	INFO
T1 99%	5470.000000	---	5491.4386	MHz	PASS since U-NII-3 is supported
T2 99%	---	5725.000000	5568.3616	MHz	

Plot: Bandwidth only



FCC Part 15.407 & ISSED Bandwidths ~ WLAN5Gx ax-HE80 U-NII-2C 99PCT

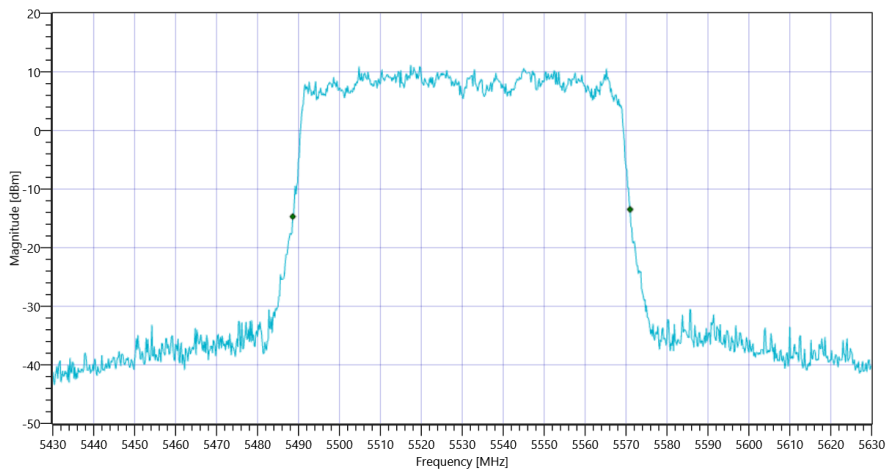
Plot: Bandwidth within Band



FCC Part 15.407 & ISSED Bandwidths ~ WLAN5Gx ax-HE80 U-NII-2C

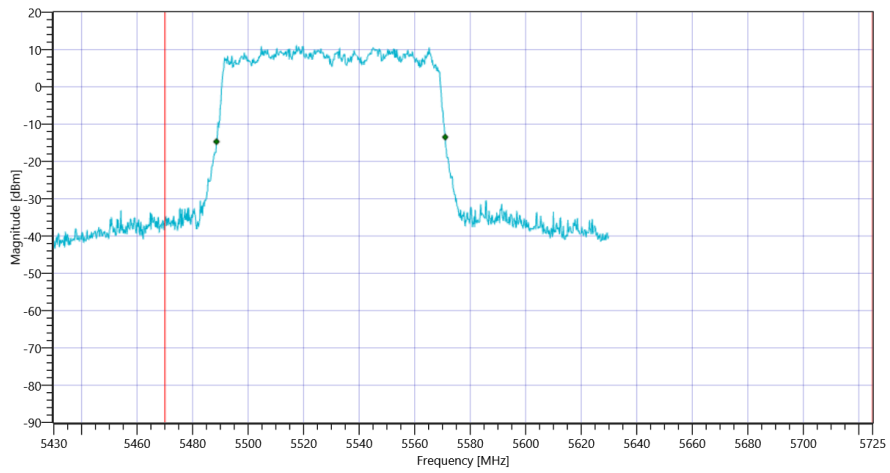
RESULT					
Test Description	Lower Limit	Upper Limit	Measured	Unit	Verdict
Bandwidth 20dB	---	---	82.4	MHz	INFO
T1 26dB	5470.000000	---	5488.6000	MHz	PASS since U-NII-3 is supported
T2 26dB	---	5725.000000	5571.0000	MHz	

Plot: Bandwidth only



FCC Part 15.407 & ISSED Bandwidths ~ WLAN5Gx ax-HE80 U-NII-2C 26dB

Plot: Bandwidth within Band



FCC Part 15.407 & ISSED Bandwidths ~ WLAN5Gx ax-HE80 U-NII-2C

General verdict

PASS

FCC Part 15.407 & ISED Bandwidths ~ WLAN5Gx ax-HE80 U-NII-2C

Test References	
TC Start	30.03.2022 12:00:19
Ambit Temp [°C] Humidity [rel%]	25.3 32
System Version	3.0.5.9
Test Specification	FCC Part 15.407 & ISET RSS-GEN
Test Method	26dB Bandwidth KDB789033 D02, C.1 / ISED RSS-GEN
TC Version	0.0.1
My Description	FCC 15.407 Bandwidths - WLAN5Gx ax-HE80 U-NII-2C
Add. Information	

EUT Common Settings WLAN5Gx	
Number of Antenna Ports	4
User Interaction	No
Device Class UNII_1	AP indoor

Test Parameter	
Technology to test	WLAN5Gx ax-HE80 U-NII-2C
Antenna Port used	3
Temperature	nom
Voltage	nom
Frequency low to test	True Freq [MHz] 5530
Frequency mid to test	False Freq [MHz] 5610
Frequency high to test	False Freq [MHz] 5690
Auto Control enabled Power Supply Climatic Box	No No
Additional Path Loss [dB]	0.5
Switched Path	EUT - SignalingUnit - SpectrumAnalyzer

Test Equipment	
Signal analyzer,Rohde&Schwarz,FSV-40,1307.9002K40/101042,3.70	
Switch matrix,CTCadvanced,SPM-4 NI DAQ,28016133,NI	

Test at TX 5530 MHz

RESULT: Reference Power cond.

Test Description	Lower Limit	Upper Limit	Measured	Unit	Verdict
Ref. Power 1MHz/1MHz cond.	---	---	8.12	dBm	INFO
Ref. Frequency	---	---	5533.800	MHz	INFO

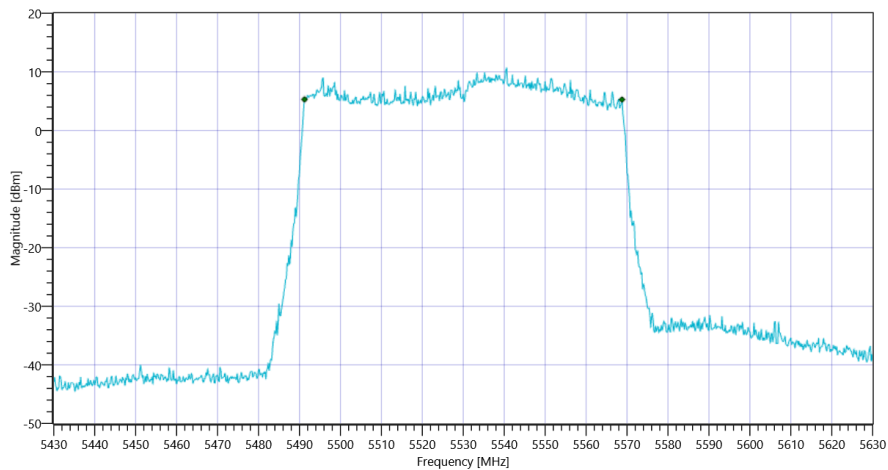
READ SA SETTINGS:

RefLevel [dBm] RefLevelOffset [dB] InpAtt [dB]	16.12 17.77 15
Start [MHz] Stop [MHz]	5430.000 5630.000
RBW [MHz] VBW [MHz]	1.000000 5.000000
Detector TraceMode	POS MAXH
Sweep: Time [ms] Count Points per Section Type	1 2500 1001 SWE

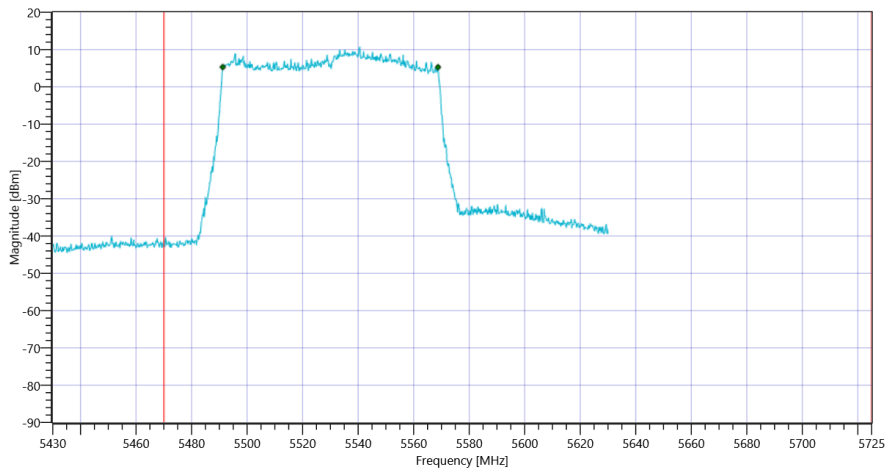
RESULT

Test Description	Lower Limit	Upper Limit	Measured	Unit	Verdict
Bandwidth 99%	---	---	77.522	MHz	INFO
T1 99%	5470.000000	---	5491.2388	MHz	PASS since U-NII-3 is supported
T2 99%	---	5725.000000	5568.7612	MHz	

Plot: Bandwidth only



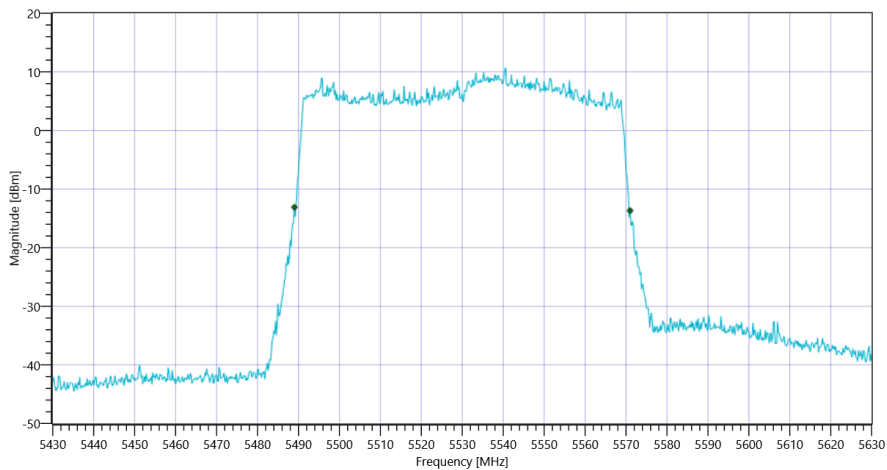
Plot: Bandwidth within Band



FCC Part 15.407 & ISSED Bandwidths ~ WLAN5Gx ax-HE80 U-NII-2C

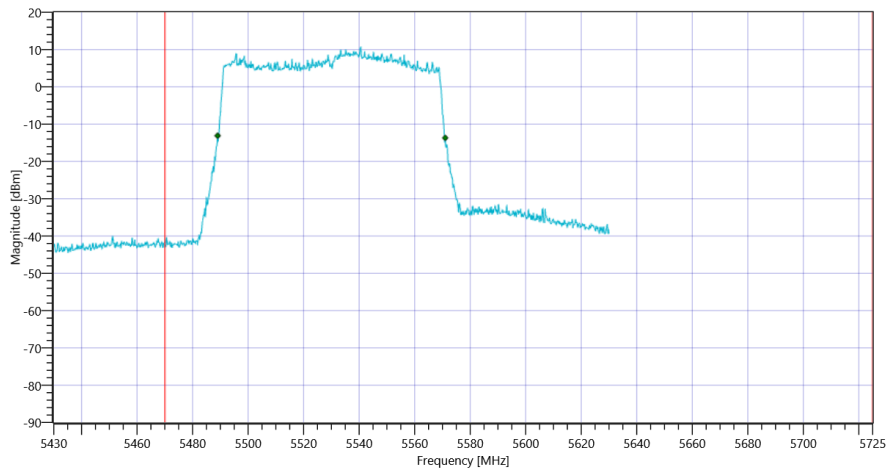
RESULT					
Test Description	Lower Limit	Upper Limit	Measured	Unit	Verdict
Bandwidth 20dB	---	---	82	MHz	INFO
T1 26dB	5470.000000	---	5489.0000	MHz	PASS since U-NII-3 is supported
T2 26dB	---	5725.000000	5571.0000	MHz	

Plot: Bandwidth only



FCC Part 15.407 & ISSED Bandwidths ~ WLAN5Gx ax-HE80 U-NII-2C 26dB

Plot: Bandwidth within Band



FCC Part 15.407 & ISSED Bandwidths ~ WLAN5Gx ax-HE80 U-NII-2C

General verdict

PASS

FCC Part 15.407 & ISED Bandwidths ~ WLAN5Gx ax-HE80 U-NII-2C

Test References	
TC Start	30.03.2022 11:55:14
Ambit Temp [°C] Humidity [rel%]	25.3 32
System Version	3.0.5.9
Test Specification	FCC Part 15.407 & ISET RSS-GEN
Test Method	26dB Bandwidth KDB789033 D02, C.1 / ISED RSS-GEN
TC Version	0.0.1
My Description	FCC 15.407 Bandwidths - WLAN5Gx ax-HE80 U-NII-2C
Add. Information	

EUT Common Settings WLAN5Gx	
Number of Antenna Ports	4
User Interaction	No
Device Class UNII_1	AP indoor

Test Parameter	
Technology to test	WLAN5Gx ax-HE80 U-NII-2C
Antenna Port used	2
Temperature	nom
Voltage	nom
Frequency low to test	True Freq [MHz] 5530
Frequency mid to test	False Freq [MHz] 5610
Frequency high to test	False Freq [MHz] 5690
Auto Control enabled Power Supply Climatic Box	No No
Additional Path Loss [dB]	0.5
Switched Path	EUT - SignalingUnit - SpectrumAnalyzer

Test Equipment	
Signal analyzer,Rohde&Schwarz,FSV-40,1307.9002K40/101042,3.70	
Switch matrix,CTCadvanced,SPM-4 NI DAQ,28016133,NI	

Test at TX 5530 MHz

RESULT: Reference Power cond.

Test Description	Lower Limit	Upper Limit	Measured	Unit	Verdict
Ref. Power 1MHz/1MHz cond.	---	---	7.73	dBm	INFO
Ref. Frequency	---	---	5538.590	MHz	INFO

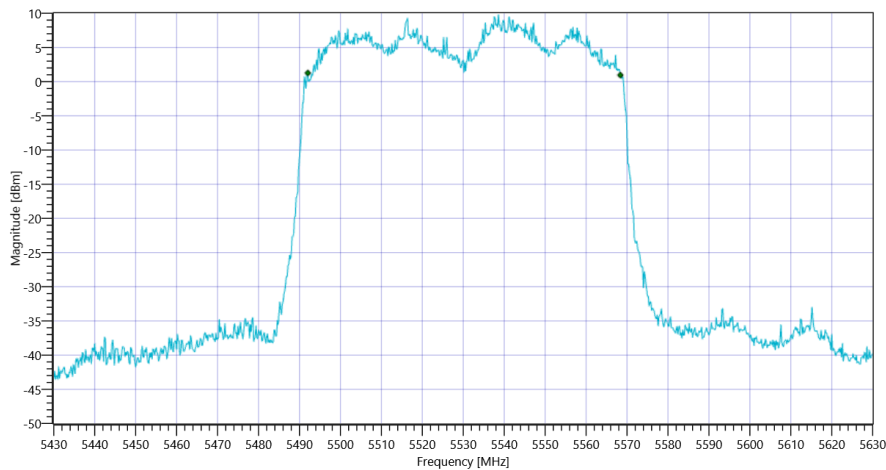
READ SA SETTINGS:

RefLevel [dBm] RefLevelOffset [dB] InpAtt [dB]	15.73 17.77 15
Start [MHz] Stop [MHz]	5430.000 5630.000
RBW [MHz] VBW [MHz]	1.000000 5.000000
Detector TraceMode	POS MAXH
Sweep: Time [ms] Count Points per Section Type	1 2500 1001 SWE

RESULT

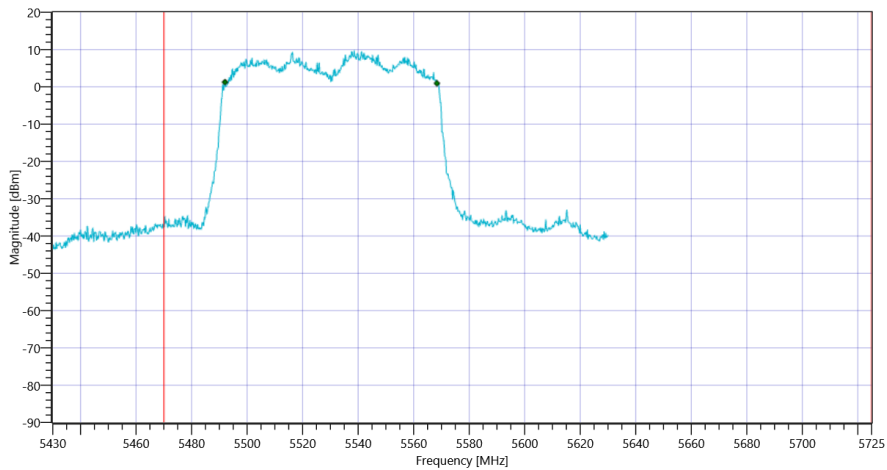
Test Description	Lower Limit	Upper Limit	Measured	Unit	Verdict
Bandwidth 99%	---	---	76.324	MHz	INFO
T1 99%	5470.000000	---	5492.0380	MHz	PASS since U-NII-3 is supported
T2 99%	---	5725.000000	5568.3616	MHz	

Plot: Bandwidth only



FCC Part 15.407 & ISSED Bandwidths ~ WLAN5Gx ax-HE80 U-NII-2C 99PCT

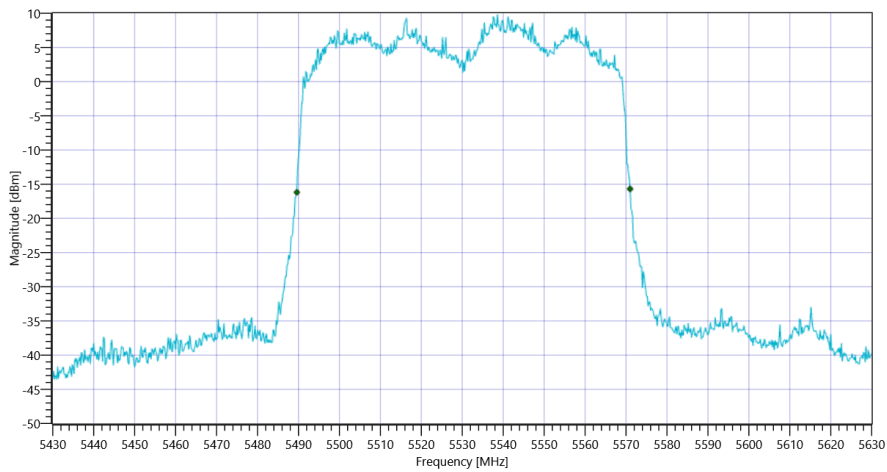
Plot: Bandwidth within Band



FCC Part 15.407 & ISSED Bandwidths ~ WLAN5Gx ax-HE80 U-NII-2C

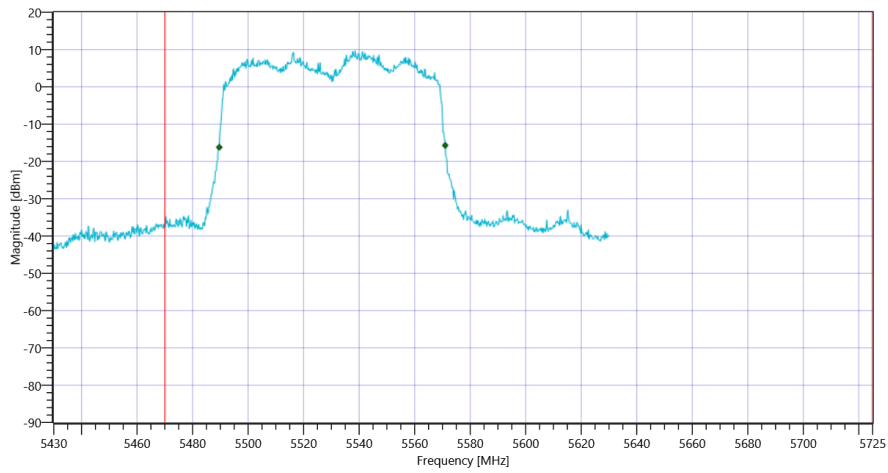
RESULT					
Test Description	Lower Limit	Upper Limit	Measured	Unit	Verdict
Bandwidth 20dB	---	---	81.4	MHz	INFO
T1 26dB	5470.000000	---	5489.6000	MHz	PASS since U-NII-3 is supported
T2 26dB	---	5725.000000	5571.0000	MHz	

Plot: Bandwidth only



FCC Part 15.407 & ISSED Bandwidths ~ WLAN5Gx ax-HE80 U-NII-2C 26dB

Plot: Bandwidth within Band



FCC Part 15.407 & ISSED Bandwidths ~ WLAN5Gx ax-HE80 U-NII-2C

General verdict

PASS

FCC Part 15.407 & ISED Bandwidths ~ WLAN5Gx ax-HE80 U-NII-2C

Test References	
TC Start	30.03.2022 11:50:11
Ambit Temp [°C] Humidity [rel%]	25.3 32
System Version	3.0.5.9
Test Specification	FCC Part 15.407 & ISET RSS-GEN
Test Method	26dB Bandwidth KDB789033 D02, C.1 / ISED RSS-GEN
TC Version	0.0.1
My Description	FCC 15.407 Bandwidths - WLAN5Gx ax-HE80 U-NII-2C
Add. Information	

EUT Common Settings WLAN5Gx	
Number of Antenna Ports	4
User Interaction	No
Device Class UNII_1	AP indoor

Test Parameter	
Technology to test	WLAN5Gx ax-HE80 U-NII-2C
Antenna Port used	1
Temperature	nom
Voltage	nom
Frequency low to test	True Freq [MHz] 5530
Frequency mid to test	False Freq [MHz] 5610
Frequency high to test	False Freq [MHz] 5690
Auto Control enabled Power Supply Climatic Box	No No
Additional Path Loss [dB]	0.5
Switched Path	EUT - SignalingUnit - SpectrumAnalyzer

Test Equipment	
Signal analyzer,Rohde&Schwarz,FSV-40,1307.9002K40/101042,3.70	
Switch matrix,CTCadvanced,SPM-4 NI DAQ,28016133,NI	

Test at TX 5530 MHz

RESULT: Reference Power cond.

Test Description	Lower Limit	Upper Limit	Measured	Unit	Verdict
Ref. Power 1MHz/1MHz cond.	---	---	7.81	dBm	INFO
Ref. Frequency	---	---	5542.390	MHz	INFO

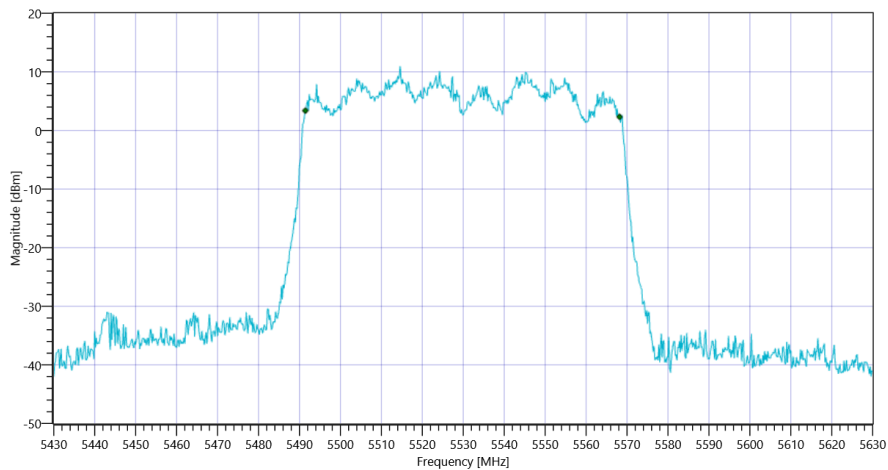
READ SA SETTINGS:

RefLevel [dBm] RefLevelOffset [dB] InpAtt [dB]	15.81 17.77 15
Start [MHz] Stop [MHz]	5430.000 5630.000
RBW [MHz] VBW [MHz]	1.000000 5.000000
Detector TraceMode	POS MAXH
Sweep: Time [ms] Count Points per Section Type	1 2500 1001 SWE

RESULT

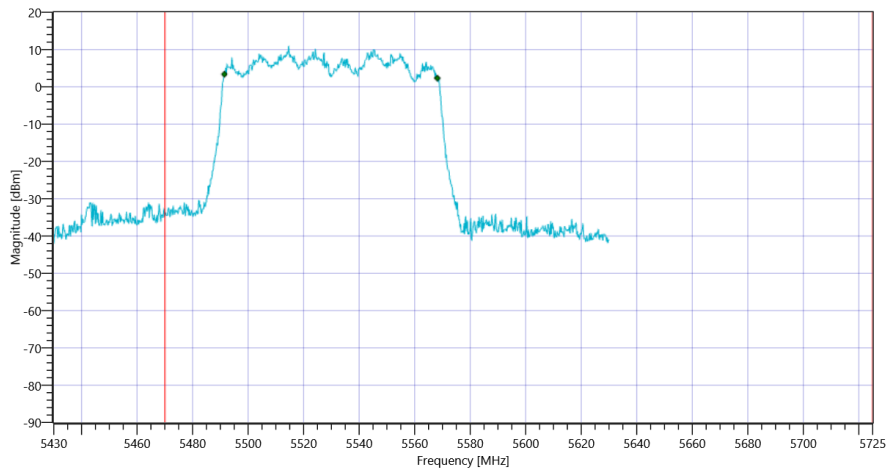
Test Description	Lower Limit	Upper Limit	Measured	Unit	Verdict
Bandwidth 99%	---	---	76.723	MHz	INFO
T1 99%	5470.000000	---	5491.4386	MHz	PASS since U-NII-3 is supported
T2 99%	---	5725.000000	5568.1618	MHz	

Plot: Bandwidth only



FCC Part 15.407 & ISSED Bandwidths ~ WLAN5Gx ax-HE80 U-NII-2C 99PCT

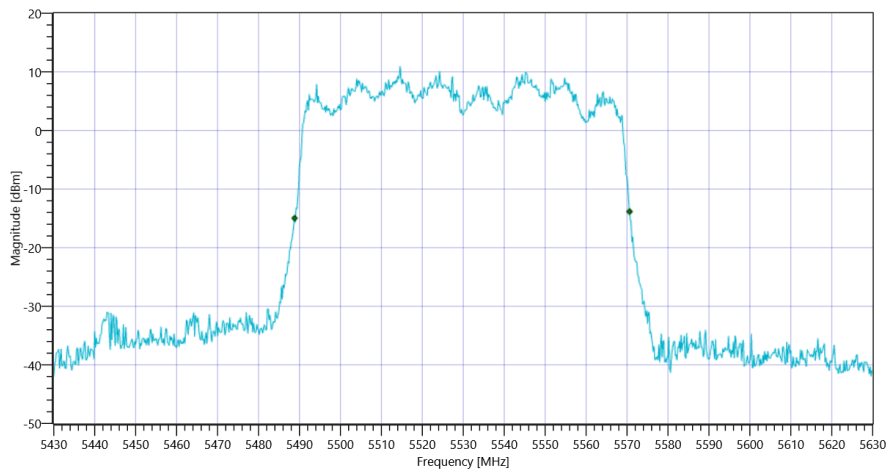
Plot: Bandwidth within Band



FCC Part 15.407 & ISSED Bandwidths ~ WLAN5Gx ax-HE80 U-NII-2C

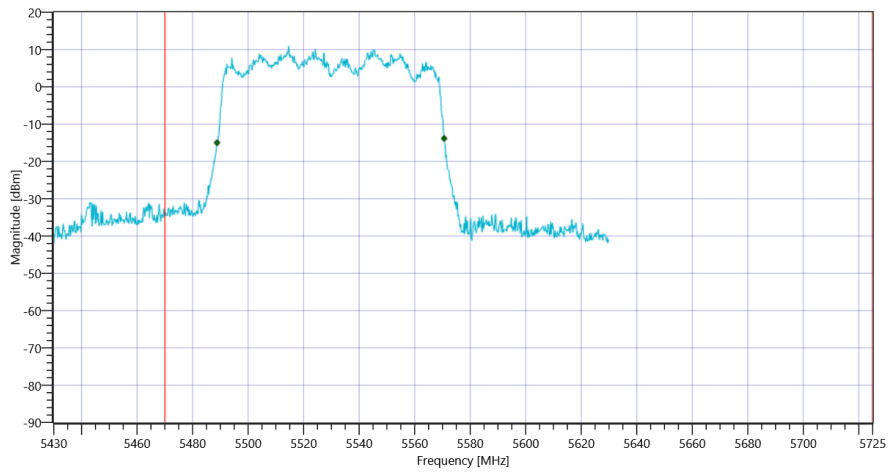
RESULT					
Test Description	Lower Limit	Upper Limit	Measured	Unit	Verdict
Bandwidth 20dB	---	---	81.8	MHz	INFO
T1 26dB	5470.000000	---	5488.8000	MHz	PASS since U-NII-3 is supported
T2 26dB	---	5725.000000	5570.6000	MHz	

Plot: Bandwidth only



FCC Part 15.407 & ISSED Bandwidths ~ WLAN5Gx ax-HE80 U-NII-2C 26dB

Plot: Bandwidth within Band



FCC Part 15.407 & ISSED Bandwidths ~ WLAN5Gx ax-HE80 U-NII-2C

General verdict

PASS

FCC Part 15.407 & ISED Bandwidths ~ WLAN5Gx ax-HE80 U-NII-2A

Test References	
TC Start	30.03.2022 11:44:40
Ambit Temp [°C] Humidity [rel%]	25.3 32
System Version	3.0.5.9
Test Specification	FCC Part 15.407 & ISET RSS-GEN
Test Method	26dB Bandwidth KDB789033 D02, C.1 / ISED RSS-GEN
TC Version	0.0.1
My Description	FCC 15.407 Bandwidths - WLAN5Gx ax-HE80 U-NII-2A
Add. Information	

EUT Common Settings WLAN5Gx	
Number of Antenna Ports	4
User Interaction	No
Device Class UNII_1	AP indoor

Test Parameter	
Technology to test	WLAN5Gx ax-HE80 U-NII-2A
Antenna Port used	4
Temperature	nom
Voltage	nom
Frequency low to test	False Freq [MHz] 0
Frequency mid to test	True Freq [MHz] 5290
Frequency high to test	False Freq [MHz] 0
Auto Control enabled Power Supply Climatic Box	No No
Additional Path Loss [dB]	0.5
Switched Path	EUT - SignalingUnit - SpectrumAnalyzer

Test Equipment	
Signal analyzer,Rohde&Schwarz,FSV-40,1307.9002K40/101042,3.70	
Switch matrix,CTCadvanced,SPM-4 NI DAQ,28016133,NI	

Test at TX 5290 MHz

RESULT: Reference Power cond.

Test Description	Lower Limit	Upper Limit	Measured	Unit	Verdict
Ref. Power 1MHz/1MHz cond.	---	---	8.51	dBm	INFO
Ref. Frequency	---	---	5278.810	MHz	INFO

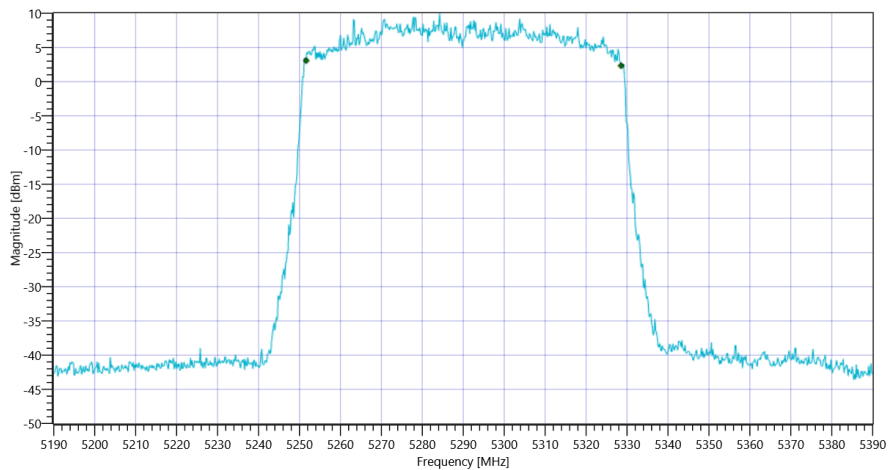
READ SA SETTINGS:

RefLevel [dBm] RefLevelOffset [dB] InpAtt [dB]	16.51 17.67 15
Start [MHz] Stop [MHz]	5190.000 5390.000
RBW [MHz] VBW [MHz]	1.000000 5.000000
Detector TraceMode	POS MAXH
Sweep: Time [ms] Count Points per Section Type	1 2500 1001 SWE

RESULT

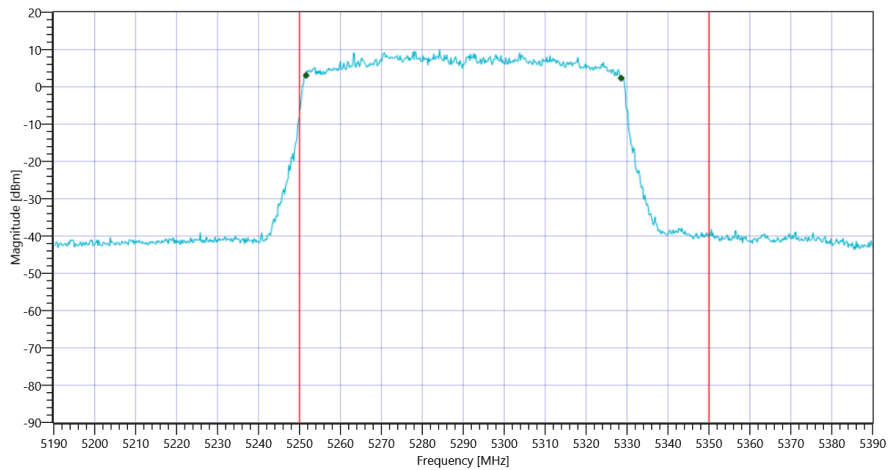
Test Description	Lower Limit	Upper Limit	Measured	Unit	Verdict
Bandwidth 99%	---	---	76.923	MHz	INFO
T1 99%	5250.000000	---	5251.6384	MHz	PASS since U-NII-1 is supported
T2 99%	---	5350.000000	5328.5614	MHz	PASS

Plot: Bandwidth only



FCC Part 15.407 & ISED Bandwidths ~ WLAN5Gx ax-HE80 U-NII-2A 99PCT

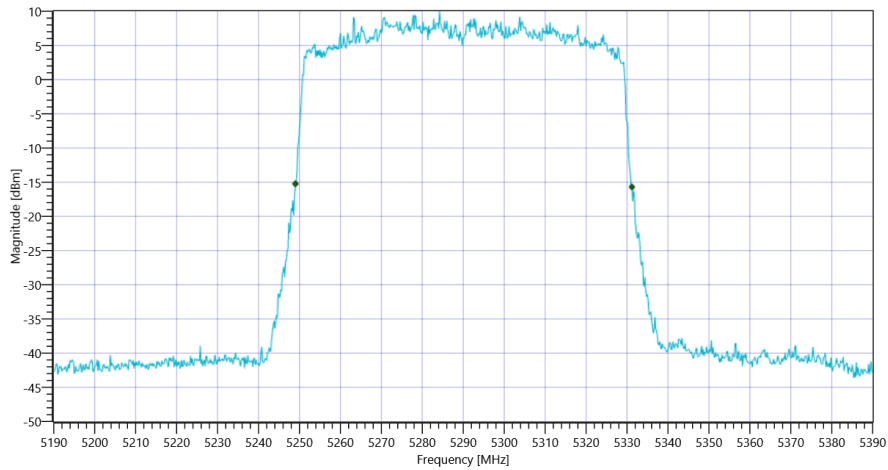
Plot: Bandwidth within Band



FCC Part 15.407 & ISSED Bandwidths ~ WLAN5Gx ax-HE80 U-NII-2A

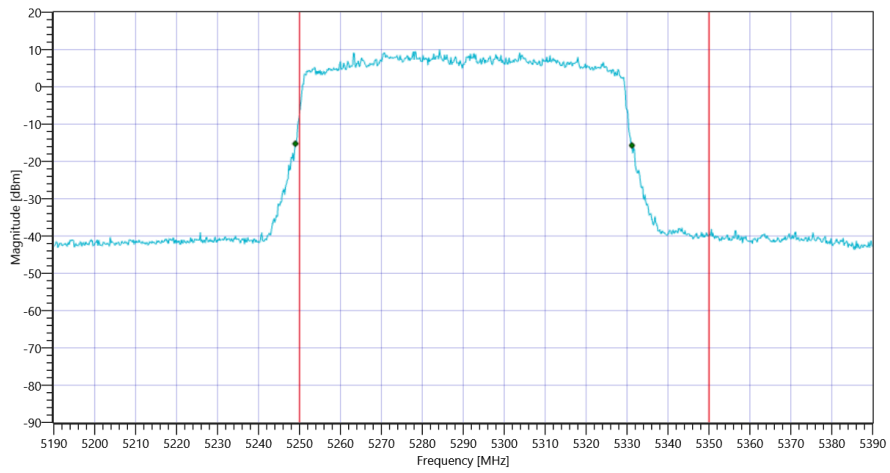
RESULT					
Test Description	Lower Limit	Upper Limit	Measured	Unit	Verdict
Bandwidth 20dB	---	---	82.2	MHz	INFO
T1 26dB	5250.000000	---	5249.0000	MHz	PASS since U-NII-1 is supported
T2 26dB	---	5350.000000	5331.2000	MHz	PASS

Plot: Bandwidth only



FCC Part 15.407 & ISSED Bandwidths ~ WLAN5Gx ax-HE80 U-NII-2A 26dB

Plot: Bandwidth within Band



FCC Part 15.407 & ISSED Bandwidths ~ WLAN5Gx ax-HE80 U-NII-2A

General verdict

PASS

FCC Part 15.407 & ISED Bandwidths ~ WLAN5Gx ax-HE80 U-NII-2A

Test References	
TC Start	30.03.2022 11:39:29
Ambit Temp [°C] Humidity [rel%]	25.3 32
System Version	3.0.5.9
Test Specification	FCC Part 15.407 & ISET RSS-GEN
Test Method	26dB Bandwidth KDB789033 D02, C.1 / ISED RSS-GEN
TC Version	0.0.1
My Description	FCC 15.407 Bandwidths - WLAN5Gx ax-HE80 U-NII-2A
Add. Information	

EUT Common Settings WLAN5Gx	
Number of Antenna Ports	4
User Interaction	No
Device Class UNII_1	AP indoor

Test Parameter	
Technology to test	WLAN5Gx ax-HE80 U-NII-2A
Antenna Port used	3
Temperature	nom
Voltage	nom
Frequency low to test	False Freq [MHz] 0
Frequency mid to test	True Freq [MHz] 5290
Frequency high to test	False Freq [MHz] 0
Auto Control enabled Power Supply Climatic Box	No No
Additional Path Loss [dB]	0.5
Switched Path	EUT - SignalingUnit - SpectrumAnalyzer

Test Equipment	
Signal analyzer,Rohde&Schwarz,FSV-40,1307.9002K40/101042,3.70	
Switch matrix,CTCadvanced,SPM-4 NI DAQ,28016133,NI	

Test at TX 5290 MHz

RESULT: Reference Power cond.

Test Description	Lower Limit	Upper Limit	Measured	Unit	Verdict
Ref. Power 1MHz/1MHz cond.	---	---	9.08	dBm	INFO
Ref. Frequency	---	---	5285.000	MHz	INFO

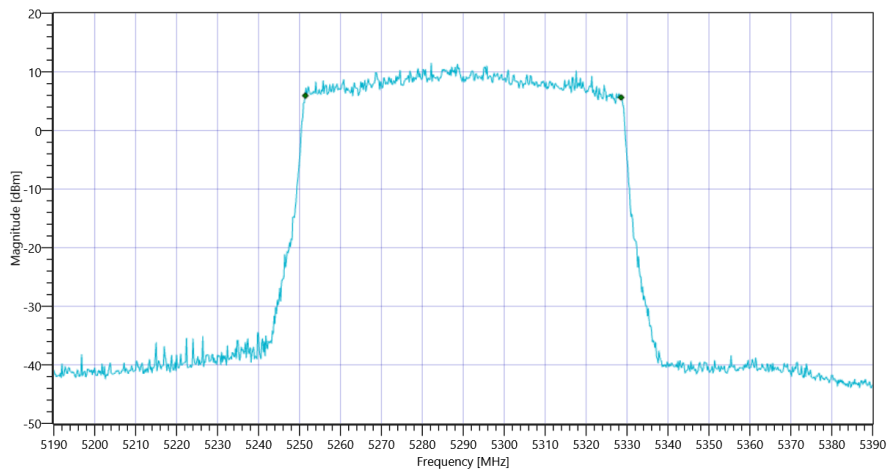
READ SA SETTINGS:

RefLevel [dBm] RefLevelOffset [dB] InpAtt [dB]	17.08 17.67 15
Start [MHz] Stop [MHz]	5190.000 5390.000
RBW [MHz] VBW [MHz]	1.000000 5.000000
Detector TraceMode	POS MAXH
Sweep: Time [ms] Count Points per Section Type	1 2500 1001 SWE

RESULT

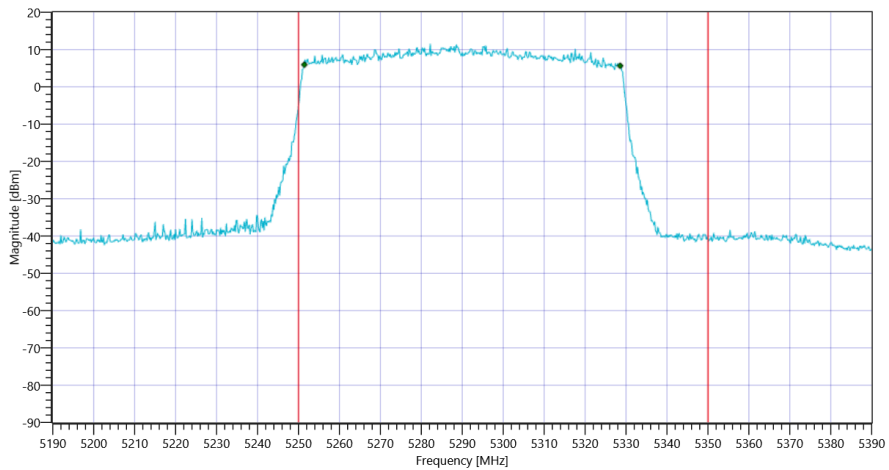
Test Description	Lower Limit	Upper Limit	Measured	Unit	Verdict
Bandwidth 99%	---	---	77.123	MHz	INFO
T1 99%	5250.000000	---	5251.4386	MHz	PASS since U-NII-1 is supported
T2 99%	---	5350.000000	5328.5614	MHz	PASS

Plot: Bandwidth only



FCC Part 15.407 & ISSED Bandwidths ~ WLAN5Gx ax-HE80 U-NII-2A 99PCT

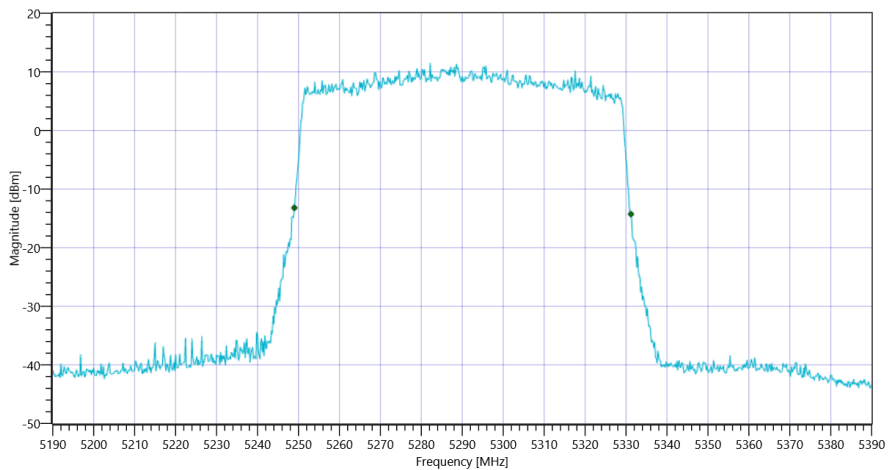
Plot: Bandwidth within Band



FCC Part 15.407 & ISED Bandwidths ~ WLAN5Gx ax-HE80 U-NII-2A

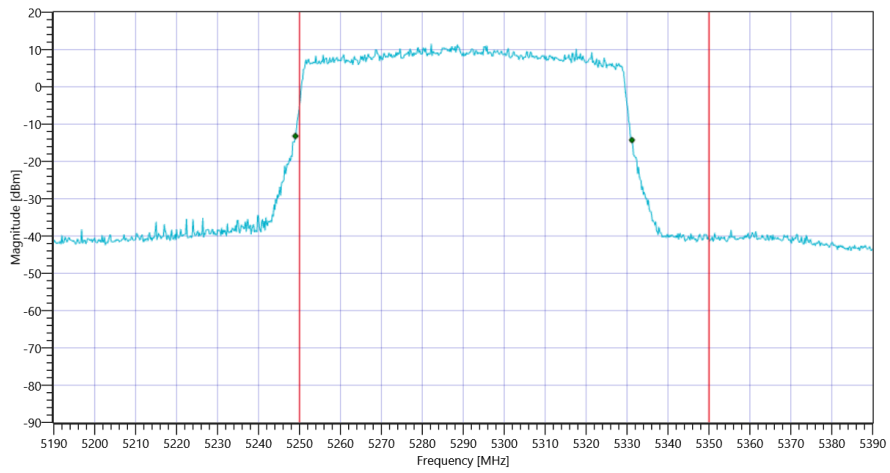
RESULT					
Test Description	Lower Limit	Upper Limit	Measured	Unit	Verdict
Bandwidth 20dB	---	---	82.2	MHz	INFO
T1 26dB	5250.000000	---	5249.0000	MHz	PASS since U-NII-1 is supported
T2 26dB	---	5330.000000	5331.2000	MHz	PASS

Plot: Bandwidth only



FCC Part 15.407 & ISED Bandwidths ~ WLAN5Gx ax-HE80 U-NII-2A 26dB

Plot: Bandwidth within Band



FCC Part 15.407 & ISSED Bandwidths ~ WLAN5Gx ax-HE80 U-NII-2A

General verdict

PASS

FCC Part 15.407 & ISED Bandwidths ~ WLAN5Gx ax-HE80 U-NII-2A

Test References	
TC Start	30.03.2022 11:34:18
Ambit Temp [°C] Humidity [rel%]	25.3 32
System Version	3.0.5.9
Test Specification	FCC Part 15.407 & ISET RSS-GEN
Test Method	26dB Bandwidth KDB789033 D02, C.1 / ISED RSS-GEN
TC Version	0.0.1
My Description	FCC 15.407 Bandwidths - WLAN5Gx ax-HE80 U-NII-2A
Add. Information	

EUT Common Settings WLAN5Gx	
Number of Antenna Ports	4
User Interaction	No
Device Class UNII_1	AP indoor

Test Parameter	
Technology to test	WLAN5Gx ax-HE80 U-NII-2A
Antenna Port used	2
Temperature	nom
Voltage	nom
Frequency low to test	False Freq [MHz] 0
Frequency mid to test	True Freq [MHz] 5290
Frequency high to test	False Freq [MHz] 0
Auto Control enabled Power Supply Climatic Box	No No
Additional Path Loss [dB]	0.5
Switched Path	EUT - SignalingUnit - SpectrumAnalyzer

Test Equipment	
Signal analyzer,Rohde&Schwarz,FSV-40,1307.9002K40/101042,3.70	
Switch matrix,CTCadvanced,SPM-4 NI DAQ,28016133,NI	

Test at TX 5290 MHz

RESULT: Reference Power cond.

Test Description	Lower Limit	Upper Limit	Measured	Unit	Verdict
Ref. Power 1MHz/1MHz cond.	---	---	7.50	dBm	INFO
Ref. Frequency	---	---	5267.620	MHz	INFO

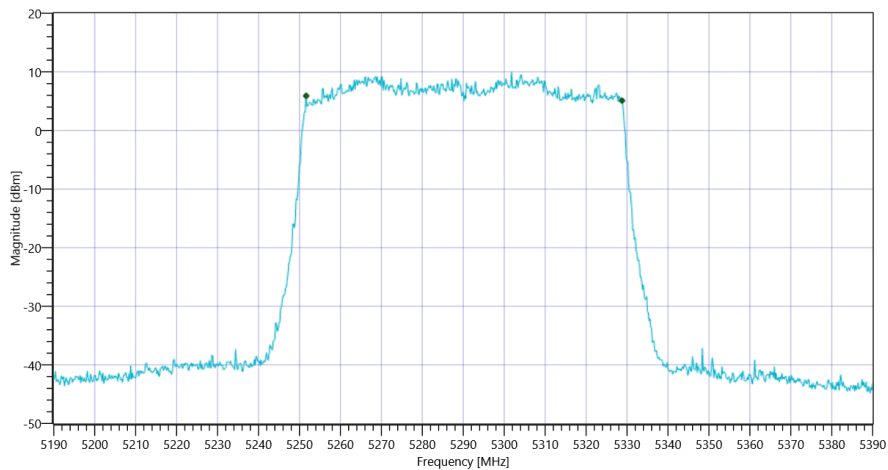
READ SA SETTINGS:

RefLevel [dBm] RefLevelOffset [dB] InpAtt [dB]	15.50 17.67 15
Start [MHz] Stop [MHz]	5190.000 5390.000
RBW [MHz] VBW [MHz]	1.000000 5.000000
Detector TraceMode	POS MAXH
Sweep: Time [ms] Count Points per Section Type	1 2500 1001 SWE

RESULT

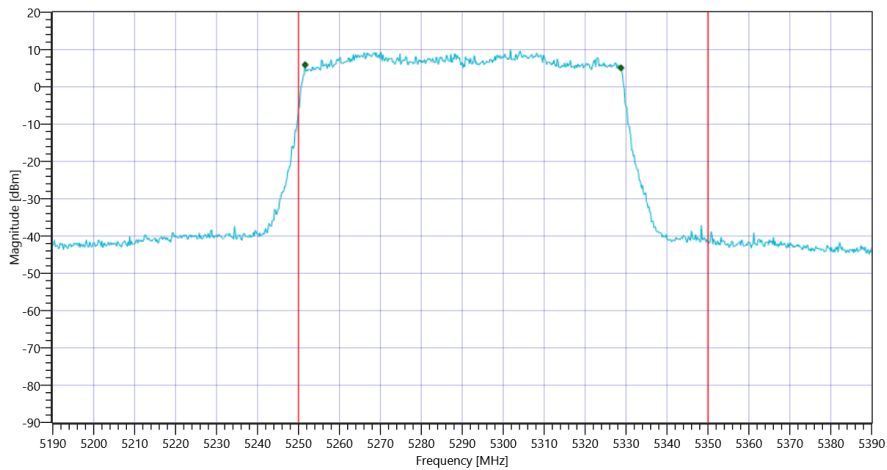
Test Description	Lower Limit	Upper Limit	Measured	Unit	Verdict
Bandwidth 99%	---	---	77.123	MHz	INFO
T1 99%	5250.000000	---	5251.6384	MHz	PASS since U-NII-1 is supported
T2 99%	---	5350.000000	5328.7612	MHz	PASS

Plot: Bandwidth only



FCC Part 15.407 & ISSED Bandwidths ~ WLAN5Gx ax-HE80 U-NII-2A 99PCT

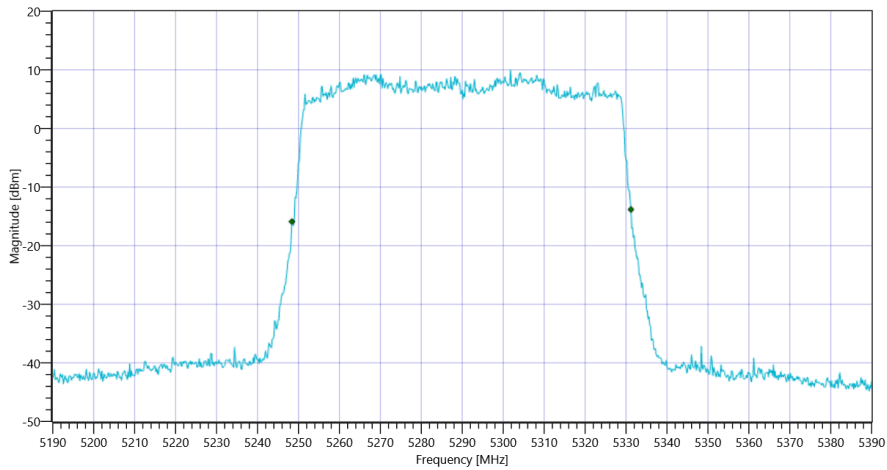
Plot: Bandwidth within Band



FCC Part 15.407 & ISSED Bandwidths ~ WLAN5Gx ax-HE80 U-NII-2A

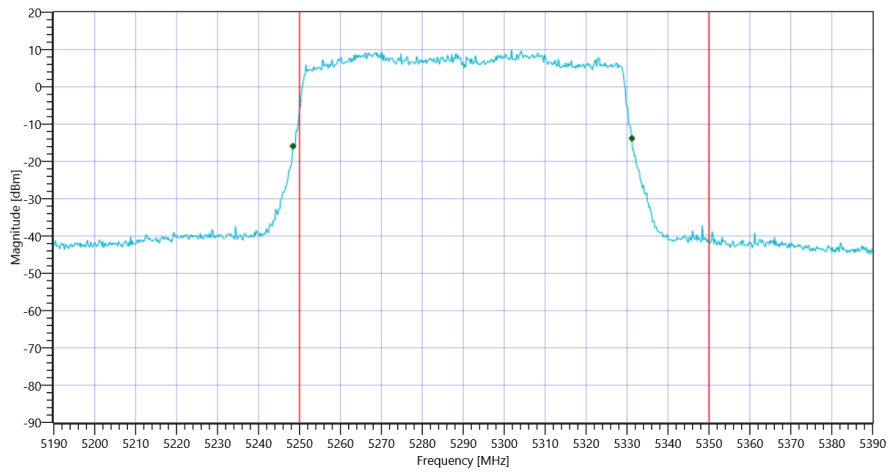
RESULT					
Test Description	Lower Limit	Upper Limit	Measured	Unit	Verdict
Bandwidth 20dB	---	---	82.8	MHz	INFO
T1 26dB	5250.000000	---	5248.4000	MHz	PASS since U-NII-1 is supported
T2 26dB	---	5350.000000	5331.2000	MHz	PASS

Plot: Bandwidth only



FCC Part 15.407 & ISSED Bandwidths ~ WLAN5Gx ax-HE80 U-NII-2A 26dB

Plot: Bandwidth within Band



FCC Part 15.407 & ISSED Bandwidths ~ WLAN5Gx ax-HE80 U-NII-2A

General verdict

PASS

FCC Part 15.407 & ISED Bandwidths ~ WLAN5Gx ax-HE80 U-NII-2A

Test References	
TC Start	30.03.2022 11:29:07
Ambit Temp [°C] Humidity [rel%]	25.3 32
System Version	3.0.5.9
Test Specification	FCC Part 15.407 & ISET RSS-GEN
Test Method	26dB Bandwidth KDB789033 D02, C.1 / ISED RSS-GEN
TC Version	0.0.1
My Description	FCC 15.407 Bandwidths - WLAN5Gx ax-HE80 U-NII-2A
Add. Information	

EUT Common Settings WLAN5Gx	
Number of Antenna Ports	4
User Interaction	No
Device Class UNII_1	AP indoor

Test Parameter	
Technology to test	WLAN5Gx ax-HE80 U-NII-2A
Antenna Port used	1
Temperature	nom
Voltage	nom
Frequency low to test	False Freq [MHz] 0
Frequency mid to test	True Freq [MHz] 5290
Frequency high to test	False Freq [MHz] 0
Auto Control enabled Power Supply Climatic Box	No No
Additional Path Loss [dB]	0.5
Switched Path	EUT - SignalingUnit - SpectrumAnalyzer

Test Equipment	
Signal analyzer,Rohde&Schwarz,FSV-40,1307.9002K40/101042,3.70	
Switch matrix,CTCadvanced,SPM-4 NI DAQ,28016133,NI	

Test at TX 5290 MHz

RESULT: Reference Power cond.

Test Description	Lower Limit	Upper Limit	Measured	Unit	Verdict
Ref. Power 1MHz/1MHz cond.	---	---	5.29	dBm	INFO
Ref. Frequency	---	---	5301.590	MHz	INFO

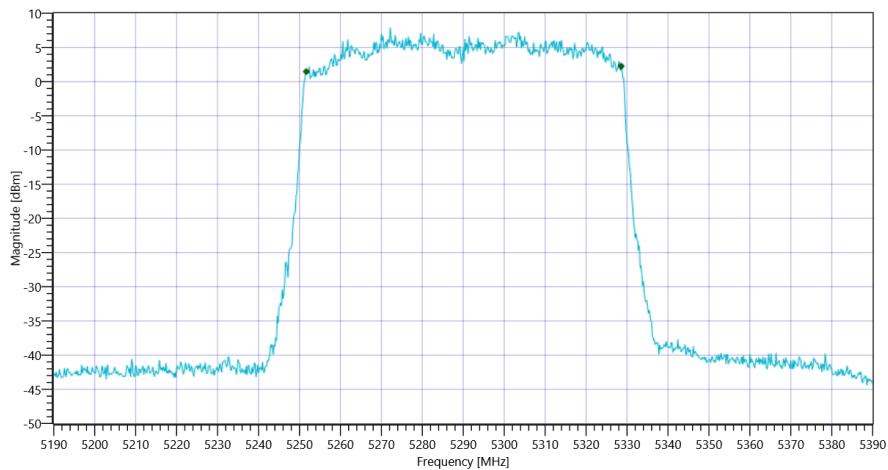
READ SA SETTINGS:

RefLevel [dBm] RefLevelOffset [dB] InpAtt [dB]	13.29 17.67 15
Start [MHz] Stop [MHz]	5190.000 5390.000
RBW [MHz] VBW [MHz]	1.000000 5.000000
Detector TraceMode	POS MAXH
Sweep: Time [ms] Count Points per Section Type	1 2500 1001 SWE

RESULT

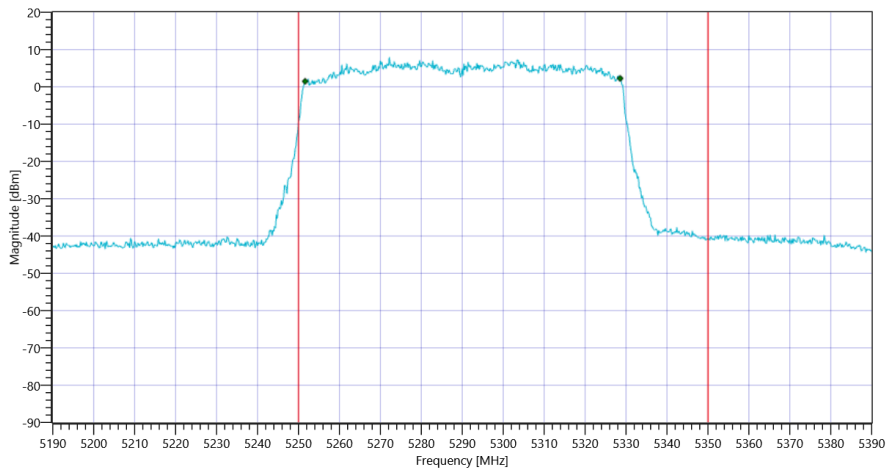
Test Description	Lower Limit	Upper Limit	Measured	Unit	Verdict
Bandwidth 99%	---	---	76.923	MHz	INFO
T1 99%	5250.000000	---	5251.6384	MHz	PASS since U-NII-1 is supported
T2 99%	---	5350.000000	5328.5614	MHz	PASS

Plot: Bandwidth only



FCC Part 15.407 & ISSED Bandwidths ~ WLAN5Gx ax-HE80 U-NII-2A 99PCT

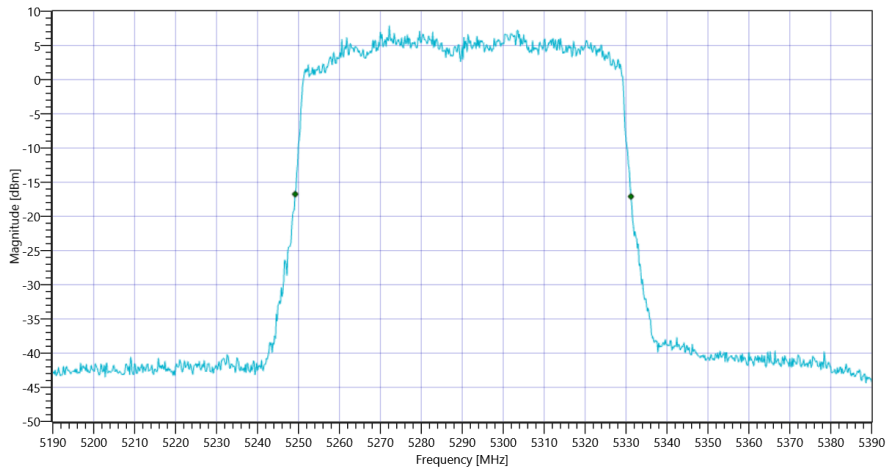
Plot: Bandwidth within Band



FCC Part 15.407 & ISSED Bandwidths ~ WLAN5Gx ax-HE80 U-NII-2A

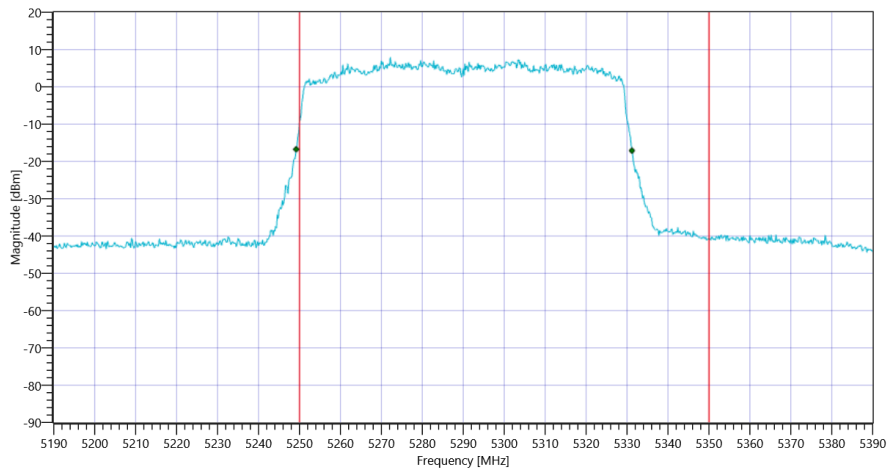
RESULT					
Test Description	Lower Limit	Upper Limit	Measured	Unit	Verdict
Bandwidth 20dB	---	---	82	MHz	INFO
T1 26dB	5250.000000	---	5249.2000	MHz	PASS since U-NII-1 is supported
T2 26dB	---	5350.000000	5331.2000	MHz	PASS

Plot: Bandwidth only



FCC Part 15.407 & ISSED Bandwidths ~ WLAN5Gx ax-HE80 U-NII-2A 26dB

Plot: Bandwidth within Band



FCC Part 15.407 & ISSED Bandwidths ~ WLAN5Gx ax-HE80 U-NII-2A

General verdict

PASS

FCC Part 15.407 & ISED Bandwidths ~ WLAN5Gx ax-HE80 U-NII-1

Test References	
TC Start	30.03.2022 11:23:31
Ambit Temp [°C] Humidity [rel%]	25.3 32
System Version	3.0.5.9
Test Specification	FCC Part 15.407 & ISET RSS-GEN
Test Method	26dB Bandwidth KDB789033 D02, C.1 / ISED RSS-GEN
TC Version	0.0.1
My Description	FCC 15.407 Bandwidths - WLAN5Gx ax-HE80 U-NII-1
Add. Information	

EUT Common Settings WLAN5Gx	
Number of Antenna Ports	4
User Interaction	No
Device Class UNII_1	AP indoor

Test Parameter	
Technology to test	WLAN5Gx ax-HE80 U-NII-1
Antenna Port used	4
Temperature	nom
Voltage	nom
Frequency low to test	False Freq [MHz] 0
Frequency mid to test	True Freq [MHz] 5210
Frequency high to test	False Freq [MHz] 0
Auto Control enabled Power Supply Climatic Box	No No
Additional Path Loss [dB]	0.5
Switched Path	EUT - SignalingUnit - SpectrumAnalyzer

Test Equipment	
Signal analyzer,Rohde&Schwarz,FSV-40,1307.9002K40/101042,3.70	
Switch matrix,CTCadvanced,SPM-4 NI DAQ,28016133,NI	

Test at TX 5210 MHz

RESULT: Reference Power cond.

Test Description	Lower Limit	Upper Limit	Measured	Unit	Verdict
Ref. Power 1MHz/1MHz cond.	---	---	11.04	dBm	INFO
Ref. Frequency	---	---	5230.780	MHz	INFO

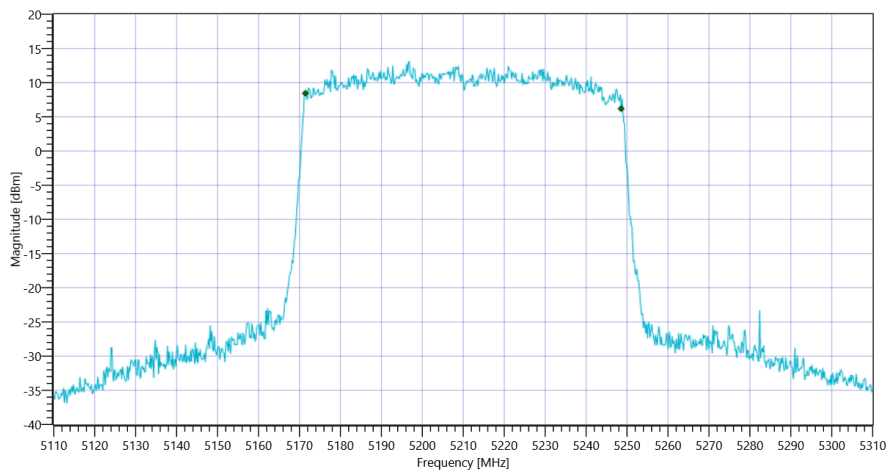
READ SA SETTINGS:

RefLevel [dBm] RefLevelOffset [dB] InpAtt [dB]	19.04 17.09 20
Start [MHz] Stop [MHz]	5110.000 5310.000
RBW [MHz] VBW [MHz]	1.000000 5.000000
Detector TraceMode	POS MAXH
Sweep: Time [ms] Count Points per Section Type	1 2500 1001 SWE

RESULT

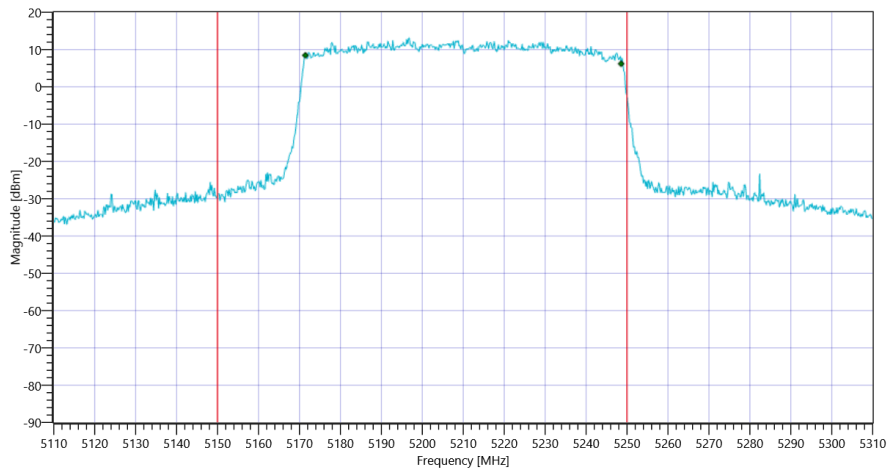
Test Description	Lower Limit	Upper Limit	Measured	Unit	Verdict
Bandwidth 99%	---	---	77.123	MHz	INFO
T1 99%	5150.000000	---	5171.4386	MHz	PASS
T2 99%	---	5250.000000	5248.5614	MHz	PASS

Plot: Bandwidth only



FCC Part 15.407 & ISED Bandwidths ~ WLAN5Gx ax-HE80 U-NII-1 99PCT

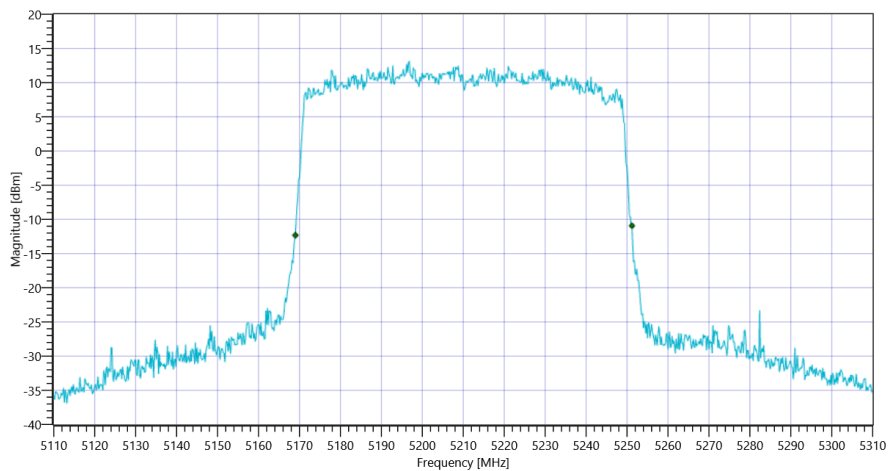
Plot: Bandwidth within Band



FCC Part 15.407 & ISSED Bandwidths ~ WLAN5Gx ax-HE80 U-NII-1

RESULT					
Test Description	Lower Limit	Upper Limit	Measured	Unit	Verdict
Bandwidth 20dB	---	---	82.2	MHz	INFO
T1 26dB	5150.000000	---	5169.0000	MHz	PASS
T2 26dB	---	5250.000000	5251.2000	MHz	DFS required

Plot: Bandwidth only



FCC Part 15.407 & ISSED Bandwidths ~ WLAN5Gx ax-HE80 U-NII-1 26dB

Plot: Bandwidth within Band