

Measurement Results

No.1-3977/22-01-05_Annex_MR_A9

Test logging

This document is electronically signed and valid without handwritten signature.
For verification of the electronic signatures, the public keys can be requested at the testing laboratory.

Test/s performed:

Michael Dorongovski
Lab Manager
Radio Communications

Table of Content

EUT Information	4
FCC Part 15.407 & ISED Bandwidths ~ WLAN5Gx ax-HE40 U-NII-3	5
FCC Part 15.407 & ISED Bandwidths ~ WLAN5Gx ax-HE40 U-NII-3	9
FCC Part 15.407 & ISED Bandwidths ~ WLAN5Gx ax-HE40 U-NII-3	13
FCC Part 15.407 & ISED Bandwidths ~ WLAN5Gx ax-HE40 U-NII-3	17
FCC Part 15.407 & ISED Bandwidths ~ WLAN5Gx ax-HE40 U-NII-3	21
FCC Part 15.407 & ISED Bandwidths ~ WLAN5Gx ax-HE40 U-NII-3	25
FCC Part 15.407 & ISED Bandwidths ~ WLAN5Gx ax-HE40 U-NII-3	29
FCC Part 15.407 & ISED Bandwidths ~ WLAN5Gx ax-HE40 U-NII-3	33
FCC Part 15.407 & ISED Bandwidths ~ WLAN5Gx ax-HE40 U-NII-2C	37
FCC Part 15.407 & ISED Bandwidths ~ WLAN5Gx ax-HE40 U-NII-2C	41
FCC Part 15.407 & ISED Bandwidths ~ WLAN5Gx ax-HE40 U-NII-2C	45
FCC Part 15.407 & ISED Bandwidths ~ WLAN5Gx ax-HE40 U-NII-2C	49
FCC Part 15.407 & ISED Bandwidths ~ WLAN5Gx ax-HE40 U-NII-2C	53
FCC Part 15.407 & ISED Bandwidths ~ WLAN5Gx ax-HE40 U-NII-2C	57
FCC Part 15.407 & ISED Bandwidths ~ WLAN5Gx ax-HE40 U-NII-2C	61
FCC Part 15.407 & ISED Bandwidths ~ WLAN5Gx ax-HE40 U-NII-2C	65
FCC Part 15.407 & ISED Bandwidths ~ WLAN5Gx ax-HE40 U-NII-2C	69
FCC Part 15.407 & ISED Bandwidths ~ WLAN5Gx ax-HE40 U-NII-2C	73
FCC Part 15.407 & ISED Bandwidths ~ WLAN5Gx ax-HE40 U-NII-2C	77
FCC Part 15.407 & ISED Bandwidths ~ WLAN5Gx ax-HE40 U-NII-2C	81
FCC Part 15.407 & ISED Bandwidths ~ WLAN5Gx ax-HE40 U-NII-1	85
FCC Part 15.407 & ISED Bandwidths ~ WLAN5Gx ax-HE40 U-NII-1	89
FCC Part 15.407 & ISED Bandwidths ~ WLAN5Gx ax-HE40 U-NII-1	93
FCC Part 15.407 & ISED Bandwidths ~ WLAN5Gx ax-HE40 U-NII-1	97
FCC Part 15.407 & ISED Bandwidths ~ WLAN5Gx ax-HE40 U-NII-1	101
FCC Part 15.407 & ISED Bandwidths ~ WLAN5Gx ax-HE40 U-NII-1	105
FCC Part 15.407 & ISED Bandwidths ~ WLAN5Gx ax-HE40 U-NII-1	109
FCC Part 15.407 & ISED Bandwidths ~ WLAN5Gx ax-HE40 U-NII-1	113
FCC Part 15.407 & ISED Bandwidths ~ WLAN5Gx ax-HE40 U-NII-2A	117
FCC Part 15.407 & ISED Bandwidths ~ WLAN5Gx ax-HE40 U-NII-2A	121
FCC Part 15.407 & ISED Bandwidths ~ WLAN5Gx ax-HE40 U-NII-2A	125
FCC Part 15.407 & ISED Bandwidths ~ WLAN5Gx ax-HE40 U-NII-2A	129
FCC Part 15.407 & ISED Bandwidths ~ WLAN5Gx ax-HE40 U-NII-2A	133
FCC Part 15.407 & ISED Bandwidths ~ WLAN5Gx ax-HE40 U-NII-2A	137
FCC Part 15.407 & ISED Bandwidths ~ WLAN5Gx ax-HE40 U-NII-2A	141
FCC Part 15.407 & ISED Bandwidths ~ WLAN5Gx ax-HE40 U-NII-2A	145
FCC Part 15.407 Max Output Power and PSD ~ WLAN5Gx ax-HE40 U-NII-3	149
FCC Part 15.407 Max Output Power and PSD ~ WLAN5Gx ax-HE40 U-NII-3	153
FCC Part 15.407 Max Output Power and PSD ~ WLAN5Gx ax-HE40 U-NII-3	157
FCC Part 15.407 Max Output Power and PSD ~ WLAN5Gx ax-HE40 U-NII-3	161
FCC Part 15.407 Max Output Power and PSD ~ WLAN5Gx ax-HE40 U-NII-3	165
FCC Part 15.407 Max Output Power and PSD ~ WLAN5Gx ax-HE40 U-NII-3	169

FCC Part 15.407 Max Output Power and PSD ~ WLAN5Gx ax-HE40 U-NII-3	173
FCC Part 15.407 Max Output Power and PSD ~ WLAN5Gx ax-HE40 U-NII-3	177
FCC Part 15.407 Max Output Power and PSD ~ WLAN5Gx ax-HE40 U-NII-2C	181
FCC Part 15.407 Max Output Power and PSD ~ WLAN5Gx ax-HE40 U-NII-2C	184
FCC Part 15.407 Max Output Power and PSD ~ WLAN5Gx ax-HE40 U-NII-2C	187
FCC Part 15.407 Max Output Power and PSD ~ WLAN5Gx ax-HE40 U-NII-2C	190
FCC Part 15.407 Max Output Power and PSD ~ WLAN5Gx ax-HE40 U-NII-2C	193
FCC Part 15.407 Max Output Power and PSD ~ WLAN5Gx ax-HE40 U-NII-2C	196
FCC Part 15.407 Max Output Power and PSD ~ WLAN5Gx ax-HE40 U-NII-2C	199
FCC Part 15.407 Max Output Power and PSD ~ WLAN5Gx ax-HE40 U-NII-2C	202
FCC Part 15.407 Max Output Power and PSD ~ WLAN5Gx ax-HE40 U-NII-2C	205
FCC Part 15.407 Max Output Power and PSD ~ WLAN5Gx ax-HE40 U-NII-2C	208
FCC Part 15.407 Max Output Power and PSD ~ WLAN5Gx ax-HE40 U-NII-2C	211
FCC Part 15.407 Max Output Power and PSD ~ WLAN5Gx ax-HE40 U-NII-2C	214
FCC Part 15.407 Max Output Power and PSD ~ WLAN5Gx ax-HE40 U-NII-1	217
FCC Part 15.407 Max Output Power and PSD ~ WLAN5Gx ax-HE40 U-NII-1	220
FCC Part 15.407 Max Output Power and PSD ~ WLAN5Gx ax-HE40 U-NII-1	223
FCC Part 15.407 Max Output Power and PSD ~ WLAN5Gx ax-HE40 U-NII-1	226
FCC Part 15.407 Max Output Power and PSD ~ WLAN5Gx ax-HE40 U-NII-1	229
FCC Part 15.407 Max Output Power and PSD ~ WLAN5Gx ax-HE40 U-NII-1	232
FCC Part 15.407 Max Output Power and PSD ~ WLAN5Gx ax-HE40 U-NII-1	235
FCC Part 15.407 Max Output Power and PSD ~ WLAN5Gx ax-HE40 U-NII-1	238
FCC Part 15.407 Max Output Power and PSD ~ WLAN5Gx ax-HE40 U-NII-2A	241
FCC Part 15.407 Max Output Power and PSD ~ WLAN5Gx ax-HE40 U-NII-2A	244
FCC Part 15.407 Max Output Power and PSD ~ WLAN5Gx ax-HE40 U-NII-2A	247
FCC Part 15.407 Max Output Power and PSD ~ WLAN5Gx ax-HE40 U-NII-2A	250
FCC Part 15.407 Max Output Power and PSD ~ WLAN5Gx ax-HE40 U-NII-2A	253
FCC Part 15.407 Max Output Power and PSD ~ WLAN5Gx ax-HE40 U-NII-2A	256
FCC Part 15.407 Max Output Power and PSD ~ WLAN5Gx ax-HE40 U-NII-2A	259
FCC Part 15.407 Max Output Power and PSD ~ WLAN5Gx ax-HE40 U-NII-2A	262

EUT Information

EUT DEFINITION	
Manufacturer	SAGEMCOM BROADBAND SAS
Type	F5688W
Serial Number	DM2201959000008
Setup Number	1.0
Version SW	NI
Version FW	NI
Version HW	V1.0
Comment 1	
Comment 2	
Temperature [°C] Min	0
Temperature [°C] Nom	20
Temperature [°C] Max	50
Voltage [V] Min	120
Voltage [V] Nom	120
Voltage [V] Max	120

FCC Part 15.407 & ISED Bandwidths ~ WLAN5Gx ax-HE40 U-NII-3

Test References	
TC Start	30.03.2022 11:01:34
Ambit Temp [°C] Humidity [rel%]	25.3 32
System Version	3.0.5.9
Test Specification	FCC Part 15.407 & ISET RSS-GEN
Test Method	26dB Bandwidth KDB789033 D02, C.1 / ISED RSS-GEN
TC Version	0.0.1
My Description	FCC 15.407 Bandwidths - WLAN5Gx ax-HE40 U-NII-3
Add. Information	

EUT Common Settings WLAN5Gx	
Number of Antenna Ports	4
User Interaction	No
Device Class UNII_1	AP indoor

Test Parameter	
Technology to test	WLAN5Gx ax-HE40 U-NII-3
Antenna Port used	4
Temperature	nom
Voltage	nom
Frequency low to test	False Freq [MHz] 5755
Frequency mid to test	False Freq [MHz] 0
Frequency high to test	True Freq [MHz] 5795
Auto Control enabled Power Supply Climatic Box	No No
Additional Path Loss [dB]	0.5
Switched Path	EUT - SignalingUnit - SpectrumAnalyzer

Test Equipment	
Signal analyzer,Rohde&Schwarz,FSV-40,1307.9002K40/101042,3.70	
Switch matrix,CTCadvanced,SPM-4 NI DAQ,28016133,NI	

Test at TX 5795 MHz

RESULT: Reference Power cond.

Test Description	Lower Limit	Upper Limit	Measured	Unit	Verdict
Ref. Power 1MHz/1MHz cond.	---	---	16.89	dBm	INFO
Ref. Frequency	---	---	5792.600	MHz	INFO

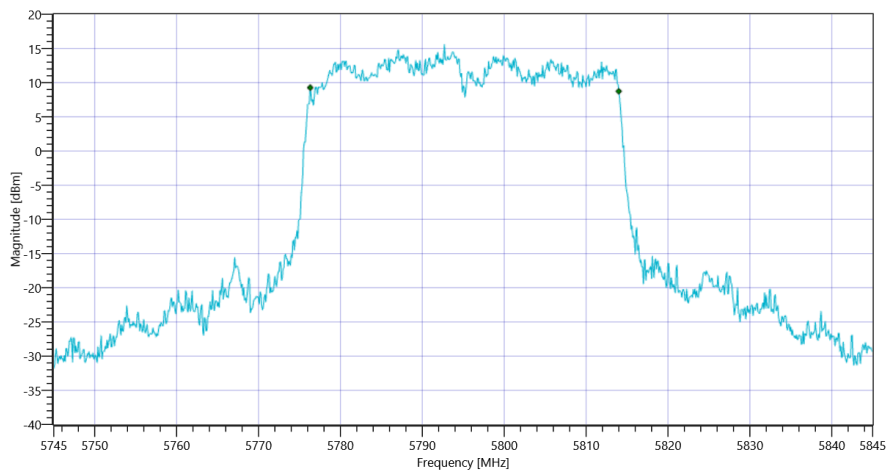
READ SA SETTINGS:

RefLevel [dBm] RefLevelOffset [dB] InpAtt [dB]	24.89 17.85 25
Start [MHz] Stop [MHz]	5745.000 5845.000
RBW [MHz] VBW [MHz]	0.500000 3.000000
Detector TraceMode	POS MAXH
Sweep: Time [ms] Count Points per Section Type	1 2500 1001 SWE

RESULT

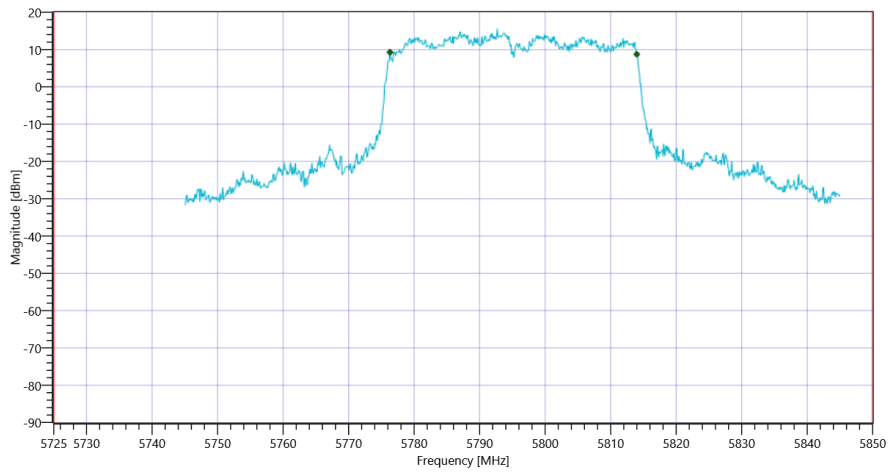
Test Description	Lower Limit	Upper Limit	Measured	Unit	Verdict
Bandwidth 99%	---	---	37.662	MHz	INFO
T1 99%	5725.000000	---	5776.3187	MHz	PASS
T2 99%	---	5850.000000	5813.9810	MHz	PASS

Plot: Bandwidth only



FCC Part 15.407 & ISED Bandwidths ~ WLAN5Gx ax-HE40 U-NII-3 99PCT

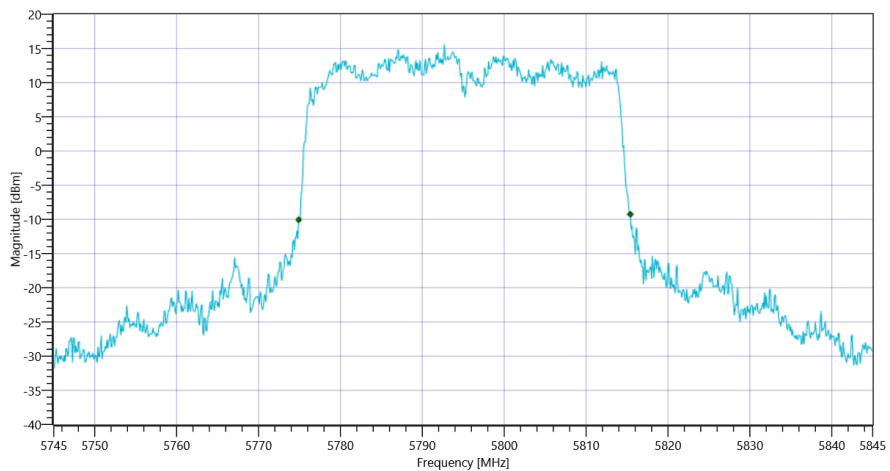
Plot: Bandwidth within Band



FCC Part 15.407 & ISSED Bandwidths ~ WLAN5Gx ax-HE40 U-NII-3

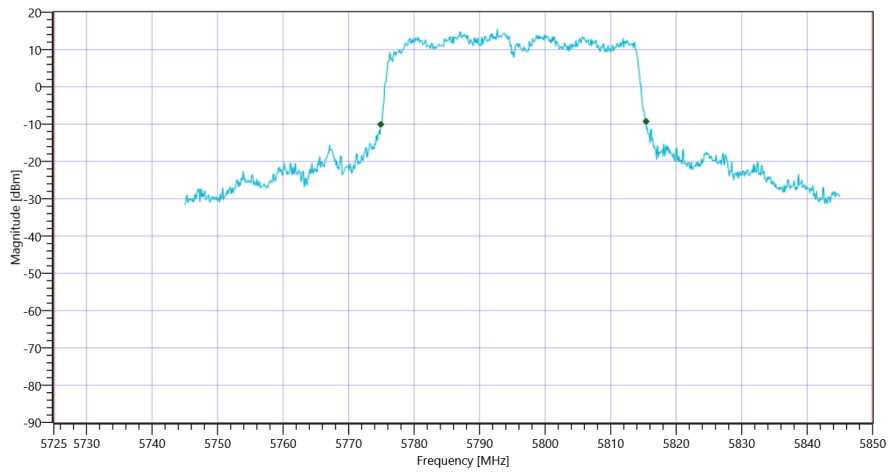
RESULT					
Test Description	Lower Limit	Upper Limit	Measured	Unit	Verdict
Bandwidth 20dB	---	---	40.5	MHz	INFO
T1 26dB	5725.000000	---	5774.9000	MHz	PASS
T2 26dB	---	5850.000000	5815.4000	MHz	PASS

Plot: Bandwidth only



FCC Part 15.407 & ISSED Bandwidths ~ WLAN5Gx ax-HE40 U-NII-3 26dB

Plot: Bandwidth within Band



FCC Part 15.407 & ISSED Bandwidths ~ WLAN5Gx ax-HE40 U-NII-3

General verdict

PASS

FCC Part 15.407 & ISED Bandwidths ~ WLAN5Gx ax-HE40 U-NII-3

Test References	
TC Start	30.03.2022 10:55:37
Ambit Temp [°C] Humidity [rel%]	25.3 32
System Version	3.0.5.9
Test Specification	FCC Part 15.407 & ISET RSS-GEN
Test Method	26dB Bandwidth KDB789033 D02, C.1 / ISED RSS-GEN
TC Version	0.0.1
My Description	FCC 15.407 Bandwidths - WLAN5Gx ax-HE40 U-NII-3
Add. Information	

EUT Common Settings WLAN5Gx	
Number of Antenna Ports	4
User Interaction	No
Device Class UNII_1	AP indoor

Test Parameter	
Technology to test	WLAN5Gx ax-HE40 U-NII-3
Antenna Port used	3
Temperature	nom
Voltage	nom
Frequency low to test	False Freq [MHz] 5755
Frequency mid to test	False Freq [MHz] 0
Frequency high to test	True Freq [MHz] 5795
Auto Control enabled Power Supply Climatic Box	No No
Additional Path Loss [dB]	0.5
Switched Path	EUT - SignalingUnit - SpectrumAnalyzer

Test Equipment	
Signal analyzer,Rohde&Schwarz,FSV-40,1307.9002K40/101042,3.70	
Switch matrix,CTCadvanced,SPM-4 NI DAQ,28016133,NI	

Test at TX 5795 MHz

RESULT: Reference Power cond.

Test Description	Lower Limit	Upper Limit	Measured	Unit	Verdict
Ref. Power 1MHz/1MHz cond.	---	---	18.12	dBm	INFO
Ref. Frequency	---	---	5805.590	MHz	INFO

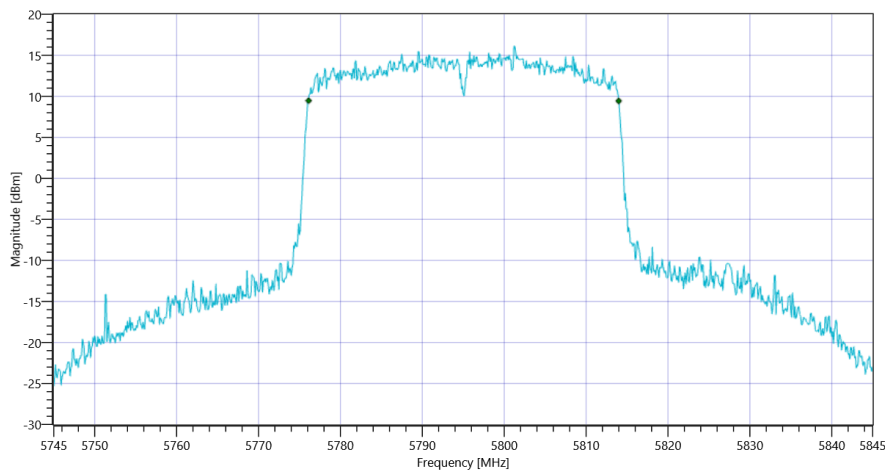
READ SA SETTINGS:

RefLevel [dBm] RefLevelOffset [dB] InpAtt [dB]	26.12 17.85 25
Start [MHz] Stop [MHz]	5745.000 5845.000
RBW [MHz] VBW [MHz]	0.500000 3.000000
Detector TraceMode	POS MAXH
Sweep: Time [ms] Count Points per Section Type	1 2500 1001 SWE

RESULT

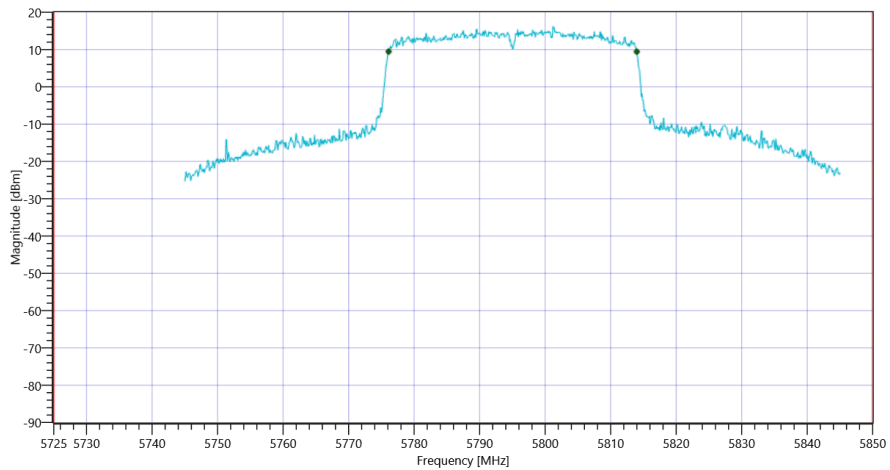
Test Description	Lower Limit	Upper Limit	Measured	Unit	Verdict
Bandwidth 99%	---	---	37.862	MHz	INFO
T1 99%	5725.000000	---	5776.1189	MHz	PASS
T2 99%	---	5850.000000	5813.9810	MHz	PASS

Plot: Bandwidth only



FCC Part 15.407 & ISED Bandwidths ~ WLAN5Gx ax-HE40 U-NII-3 99PCT

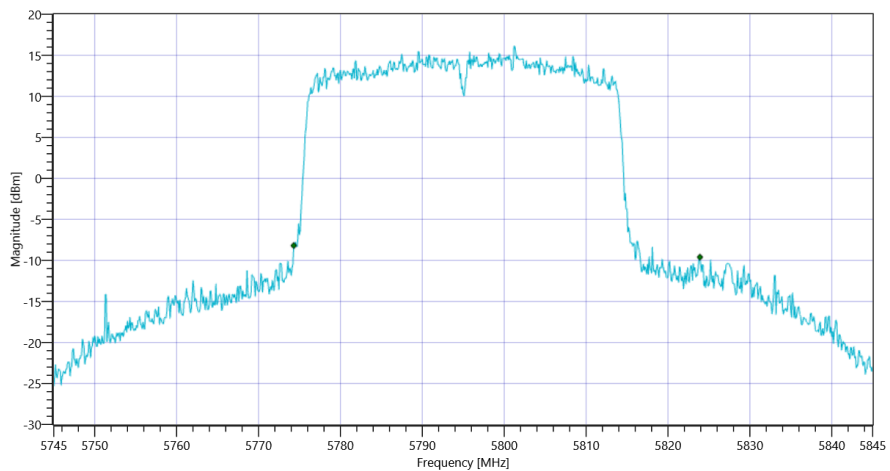
Plot: Bandwidth within Band



FCC Part 15.407 & ISSED Bandwidths ~ WLAN5Gx ax-HE40 U-NII-3

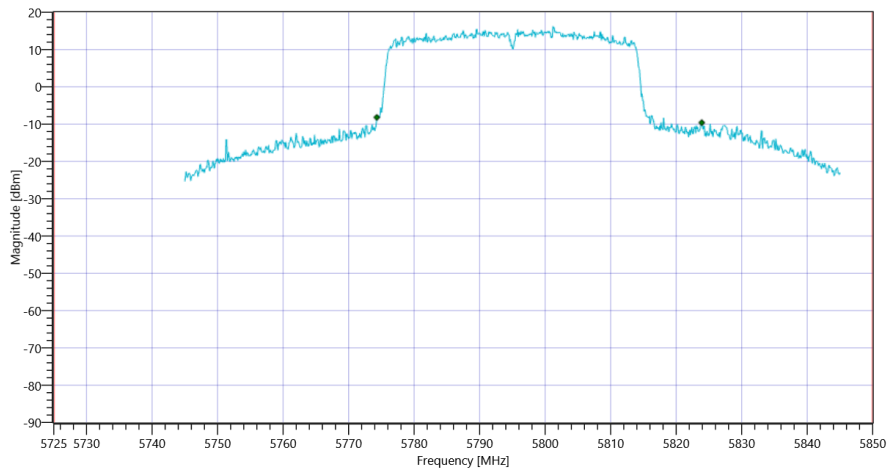
RESULT					
Test Description	Lower Limit	Upper Limit	Measured	Unit	Verdict
Bandwidth 20dB	---	---	49.6	MHz	INFO
T1 26dB	5725.000000	---	5774.3000	MHz	PASS
T2 26dB	---	5850.000000	5823.9000	MHz	PASS

Plot: Bandwidth only



FCC Part 15.407 & ISSED Bandwidths ~ WLAN5Gx ax-HE40 U-NII-3 26dB

Plot: Bandwidth within Band



FCC Part 15.407 & ISSED Bandwidths ~ WLAN5Gx ax-HE40 U-NII-3

General verdict

PASS

FCC Part 15.407 & ISED Bandwidths ~ WLAN5Gx ax-HE40 U-NII-3

Test References	
TC Start	30.03.2022 10:49:40
Ambit Temp [°C] Humidity [rel%]	25.3 32
System Version	3.0.5.9
Test Specification	FCC Part 15.407 & ISET RSS-GEN
Test Method	26dB Bandwidth KDB789033 D02, C.1 / ISED RSS-GEN
TC Version	0.0.1
My Description	FCC 15.407 Bandwidths - WLAN5Gx ax-HE40 U-NII-3
Add. Information	

EUT Common Settings WLAN5Gx	
Number of Antenna Ports	4
User Interaction	No
Device Class UNII_1	AP indoor

Test Parameter	
Technology to test	WLAN5Gx ax-HE40 U-NII-3
Antenna Port used	2
Temperature	nom
Voltage	nom
Frequency low to test	False Freq [MHz] 5755
Frequency mid to test	False Freq [MHz] 0
Frequency high to test	True Freq [MHz] 5795
Auto Control enabled Power Supply Climatic Box	No No
Additional Path Loss [dB]	0.5
Switched Path	EUT - SignalingUnit - SpectrumAnalyzer

Test Equipment	
Signal analyzer,Rohde&Schwarz,FSV-40,1307.9002K40/101042,3.70	
Switch matrix,CTCadvanced,SPM-4 NI DAQ,28016133,NI	

Test at TX 5795 MHz

RESULT: Reference Power cond.

Test Description	Lower Limit	Upper Limit	Measured	Unit	Verdict
Ref. Power 1MHz/1MHz cond.	---	---	18.91	dBm	INFO
Ref. Frequency	---	---	5790.200	MHz	INFO

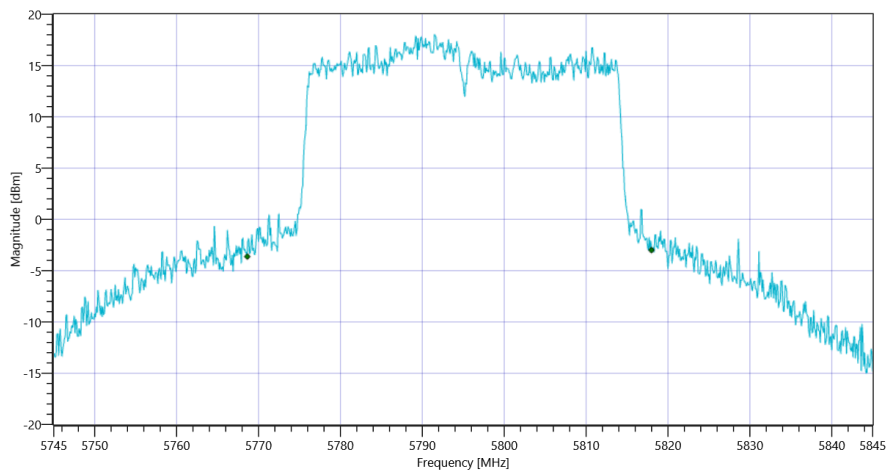
READ SA SETTINGS:

RefLevel [dBm] RefLevelOffset [dB] InpAtt [dB]	26.91 17.85 25
Start [MHz] Stop [MHz]	5745.000 5845.000
RBW [MHz] VBW [MHz]	0.500000 3.000000
Detector TraceMode	POS MAXH
Sweep: Time [ms] Count Points per Section Type	1 2500 1001 SWE

RESULT

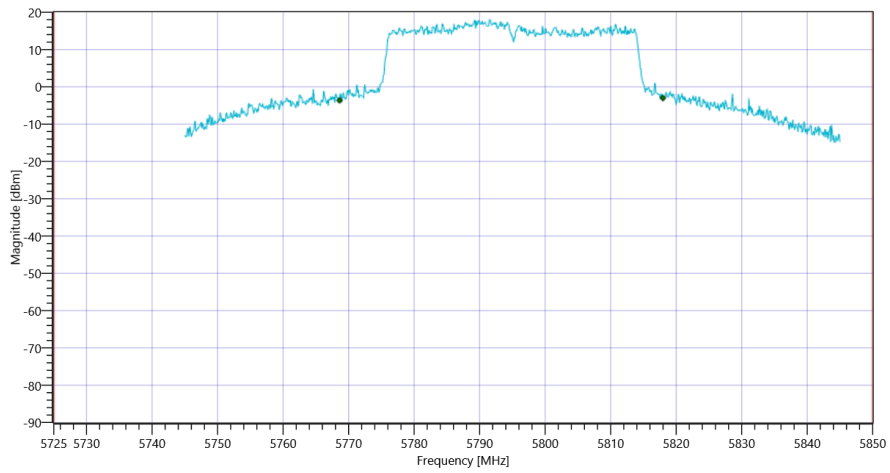
Test Description	Lower Limit	Upper Limit	Measured	Unit	Verdict
Bandwidth 99%	---	---	49.351	MHz	INFO
T1 99%	5725.000000	---	5768.6264	MHz	PASS
T2 99%	---	5850.000000	5817.9770	MHz	PASS

Plot: Bandwidth only



FCC Part 15.407 & ISED Bandwidths ~ WLAN5Gx ax-HE40 U-NII-3 99PCT

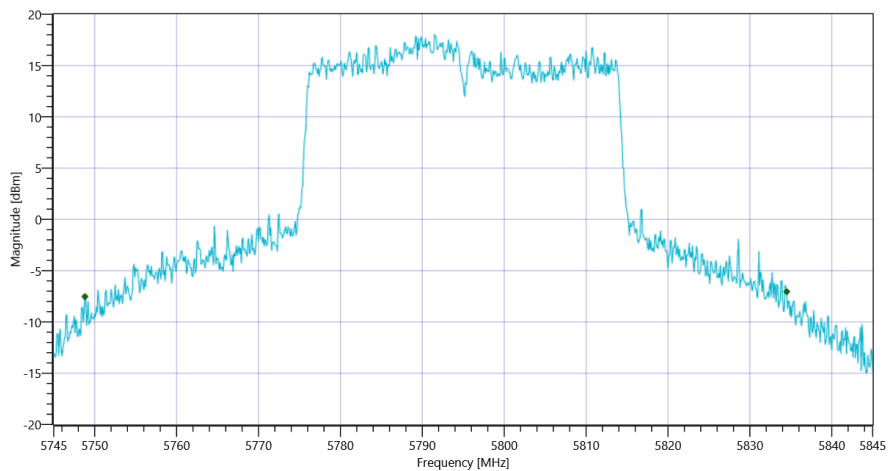
Plot: Bandwidth within Band



FCC Part 15.407 & ISSED Bandwidths ~ WLAN5Gx ax-HE40 U-NII-3

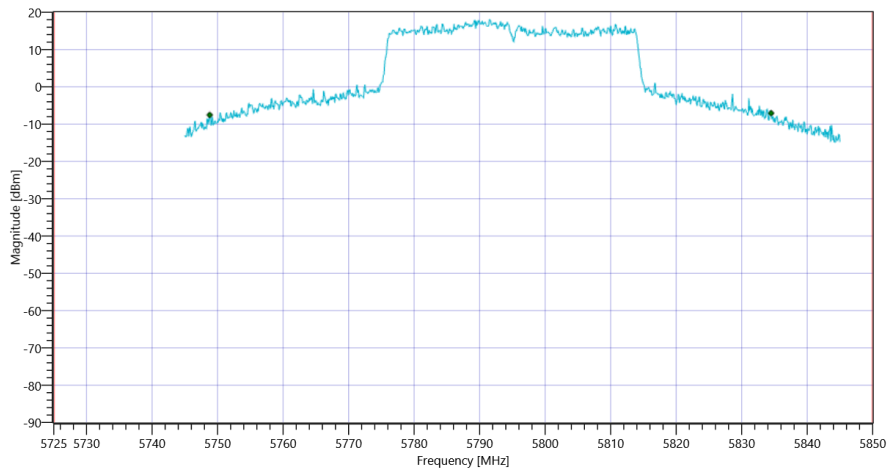
RESULT					
Test Description	Lower Limit	Upper Limit	Measured	Unit	Verdict
Bandwidth 20dB	---	---	85.7	MHz	INFO
T1 26dB	5725.000000	---	5748.8000	MHz	PASS
T2 26dB	---	5850.000000	5834.5000	MHz	PASS

Plot: Bandwidth only



FCC Part 15.407 & ISSED Bandwidths ~ WLAN5Gx ax-HE40 U-NII-3 26dB

Plot: Bandwidth within Band



FCC Part 15.407 & ISSED Bandwidths ~ WLAN5Gx ax-HE40 U-NII-3

General verdict

PASS

FCC Part 15.407 & ISED Bandwidths ~ WLAN5Gx ax-HE40 U-NII-3

Test References	
TC Start	30.03.2022 10:43:43
Ambit Temp [°C] Humidity [rel%]	25.3 32
System Version	3.0.5.9
Test Specification	FCC Part 15.407 & ISET RSS-GEN
Test Method	26dB Bandwidth KDB789033 D02, C.1 / ISED RSS-GEN
TC Version	0.0.1
My Description	FCC 15.407 Bandwidths - WLAN5Gx ax-HE40 U-NII-3
Add. Information	

EUT Common Settings WLAN5Gx	
Number of Antenna Ports	4
User Interaction	No
Device Class UNII_1	AP indoor

Test Parameter	
Technology to test	WLAN5Gx ax-HE40 U-NII-3
Antenna Port used	1
Temperature	nom
Voltage	nom
Frequency low to test	False Freq [MHz] 5755
Frequency mid to test	False Freq [MHz] 0
Frequency high to test	True Freq [MHz] 5795
Auto Control enabled Power Supply Climatic Box	No No
Additional Path Loss [dB]	0.5
Switched Path	EUT - SignalingUnit - SpectrumAnalyzer

Test Equipment	
Signal analyzer,Rohde&Schwarz,FSV-40,1307.9002K40/101042,3.70	
Switch matrix,CTCadvanced,SPM-4 NI DAQ,28016133,NI	

Test at TX 5795 MHz

RESULT: Reference Power cond.

Test Description	Lower Limit	Upper Limit	Measured	Unit	Verdict
Ref. Power 1MHz/1MHz cond.	---	---	16.27	dBm	INFO
Ref. Frequency	---	---	5785.210	MHz	INFO

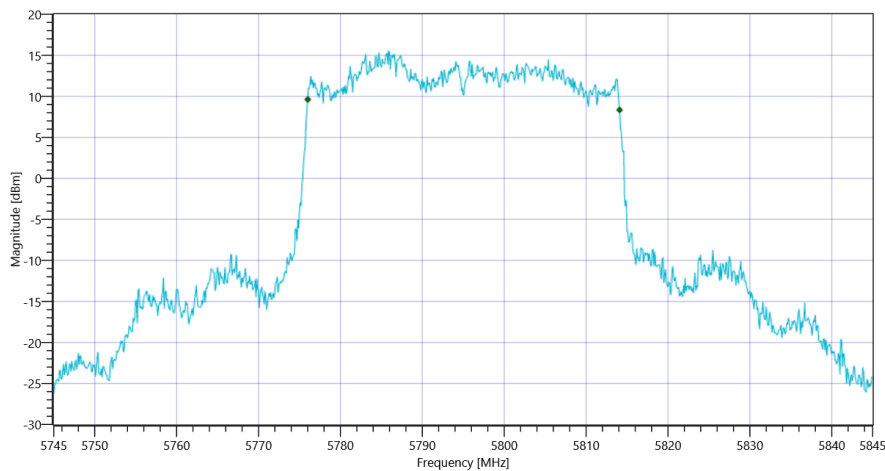
READ SA SETTINGS:

RefLevel [dBm] RefLevelOffset [dB] InpAtt [dB]	24.27 17.85 25
Start [MHz] Stop [MHz]	5745.000 5845.000
RBW [MHz] VBW [MHz]	0.500000 3.000000
Detector TraceMode	POS MAXH
Sweep: Time [ms] Count Points per Section Type	1 2500 1001 SWE

RESULT

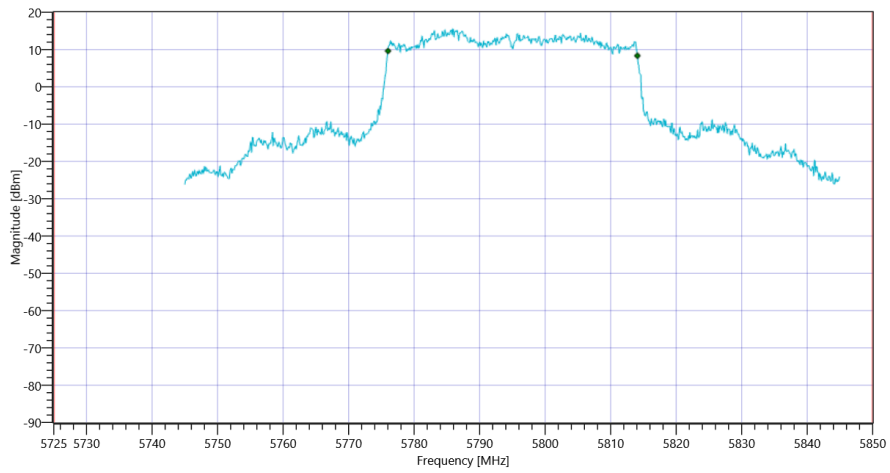
Test Description	Lower Limit	Upper Limit	Measured	Unit	Verdict
Bandwidth 99%	---	---	38.062	MHz	INFO
T1 99%	5725.000000	---	5776.0190	MHz	PASS
T2 99%	---	5850.000000	5814.0809	MHz	PASS

Plot: Bandwidth only



FCC Part 15.407 & ISSED Bandwidths ~ WLAN5Gx ax-HE40 U-NII-3 99PCT

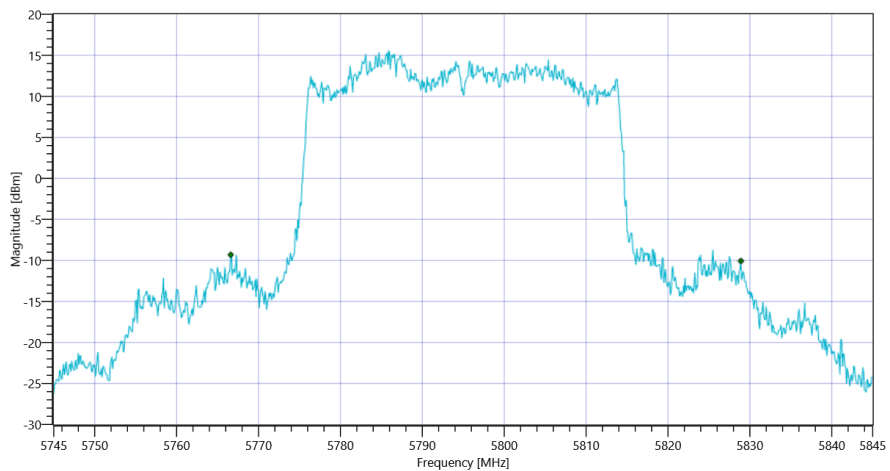
Plot: Bandwidth within Band



FCC Part 15.407 & ISSED Bandwidths ~ WLAN5Gx ax-HE40 U-NII-3

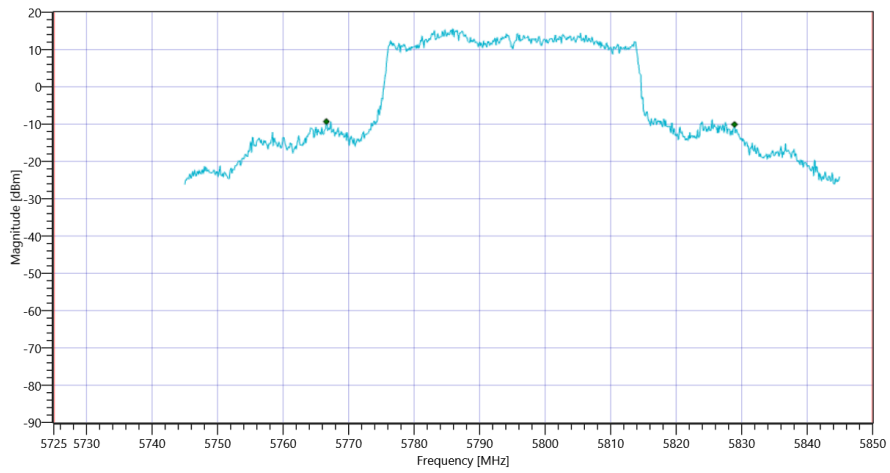
RESULT					
Test Description	Lower Limit	Upper Limit	Measured	Unit	Verdict
Bandwidth 20dB	---	---	62.3	MHz	INFO
T1 26dB	5725.000000	---	5766.6000	MHz	PASS
T2 26dB	---	5850.000000	5828.9000	MHz	PASS

Plot: Bandwidth only



FCC Part 15.407 & ISSED Bandwidths ~ WLAN5Gx ax-HE40 U-NII-3 26dB

Plot: Bandwidth within Band



FCC Part 15.407 & ISSED Bandwidths ~ WLAN5Gx ax-HE40 U-NII-3

General verdict

PASS

FCC Part 15.407 & ISED Bandwidths ~ WLAN5Gx ax-HE40 U-NII-3

Test References	
TC Start	30.03.2022 10:37:25
Ambit Temp [°C] Humidity [rel%]	25.3 32
System Version	3.0.5.9
Test Specification	FCC Part 15.407 & ISET RSS-GEN
Test Method	26dB Bandwidth KDB789033 D02, C.1 / ISED RSS-GEN
TC Version	0.0.1
My Description	FCC 15.407 Bandwidths - WLAN5Gx ax-HE40 U-NII-3
Add. Information	

EUT Common Settings WLAN5Gx	
Number of Antenna Ports	4
User Interaction	No
Device Class UNII_1	AP indoor

Test Parameter	
Technology to test	WLAN5Gx ax-HE40 U-NII-3
Antenna Port used	4
Temperature	nom
Voltage	nom
Frequency low to test	True Freq [MHz] 5755
Frequency mid to test	False Freq [MHz] 0
Frequency high to test	False Freq [MHz] 5795
Auto Control enabled Power Supply Climatic Box	No No
Additional Path Loss [dB]	0.5
Switched Path	EUT - SignalingUnit - SpectrumAnalyzer

Test Equipment	
Signal analyzer,Rohde&Schwarz,FSV-40,1307.9002K40/101042,3.70	
Switch matrix,CTCadvanced,SPM-4 NI DAQ,28016133,NI	

Test at TX 5755 MHz

RESULT: Reference Power cond.

Test Description	Lower Limit	Upper Limit	Measured	Unit	Verdict
Ref. Power 1MHz/1MHz cond.	---	---	17.17	dBm	INFO
Ref. Frequency	---	---	5760.590	MHz	INFO

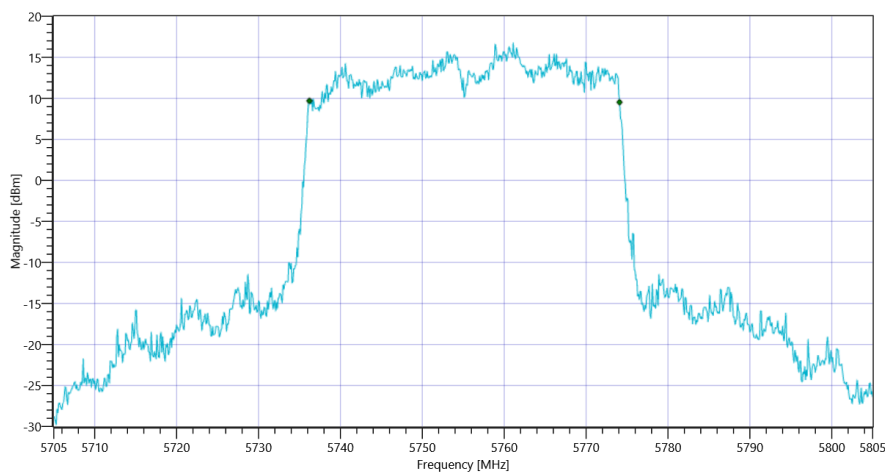
READ SA SETTINGS:

RefLevel [dBm] RefLevelOffset [dB] InpAtt [dB]	25.17 17.87 25
Start [MHz] Stop [MHz]	5705.000 5805.000
RBW [MHz] VBW [MHz]	0.500000 3.000000
Detector TraceMode	POS MAXH
Sweep: Time [ms] Count Points per Section Type	1 2500 1001 SWE

RESULT

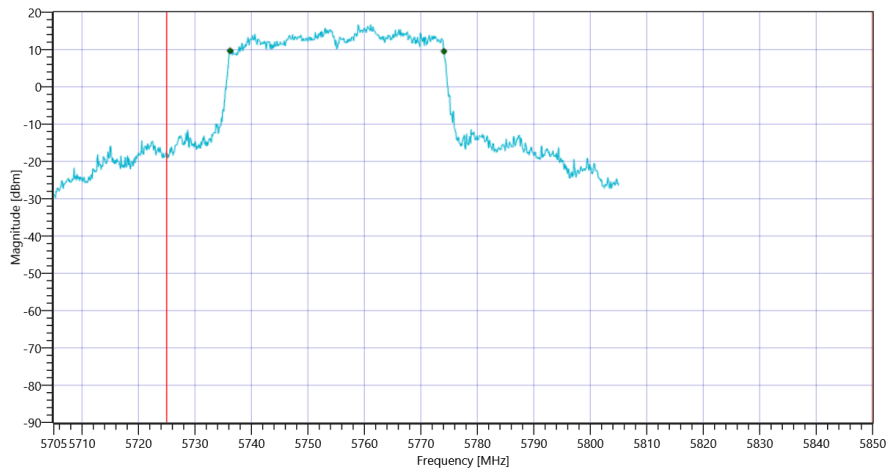
Test Description	Lower Limit	Upper Limit	Measured	Unit	Verdict
Bandwidth 99%	---	---	37.862	MHz	INFO
T1 99%	5725.000000	---	5736.2188	MHz	PASS
T2 99%	---	5850.000000	5774.0809	MHz	PASS

Plot: Bandwidth only



FCC Part 15.407 & ISED Bandwidths ~ WLAN5Gx ax-HE40 U-NII-3 99PCT

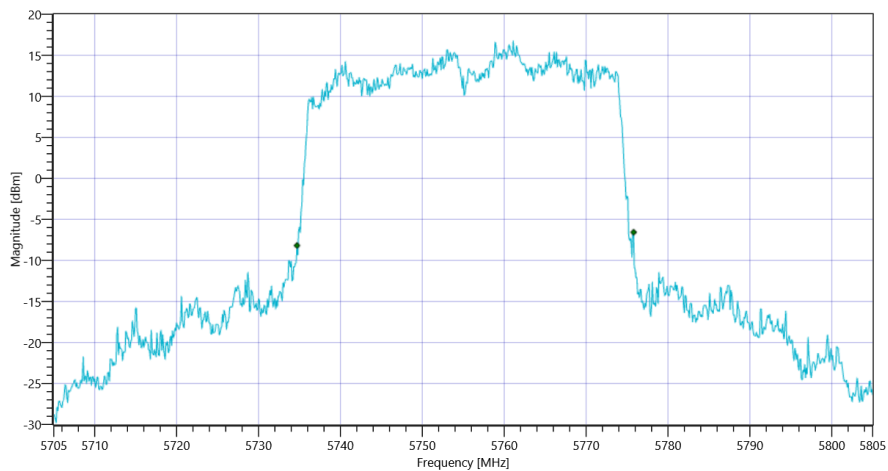
Plot: Bandwidth within Band



FCC Part 15.407 & ISSED Bandwidths ~ WLAN5Gx ax-HE40 U-NII-3

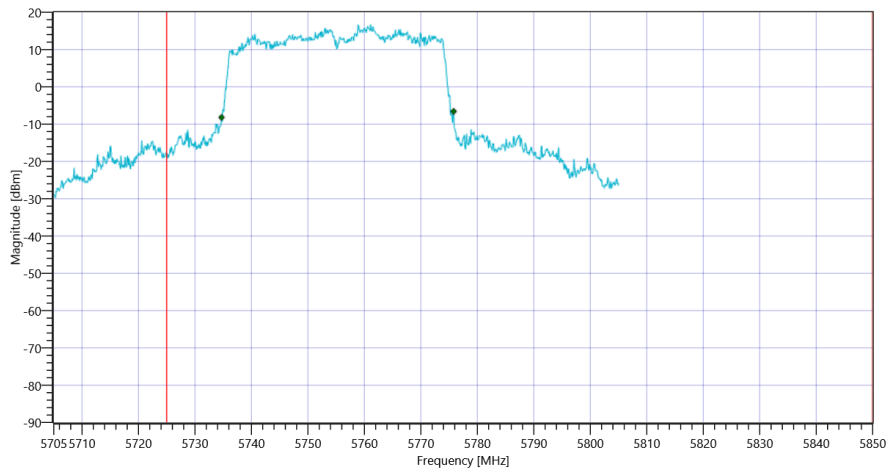
RESULT					
Test Description	Lower Limit	Upper Limit	Measured	Unit	Verdict
Bandwidth 20dB	---	---	41.1	MHz	INFO
T1 26dB	5725.000000	---	5734.7000	MHz	PASS
T2 26dB	---	5850.000000	5775.8000	MHz	PASS

Plot: Bandwidth only



FCC Part 15.407 & ISSED Bandwidths ~ WLAN5Gx ax-HE40 U-NII-3 26dB

Plot: Bandwidth within Band



FCC Part 15.407 & ISSED Bandwidths ~ WLAN5Gx ax-HE40 U-NII-3

General verdict

PASS

FCC Part 15.407 & ISED Bandwidths ~ WLAN5Gx ax-HE40 U-NII-3

Test References	
TC Start	30.03.2022 10:31:30
Ambit Temp [°C] Humidity [rel%]	25.3 32
System Version	3.0.5.9
Test Specification	FCC Part 15.407 & ISET RSS-GEN
Test Method	26dB Bandwidth KDB789033 D02, C.1 / ISED RSS-GEN
TC Version	0.0.1
My Description	FCC 15.407 Bandwidths - WLAN5Gx ax-HE40 U-NII-3
Add. Information	

EUT Common Settings WLAN5Gx	
Number of Antenna Ports	4
User Interaction	No
Device Class UNII_1	AP indoor

Test Parameter	
Technology to test	WLAN5Gx ax-HE40 U-NII-3
Antenna Port used	3
Temperature	nom
Voltage	nom
Frequency low to test	True Freq [MHz] 5755
Frequency mid to test	False Freq [MHz] 0
Frequency high to test	False Freq [MHz] 5795
Auto Control enabled Power Supply Climatic Box	No No
Additional Path Loss [dB]	0.5
Switched Path	EUT - SignalingUnit - SpectrumAnalyzer

Test Equipment	
Signal analyzer,Rohde&Schwarz,FSV-40,1307.9002K40/101042,3.70	
Switch matrix,CTCadvanced,SPM-4 NI DAQ,28016133,NI	

Test at TX 5755 MHz

RESULT: Reference Power cond.

Test Description	Lower Limit	Upper Limit	Measured	Unit	Verdict
Ref. Power 1MHz/1MHz cond.	---	---	18.47	dBm	INFO
Ref. Frequency	---	---	5758.800	MHz	INFO

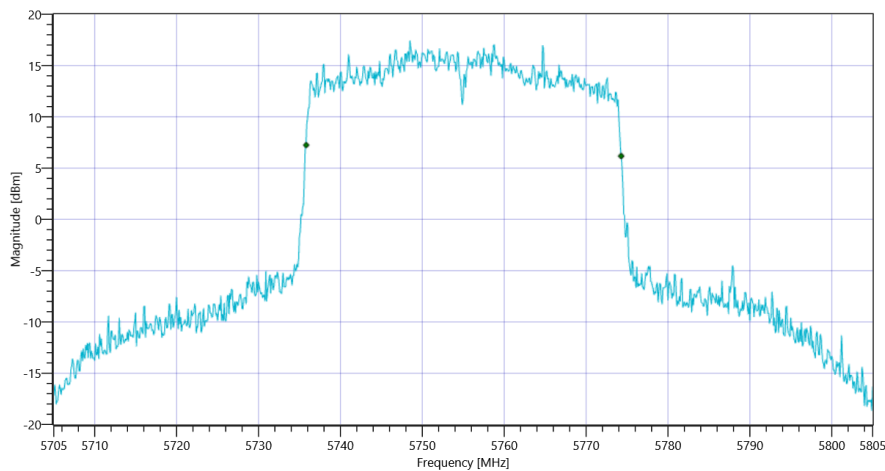
READ SA SETTINGS:

RefLevel [dBm] RefLevelOffset [dB] InpAtt [dB]	26.47 17.87 25
Start [MHz] Stop [MHz]	5705.000 5805.000
RBW [MHz] VBW [MHz]	0.500000 3.000000
Detector TraceMode	POS MAXH
Sweep: Time [ms] Count Points per Section Type	1 2500 1001 SWE

RESULT

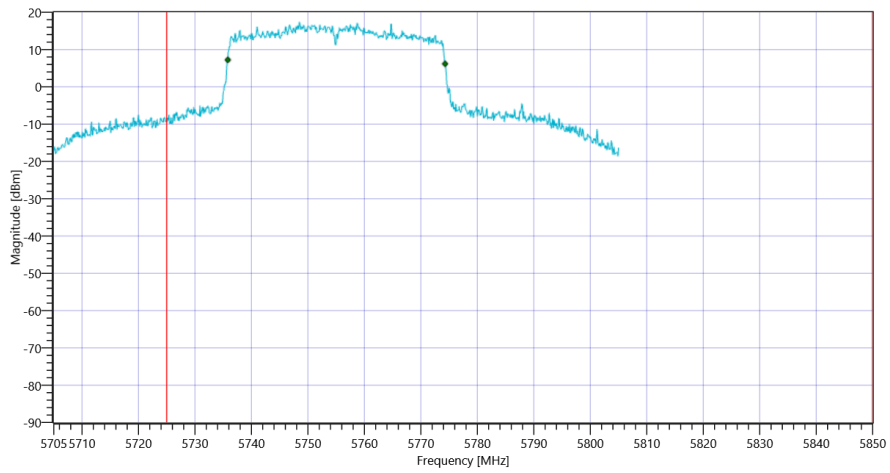
Test Description	Lower Limit	Upper Limit	Measured	Unit	Verdict
Bandwidth 99%	---	---	38.462	MHz	INFO
T1 99%	5725.000000	---	5735.8192	MHz	PASS
T2 99%	---	5850.000000	5774.2807	MHz	PASS

Plot: Bandwidth only



FCC Part 15.407 & ISED Bandwidths ~ WLAN5Gx ax-HE40 U-NII-3 99PCT

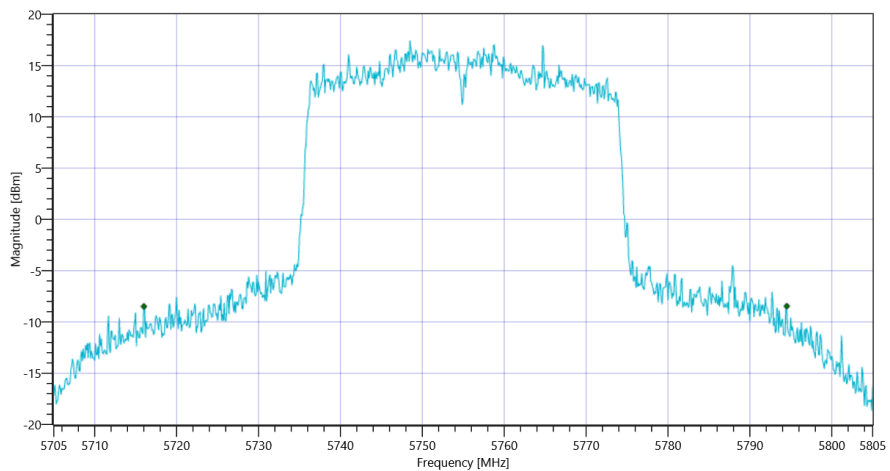
Plot: Bandwidth within Band



FCC Part 15.407 & ISSED Bandwidths ~ WLAN5Gx ax-HE40 U-NII-3

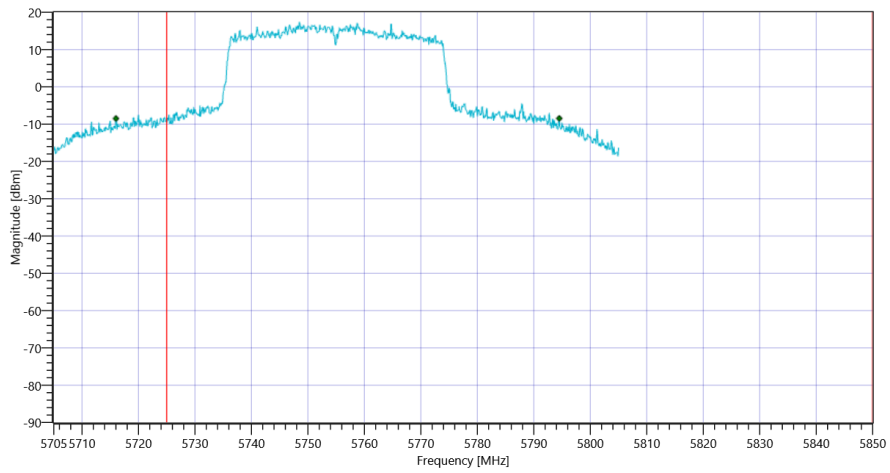
RESULT					
Test Description	Lower Limit	Upper Limit	Measured	Unit	Verdict
Bandwidth 20dB	---	---	78.5	MHz	INFO
T1 26dB	5725.000000	---	5716.0000	MHz	DFS required
T2 26dB	---	5850.000000	5794.5000	MHz	PASS

Plot: Bandwidth only



FCC Part 15.407 & ISSED Bandwidths ~ WLAN5Gx ax-HE40 U-NII-3 26dB

Plot: Bandwidth within Band



FCC Part 15.407 & ISSED Bandwidths ~ WLAN5Gx ax-HE40 U-NII-3

General verdict

PASS

FCC Part 15.407 & ISED Bandwidths ~ WLAN5Gx ax-HE40 U-NII-3

Test References	
TC Start	30.03.2022 10:25:36
Ambit Temp [°C] Humidity [rel%]	25.3 32
System Version	3.0.5.9
Test Specification	FCC Part 15.407 & ISET RSS-GEN
Test Method	26dB Bandwidth KDB789033 D02, C.1 / ISED RSS-GEN
TC Version	0.0.1
My Description	FCC 15.407 Bandwidths - WLAN5Gx ax-HE40 U-NII-3
Add. Information	

EUT Common Settings WLAN5Gx	
Number of Antenna Ports	4
User Interaction	No
Device Class UNII_1	AP indoor

Test Parameter	
Technology to test	WLAN5Gx ax-HE40 U-NII-3
Antenna Port used	2
Temperature	nom
Voltage	nom
Frequency low to test	True Freq [MHz] 5755
Frequency mid to test	False Freq [MHz] 0
Frequency high to test	False Freq [MHz] 5795
Auto Control enabled Power Supply Climatic Box	No No
Additional Path Loss [dB]	0.5
Switched Path	EUT - SignalingUnit - SpectrumAnalyzer

Test Equipment	
Signal analyzer,Rohde&Schwarz,FSV-40,1307.9002K40/101042,3.70	
Switch matrix,CTCadvanced,SPM-4 NI DAQ,28016133,NI	

Test at TX 5755 MHz

RESULT: Reference Power cond.

Test Description	Lower Limit	Upper Limit	Measured	Unit	Verdict
Ref. Power 1MHz/1MHz cond.	---	---	18.65	dBm	INFO
Ref. Frequency	---	---	5752.000	MHz	INFO

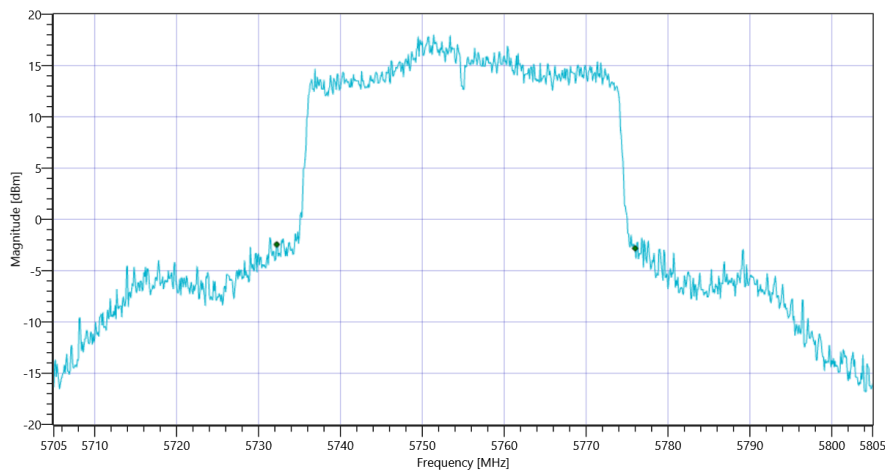
READ SA SETTINGS:

RefLevel [dBm] RefLevelOffset [dB] InpAtt [dB]	26.65 17.87 25
Start [MHz] Stop [MHz]	5705.000 5805.000
RBW [MHz] VBW [MHz]	0.500000 3.000000
Detector TraceMode	POS MAXH
Sweep: Time [ms] Count Points per Section Type	1 2500 1001 SWE

RESULT

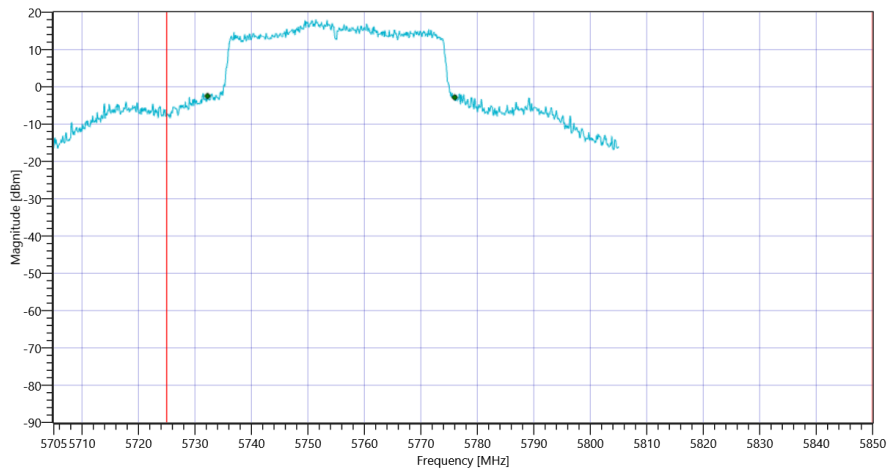
Test Description	Lower Limit	Upper Limit	Measured	Unit	Verdict
Bandwidth 99%	---	---	43.756	MHz	INFO
T1 99%	5725.000000	---	5732.2228	MHz	PASS
T2 99%	---	5850.000000	5775.9790	MHz	PASS

Plot: Bandwidth only



FCC Part 15.407 & ISED Bandwidths ~ WLAN5Gx ax-HE40 U-NII-3 99PCT

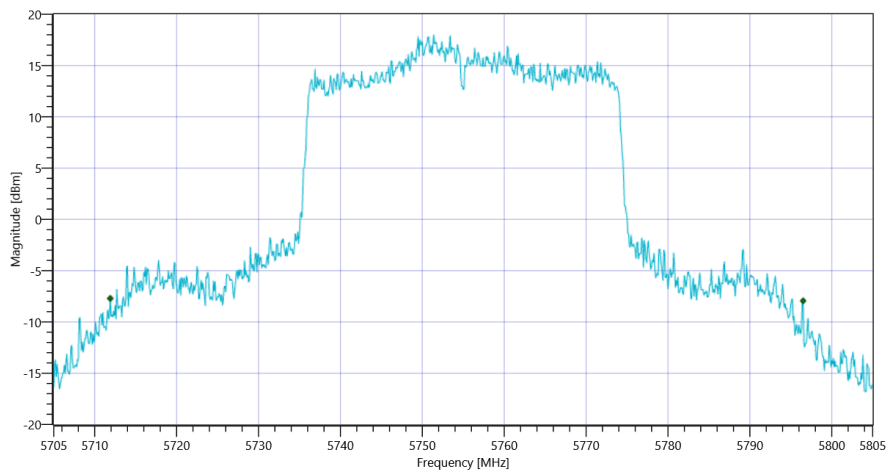
Plot: Bandwidth within Band



FCC Part 15.407 & ISSED Bandwidths ~ WLAN5Gx ax-HE40 U-NII-3

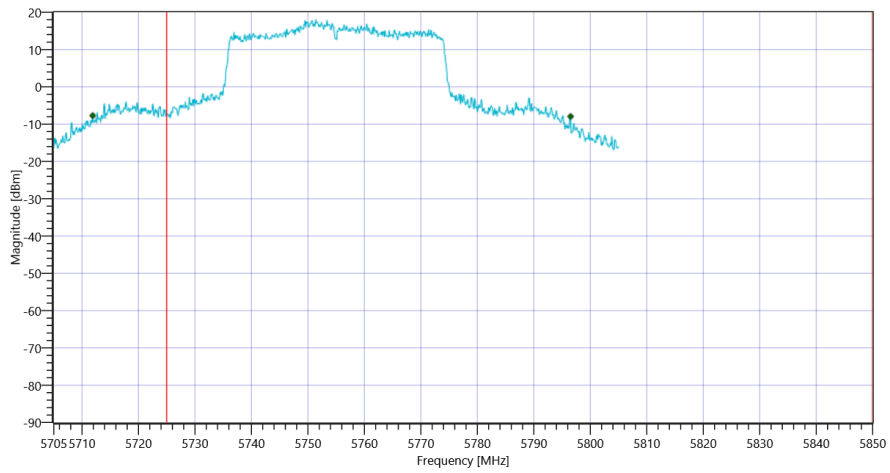
RESULT						
Test Description	Lower Limit	Upper Limit	Measured	Unit	Verdict	
Bandwidth 20dB	---	---	84.6	MHz	INFO	
T1 26dB	5725.000000	---	5711.9000	MHz	DFS required	
T2 26dB	---	5850.000000	5796.5000	MHz	PASS	

Plot: Bandwidth only



FCC Part 15.407 & ISSED Bandwidths ~ WLAN5Gx ax-HE40 U-NII-3 26dB

Plot: Bandwidth within Band



FCC Part 15.407 & ISSED Bandwidths ~ WLAN5Gx ax-HE40 U-NII-3

General verdict

PASS

FCC Part 15.407 & ISED Bandwidths ~ WLAN5Gx ax-HE40 U-NII-3

Test References	
TC Start	30.03.2022 10:19:42
Ambit Temp [°C] Humidity [rel%]	25.3 32
System Version	3.0.5.9
Test Specification	FCC Part 15.407 & ISET RSS-GEN
Test Method	26dB Bandwidth KDB789033 D02, C.1 / ISED RSS-GEN
TC Version	0.0.1
My Description	FCC 15.407 Bandwidths - WLAN5Gx ax-HE40 U-NII-3
Add. Information	

EUT Common Settings WLAN5Gx	
Number of Antenna Ports	4
User Interaction	No
Device Class UNII_1	AP indoor

Test Parameter	
Technology to test	WLAN5Gx ax-HE40 U-NII-3
Antenna Port used	1
Temperature	nom
Voltage	nom
Frequency low to test	True Freq [MHz] 5755
Frequency mid to test	False Freq [MHz] 0
Frequency high to test	False Freq [MHz] 5795
Auto Control enabled Power Supply Climatic Box	No No
Additional Path Loss [dB]	0.5
Switched Path	EUT - SignalingUnit - SpectrumAnalyzer

Test Equipment	
Signal analyzer,Rohde&Schwarz,FSV-40,1307.9002K40/101042,3.70	
Switch matrix,CTCadvanced,SPM-4 NI DAQ,28016133,NI	

Test at TX 5755 MHz

RESULT: Reference Power cond.

Test Description	Lower Limit	Upper Limit	Measured	Unit	Verdict
Ref. Power 1MHz/1MHz cond.	---	---	17.74	dBm	INFO
Ref. Frequency	---	---	5753.800	MHz	INFO

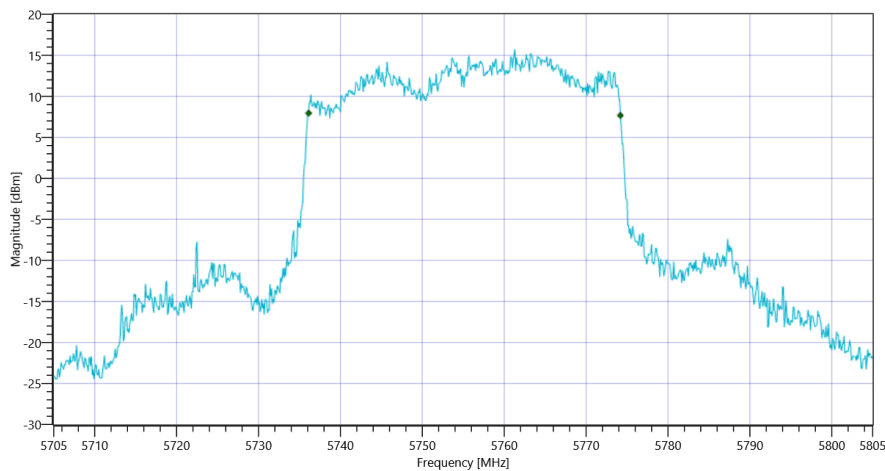
READ SA SETTINGS:

RefLevel [dBm] RefLevelOffset [dB] InpAtt [dB]	25.74 17.87 25
Start [MHz] Stop [MHz]	5705.000 5805.000
RBW [MHz] VBW [MHz]	0.500000 3.000000
Detector TraceMode	POS MAXH
Sweep: Time [ms] Count Points per Section Type	1 2500 1001 SWE

RESULT

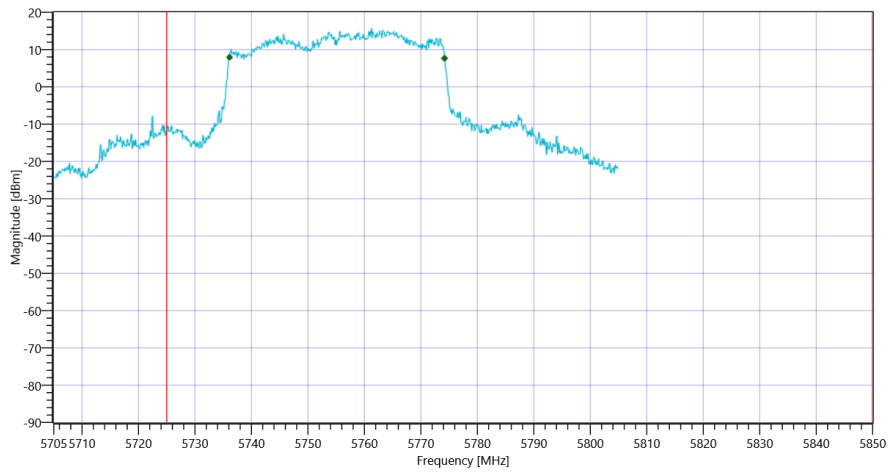
Test Description	Lower Limit	Upper Limit	Measured	Unit	Verdict
Bandwidth 99%	---	---	38.062	MHz	INFO
T1 99%	5725.000000	---	5736.1189	MHz	PASS
T2 99%	---	5850.000000	5774.1808	MHz	PASS

Plot: Bandwidth only



FCC Part 15.407 & ISED Bandwidths ~ WLAN5Gx ax-HE40 U-NII-3 99PCT

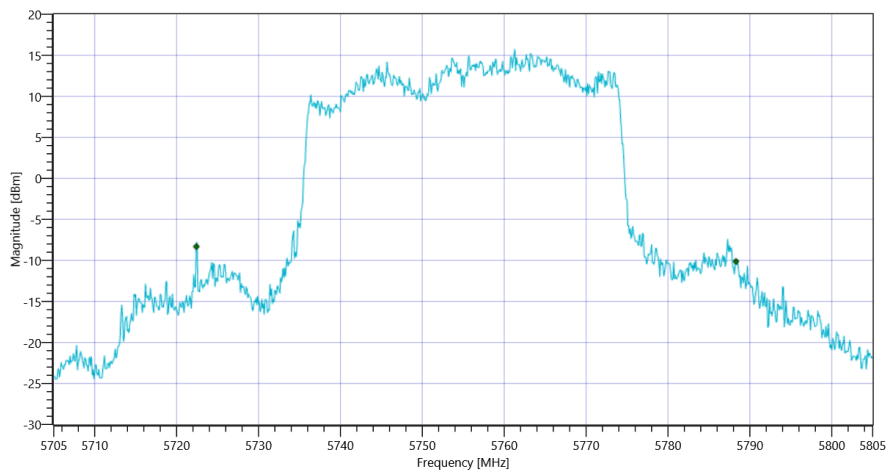
Plot: Bandwidth within Band



FCC Part 15.407 & ISSED Bandwidths ~ WLAN5Gx ax-HE40 U-NII-3

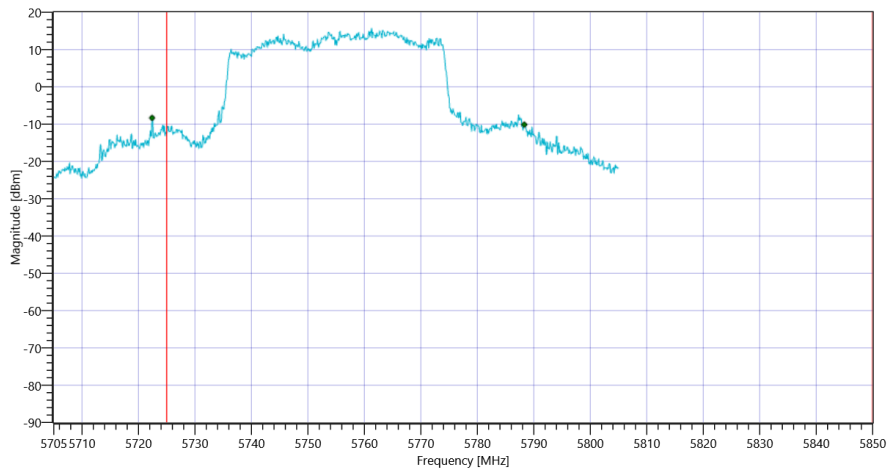
RESULT					
Test Description	Lower Limit	Upper Limit	Measured	Unit	Verdict
Bandwidth 20dB	---	---	65.9	MHz	INFO
T1 26dB	5725.000000	---	5722.4000	MHz	DFS required
T2 26dB	---	5850.000000	5788.3000	MHz	PASS

Plot: Bandwidth only



FCC Part 15.407 & ISSED Bandwidths ~ WLAN5Gx ax-HE40 U-NII-3 26dB

Plot: Bandwidth within Band



FCC Part 15.407 & ISSED Bandwidths ~ WLAN5Gx ax-HE40 U-NII-3

General verdict

PASS

FCC Part 15.407 & ISED Bandwidths ~ WLAN5Gx ax-HE40 U-NII-2C

Test References	
TC Start	30.03.2022 10:14:21
Ambit Temp [°C] Humidity [rel%]	25.3 32
System Version	3.0.5.9
Test Specification	FCC Part 15.407 & ISET RSS-GEN
Test Method	26dB Bandwidth KDB789033 D02, C.1 / ISED RSS-GEN
TC Version	0.0.1
My Description	FCC 15.407 Bandwidths - WLAN5Gx ax-HE40 U-NII-2C
Add. Information	

EUT Common Settings WLAN5Gx	
Number of Antenna Ports	4
User Interaction	No
Device Class UNII_1	AP indoor

Test Parameter	
Technology to test	WLAN5Gx ax-HE40 U-NII-2C
Antenna Port used	4
Temperature	nom
Voltage	nom
Frequency low to test	False Freq [MHz] 5510
Frequency mid to test	False Freq [MHz] 5590
Frequency high to test	True Freq [MHz] 5670
Auto Control enabled Power Supply Climatic Box	No No
Additional Path Loss [dB]	0.5
Switched Path	EUT - SignalingUnit - SpectrumAnalyzer

Test Equipment	
Signal analyzer,Rohde&Schwarz,FSV-40,1307.9002K40/101042,3.70	
Switch matrix,CTCadvanced,SPM-4 NI DAQ,28016133,NI	

Test at TX 5670 MHz

RESULT: Reference Power cond.

Test Description	Lower Limit	Upper Limit	Measured	Unit	Verdict
Ref. Power 1MHz/1MHz cond.	---	---	13.11	dBm	INFO
Ref. Frequency	---	---	5664.010	MHz	INFO

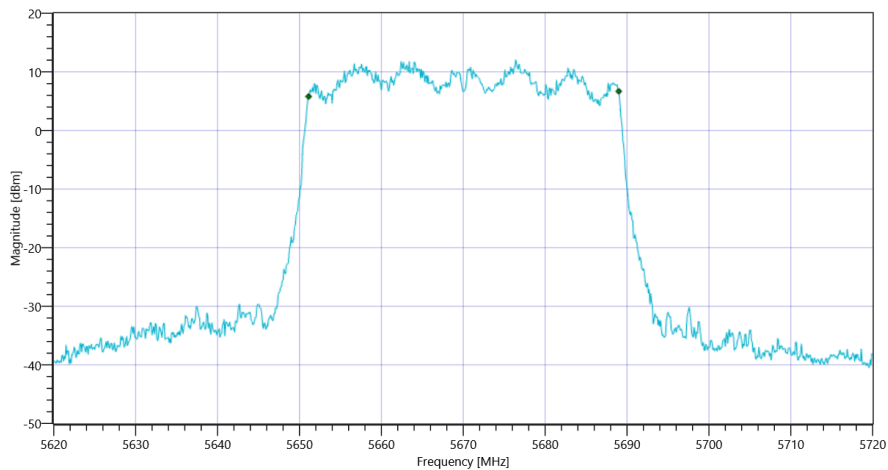
READ SA SETTINGS:

RefLevel [dBm] RefLevelOffset [dB] InpAtt [dB]	21.11 17.77 20
Start [MHz] Stop [MHz]	5620.000 5720.000
RBW [MHz] VBW [MHz]	0.500000 3.000000
Detector TraceMode	POS MAXH
Sweep: Time [ms] Count Points per Section Type	1 2500 1001 SWE

RESULT

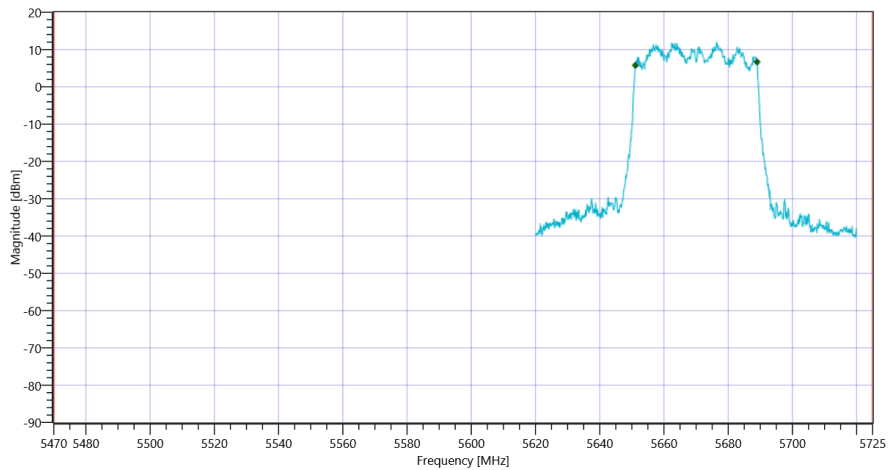
Test Description	Lower Limit	Upper Limit	Measured	Unit	Verdict
Bandwidth 99%	---	---	37.862	MHz	INFO
T1 99%	5470.000000	---	5651.1189	MHz	PASS since U-NII-3 is supported
T2 99%	---	5725.000000	5688.9810	MHz	

Plot: Bandwidth only



FCC Part 15.407 & ISSED Bandwidths ~ WLAN5Gx ax-HE40 U-NII-2C 99PCT

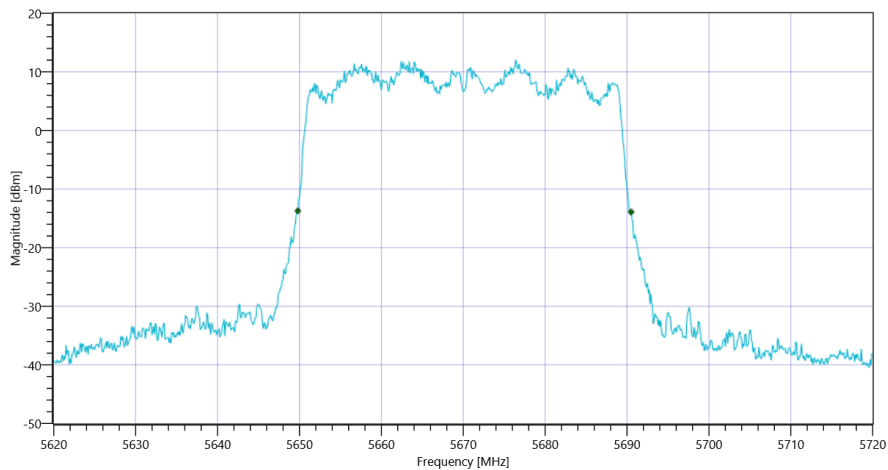
Plot: Bandwidth within Band



FCC Part 15.407 & ISSED Bandwidths ~ WLAN5Gx ax-HE40 U-NII-2C

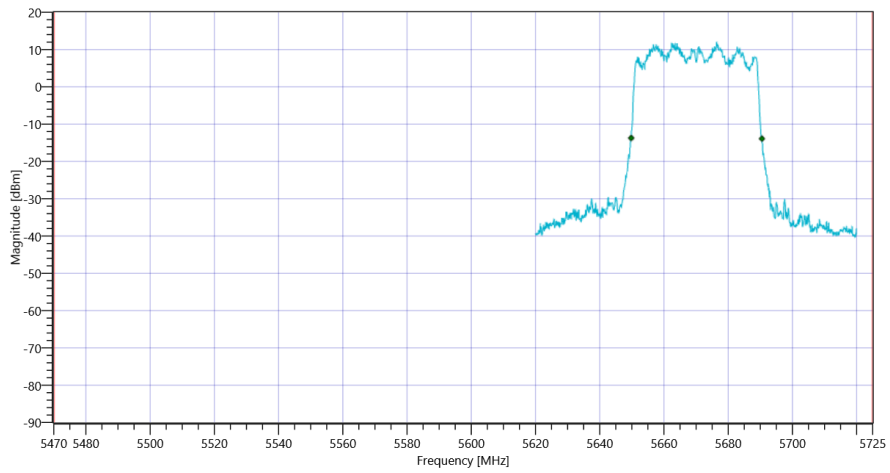
RESULT					
Test Description	Lower Limit	Upper Limit	Measured	Unit	Verdict
Bandwidth 20dB	---	---	40.7	MHz	INFO
T1 26dB	5470.000000	---	5649.8000	MHz	PASS since U-NII-3 is supported
T2 26dB	---	5725.000000	5690.5000	MHz	

Plot: Bandwidth only



FCC Part 15.407 & ISSED Bandwidths ~ WLAN5Gx ax-HE40 U-NII-2C 26dB

Plot: Bandwidth within Band



FCC Part 15.407 & ISSED Bandwidths ~ WLAN5Gx ax-HE40 U-NII-2C

General verdict

PASS

FCC Part 15.407 & ISED Bandwidths ~ WLAN5Gx ax-HE40 U-NII-2C

Test References	
TC Start	30.03.2022 10:10:27
Ambit Temp [°C] Humidity [rel%]	25.3 32
System Version	3.0.5.9
Test Specification	FCC Part 15.407 & ISET RSS-GEN
Test Method	26dB Bandwidth KDB789033 D02, C.1 / ISED RSS-GEN
TC Version	0.0.1
My Description	FCC 15.407 Bandwidths - WLAN5Gx ax-HE40 U-NII-2C
Add. Information	

EUT Common Settings WLAN5Gx	
Number of Antenna Ports	4
User Interaction	No
Device Class UNII_1	AP indoor

Test Parameter	
Technology to test	WLAN5Gx ax-HE40 U-NII-2C
Antenna Port used	3
Temperature	nom
Voltage	nom
Frequency low to test	False Freq [MHz] 5510
Frequency mid to test	False Freq [MHz] 5590
Frequency high to test	True Freq [MHz] 5670
Auto Control enabled Power Supply Climatic Box	No No
Additional Path Loss [dB]	0.5
Switched Path	EUT - SignalingUnit - SpectrumAnalyzer

Test Equipment	
Signal analyzer,Rohde&Schwarz,FSV-40,1307.9002K40/101042,3.70	
Switch matrix,CTCadvanced,SPM-4 NI DAQ,28016133,NI	

Test at TX 5670 MHz

RESULT: Reference Power cond.

Test Description	Lower Limit	Upper Limit	Measured	Unit	Verdict
Ref. Power 1MHz/1MHz cond.	---	---	14.59	dBm	INFO
Ref. Frequency	---	---	5682.190	MHz	INFO

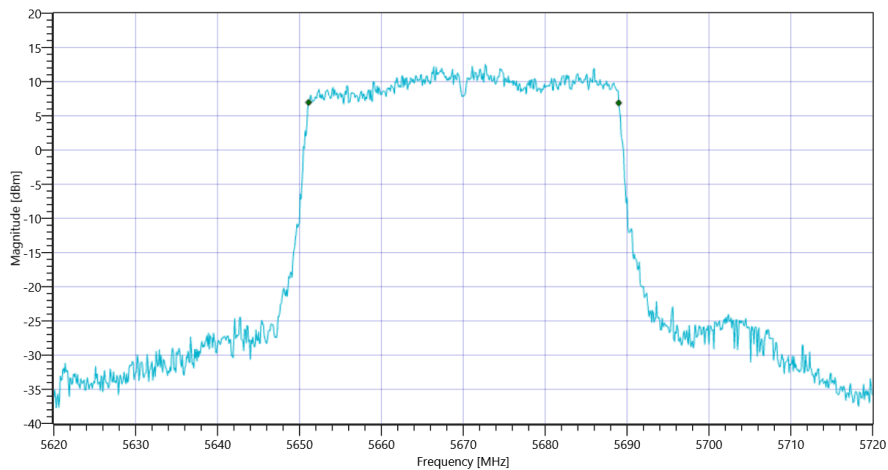
READ SA SETTINGS:

RefLevel [dBm] RefLevelOffset [dB] InpAtt [dB]	22.59 17.77 20
Start [MHz] Stop [MHz]	5620.000 5720.000
RBW [MHz] VBW [MHz]	0.500000 3.000000
Detector TraceMode	POS MAXH
Sweep: Time [ms] Count Points per Section Type	1 2500 1001 SWE

RESULT

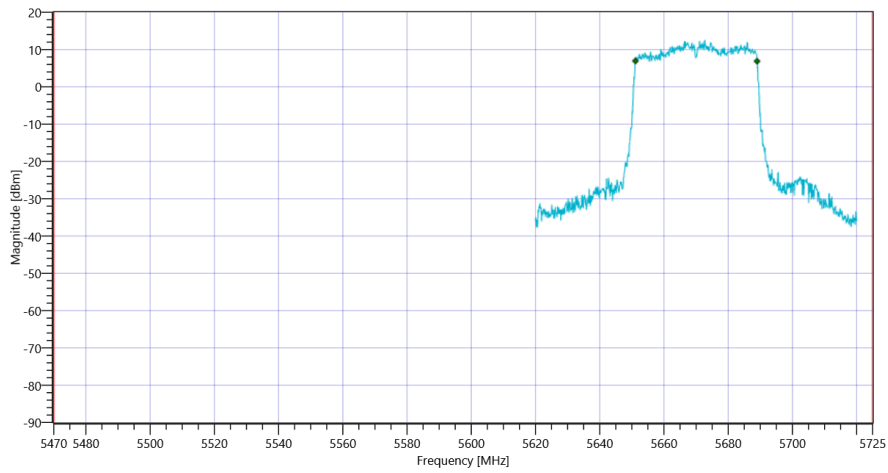
Test Description	Lower Limit	Upper Limit	Measured	Unit	Verdict
Bandwidth 99%	---	---	37.862	MHz	INFO
T1 99%	5470.000000	---	5651.1189	MHz	PASS since U-NII-3 is supported
T2 99%	---	5725.000000	5688.9810	MHz	

Plot: Bandwidth only



FCC Part 15.407 & ISSED Bandwidths ~ WLAN5Gx ax-HE40 U-NII-2C 99PCT

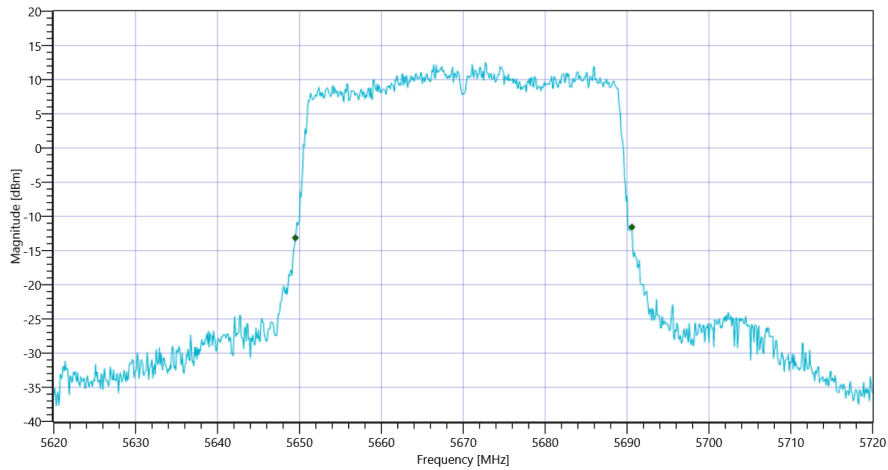
Plot: Bandwidth within Band



FCC Part 15.407 & ISSED Bandwidths ~ WLAN5Gx ax-HE40 U-NII-2C

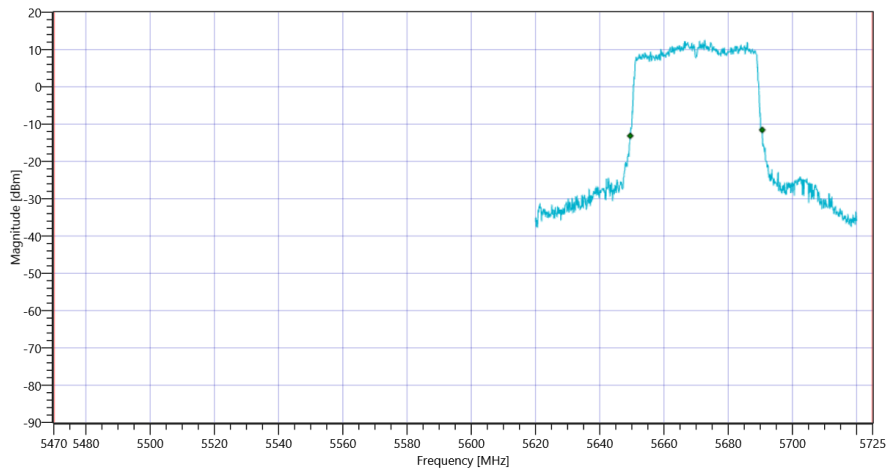
RESULT					
Test Description	Lower Limit	Upper Limit	Measured	Unit	Verdict
Bandwidth 20dB	---	---	41.1	MHz	INFO
T1 26dB	5470.000000	---	5649.5000	MHz	PASS since U-NII-3 is supported
T2 26dB	---	5725.000000	5690.6000	MHz	

Plot: Bandwidth only



FCC Part 15.407 & ISSED Bandwidths ~ WLAN5Gx ax-HE40 U-NII-2C 26dB

Plot: Bandwidth within Band



FCC Part 15.407 & ISSED Bandwidths ~ WLAN5Gx ax-HE40 U-NII-2C

General verdict

PASS

FCC Part 15.407 & ISED Bandwidths ~ WLAN5Gx ax-HE40 U-NII-2C

Test References	
TC Start	30.03.2022 10:06:34
Ambit Temp [°C] Humidity [rel%]	25.3 32
System Version	3.0.5.9
Test Specification	FCC Part 15.407 & ISET RSS-GEN
Test Method	26dB Bandwidth KDB789033 D02, C.1 / ISED RSS-GEN
TC Version	0.0.1
My Description	FCC 15.407 Bandwidths - WLAN5Gx ax-HE40 U-NII-2C
Add. Information	

EUT Common Settings WLAN5Gx	
Number of Antenna Ports	4
User Interaction	No
Device Class UNII_1	AP indoor

Test Parameter	
Technology to test	WLAN5Gx ax-HE40 U-NII-2C
Antenna Port used	2
Temperature	nom
Voltage	nom
Frequency low to test	False Freq [MHz] 5510
Frequency mid to test	False Freq [MHz] 5590
Frequency high to test	True Freq [MHz] 5670
Auto Control enabled Power Supply Climatic Box	No No
Additional Path Loss [dB]	0.5
Switched Path	EUT - SignalingUnit - SpectrumAnalyzer

Test Equipment	
Signal analyzer,Rohde&Schwarz,FSV-40,1307.9002K40/101042,3.70	
Switch matrix,CTCadvanced,SPM-4 NI DAQ,28016133,NI	

Test at TX 5670 MHz

RESULT: Reference Power cond.

Test Description	Lower Limit	Upper Limit	Measured	Unit	Verdict
Ref. Power 1MHz/1MHz cond.	---	---	11.65	dBm	INFO
Ref. Frequency	---	---	5657.610	MHz	INFO

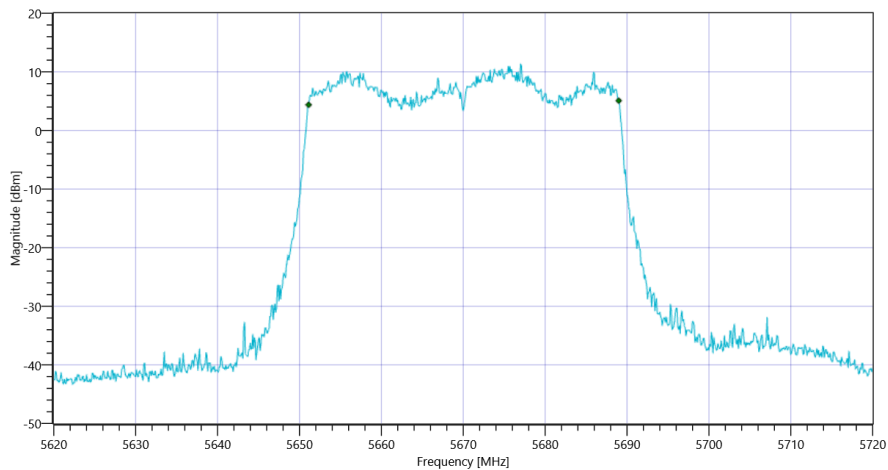
READ SA SETTINGS:

RefLevel [dBm] RefLevelOffset [dB] InpAtt [dB]	19.65 17.77 20
Start [MHz] Stop [MHz]	5620.000 5720.000
RBW [MHz] VBW [MHz]	0.500000 3.000000
Detector TraceMode	POS MAXH
Sweep: Time [ms] Count Points per Section Type	1 2500 1001 SWE

RESULT

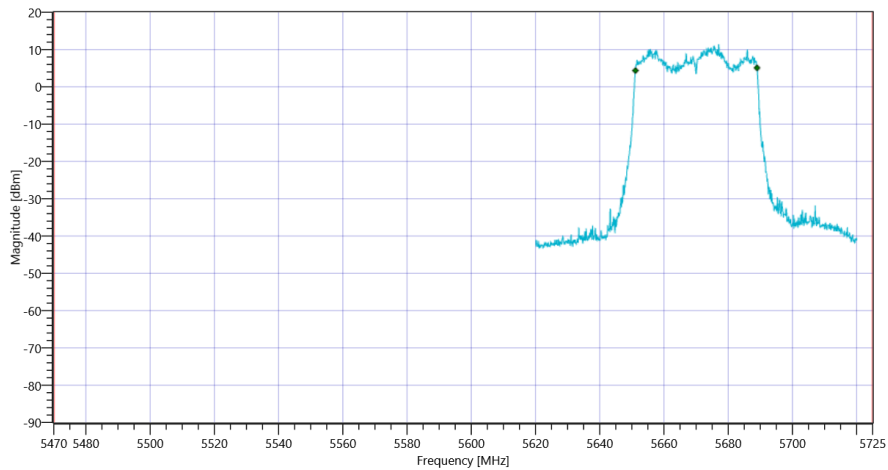
Test Description	Lower Limit	Upper Limit	Measured	Unit	Verdict
Bandwidth 99%	---	---	37.862	MHz	INFO
T1 99%	5470.000000	---	5651.1189	MHz	PASS since U-NII-3 is supported
T2 99%	---	5725.000000	5688.9810	MHz	

Plot: Bandwidth only



FCC Part 15.407 & ISSED Bandwidths ~ WLAN5Gx ax-HE40 U-NII-2C 99PCT

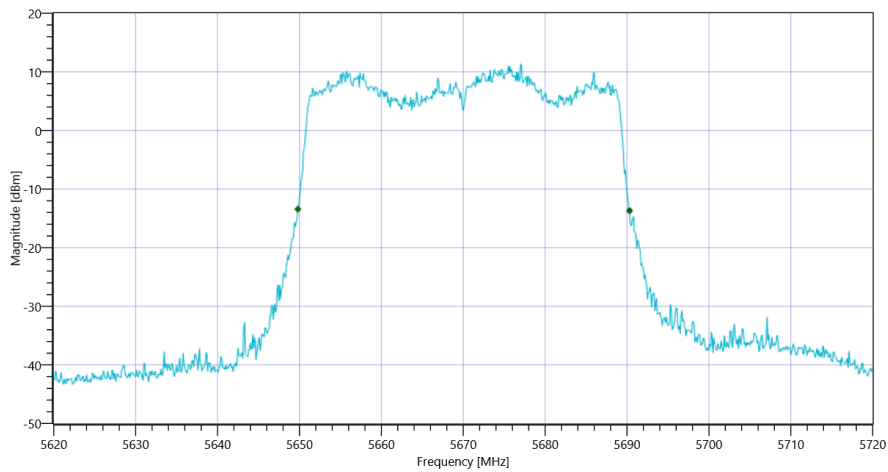
Plot: Bandwidth within Band



FCC Part 15.407 & ISSED Bandwidths ~ WLAN5Gx ax-HE40 U-NII-2C

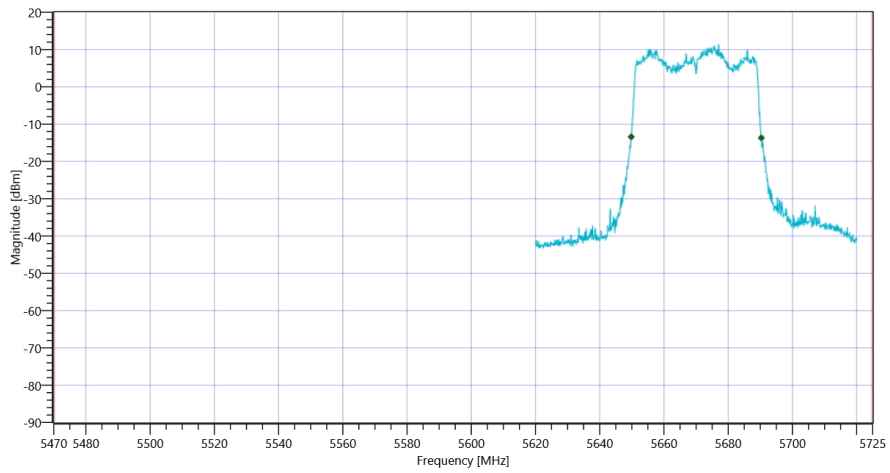
RESULT					
Test Description	Lower Limit	Upper Limit	Measured	Unit	Verdict
Bandwidth 20dB	---	---	40.5	MHz	INFO
T1 26dB	5470.000000	---	5649.8000	MHz	PASS since U-NII-3 is supported
T2 26dB	---	5725.000000	5690.3000	MHz	

Plot: Bandwidth only



FCC Part 15.407 & ISSED Bandwidths ~ WLAN5Gx ax-HE40 U-NII-2C 26dB

Plot: Bandwidth within Band



FCC Part 15.407 & ISSED Bandwidths ~ WLAN5Gx ax-HE40 U-NII-2C

General verdict

PASS

FCC Part 15.407 & ISED Bandwidths ~ WLAN5Gx ax-HE40 U-NII-2C

Test References	
TC Start	30.03.2022 10:02:39
Ambit Temp [°C] Humidity [rel%]	25.3 32
System Version	3.0.5.9
Test Specification	FCC Part 15.407 & ISET RSS-GEN
Test Method	26dB Bandwidth KDB789033 D02, C.1 / ISED RSS-GEN
TC Version	0.0.1
My Description	FCC 15.407 Bandwidths - WLAN5Gx ax-HE40 U-NII-2C
Add. Information	

EUT Common Settings WLAN5Gx	
Number of Antenna Ports	4
User Interaction	No
Device Class UNII_1	AP indoor

Test Parameter	
Technology to test	WLAN5Gx ax-HE40 U-NII-2C
Antenna Port used	1
Temperature	nom
Voltage	nom
Frequency low to test	False Freq [MHz] 5510
Frequency mid to test	False Freq [MHz] 5590
Frequency high to test	True Freq [MHz] 5670
Auto Control enabled Power Supply Climatic Box	No No
Additional Path Loss [dB]	0.5
Switched Path	EUT - SignalingUnit - SpectrumAnalyzer

Test Equipment	
Signal analyzer,Rohde&Schwarz,FSV-40,1307.9002K40/101042,3.70	
Switch matrix,CTCadvanced,SPM-4 NI DAQ,28016133,NI	

Test at TX 5670 MHz

RESULT: Reference Power cond.

Test Description	Lower Limit	Upper Limit	Measured	Unit	Verdict
Ref. Power 1MHz/1MHz cond.	---	---	12.91	dBm	INFO
Ref. Frequency	---	---	5666.600	MHz	INFO

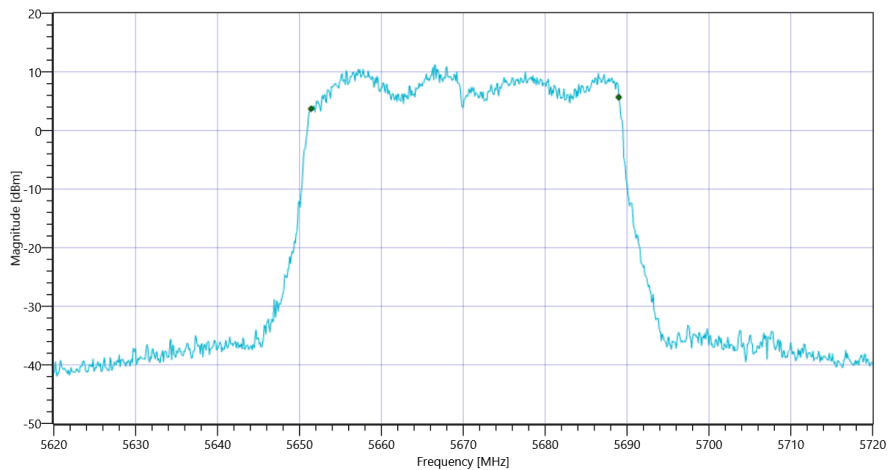
READ SA SETTINGS:

RefLevel [dBm] RefLevelOffset [dB] InpAtt [dB]	20.91 17.77 20
Start [MHz] Stop [MHz]	5620.000 5720.000
RBW [MHz] VBW [MHz]	0.500000 3.000000
Detector TraceMode	POS MAXH
Sweep: Time [ms] Count Points per Section Type	1 2500 1001 SWE

RESULT

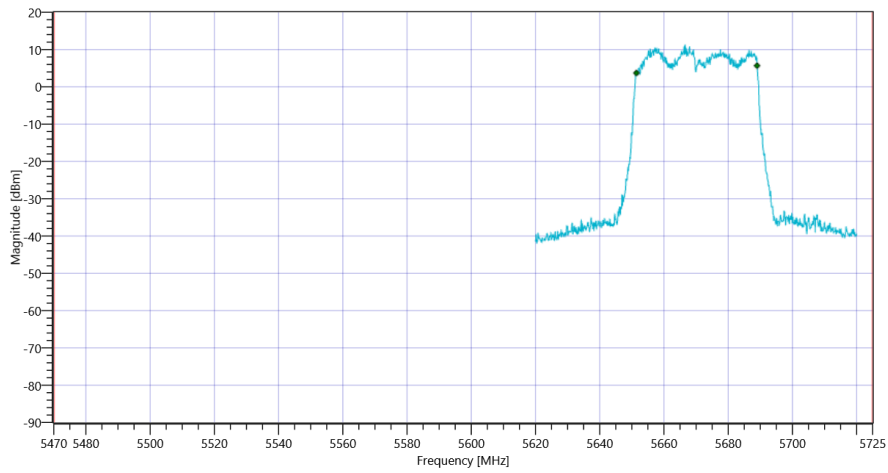
Test Description	Lower Limit	Upper Limit	Measured	Unit	Verdict
Bandwidth 99%	---	---	37.562	MHz	INFO
T1 99%	5470.000000	---	5651.4186	MHz	PASS since U-NII-3 is supported
T2 99%	---	5725.000000	5688.9810	MHz	

Plot: Bandwidth only



FCC Part 15.407 & ISSED Bandwidths ~ WLAN5Gx ax-HE40 U-NII-2C 99PCT

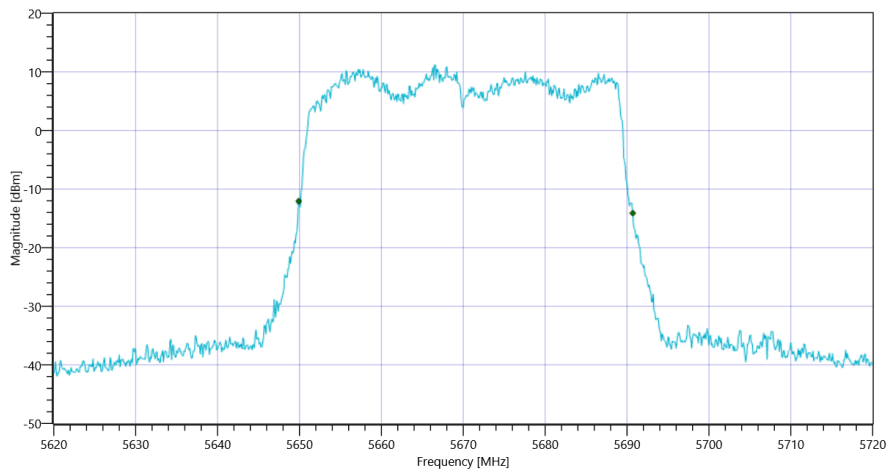
Plot: Bandwidth within Band



FCC Part 15.407 & ISSED Bandwidths ~ WLAN5Gx ax-HE40 U-NII-2C

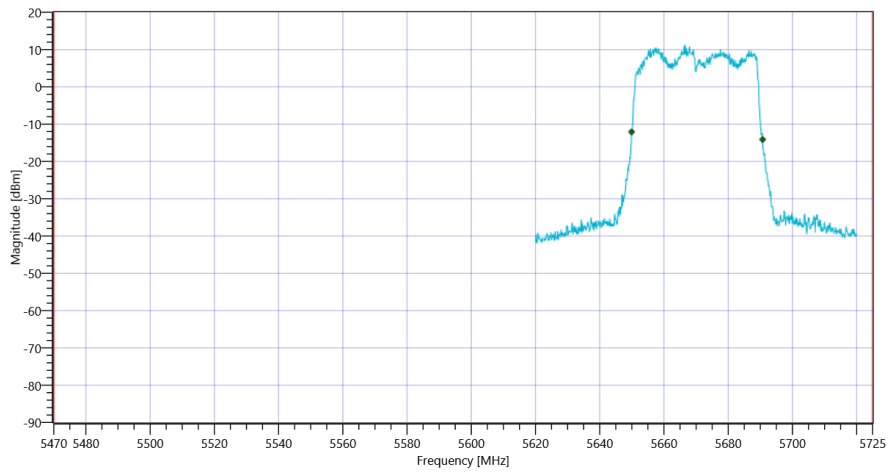
RESULT					
Test Description	Lower Limit	Upper Limit	Measured	Unit	Verdict
Bandwidth 20dB	---	---	40.8	MHz	INFO
T1 26dB	5470.000000	---	5649.9000	MHz	PASS since U-NII-3 is supported
T2 26dB	---	5725.000000	5690.7000	MHz	

Plot: Bandwidth only



FCC Part 15.407 & ISSED Bandwidths ~ WLAN5Gx ax-HE40 U-NII-2C 26dB

Plot: Bandwidth within Band



FCC Part 15.407 & ISSED Bandwidths ~ WLAN5Gx ax-HE40 U-NII-2C

General verdict

PASS

FCC Part 15.407 & ISED Bandwidths ~ WLAN5Gx ax-HE40 U-NII-2C

Test References	
TC Start	30.03.2022 09:58:22
Ambit Temp [°C] Humidity [rel%]	25.3 32
System Version	3.0.5.9
Test Specification	FCC Part 15.407 & ISET RSS-GEN
Test Method	26dB Bandwidth KDB789033 D02, C.1 / ISED RSS-GEN
TC Version	0.0.1
My Description	FCC 15.407 Bandwidths - WLAN5Gx ax-HE40 U-NII-2C
Add. Information	

EUT Common Settings WLAN5Gx	
Number of Antenna Ports	4
User Interaction	No
Device Class UNII_1	AP indoor

Test Parameter	
Technology to test	WLAN5Gx ax-HE40 U-NII-2C
Antenna Port used	4
Temperature	nom
Voltage	nom
Frequency low to test	False Freq [MHz] 5510
Frequency mid to test	True Freq [MHz] 5590
Frequency high to test	False Freq [MHz] 5670
Auto Control enabled Power Supply Climatic Box	No No
Additional Path Loss [dB]	0.5
Switched Path	EUT - SignalingUnit - SpectrumAnalyzer

Test Equipment	
Signal analyzer,Rohde&Schwarz,FSV-40,1307.9002K40/101042,3.70	
Switch matrix,CTCadvanced,SPM-4 NI DAQ,28016133,NI	

Test at TX 5590 MHz

RESULT: Reference Power cond.

Test Description	Lower Limit	Upper Limit	Measured	Unit	Verdict
Ref. Power 1MHz/1MHz cond.	---	---	12.73	dBm	INFO
Ref. Frequency	---	---	5586.400	MHz	INFO

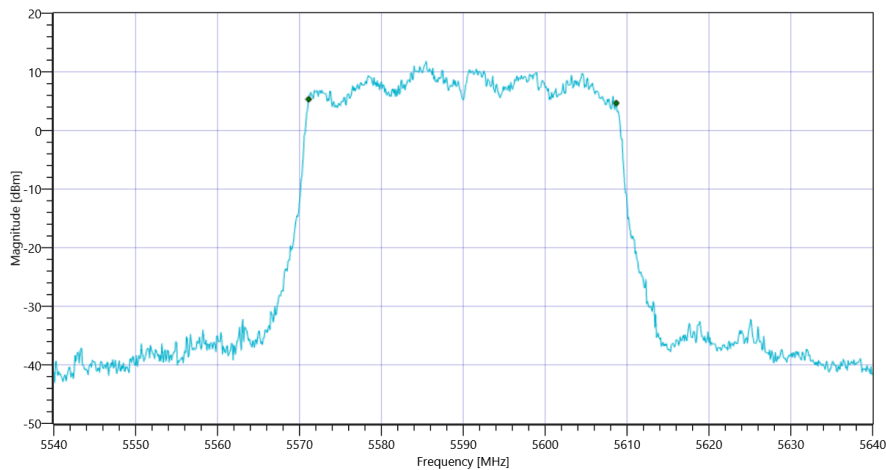
READ SA SETTINGS:

RefLevel [dBm] RefLevelOffset [dB] InpAtt [dB]	20.73 18.12 20
Start [MHz] Stop [MHz]	5540.000 5640.000
RBW [MHz] VBW [MHz]	0.500000 3.000000
Detector TraceMode	POS MAXH
Sweep: Time [ms] Count Points per Section Type	1 2500 1001 SWE

RESULT

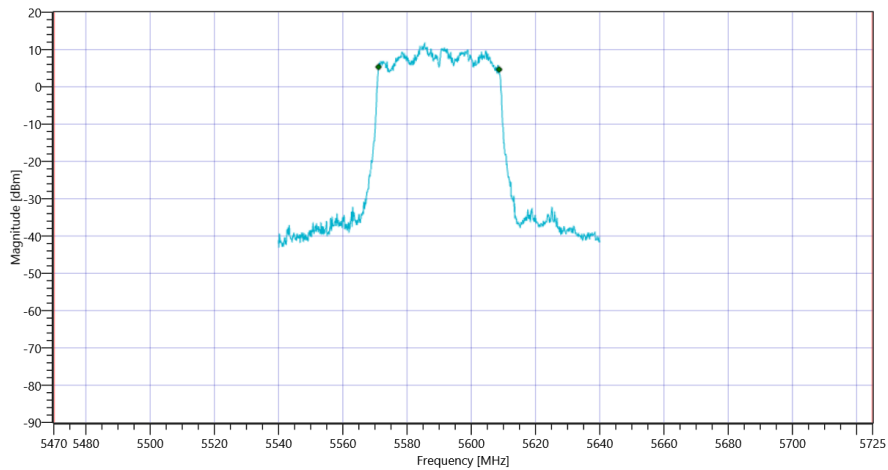
Test Description	Lower Limit	Upper Limit	Measured	Unit	Verdict
Bandwidth 99%	---	---	37.562	MHz	INFO
T1 99%	5470.000000	---	5571.1189	MHz	PASS since U-NII-3 is supported
T2 99%	---	5725.000000	5608.6813	MHz	

Plot: Bandwidth only



FCC Part 15.407 & ISSED Bandwidths ~ WLAN5Gx ax-HE40 U-NII-2C 99PCT

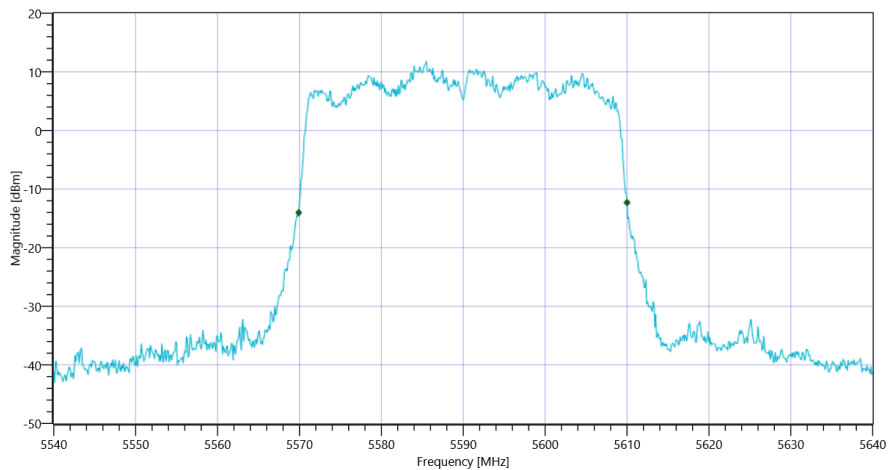
Plot: Bandwidth within Band



FCC Part 15.407 & ISSED Bandwidths ~ WLAN5Gx ax-HE40 U-NII-2C

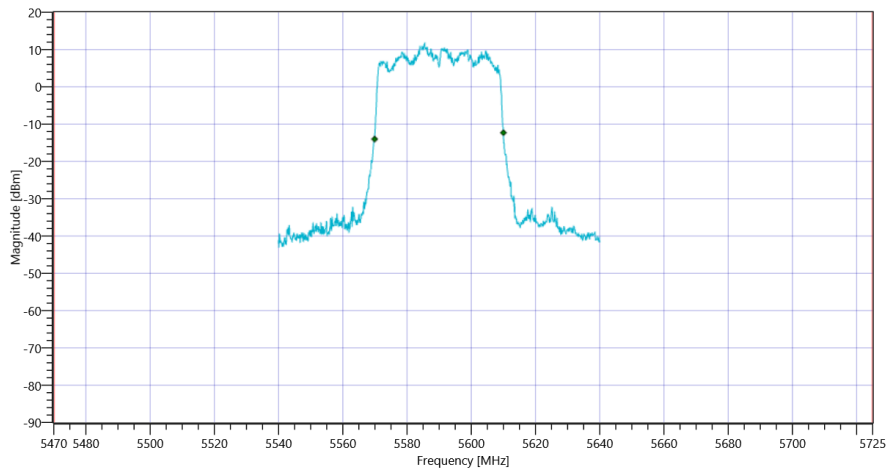
RESULT					
Test Description	Lower Limit	Upper Limit	Measured	Unit	Verdict
Bandwidth 20dB	---	---	40.1	MHz	INFO
T1 26dB	5470.000000	---	5569.9000	MHz	PASS since U-NII-3 is supported
T2 26dB	---	5725.000000	5610.0000	MHz	

Plot: Bandwidth only



FCC Part 15.407 & ISSED Bandwidths ~ WLAN5Gx ax-HE40 U-NII-2C 26dB

Plot: Bandwidth within Band



FCC Part 15.407 & ISSED Bandwidths ~ WLAN5Gx ax-HE40 U-NII-2C

General verdict

PASS

FCC Part 15.407 & ISED Bandwidths ~ WLAN5Gx ax-HE40 U-NII-2C

Test References	
TC Start	30.03.2022 09:54:29
Ambit Temp [°C] Humidity [rel%]	25.3 32
System Version	3.0.5.9
Test Specification	FCC Part 15.407 & ISET RSS-GEN
Test Method	26dB Bandwidth KDB789033 D02, C.1 / ISED RSS-GEN
TC Version	0.0.1
My Description	FCC 15.407 Bandwidths - WLAN5Gx ax-HE40 U-NII-2C
Add. Information	

EUT Common Settings WLAN5Gx	
Number of Antenna Ports	4
User Interaction	No
Device Class UNII_1	AP indoor

Test Parameter	
Technology to test	WLAN5Gx ax-HE40 U-NII-2C
Antenna Port used	3
Temperature	nom
Voltage	nom
Frequency low to test	False Freq [MHz] 5510
Frequency mid to test	True Freq [MHz] 5590
Frequency high to test	False Freq [MHz] 5670
Auto Control enabled Power Supply Climatic Box	No No
Additional Path Loss [dB]	0.5
Switched Path	EUT - SignalingUnit - SpectrumAnalyzer

Test Equipment	
Signal analyzer,Rohde&Schwarz,FSV-40,1307.9002K40/101042,3.70	
Switch matrix,CTCadvanced,SPM-4 NI DAQ,28016133,NI	

Test at TX 5590 MHz

RESULT: Reference Power cond.

Test Description	Lower Limit	Upper Limit	Measured	Unit	Verdict
Ref. Power 1MHz/1MHz cond.	---	---	13.05	dBm	INFO
Ref. Frequency	---	---	5588.400	MHz	INFO

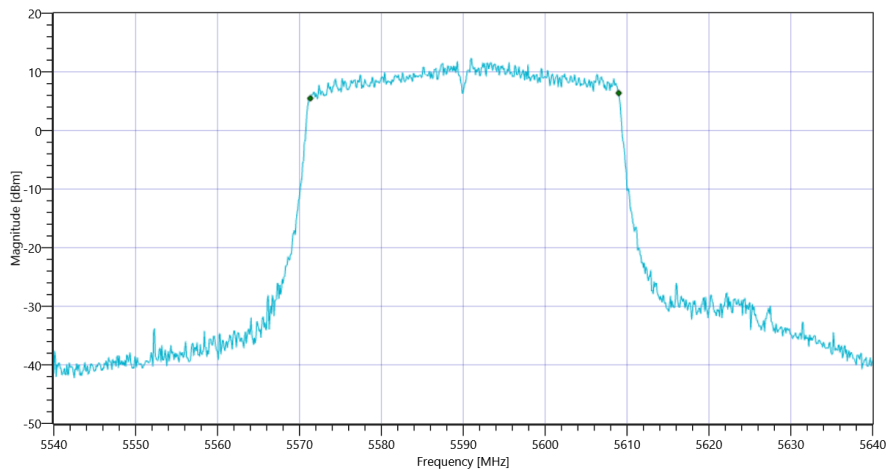
READ SA SETTINGS:

RefLevel [dBm] RefLevelOffset [dB] InpAtt [dB]	21.05 18.12 20
Start [MHz] Stop [MHz]	5540.000 5640.000
RBW [MHz] VBW [MHz]	0.500000 3.000000
Detector TraceMode	POS MAXH
Sweep: Time [ms] Count Points per Section Type	1 2500 1001 SWE

RESULT

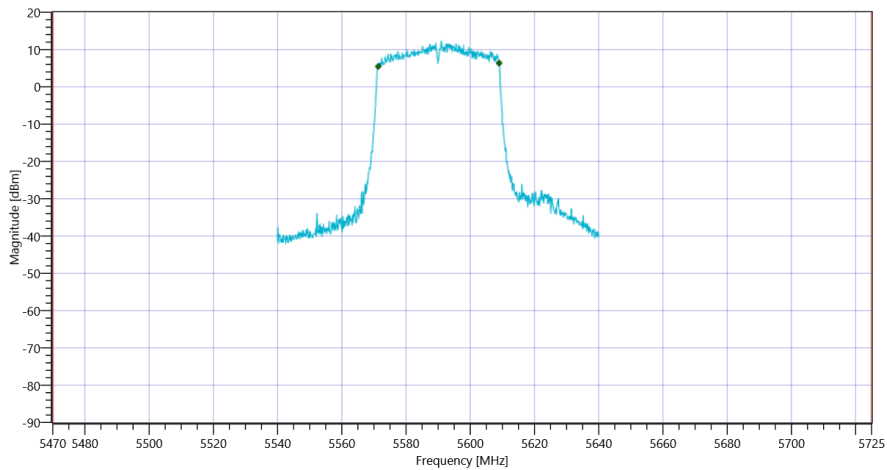
Test Description	Lower Limit	Upper Limit	Measured	Unit	Verdict
Bandwidth 99%	---	---	37.662	MHz	INFO
T1 99%	5470.000000	---	5571.3187	MHz	PASS since U-NII-3 is supported
T2 99%	---	5725.000000	5608.9810	MHz	

Plot: Bandwidth only



FCC Part 15.407 & ISSED Bandwidths ~ WLAN5Gx ax-HE40 U-NII-2C 99PCT

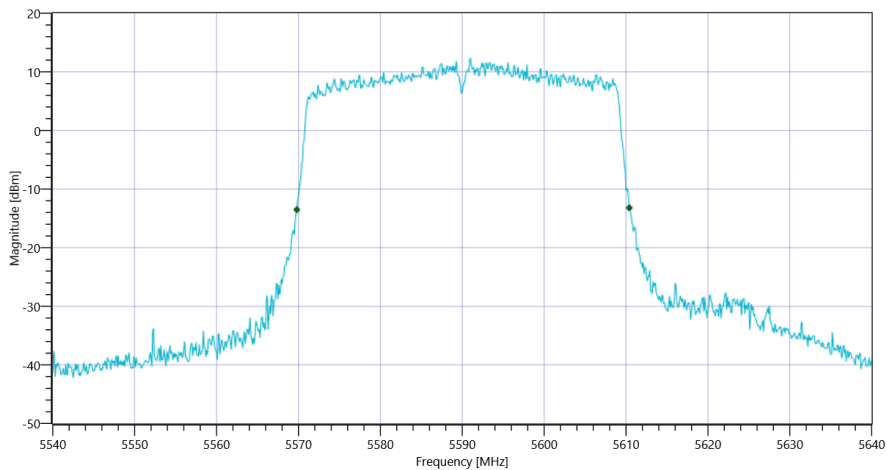
Plot: Bandwidth within Band



FCC Part 15.407 & ISSED Bandwidths ~ WLAN5Gx ax-HE40 U-NII-2C

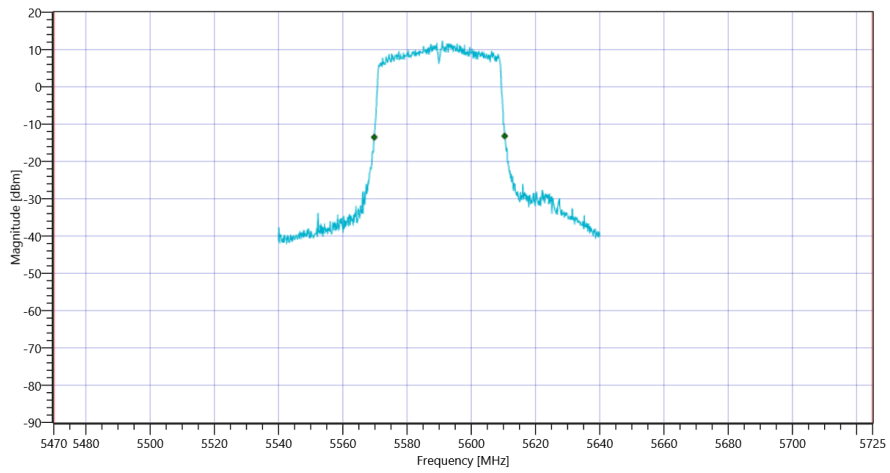
RESULT					
Test Description	Lower Limit	Upper Limit	Measured	Unit	Verdict
Bandwidth 20dB	---	---	40.6	MHz	INFO
T1 26dB	5470.000000	---	5569.8000	MHz	PASS since U-NII-3 is supported
T2 26dB	---	5725.000000	5610.4000	MHz	

Plot: Bandwidth only



FCC Part 15.407 & ISSED Bandwidths ~ WLAN5Gx ax-HE40 U-NII-2C 26dB

Plot: Bandwidth within Band



FCC Part 15.407 & ISSED Bandwidths ~ WLAN5Gx ax-HE40 U-NII-2C

General verdict

PASS

FCC Part 15.407 & ISED Bandwidths ~ WLAN5Gx ax-HE40 U-NII-2C

Test References	
TC Start	30.03.2022 09:50:37
Ambit Temp [°C] Humidity [rel%]	25.3 32
System Version	3.0.5.9
Test Specification	FCC Part 15.407 & ISET RSS-GEN
Test Method	26dB Bandwidth KDB789033 D02, C.1 / ISED RSS-GEN
TC Version	0.0.1
My Description	FCC 15.407 Bandwidths - WLAN5Gx ax-HE40 U-NII-2C
Add. Information	

EUT Common Settings WLAN5Gx	
Number of Antenna Ports	4
User Interaction	No
Device Class UNII_1	AP indoor

Test Parameter	
Technology to test	WLAN5Gx ax-HE40 U-NII-2C
Antenna Port used	2
Temperature	nom
Voltage	nom
Frequency low to test	False Freq [MHz] 5510
Frequency mid to test	True Freq [MHz] 5590
Frequency high to test	False Freq [MHz] 5670
Auto Control enabled Power Supply Climatic Box	No No
Additional Path Loss [dB]	0.5
Switched Path	EUT - SignalingUnit - SpectrumAnalyzer

Test Equipment	
Signal analyzer,Rohde&Schwarz,FSV-40,1307.9002K40/101042,3.70	
Switch matrix,CTCadvanced,SPM-4 NI DAQ,28016133,NI	

Test at TX 5590 MHz

RESULT: Reference Power cond.

Test Description	Lower Limit	Upper Limit	Measured	Unit	Verdict
Ref. Power 1MHz/1MHz cond.	---	---	11.77	dBm	INFO
Ref. Frequency	---	---	5577.610	MHz	INFO

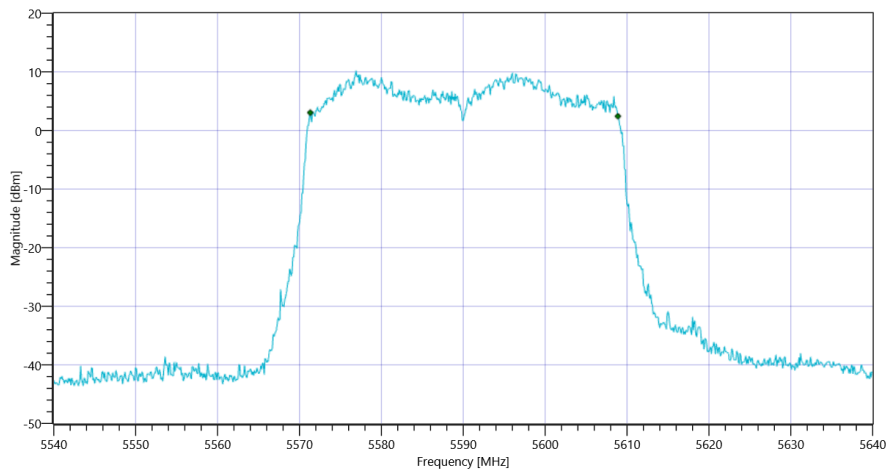
READ SA SETTINGS:

RefLevel [dBm] RefLevelOffset [dB] InpAtt [dB]	19.77 18.12 20
Start [MHz] Stop [MHz]	5540.000 5640.000
RBW [MHz] VBW [MHz]	0.500000 3.000000
Detector TraceMode	POS MAXH
Sweep: Time [ms] Count Points per Section Type	1 2500 1001 SWE

RESULT

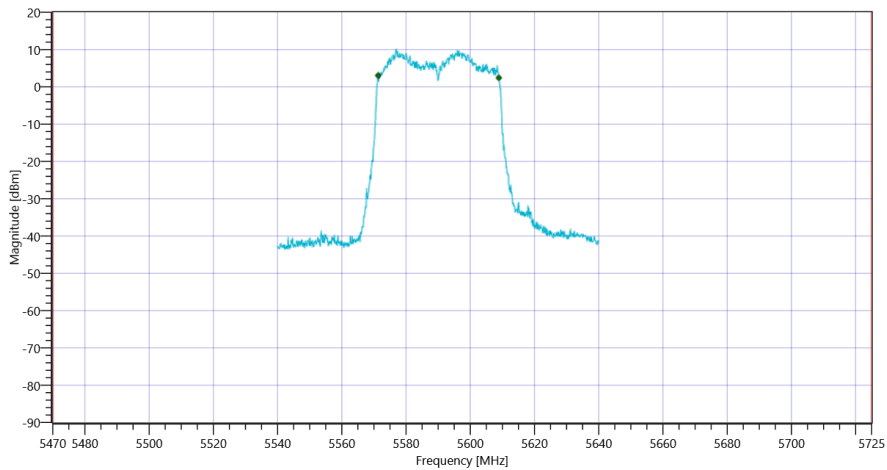
Test Description	Lower Limit	Upper Limit	Measured	Unit	Verdict
Bandwidth 99%	---	---	37.562	MHz	INFO
T1 99%	5470.000000	---	5571.3187	MHz	PASS since U-NII-3 is supported
T2 99%	---	5725.000000	5608.8811	MHz	

Plot: Bandwidth only



FCC Part 15.407 & ISSED Bandwidths ~ WLAN5Gx ax-HE40 U-NII-2C 99PCT

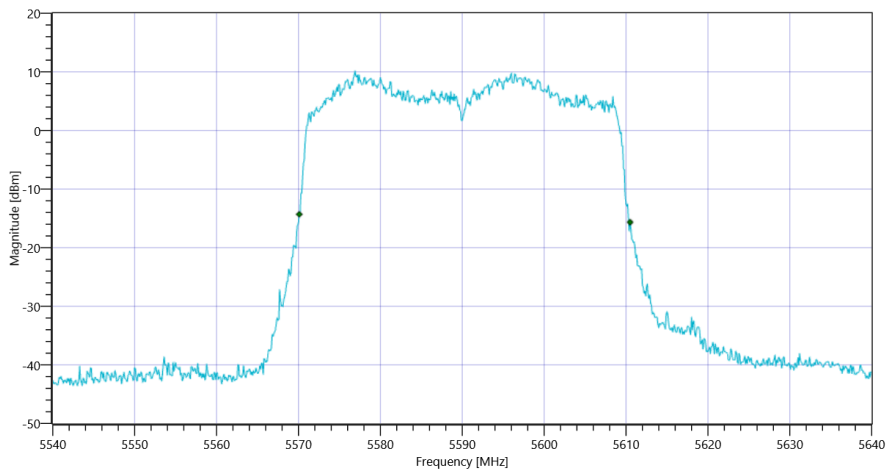
Plot: Bandwidth within Band



FCC Part 15.407 & ISSED Bandwidths ~ WLAN5Gx ax-HE40 U-NII-2C

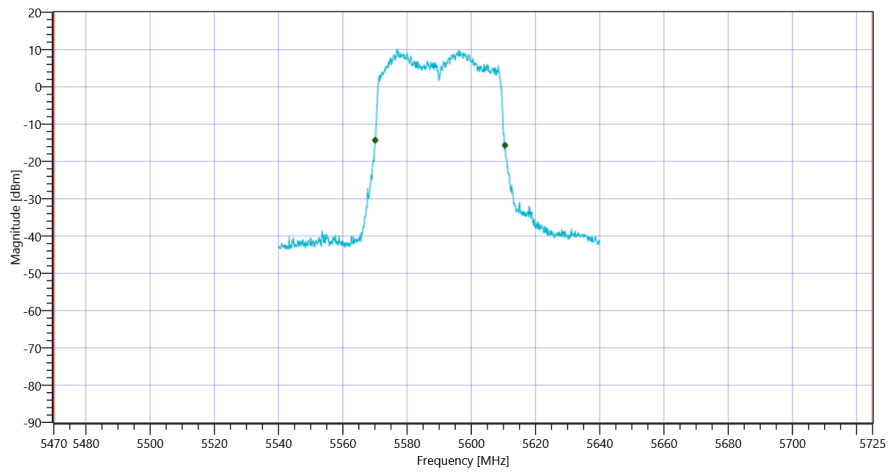
RESULT					
Test Description	Lower Limit	Upper Limit	Measured	Unit	Verdict
Bandwidth 20dB	---	---	40.4	MHz	INFO
T1 26dB	5470.000000	---	5570.1000	MHz	PASS since U-NII-3 is supported
T2 26dB	---	5725.000000	5610.5000	MHz	

Plot: Bandwidth only



FCC Part 15.407 & ISSED Bandwidths ~ WLAN5Gx ax-HE40 U-NII-2C 26dB

Plot: Bandwidth within Band



FCC Part 15.407 & ISSED Bandwidths ~ WLAN5Gx ax-HE40 U-NII-2C

General verdict

PASS

FCC Part 15.407 & ISED Bandwidths ~ WLAN5Gx ax-HE40 U-NII-2C

Test References	
TC Start	30.03.2022 09:46:47
Ambit Temp [°C] Humidity [rel%]	25.3 32
System Version	3.0.5.9
Test Specification	FCC Part 15.407 & ISET RSS-GEN
Test Method	26dB Bandwidth KDB789033 D02, C.1 / ISED RSS-GEN
TC Version	0.0.1
My Description	FCC 15.407 Bandwidths - WLAN5Gx ax-HE40 U-NII-2C
Add. Information	

EUT Common Settings WLAN5Gx	
Number of Antenna Ports	4
User Interaction	No
Device Class UNII_1	AP indoor

Test Parameter	
Technology to test	WLAN5Gx ax-HE40 U-NII-2C
Antenna Port used	1
Temperature	nom
Voltage	nom
Frequency low to test	False Freq [MHz] 5510
Frequency mid to test	True Freq [MHz] 5590
Frequency high to test	False Freq [MHz] 5670
Auto Control enabled Power Supply Climatic Box	No No
Additional Path Loss [dB]	0.5
Switched Path	EUT - SignalingUnit - SpectrumAnalyzer

Test Equipment	
Signal analyzer,Rohde&Schwarz,FSV-40,1307.9002K40/101042,3.70	
Switch matrix,CTCadvanced,SPM-4 NI DAQ,28016133,NI	

Test at TX 5590 MHz

RESULT: Reference Power cond.

Test Description	Lower Limit	Upper Limit	Measured	Unit	Verdict
Ref. Power 1MHz/1MHz cond.	---	---	10.74	dBm	INFO
Ref. Frequency	---	---	5586.800	MHz	INFO

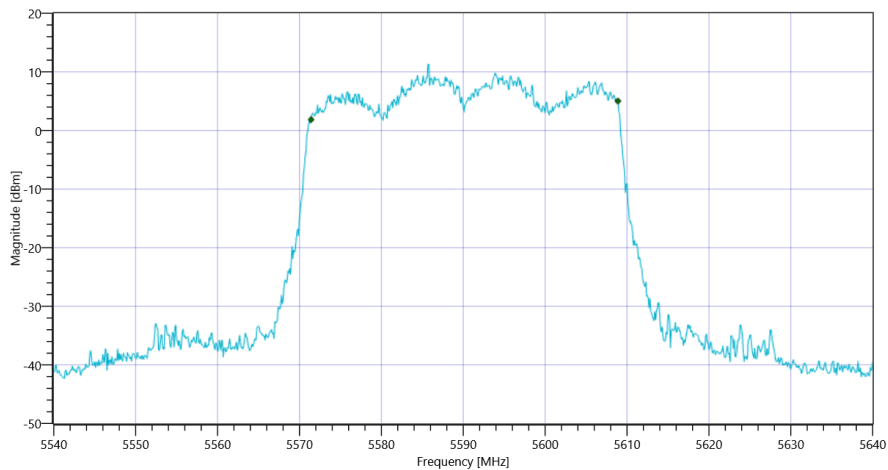
READ SA SETTINGS:

RefLevel [dBm] RefLevelOffset [dB] InpAtt [dB]	18.74 18.12 20
Start [MHz] Stop [MHz]	5540.000 5640.000
RBW [MHz] VBW [MHz]	0.500000 3.000000
Detector TraceMode	POS MAXH
Sweep: Time [ms] Count Points per Section Type	1 2500 1001 SWE

RESULT

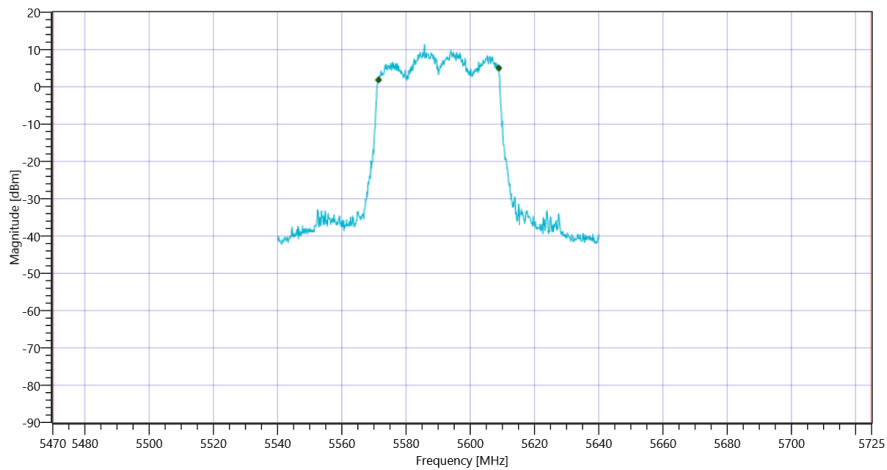
Test Description	Lower Limit	Upper Limit	Measured	Unit	Verdict
Bandwidth 99%	---	---	37.463	MHz	INFO
T1 99%	5470.000000	---	5571.4186	MHz	PASS since U-NII-3 is supported
T2 99%	---	5725.000000	5608.8811	MHz	

Plot: Bandwidth only



FCC Part 15.407 & ISSED Bandwidths ~ WLAN5Gx ax-HE40 U-NII-2C 99PCT

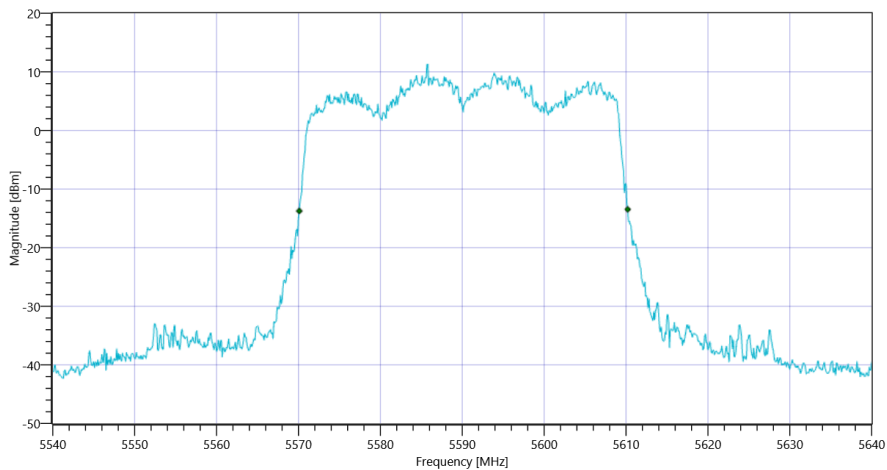
Plot: Bandwidth within Band



FCC Part 15.407 & ISSED Bandwidths ~ WLAN5Gx ax-HE40 U-NII-2C

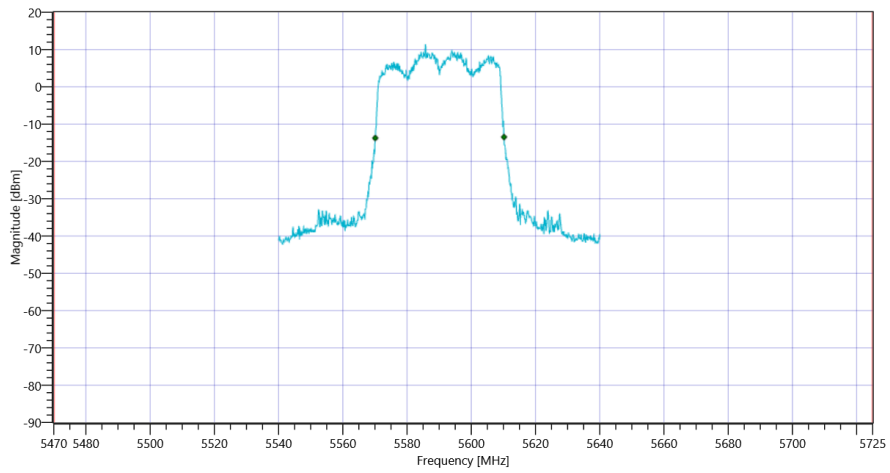
RESULT					
Test Description	Lower Limit	Upper Limit	Measured	Unit	Verdict
Bandwidth 20dB	---	---	40.1	MHz	INFO
T1 26dB	5470.000000	---	5570.1000	MHz	PASS since U-NII-3 is supported
T2 26dB	---	5725.000000	5610.2000	MHz	

Plot: Bandwidth only



FCC Part 15.407 & ISSED Bandwidths ~ WLAN5Gx ax-HE40 U-NII-2C 26dB

Plot: Bandwidth within Band



FCC Part 15.407 & ISSED Bandwidths ~ WLAN5Gx ax-HE40 U-NII-2C

General verdict

PASS

FCC Part 15.407 & ISED Bandwidths ~ WLAN5Gx ax-HE40 U-NII-2C

Test References	
TC Start	30.03.2022 09:42:39
Ambit Temp [°C] Humidity [rel%]	25.3 31
System Version	3.0.5.9
Test Specification	FCC Part 15.407 & ISET RSS-GEN
Test Method	26dB Bandwidth KDB789033 D02, C.1 / ISED RSS-GEN
TC Version	0.0.1
My Description	FCC 15.407 Bandwidths - WLAN5Gx ax-HE40 U-NII-2C
Add. Information	

EUT Common Settings WLAN5Gx	
Number of Antenna Ports	4
User Interaction	No
Device Class UNII_1	AP indoor

Test Parameter	
Technology to test	WLAN5Gx ax-HE40 U-NII-2C
Antenna Port used	4
Temperature	nom
Voltage	nom
Frequency low to test	True Freq [MHz] 5510
Frequency mid to test	False Freq [MHz] 5590
Frequency high to test	False Freq [MHz] 5670
Auto Control enabled Power Supply Climatic Box	No No
Additional Path Loss [dB]	0.5
Switched Path	EUT - SignalingUnit - SpectrumAnalyzer

Test Equipment	
Signal analyzer,Rohde&Schwarz,FSV-40,1307.9002K40/101042,3.70	
Switch matrix,CTCadvanced,SPM-4 NI DAQ,28016133,NI	

Test at TX 5510 MHz

RESULT: Reference Power cond.

Test Description	Lower Limit	Upper Limit	Measured	Unit	Verdict
Ref. Power 1MHz/1MHz cond.	---	---	13.22	dBm	INFO
Ref. Frequency	---	---	5513.800	MHz	INFO

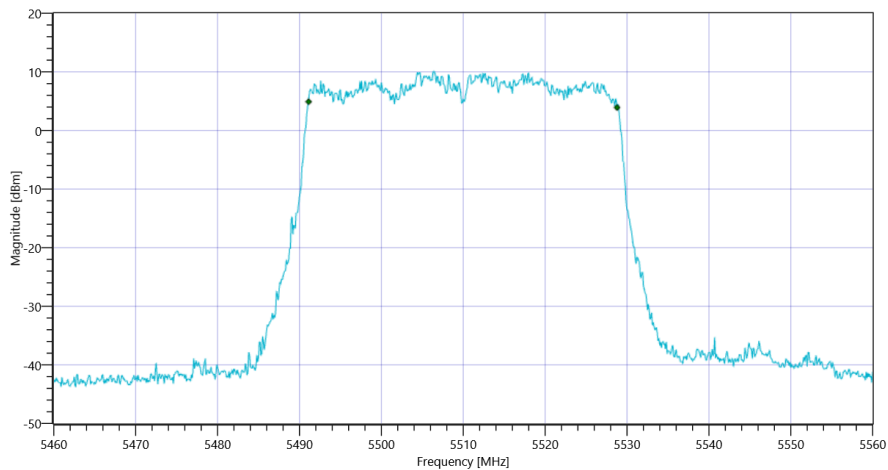
READ SA SETTINGS:

RefLevel [dBm] RefLevelOffset [dB] InpAtt [dB]	21.22 17.59 20
Start [MHz] Stop [MHz]	5460.000 5560.000
RBW [MHz] VBW [MHz]	0.500000 3.000000
Detector TraceMode	POS MAXH
Sweep: Time [ms] Count Points per Section Type	1 2500 1001 SWE

RESULT

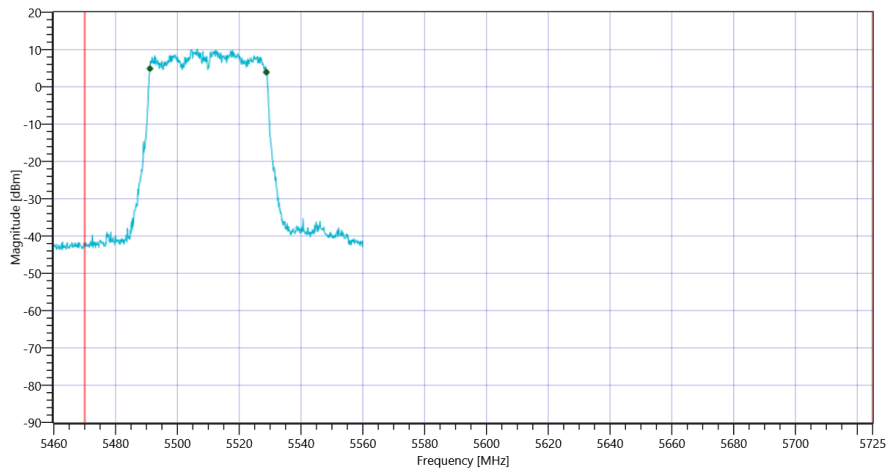
Test Description	Lower Limit	Upper Limit	Measured	Unit	Verdict
Bandwidth 99%	---	---	37.662	MHz	INFO
T1 99%	5470.000000	---	5491.1189	MHz	PASS since U-NII-3 is supported
T2 99%	---	5725.000000	5528.7812	MHz	

Plot: Bandwidth only



FCC Part 15.407 & ISSED Bandwidths ~ WLAN5Gx ax-HE40 U-NII-2C 99PCT

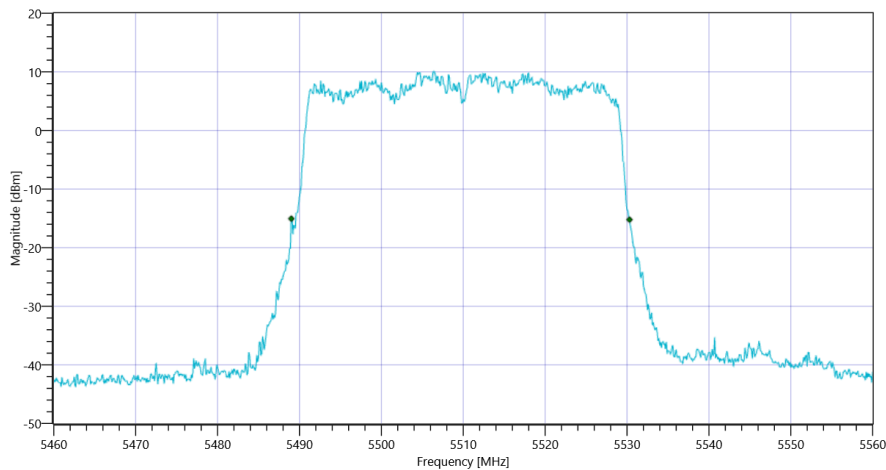
Plot: Bandwidth within Band



FCC Part 15.407 & ISSED Bandwidths ~ WLAN5Gx ax-HE40 U-NII-2C

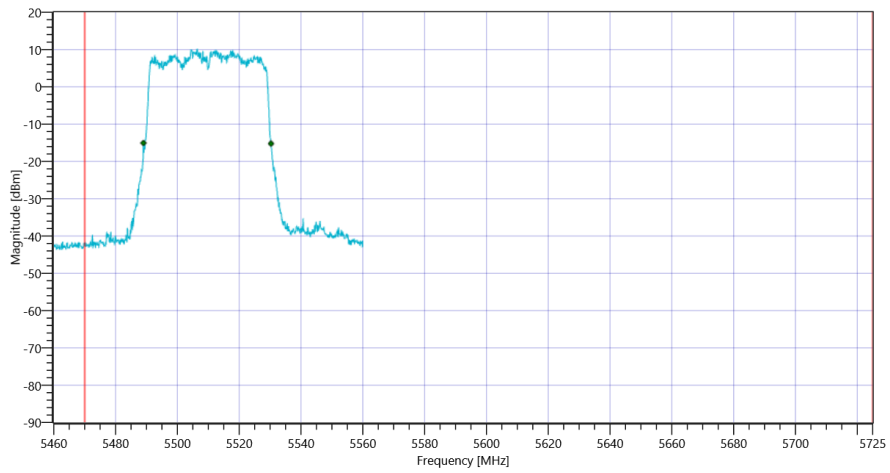
RESULT						
Test Description	Lower Limit	Upper Limit	Measured	Unit	Verdict	
Bandwidth 20dB	---	---	41.3	MHz	INFO	
T1 26dB	5470.000000	---	5489.0000	MHz	PASS since U-NII-3 is supported	
T2 26dB	---	5725.000000	5530.3000	MHz		

Plot: Bandwidth only



FCC Part 15.407 & ISSED Bandwidths ~ WLAN5Gx ax-HE40 U-NII-2C 26dB

Plot: Bandwidth within Band



FCC Part 15.407 & ISSED Bandwidths ~ WLAN5Gx ax-HE40 U-NII-2C

General verdict

PASS

FCC Part 15.407 & ISED Bandwidths ~ WLAN5Gx ax-HE40 U-NII-2C

Test References	
TC Start	30.03.2022 09:38:51
Ambit Temp [°C] Humidity [rel%]	25.3 32
System Version	3.0.5.9
Test Specification	FCC Part 15.407 & ISET RSS-GEN
Test Method	26dB Bandwidth KDB789033 D02, C.1 / ISED RSS-GEN
TC Version	0.0.1
My Description	FCC 15.407 Bandwidths - WLAN5Gx ax-HE40 U-NII-2C
Add. Information	

EUT Common Settings WLAN5Gx	
Number of Antenna Ports	4
User Interaction	No
Device Class UNII_1	AP indoor

Test Parameter	
Technology to test	WLAN5Gx ax-HE40 U-NII-2C
Antenna Port used	3
Temperature	nom
Voltage	nom
Frequency low to test	True Freq [MHz] 5510
Frequency mid to test	False Freq [MHz] 5590
Frequency high to test	False Freq [MHz] 5670
Auto Control enabled Power Supply Climatic Box	No No
Additional Path Loss [dB]	0.5
Switched Path	EUT - SignalingUnit - SpectrumAnalyzer

Test Equipment	
Signal analyzer,Rohde&Schwarz,FSV-40,1307.9002K40/101042,3.70	
Switch matrix,CTCadvanced,SPM-4 NI DAQ,28016133,NI	

Test at TX 5510 MHz

RESULT: Reference Power cond.

Test Description	Lower Limit	Upper Limit	Measured	Unit	Verdict
Ref. Power 1MHz/1MHz cond.	---	---	7.78	dBm	INFO
Ref. Frequency	---	---	5497.410	MHz	INFO

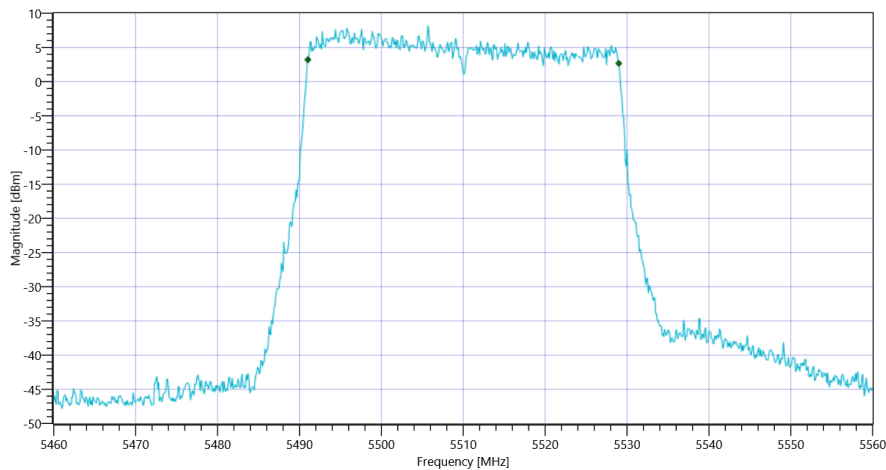
READ SA SETTINGS:

RefLevel [dBm] RefLevelOffset [dB] InpAtt [dB]	15.78 17.59 15
Start [MHz] Stop [MHz]	5460.000 5560.000
RBW [MHz] VBW [MHz]	0.500000 3.000000
Detector TraceMode	POS MAXH
Sweep: Time [ms] Count Points per Section Type	1 2500 1001 SWE

RESULT

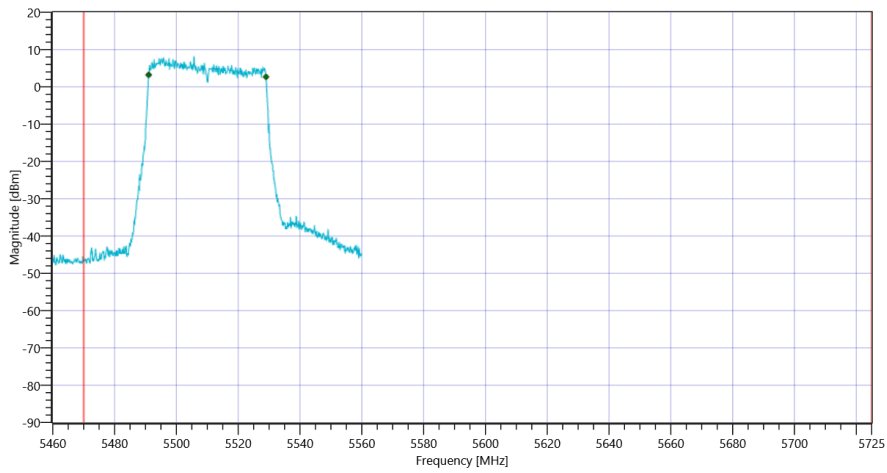
Test Description	Lower Limit	Upper Limit	Measured	Unit	Verdict
Bandwidth 99%	---	---	37.962	MHz	INFO
T1 99%	5470.000000	---	5491.0190	MHz	PASS since U-NII-3 is supported
T2 99%	---	5725.000000	5528.9810	MHz	

Plot: Bandwidth only



FCC Part 15.407 & ISSED Bandwidths ~ WLAN5Gx ax-HE40 U-NII-2C 99PCT

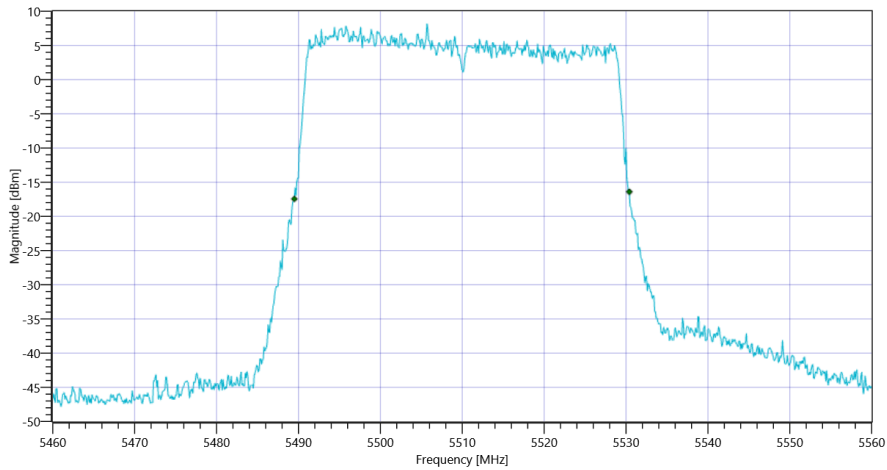
Plot: Bandwidth within Band



FCC Part 15.407 & ISSED Bandwidths ~ WLAN5Gx ax-HE40 U-NII-2C

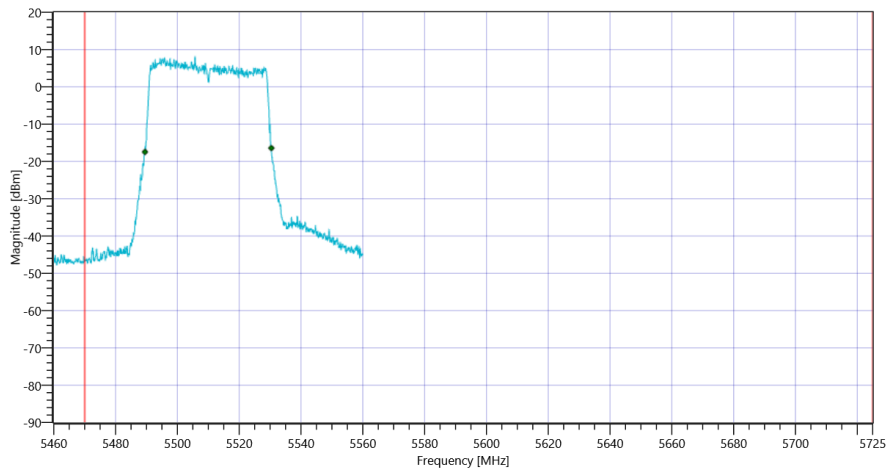
RESULT					
Test Description	Lower Limit	Upper Limit	Measured	Unit	Verdict
Bandwidth 20dB	---	---	40.9	MHz	INFO
T1 26dB	5470.000000	---	5489.5000	MHz	PASS since U-NII-3 is supported
T2 26dB	---	5725.000000	5530.4000	MHz	

Plot: Bandwidth only



FCC Part 15.407 & ISSED Bandwidths ~ WLAN5Gx ax-HE40 U-NII-2C 26dB

Plot: Bandwidth within Band



FCC Part 15.407 & ISSED Bandwidths ~ WLAN5Gx ax-HE40 U-NII-2C

General verdict

PASS

FCC Part 15.407 & ISED Bandwidths ~ WLAN5Gx ax-HE40 U-NII-2C

Test References	
TC Start	30.03.2022 09:35:04
Ambit Temp [°C] Humidity [rel%]	25.3 31
System Version	3.0.5.9
Test Specification	FCC Part 15.407 & ISET RSS-GEN
Test Method	26dB Bandwidth KDB789033 D02, C.1 / ISED RSS-GEN
TC Version	0.0.1
My Description	FCC 15.407 Bandwidths - WLAN5Gx ax-HE40 U-NII-2C
Add. Information	

EUT Common Settings WLAN5Gx	
Number of Antenna Ports	4
User Interaction	No
Device Class UNII_1	AP indoor

Test Parameter	
Technology to test	WLAN5Gx ax-HE40 U-NII-2C
Antenna Port used	2
Temperature	nom
Voltage	nom
Frequency low to test	True Freq [MHz] 5510
Frequency mid to test	False Freq [MHz] 5590
Frequency high to test	False Freq [MHz] 5670
Auto Control enabled Power Supply Climatic Box	No No
Additional Path Loss [dB]	0.5
Switched Path	EUT - SignalingUnit - SpectrumAnalyzer

Test Equipment	
Signal analyzer,Rohde&Schwarz,FSV-40,1307.9002K40/101042,3.70	
Switch matrix,CTCadvanced,SPM-4 NI DAQ,28016133,NI	

Test at TX 5510 MHz

RESULT: Reference Power cond.

Test Description	Lower Limit	Upper Limit	Measured	Unit	Verdict
Ref. Power 1MHz/1MHz cond.	---	---	8.87	dBm	INFO
Ref. Frequency	---	---	5508.800	MHz	INFO

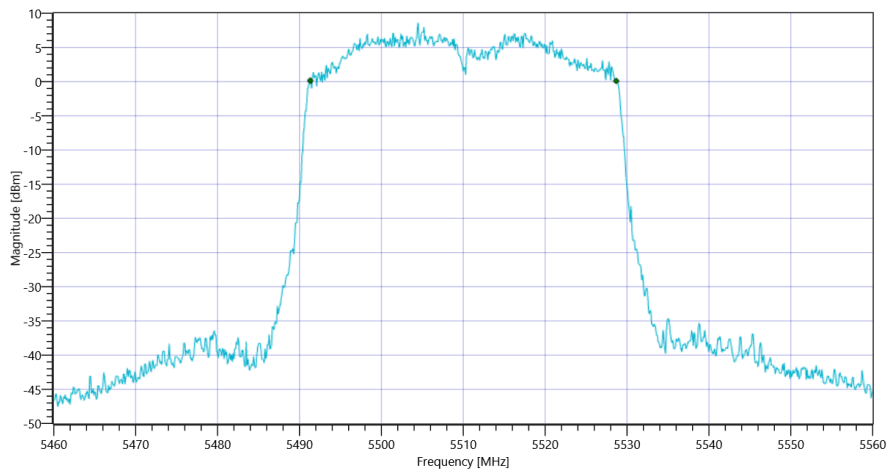
READ SA SETTINGS:

RefLevel [dBm] RefLevelOffset [dB] InpAtt [dB]	16.87 17.59 15
Start [MHz] Stop [MHz]	5460.000 5560.000
RBW [MHz] VBW [MHz]	0.500000 3.000000
Detector TraceMode	POS MAXH
Sweep: Time [ms] Count Points per Section Type	1 2500 1001 SWE

RESULT

Test Description	Lower Limit	Upper Limit	Measured	Unit	Verdict
Bandwidth 99%	---	---	37.363	MHz	INFO
T1 99%	5470.000000	---	5491.3187	MHz	PASS since U-NII-3 is supported
T2 99%	---	5725.000000	5528.6813	MHz	

Plot: Bandwidth only



FCC Part 15.407 & ISSED Bandwidths ~ WLAN5Gx ax-HE40 U-NII-2C 99PCT

Plot: Bandwidth within Band