

# Measurement Results

No.1-3977/22-01-05\_Annex\_MR\_A8

---

## Test logging

This document is electronically signed and valid without handwritten signature.  
For verification of the electronic signatures, the public keys can be requested at the testing laboratory.

Test/s performed:

---

---

**Michael Dorongovski**  
Lab Manager  
Radio Communications

## Table of Content

EUT Information	5
FCC Part 15.407 & ISED Bandwidths ~ WLAN5Gx ax-HE20 U-NII-2A	6
FCC Part 15.407 & ISED Bandwidths ~ WLAN5Gx ax-HE20 U-NII-2A	10
FCC Part 15.407 & ISED Bandwidths ~ WLAN5Gx ax-HE20 U-NII-1	14
FCC Part 15.407 & ISED Bandwidths ~ WLAN5Gx ax-HE20 U-NII-1	18
FCC Part 15.407 & ISED Bandwidths ~ WLAN5Gx ax-HE20 U-NII-2C	22
FCC Part 15.407 & ISED Bandwidths ~ WLAN5Gx ax-HE20 U-NII-2C	26
FCC Part 15.407 & ISED Bandwidths ~ WLAN5Gx ax-HE20 U-NII-2C	30
FCC Part 15.407 & ISED Bandwidths ~ WLAN5Gx ax-HE20 U-NII-2A	34
FCC Part 15.407 & ISED Bandwidths ~ WLAN5Gx ax-HE20 U-NII-2A	38
FCC Part 15.407 & ISED Bandwidths ~ WLAN5Gx ax-HE20 U-NII-2A	42
FCC Part 15.407 & ISED Bandwidths ~ WLAN5Gx ax-HE20 U-NII-1	46
FCC Part 15.407 & ISED Bandwidths ~ WLAN5Gx ax-HE20 U-NII-1	50
FCC Part 15.407 & ISED Bandwidths ~ WLAN5Gx ax-HE20 U-NII-2C	54
FCC Part 15.407 & ISED Bandwidths ~ WLAN5Gx ax-HE20 U-NII-2C	58
FCC Part 15.407 & ISED Bandwidths ~ WLAN5Gx ax-HE20 U-NII-2C	62
FCC Part 15.407 & ISED Bandwidths ~ WLAN5Gx ax-HE20 U-NII-2A	66
FCC Part 15.407 & ISED Bandwidths ~ WLAN5Gx ax-HE20 U-NII-2A	70
FCC Part 15.407 & ISED Bandwidths ~ WLAN5Gx ax-HE20 U-NII-2A	74
FCC Part 15.407 & ISED Bandwidths ~ WLAN5Gx ax-HE20 U-NII-1	78
FCC Part 15.407 & ISED Bandwidths ~ WLAN5Gx ax-HE20 U-NII-1	82
FCC Part 15.407 & ISED Bandwidths ~ WLAN5Gx ax-HE20 U-NII-2C	86
FCC Part 15.407 & ISED Bandwidths ~ WLAN5Gx ax-HE20 U-NII-2C	90
FCC Part 15.407 & ISED Bandwidths ~ WLAN5Gx ax-HE20 U-NII-2C	94
FCC Part 15.407 & ISED Bandwidths ~ WLAN5Gx ax-HE20 U-NII-2A	98
FCC Part 15.407 & ISED Bandwidths ~ WLAN5Gx ax-HE20 U-NII-2A	102
FCC Part 15.407 & ISED Bandwidths ~ WLAN5Gx ax-HE20 U-NII-2A	106
FCC Part 15.407 & ISED Bandwidths ~ WLAN5Gx ax-HE20 U-NII-1	110
FCC Part 15.407 & ISED Bandwidths ~ WLAN5Gx ax-HE20 U-NII-1	114
FCC Part 15.407 & ISED Bandwidths ~ WLAN5Gx ax-HE20 U-NII-2C	118
FCC Part 15.407 & ISED Bandwidths ~ WLAN5Gx ax-HE20 U-NII-2C	122
FCC Part 15.407 & ISED Bandwidths ~ WLAN5Gx ax-HE20 U-NII-2C	126
FCC Part 15.407 & ISED Bandwidths ~ WLAN5Gx ax-HE20 U-NII-2A	130
FCC Part 15.407 Max Output Power and PSD ~ WLAN5Gx ax-HE20 U-NII-2C	134
FCC Part 15.407 Max Output Power and PSD ~ WLAN5Gx ax-HE20 U-NII-2C	137
FCC Part 15.407 Max Output Power and PSD ~ WLAN5Gx ax-HE20 U-NII-2C	140
FCC Part 15.407 Max Output Power and PSD ~ WLAN5Gx ax-HE20 U-NII-2A	143
FCC Part 15.407 Max Output Power and PSD ~ WLAN5Gx ax-HE20 U-NII-2A	146
FCC Part 15.407 Max Output Power and PSD ~ WLAN5Gx ax-HE20 U-NII-2A	149
FCC Part 15.407 Max Output Power and PSD ~ WLAN5Gx ax-HE20 U-NII-1	152
FCC Part 15.407 Max Output Power and PSD ~ WLAN5Gx ax-HE20 U-NII-1	155
FCC Part 15.407 Max Output Power and PSD ~ WLAN5Gx ax-HE20 U-NII-2C	158
FCC Part 15.407 Max Output Power and PSD ~ WLAN5Gx ax-HE20 U-NII-2C	161

FCC Part 15.407 Max Output Power and PSD ~ WLAN5Gx ax-HE20 U-NII-2C	164
FCC Part 15.407 Max Output Power and PSD ~ WLAN5Gx ax-HE20 U-NII-2A	167
FCC Part 15.407 Max Output Power and PSD ~ WLAN5Gx ax-HE20 U-NII-2A	170
FCC Part 15.407 Max Output Power and PSD ~ WLAN5Gx ax-HE20 U-NII-2A	173
FCC Part 15.407 Max Output Power and PSD ~ WLAN5Gx ax-HE20 U-NII-1	176
FCC Part 15.407 Max Output Power and PSD ~ WLAN5Gx ax-HE20 U-NII-1	179
FCC Part 15.407 Max Output Power and PSD ~ WLAN5Gx ax-HE20 U-NII-2C	182
FCC Part 15.407 Max Output Power and PSD ~ WLAN5Gx ax-HE20 U-NII-2C	185
FCC Part 15.407 Max Output Power and PSD ~ WLAN5Gx ax-HE20 U-NII-2C	188
FCC Part 15.407 Max Output Power and PSD ~ WLAN5Gx ax-HE20 U-NII-2A	191
FCC Part 15.407 Max Output Power and PSD ~ WLAN5Gx ax-HE20 U-NII-2A	194
FCC Part 15.407 Max Output Power and PSD ~ WLAN5Gx ax-HE20 U-NII-2A	197
FCC Part 15.407 Max Output Power and PSD ~ WLAN5Gx ax-HE20 U-NII-1	200
FCC Part 15.407 Max Output Power and PSD ~ WLAN5Gx ax-HE20 U-NII-1	203
FCC Part 15.407 Max Output Power and PSD ~ WLAN5Gx ax-HE20 U-NII-2C	206
FCC Part 15.407 Max Output Power and PSD ~ WLAN5Gx ax-HE20 U-NII-2C	209
FCC Part 15.407 Max Output Power and PSD ~ WLAN5Gx ax-HE20 U-NII-2C	212
FCC Part 15.407 Max Output Power and PSD ~ WLAN5Gx ax-HE20 U-NII-2A	215
FCC Part 15.407 Max Output Power and PSD ~ WLAN5Gx ax-HE20 U-NII-2A	218
FCC Part 15.407 Max Output Power and PSD ~ WLAN5Gx ax-HE20 U-NII-2A	221
FCC Part 15.407 Max Output Power and PSD ~ WLAN5Gx ax-HE20 U-NII-1	224
FCC Part 15.407 Max Output Power and PSD ~ WLAN5Gx ax-HE20 U-NII-1	227
FCC Part 15.407 & ISED Bandwidths ~ WLAN5Gx ax-HE20 U-NII-3	230
FCC Part 15.407 & ISED Bandwidths ~ WLAN5Gx ax-HE20 U-NII-3	234
FCC Part 15.407 & ISED Bandwidths ~ WLAN5Gx ax-HE20 U-NII-3	238
FCC Part 15.407 & ISED Bandwidths ~ WLAN5Gx ax-HE20 U-NII-3	242
FCC Part 15.407 & ISED Bandwidths ~ WLAN5Gx ax-HE20 U-NII-3	246
FCC Part 15.407 & ISED Bandwidths ~ WLAN5Gx ax-HE20 U-NII-3	250
FCC Part 15.407 & ISED Bandwidths ~ WLAN5Gx ax-HE20 U-NII-3	254
FCC Part 15.407 & ISED Bandwidths ~ WLAN5Gx ax-HE20 U-NII-3	258
FCC Part 15.407 & ISED Bandwidths ~ WLAN5Gx ax-HE20 U-NII-3	262
FCC Part 15.407 & ISED Bandwidths ~ WLAN5Gx ax-HE20 U-NII-2C	266
FCC Part 15.407 & ISED Bandwidths ~ WLAN5Gx ax-HE20 U-NII-3	270
FCC Part 15.407 & ISED Bandwidths ~ WLAN5Gx ax-HE20 U-NII-3	274
FCC Part 15.407 & ISED Bandwidths ~ WLAN5Gx ax-HE20 U-NII-1	278
FCC Part 15.407 & ISED Bandwidths ~ WLAN5Gx ax-HE20 U-NII-1	282
FCC Part 15.407 & ISED Bandwidths ~ WLAN5Gx ax-HE20 U-NII-1	286
FCC Part 15.407 & ISED Bandwidths ~ WLAN5Gx ax-HE20 U-NII-1	290
FCC Part 15.407 Max Output Power and PSD ~ WLAN5Gx ax-HE20 U-NII-1	294
FCC Part 15.407 Max Output Power and PSD ~ WLAN5Gx ax-HE20 U-NII-1	297
FCC Part 15.407 Max Output Power and PSD ~ WLAN5Gx ax-HE20 U-NII-1	300
FCC Part 15.407 Max Output Power and PSD ~ WLAN5Gx ax-HE20 U-NII-1	303
FCC Part 15.407 Max Output Power and PSD ~ WLAN5Gx ax-HE20 U-NII-3	306
FCC Part 15.407 Max Output Power and PSD ~ WLAN5Gx ax-HE20 U-NII-3	310

FCC Part 15.407 Max Output Power and PSD ~ WLAN5Gx ax-HE20 U-NII-3	314
FCC Part 15.407 Max Output Power and PSD ~ WLAN5Gx ax-HE20 U-NII-3	318
FCC Part 15.407 Max Output Power and PSD ~ WLAN5Gx ax-HE20 U-NII-3	322
FCC Part 15.407 Max Output Power and PSD ~ WLAN5Gx ax-HE20 U-NII-3	326
FCC Part 15.407 Max Output Power and PSD ~ WLAN5Gx ax-HE20 U-NII-3	330
FCC Part 15.407 Max Output Power and PSD ~ WLAN5Gx ax-HE20 U-NII-3	334
FCC Part 15.407 Max Output Power and PSD ~ WLAN5Gx ax-HE20 U-NII-3	338
FCC Part 15.407 Max Output Power and PSD ~ WLAN5Gx ax-HE20 U-NII-3	342
FCC Part 15.407 Max Output Power and PSD ~ WLAN5Gx ax-HE20 U-NII-3	346
FCC Part 15.407 Max Output Power and PSD ~ WLAN5Gx ax-HE20 U-NII-3	350

## EUT Information

EUT DEFINITION	
Manufacturer	SAGEMCOM BROADBAND SAS
Type	F5688W
Serial Number	DM2201959000008
Setup Number	1.0
Version SW	NI
Version FW	NI
Version HW	V1.0
Comment 1	
Comment 2	
Temperature [°C] Min	0
Temperature [°C] Nom	20
Temperature [°C] Max	50
Voltage [V] Min	120
Voltage [V] Nom	120
Voltage [V] Max	120

## FCC Part 15.407 & ISED Bandwidths ~ WLAN5Gx ax-HE20 U-NII-2A

Test References	
TC Start	04.04.2022 13:58:37
Ambit Temp [°C]   Humidity [rel%]	27.2   17
System Version	3.0.6.0
Test Specification	FCC Part 15.407 & ISET RSS-GEN
Test Method	26dB Bandwidth KDB789033 D02, C.1 / ISED RSS-GEN
TC Version	0.0.1
My Description	FCC 15.407 Bandwidths - WLAN5Gx ax-HE20 U-NII-2A
Add. Information	

EUT Common Settings WLAN5Gx	
Number of Antenna Ports	4
User Interaction	No
Device Class UNII_1	AP indoor

Test Parameter	
Technology to test	WLAN5Gx ax-HE20 U-NII-2A
Antenna Port used	2
Temperature	nom
Voltage	nom
Frequency low to test	False   Freq [MHz] 5260
Frequency mid to test	True   Freq [MHz] 5300
Frequency high to test	False   Freq [MHz] 5320
Auto Control enabled Power Supply   Climatic Box	No   No
Additional Path Loss [dB]	0.5
Switched Path	EUT - SignalingUnit - SpectrumAnalyzer

Test Equipment	
Signal analyzer,Rohde&Schwarz,FSV-30,1321.3008K30/103809,3.70	
Switch matrix,CTCadvanced,RSM-1 NI DAQ,29655273,NI	

## Test at TX 5300 MHz

### RESULT: Reference Power cond.

Test Description	Lower Limit	Upper Limit	Measured	Unit	Verdict
Ref. Power 1MHz/1MHz cond.	---	---	14.88	dBm	INFO
Ref. Frequency	---	---	5297.000	MHz	INFO

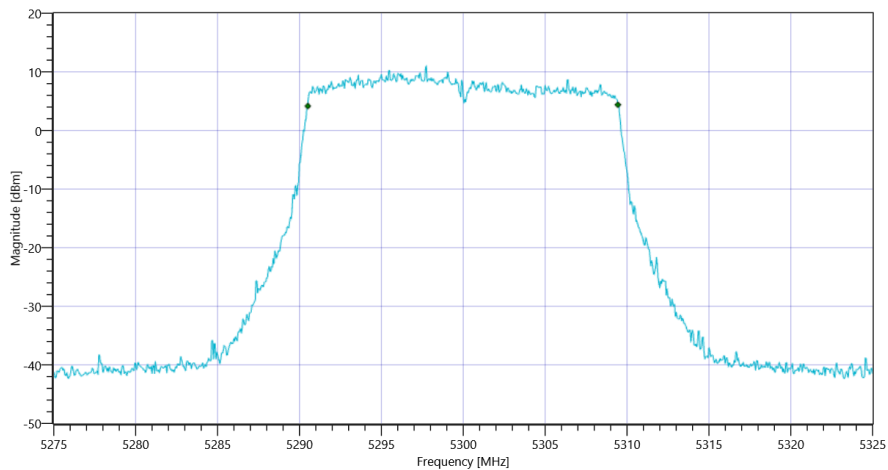
### READ SA SETTINGS:

RefLevel [dBm]   RefLevelOffset [dB]   InpAtt [dB]	22.88   11.32   30
Start [MHz]   Stop [MHz]	5275.000   5325.000
RBW [MHz]   VBW [MHz]	0.300000   1.000000
Detector   TraceMode	POS   MAXH
Sweep: Time [ms]   Count   Points per Section   Type	1   2500   1001   SWE

### RESULT

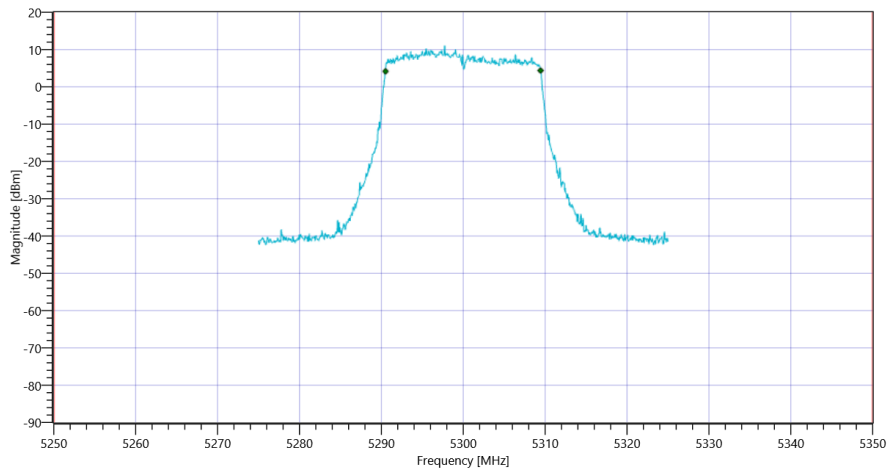
Test Description	Lower Limit	Upper Limit	Measured	Unit	Verdict
Bandwidth 99%	---	---	18.931	MHz	INFO
T1 99%	5250.000000	---	5290.5095	MHz	PASS since U-NII-1 is supported
T2 99%	---	5350.000000	5309.4406	MHz	PASS

### Plot: Bandwidth only



FCC Part 15.407 & ISSED Bandwidths ~ WLAN5Gx ax-HE20 U-NII-2A 99PCT

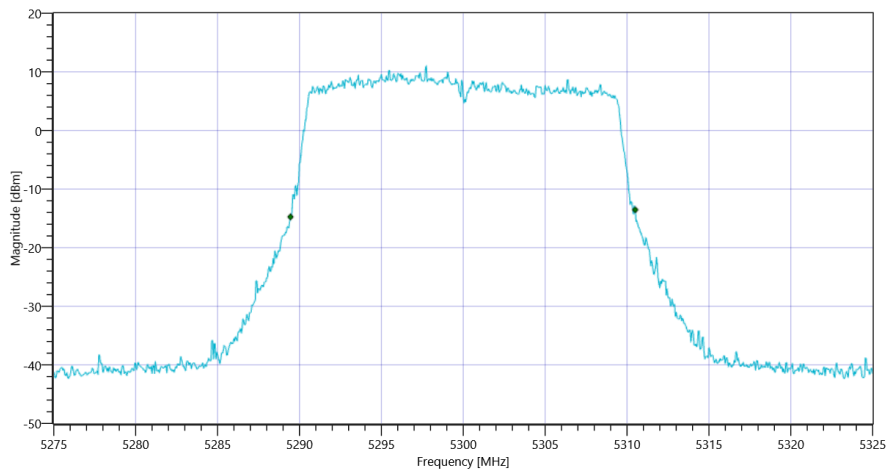
### Plot: Bandwidth within Band



FCC Part 15.407 & ISSED Bandwidths ~ WLAN5Gx ax-HE20 U-NII-2A

RESULT					
Test Description	Lower Limit	Upper Limit	Measured	Unit	Verdict
Bandwidth 20dB	---	---	21.05	MHz	INFO
T1 26dB	5250.000000	---	5289.4500	MHz	PASS since U-NII-1 is supported
T2 26dB	---	5350.000000	5310.5000	MHz	PASS

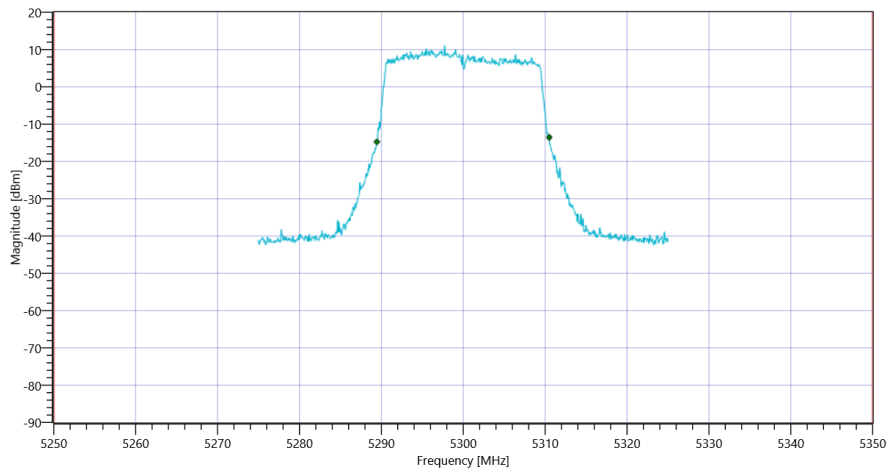
Plot: Bandwidth only



FCC Part 15.407 & ISSED Bandwidths ~ WLAN5Gx ax-HE20 U-NII-2A 26dB

Plot: Bandwidth within Band





FCC Part 15.407 & ISSED Bandwidths ~ WLAN5Gx ax-HE20 U-NII-2A

General verdict

PASS

## FCC Part 15.407 & ISED Bandwidths ~ WLAN5Gx ax-HE20 U-NII-2A

Test References	
TC Start	04.04.2022 13:55:55
Ambit Temp [°C]   Humidity [rel%]	27.2   17
System Version	3.0.6.0
Test Specification	FCC Part 15.407 & ISET RSS-GEN
Test Method	26dB Bandwidth KDB789033 D02, C.1 / ISED RSS-GEN
TC Version	0.0.1
My Description	FCC 15.407 Bandwidths - WLAN5Gx ax-HE20 U-NII-2A
Add. Information	

EUT Common Settings WLAN5Gx	
Number of Antenna Ports	4
User Interaction	No
Device Class UNII_1	AP indoor

Test Parameter	
Technology to test	WLAN5Gx ax-HE20 U-NII-2A
Antenna Port used	2
Temperature	nom
Voltage	nom
Frequency low to test	True   Freq [MHz] 5260
Frequency mid to test	False   Freq [MHz] 5300
Frequency high to test	False   Freq [MHz] 5320
Auto Control enabled Power Supply   Climatic Box	No   No
Additional Path Loss [dB]	0.5
Switched Path	EUT - SignalingUnit - SpectrumAnalyzer

Test Equipment	
Signal analyzer,Rohde&Schwarz,FSV-30,1321.3008K30/103809,3.70	
Switch matrix,CTCadvanced,RSM-1 NI DAQ,29655273,NI	

## Test at TX 5260 MHz

### RESULT: Reference Power cond.

Test Description	Lower Limit	Upper Limit	Measured	Unit	Verdict
Ref. Power 1MHz/1MHz cond.	---	---	14.15	dBm	INFO
Ref. Frequency	---	---	5265.790	MHz	INFO

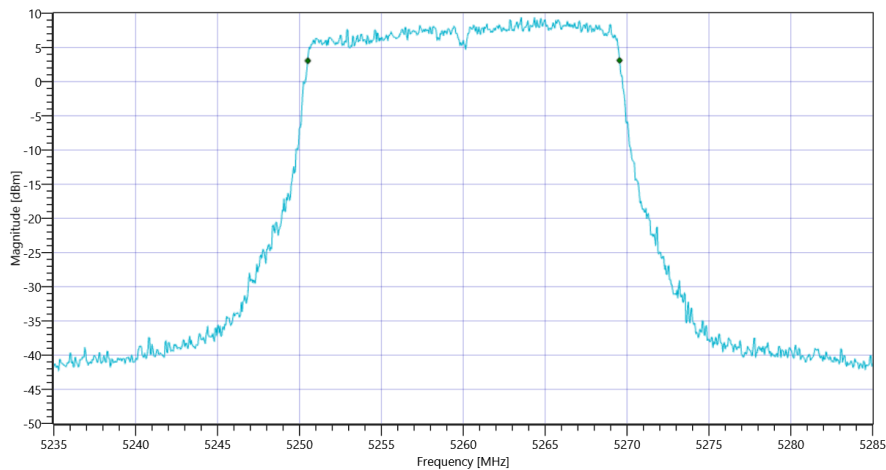
### READ SA SETTINGS:

RefLevel [dBm]   RefLevelOffset [dB]   InpAtt [dB]	22.15   11.33   30
Start [MHz]   Stop [MHz]	5235.000   5285.000
RBW [MHz]   VBW [MHz]	0.300000   1.000000
Detector   TraceMode	POS   MAXH
Sweep: Time [ms]   Count   Points per Section   Type	1   2500   1001   SWE

### RESULT

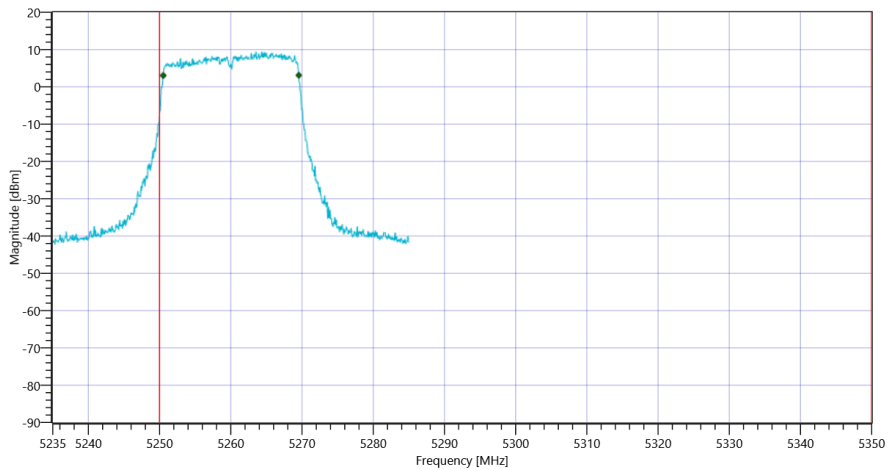
Test Description	Lower Limit	Upper Limit	Measured	Unit	Verdict
Bandwidth 99%	---	---	19.031	MHz	INFO
T1 99%	5250.000000	---	5250.5095	MHz	PASS since U-NII-1 is supported
T2 99%	---	5350.000000	5269.5405	MHz	PASS

### Plot: Bandwidth only



FCC Part 15.407 & ISSED Bandwidths ~ WLAN5Gx ax-HE20 U-NII-2A 99PCT

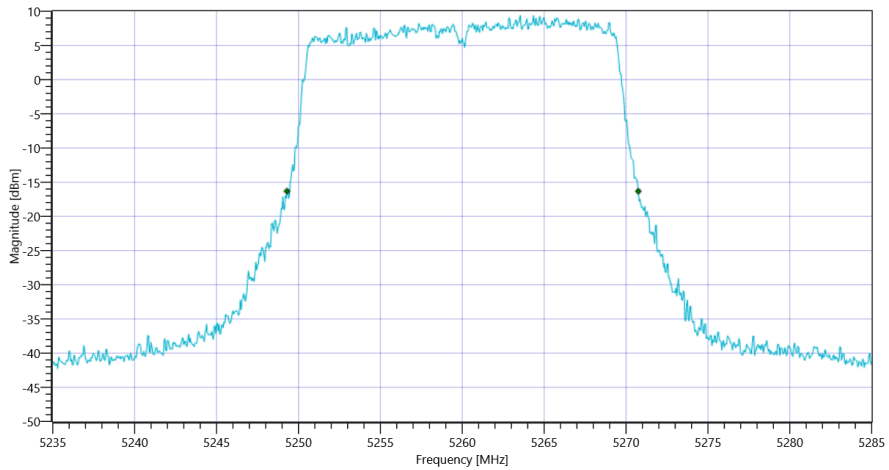
### Plot: Bandwidth within Band



FCC Part 15.407 & ISSED Bandwidths ~ WLAN5Gx ax-HE20 U-NII-2A

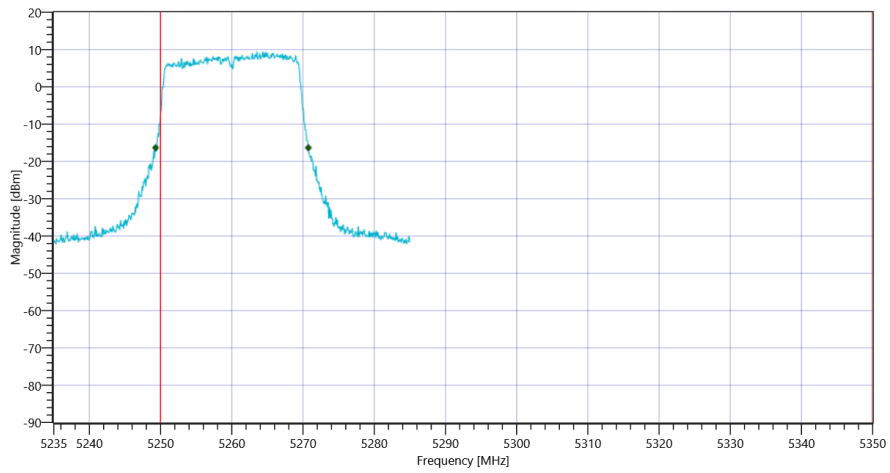
RESULT						
Test Description	Lower Limit	Upper Limit	Measured	Unit	Verdict	
Bandwidth 20dB	---	---	21.45	MHz	INFO	
T1 26dB	5250.000000	---	5249.3000	MHz	PASS since U-NII-1 is supported	
T2 26dB	---	5350.000000	5270.7500	MHz	PASS	

Plot: Bandwidth only



FCC Part 15.407 & ISSED Bandwidths ~ WLAN5Gx ax-HE20 U-NII-2A 26dB

Plot: Bandwidth within Band



FCC Part 15.407 & ISSED Bandwidths ~ WLAN5Gx ax-HE20 U-NII-2A

General verdict

PASS

## FCC Part 15.407 & ISED Bandwidths ~ WLAN5Gx ax-HE20 U-NII-1

Test References	
TC Start	04.04.2022 13:53:11
Ambit Temp [°C]   Humidity [rel%]	27.4   17
System Version	3.0.6.0
Test Specification	FCC Part 15.407 & ISET RSS-GEN
Test Method	26dB Bandwidth KDB789033 D02, C.1 / ISED RSS-GEN
TC Version	0.0.1
My Description	FCC 15.407 Bandwidths - WLAN5Gx ax-HE20 U-NII-1
Add. Information	

EUT Common Settings WLAN5Gx	
Number of Antenna Ports	4
User Interaction	No
Device Class UNII_1	AP indoor

Test Parameter	
Technology to test	WLAN5Gx ax-HE20 U-NII-1
Antenna Port used	2
Temperature	nom
Voltage	nom
Frequency low to test	False   Freq [MHz] 5180
Frequency mid to test	False   Freq [MHz] 5200
Frequency high to test	True   Freq [MHz] 5240
Auto Control enabled Power Supply   Climatic Box	No   No
Additional Path Loss [dB]	0.5
Switched Path	EUT - SignalingUnit - SpectrumAnalyzer

Test Equipment	
Signal analyzer,Rohde&Schwarz,FSV-30,1321.3008K30/103809,3.70	
Switch matrix,CTCadvanced,RSM-1 NI DAQ,29655273,NI	

## Test at TX 5240 MHz

### RESULT: Reference Power cond.

Test Description	Lower Limit	Upper Limit	Measured	Unit	Verdict
Ref. Power 1MHz/1MHz cond.	---	---	18.09	dBm	INFO
Ref. Frequency	---	---	5245.390	MHz	INFO

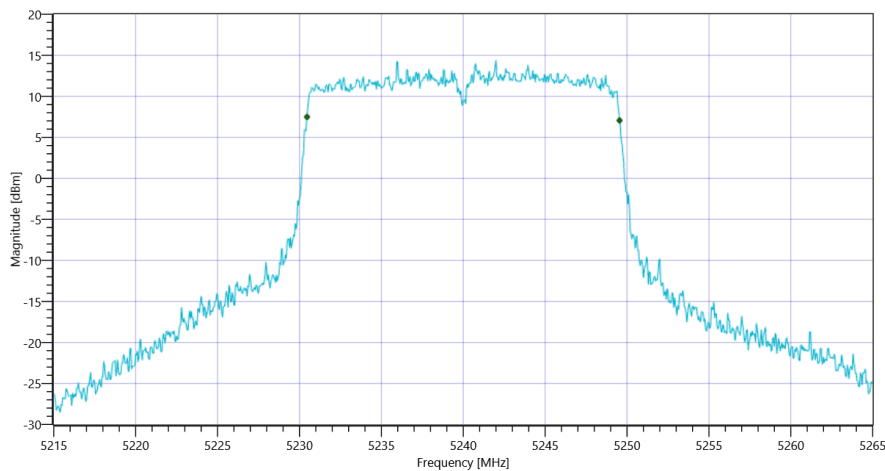
### READ SA SETTINGS:

RefLevel [dBm]   RefLevelOffset [dB]   InpAtt [dB]	26.09   11.32   30
Start [MHz]   Stop [MHz]	5215.000   5265.000
RBW [MHz]   VBW [MHz]	0.300000   1.000000
Detector   TraceMode	POS   MAXH
Sweep: Time [ms]   Count   Points per Section   Type	1   2500   1001   SWE

### RESULT

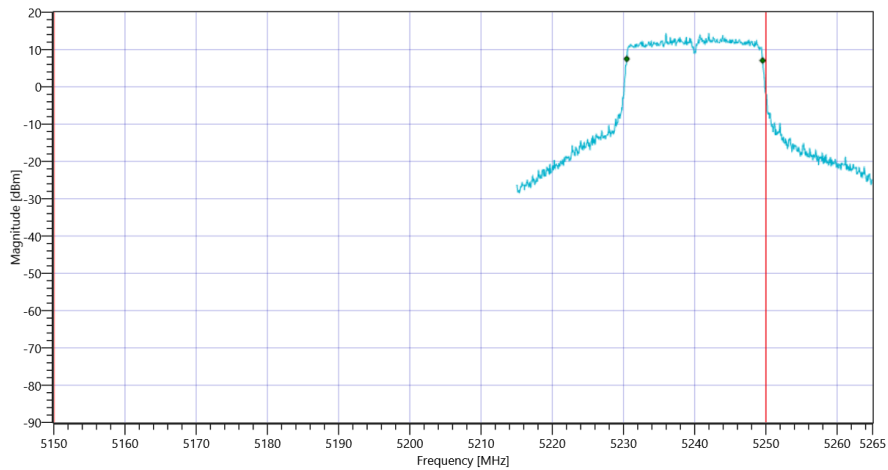
Test Description	Lower Limit	Upper Limit	Measured	Unit	Verdict
Bandwidth 99%	---	---	19.081	MHz	INFO
T1 99%	5150.000000	---	5230.4595	MHz	PASS
T2 99%	---	5250.000000	5249.5405	MHz	PASS

### Plot: Bandwidth only



FCC Part 15.407 & ISED Bandwidths ~ WLAN5Gx ax-HE20 U-NII-1 99PCT

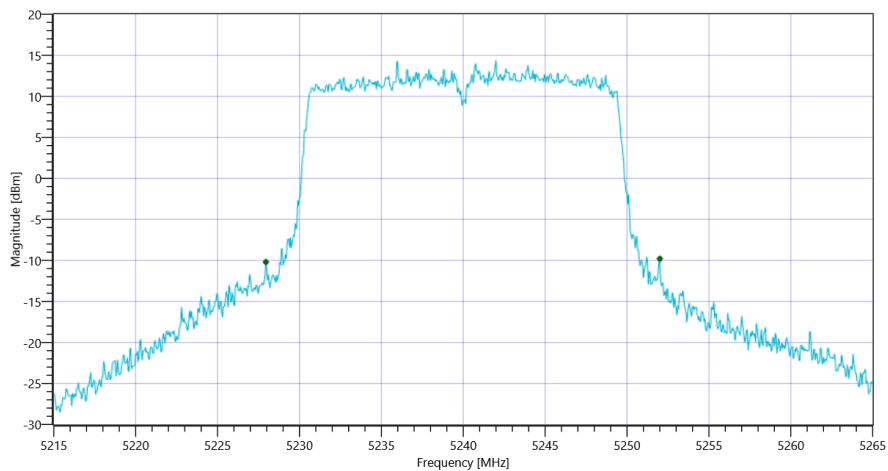
### Plot: Bandwidth within Band



FCC Part 15.407 & ISSED Bandwidths ~ WLAN5Gx ax-HE20 U-NII-1

RESULT						
Test Description	Lower Limit	Upper Limit	Measured	Unit	Verdict	
Bandwidth 20dB	---	---	24.05	MHz	INFO	
T1 26dB	5150.000000	---	5227.9500	MHz	PASS	
T2 26dB	---	5250.000000	5252.0000	MHz	DFS required	

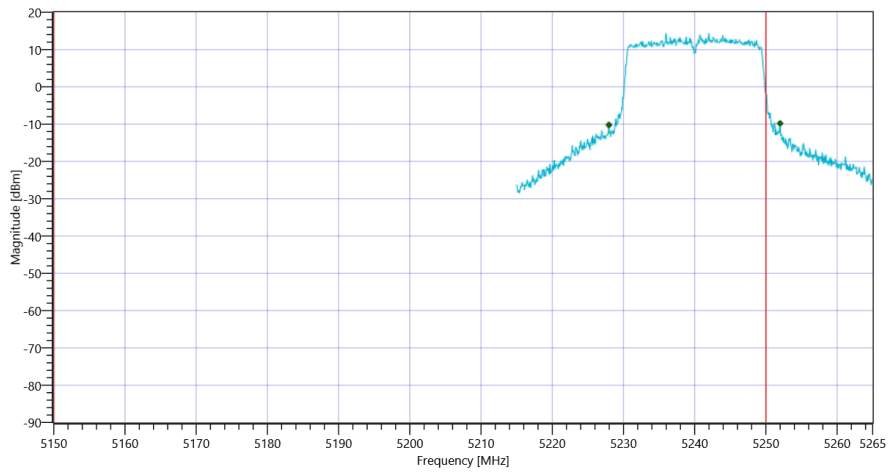
Plot: Bandwidth only



FCC Part 15.407 & ISSED Bandwidths ~ WLAN5Gx ax-HE20 U-NII-1 26dB

Plot: Bandwidth within Band





FCC Part 15.407 & ISSED Bandwidths ~ WLAN5Gx ax-HE20 U-NII-1

General verdict

PASS

## FCC Part 15.407 & ISED Bandwidths ~ WLAN5Gx ax-HE20 U-NII-1

Test References	
TC Start	04.04.2022 13:50:22
Ambit Temp [°C]   Humidity [rel%]	27.7   17
System Version	3.0.6.0
Test Specification	FCC Part 15.407 & ISET RSS-GEN
Test Method	26dB Bandwidth KDB789033 D02, C.1 / ISED RSS-GEN
TC Version	0.0.1
My Description	FCC 15.407 Bandwidths - WLAN5Gx ax-HE20 U-NII-1
Add. Information	

EUT Common Settings WLAN5Gx	
Number of Antenna Ports	4
User Interaction	No
Device Class UNII_1	AP indoor

Test Parameter	
Technology to test	WLAN5Gx ax-HE20 U-NII-1
Antenna Port used	2
Temperature	nom
Voltage	nom
Frequency low to test	False   Freq [MHz] 5180
Frequency mid to test	True   Freq [MHz] 5200
Frequency high to test	False   Freq [MHz] 5240
Auto Control enabled Power Supply   Climatic Box	No   No
Additional Path Loss [dB]	0.5
Switched Path	EUT - SignalingUnit - SpectrumAnalyzer

Test Equipment	
Signal analyzer,Rohde&Schwarz,FSV-30,1321.3008K30/103809,3.70	
Switch matrix,CTCadvanced,RSM-1 NI DAQ,29655273,NI	

## Test at TX 5200 MHz

### RESULT: Reference Power cond.

Test Description	Lower Limit	Upper Limit	Measured	Unit	Verdict
Ref. Power 1MHz/1MHz cond.	---	---	16.86	dBm	INFO
Ref. Frequency	---	---	5207.590	MHz	INFO

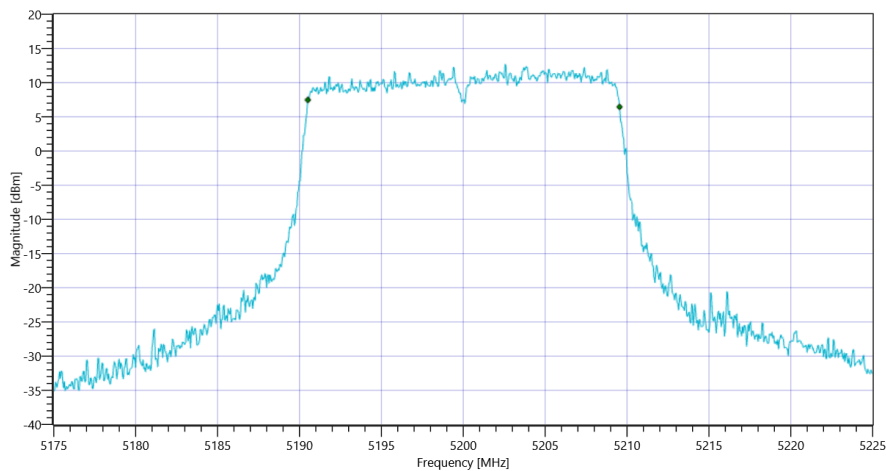
### READ SA SETTINGS:

RefLevel [dBm]   RefLevelOffset [dB]   InpAtt [dB]	24.86   11.27   30
Start [MHz]   Stop [MHz]	5175.000   5225.000
RBW [MHz]   VBW [MHz]	0.300000   1.000000
Detector   TraceMode	POS   MAXH
Sweep: Time [ms]   Count   Points per Section   Type	1   2500   1001   SWE

### RESULT

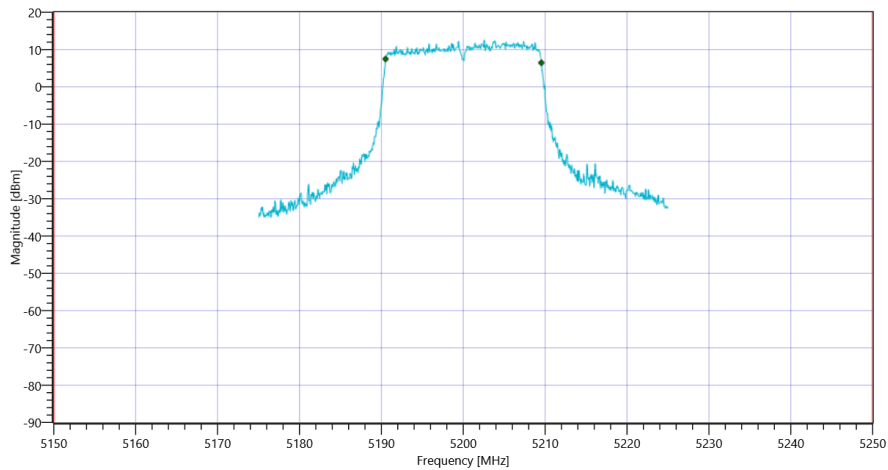
Test Description	Lower Limit	Upper Limit	Measured	Unit	Verdict
Bandwidth 99%	---	---	19.031	MHz	INFO
T1 99%	5150.000000	---	5190.5095	MHz	PASS
T2 99%	---	5250.000000	5209.5405	MHz	PASS

### Plot: Bandwidth only



FCC Part 15.407 & ISSED Bandwidths ~ WLAN5Gx ax-HE20 U-NII-1 99PCT

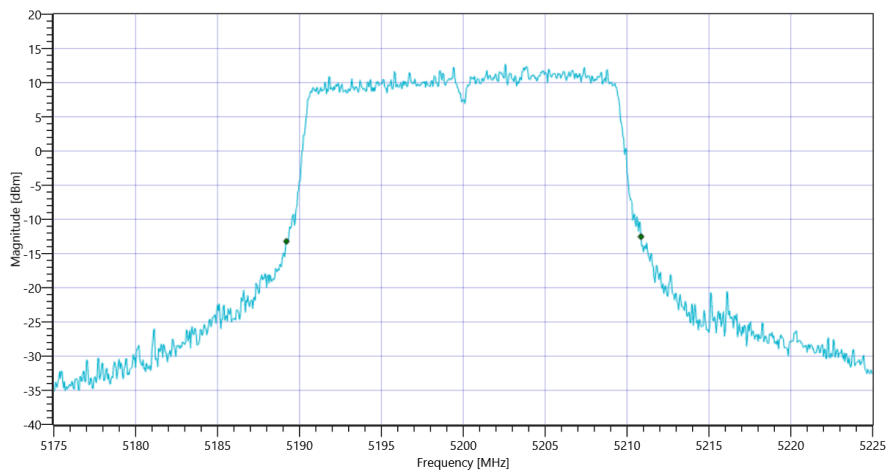
### Plot: Bandwidth within Band



FCC Part 15.407 & ISSED Bandwidths ~ WLAN5Gx ax-HE20 U-NII-1

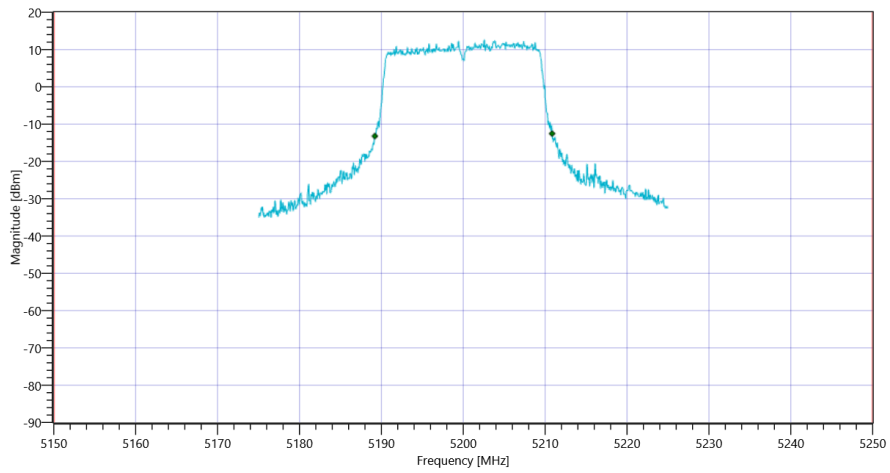
RESULT						
Test Description	Lower Limit	Upper Limit	Measured	Unit	Verdict	
Bandwidth 20dB	---	---	21.65	MHz	INFO	
T1 26dB	5150.000000	---	5189.2000	MHz	PASS	
T2 26dB	---	5250.000000	5210.8500	MHz	PASS	

Plot: Bandwidth only



FCC Part 15.407 & ISSED Bandwidths ~ WLAN5Gx ax-HE20 U-NII-1 26dB

Plot: Bandwidth within Band



FCC Part 15.407 & ISED Bandwidths ~ WLAN5Gx ax-HE20 U-NII-1

General verdict

PASS

## FCC Part 15.407 & ISED Bandwidths ~ WLAN5Gx ax-HE20 U-NII-2C

Test References	
TC Start	04.04.2022 12:11:49
Ambit Temp [°C]   Humidity [rel%]	26.9   18
System Version	3.0.6.0
Test Specification	FCC Part 15.407 & ISET RSS-GEN
Test Method	26dB Bandwidth KDB789033 D02, C.1 / ISED RSS-GEN
TC Version	0.0.1
My Description	FCC 15.407 Bandwidths - WLAN5Gx ax-HE20 U-NII-2C
Add. Information	

EUT Common Settings WLAN5Gx	
Number of Antenna Ports	4
User Interaction	No
Device Class UNII_1	AP indoor

Test Parameter	
Technology to test	WLAN5Gx ax-HE20 U-NII-2C
Antenna Port used	1
Temperature	nom
Voltage	nom
Frequency low to test	False   Freq [MHz] 5500
Frequency mid to test	False   Freq [MHz] 5600
Frequency high to test	True   Freq [MHz] 5700
Auto Control enabled Power Supply   Climatic Box	No   No
Additional Path Loss [dB]	0.5
Switched Path	EUT - SignalingUnit - SpectrumAnalyzer

Test Equipment	
Signal analyzer,Rohde&Schwarz,FSV-30,1321.3008K30/103809,3.70	
Switch matrix,CTCadvanced,RSM-1 NI DAQ,29655273,NI	

## Test at TX 5700 MHz

### RESULT: Reference Power cond.

Test Description	Lower Limit	Upper Limit	Measured	Unit	Verdict
Ref. Power 1MHz/1MHz cond.	---	---	13.77	dBm	INFO
Ref. Frequency	---	---	5697.800	MHz	INFO

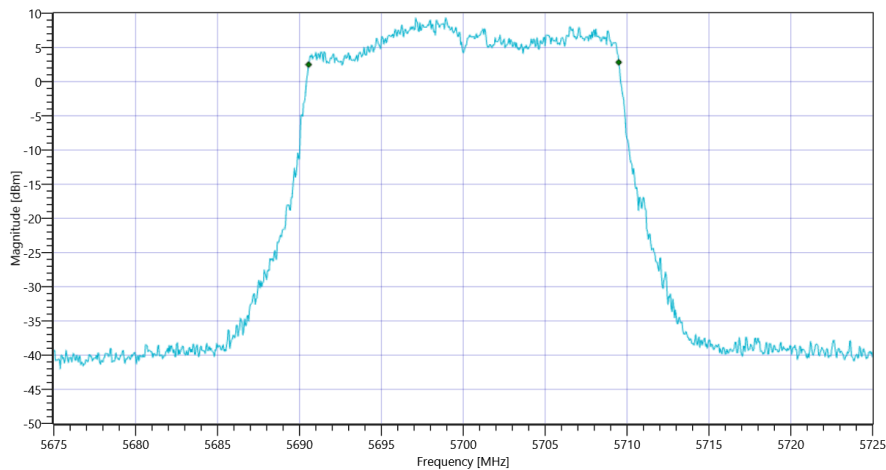
### READ SA SETTINGS:

RefLevel [dBm]   RefLevelOffset [dB]   InpAtt [dB]	21.77   11.14   30
Start [MHz]   Stop [MHz]	5675.000   5725.000
RBW [MHz]   VBW [MHz]	0.300000   1.000000
Detector   TraceMode	POS   MAXH
Sweep: Time [ms]   Count   Points per Section   Type	1   2500   1001   SWE

### RESULT

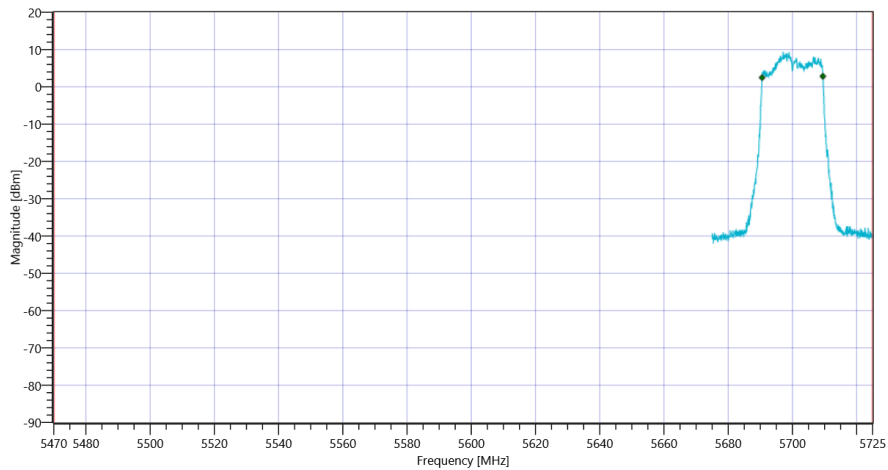
Test Description	Lower Limit	Upper Limit	Measured	Unit	Verdict
Bandwidth 99%	---	---	18.931	MHz	INFO
T1 99%	5470.000000	---	5690.5594	MHz	PASS since U-NII-3 is supported
T2 99%	---	5725.000000	5709.4905	MHz	

### Plot: Bandwidth only



FCC Part 15.407 & ISSED Bandwidths ~ WLAN5Gx ax-HE20 U-NII-2C 99PCT

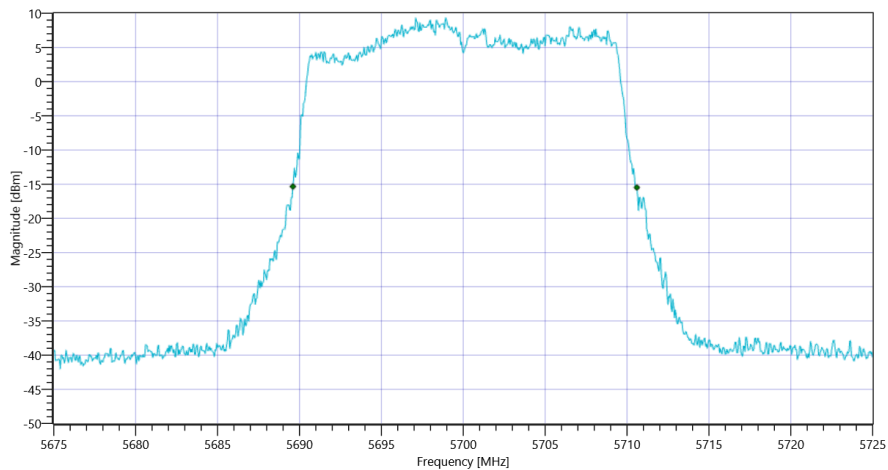
### Plot: Bandwidth within Band



FCC Part 15.407 & ISSED Bandwidths ~ WLAN5Gx ax-HE20 U-NII-2C

RESULT						
Test Description	Lower Limit	Upper Limit	Measured	Unit	Verdict	
Bandwidth 20dB	---	---	21	MHz	INFO	
T1 26dB	5470.000000	---	5689.6000	MHz	PASS since U-NII-3 is supported	
T2 26dB	---	5725.000000	5710.6000	MHz		

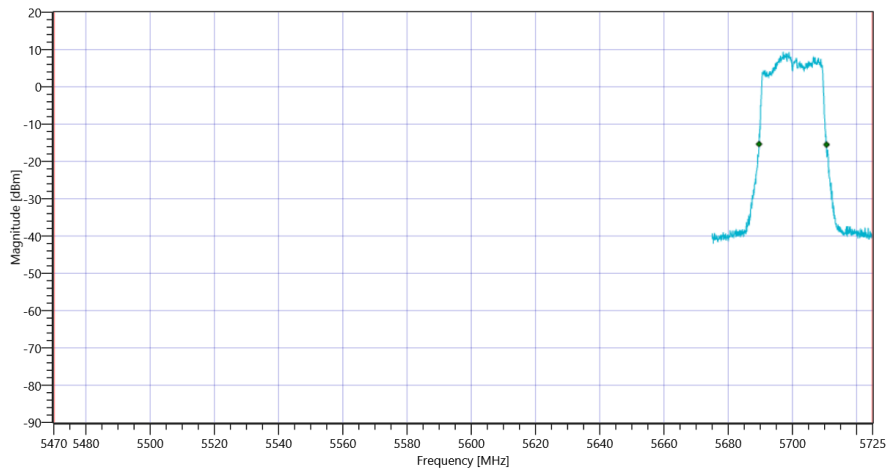
Plot: Bandwidth only



FCC Part 15.407 & ISSED Bandwidths ~ WLAN5Gx ax-HE20 U-NII-2C 26dB

Plot: Bandwidth within Band





FCC Part 15.407 & ISSED Bandwidths ~ WLAN5Gx ax-HE20 U-NII-2C

General verdict

PASS

## FCC Part 15.407 & ISED Bandwidths ~ WLAN5Gx ax-HE20 U-NII-2C

Test References	
TC Start	04.04.2022 12:09:04
Ambit Temp [°C]   Humidity [rel%]	26.8   18
System Version	3.0.6.0
Test Specification	FCC Part 15.407 & ISET RSS-GEN
Test Method	26dB Bandwidth KDB789033 D02, C.1 / ISED RSS-GEN
TC Version	0.0.1
My Description	FCC 15.407 Bandwidths - WLAN5Gx ax-HE20 U-NII-2C
Add. Information	

EUT Common Settings WLAN5Gx	
Number of Antenna Ports	4
User Interaction	No
Device Class UNII_1	AP indoor

Test Parameter	
Technology to test	WLAN5Gx ax-HE20 U-NII-2C
Antenna Port used	1
Temperature	nom
Voltage	nom
Frequency low to test	False   Freq [MHz] 5500
Frequency mid to test	True   Freq [MHz] 5600
Frequency high to test	False   Freq [MHz] 5700
Auto Control enabled Power Supply   Climatic Box	No   No
Additional Path Loss [dB]	0.5
Switched Path	EUT - SignalingUnit - SpectrumAnalyzer

Test Equipment	
Signal analyzer,Rohde&Schwarz,FSV-30,1321.3008K30/103809,3.70	
Switch matrix,CTCadvanced,RSM-1 NI DAQ,29655273,NI	

## Test at TX 5600 MHz

### RESULT: Reference Power cond.

Test Description	Lower Limit	Upper Limit	Measured	Unit	Verdict
Ref. Power 1MHz/1MHz cond.	---	---	11.52	dBm	INFO
Ref. Frequency	---	---	5592.810	MHz	INFO

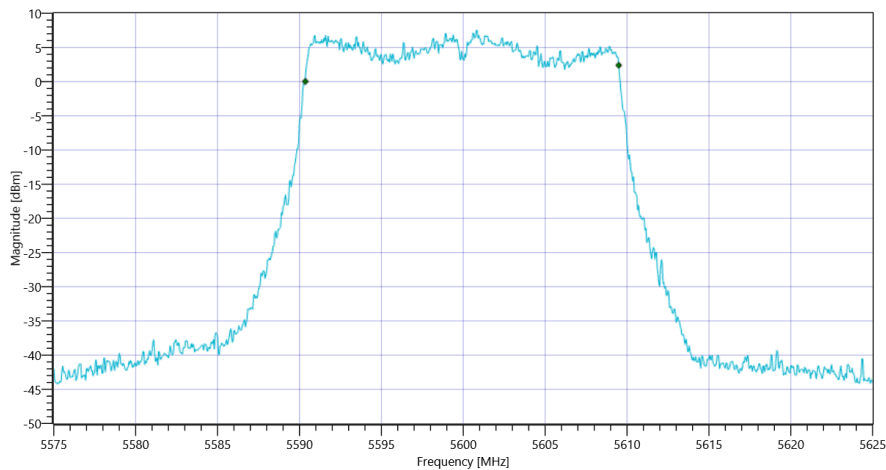
### READ SA SETTINGS:

RefLevel [dBm]   RefLevelOffset [dB]   InpAtt [dB]	19.52   11.16   25
Start [MHz]   Stop [MHz]	5575.000   5625.000
RBW [MHz]   VBW [MHz]	0.300000   1.000000
Detector   TraceMode	POS   MAXH
Sweep: Time [ms]   Count   Points per Section   Type	1   2500   1001   SWE

### RESULT

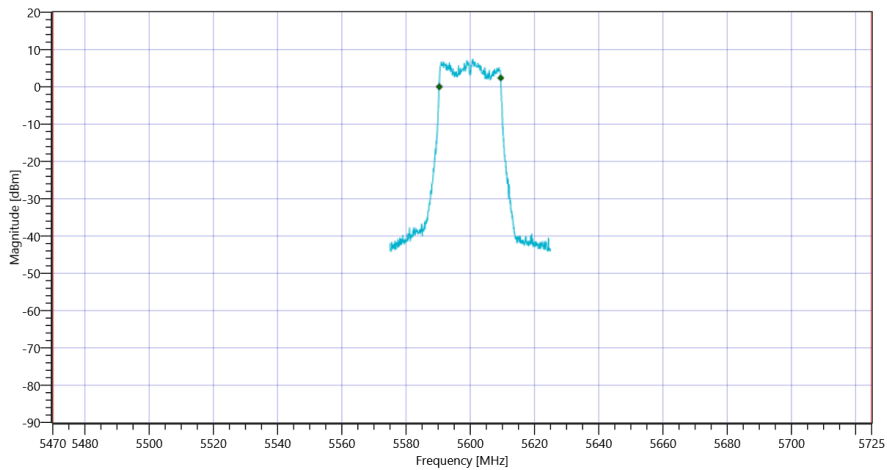
Test Description	Lower Limit	Upper Limit	Measured	Unit	Verdict
Bandwidth 99%	---	---	19.131	MHz	INFO
T1 99%	5470.000000	---	5590.3596	MHz	PASS since U-NII-3 is supported
T2 99%	---	5725.000000	5609.4905	MHz	

### Plot: Bandwidth only



FCC Part 15.407 & ISSED Bandwidths ~ WLAN5Gx ax-HE20 U-NII-2C 99PCT

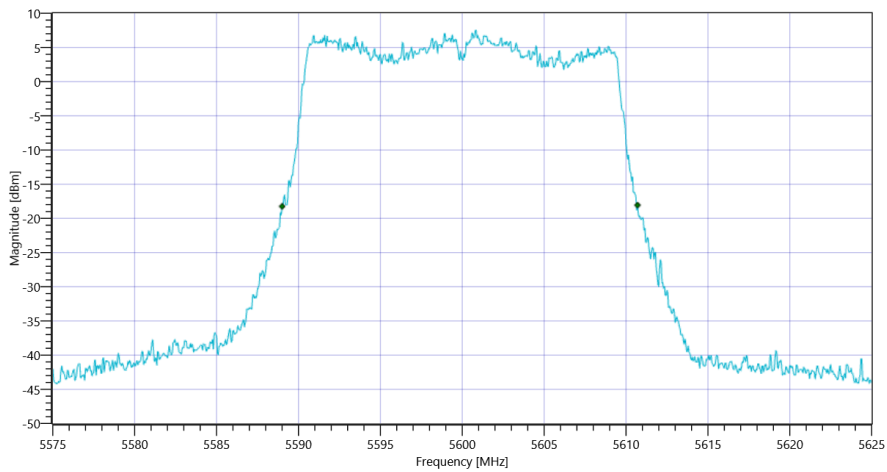
### Plot: Bandwidth within Band



FCC Part 15.407 & ISSED Bandwidths ~ WLAN5Gx ax-HE20 U-NII-2C

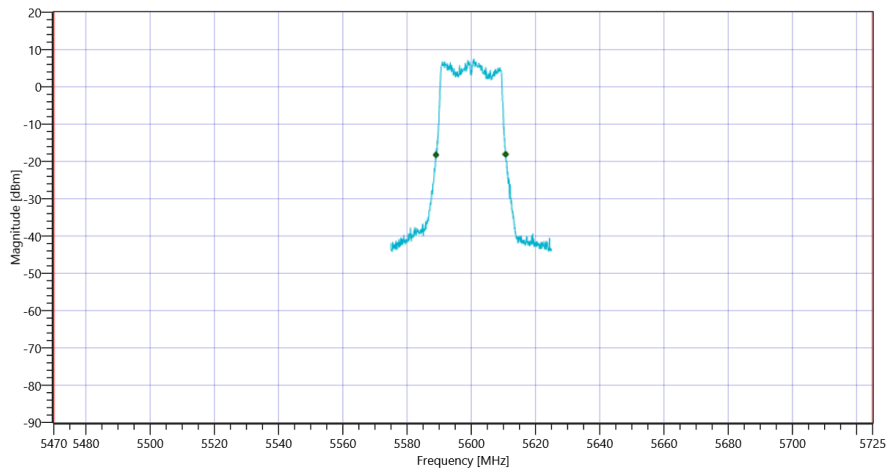
RESULT					
Test Description	Lower Limit	Upper Limit	Measured	Unit	Verdict
Bandwidth 20dB	---	---	21.7	MHz	INFO
T1 26dB	5470.000000	---	5589.0000	MHz	PASS since U-NII-3 is supported
T2 26dB	---	5725.000000	5610.7000	MHz	

Plot: Bandwidth only



FCC Part 15.407 & ISSED Bandwidths ~ WLAN5Gx ax-HE20 U-NII-2C 26dB

Plot: Bandwidth within Band



FCC Part 15.407 & ISSED Bandwidths ~ WLAN5Gx ax-HE20 U-NII-2C

General verdict

PASS

## FCC Part 15.407 & ISED Bandwidths ~ WLAN5Gx ax-HE20 U-NII-2C

Test References	
TC Start	04.04.2022 12:06:21
Ambit Temp [°C]   Humidity [rel%]	26.6   18
System Version	3.0.6.0
Test Specification	FCC Part 15.407 & ISET RSS-GEN
Test Method	26dB Bandwidth KDB789033 D02, C.1 / ISED RSS-GEN
TC Version	0.0.1
My Description	FCC 15.407 Bandwidths - WLAN5Gx ax-HE20 U-NII-2C
Add. Information	

EUT Common Settings WLAN5Gx	
Number of Antenna Ports	4
User Interaction	No
Device Class UNII_1	AP indoor

Test Parameter	
Technology to test	WLAN5Gx ax-HE20 U-NII-2C
Antenna Port used	1
Temperature	nom
Voltage	nom
Frequency low to test	True   Freq [MHz] 5500
Frequency mid to test	False   Freq [MHz] 5600
Frequency high to test	False   Freq [MHz] 5700
Auto Control enabled Power Supply   Climatic Box	No   No
Additional Path Loss [dB]	0.5
Switched Path	EUT - SignalingUnit - SpectrumAnalyzer

Test Equipment	
Signal analyzer,Rohde&Schwarz,FSV-30,1321.3008K30/103809,3.70	
Switch matrix,CTCadvanced,RSM-1 NI DAQ,29655273,NI	

## Test at TX 5500 MHz

### RESULT: Reference Power cond.

Test Description	Lower Limit	Upper Limit	Measured	Unit	Verdict
Ref. Power 1MHz/1MHz cond.	---	---	10.64	dBm	INFO
Ref. Frequency	---	---	5508.390	MHz	INFO

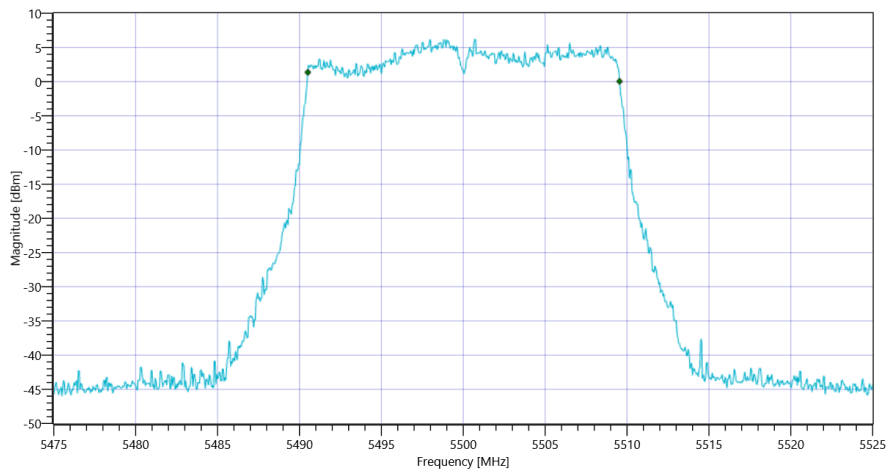
### READ SA SETTINGS:

RefLevel [dBm]   RefLevelOffset [dB]   InpAtt [dB]	18.64   11.14   25
Start [MHz]   Stop [MHz]	5475.000   5525.000
RBW [MHz]   VBW [MHz]	0.300000   1.000000
Detector   TraceMode	POS   MAXH
Sweep: Time [ms]   Count   Points per Section   Type	1   2500   1001   SWE

### RESULT

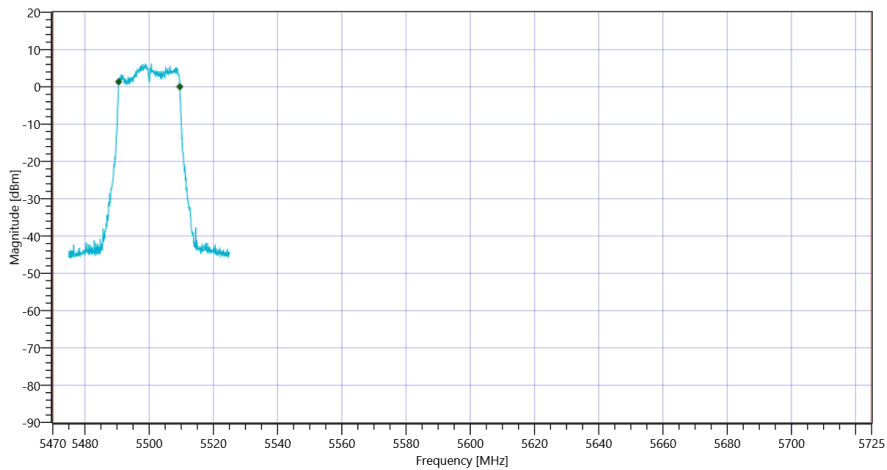
Test Description	Lower Limit	Upper Limit	Measured	Unit	Verdict
Bandwidth 99%	---	---	19.031	MHz	INFO
T1 99%	5470.000000	---	5490.5095	MHz	PASS since U-NII-3 is supported
T2 99%	---	5725.000000	5509.5405	MHz	

### Plot: Bandwidth only



FCC Part 15.407 & ISSED Bandwidths ~ WLAN5Gx ax-HE20 U-NII-2C 99PCT

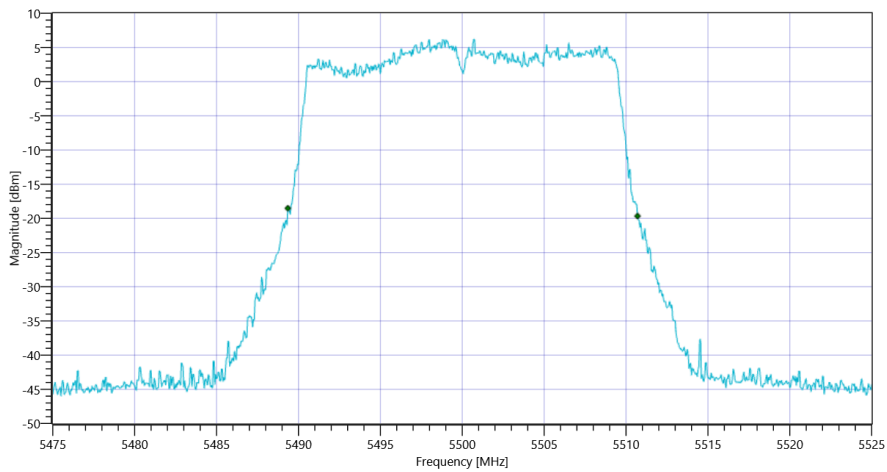
### Plot: Bandwidth within Band



FCC Part 15.407 & ISSED Bandwidths ~ WLAN5Gx ax-HE20 U-NII-2C

RESULT					
Test Description	Lower Limit	Upper Limit	Measured	Unit	Verdict
Bandwidth 20dB	---	---	21.35	MHz	INFO
T1 26dB	5470.000000	---	5489.3500	MHz	PASS since U-NII-3 is supported
T2 26dB	---	5725.000000	5510.7000	MHz	

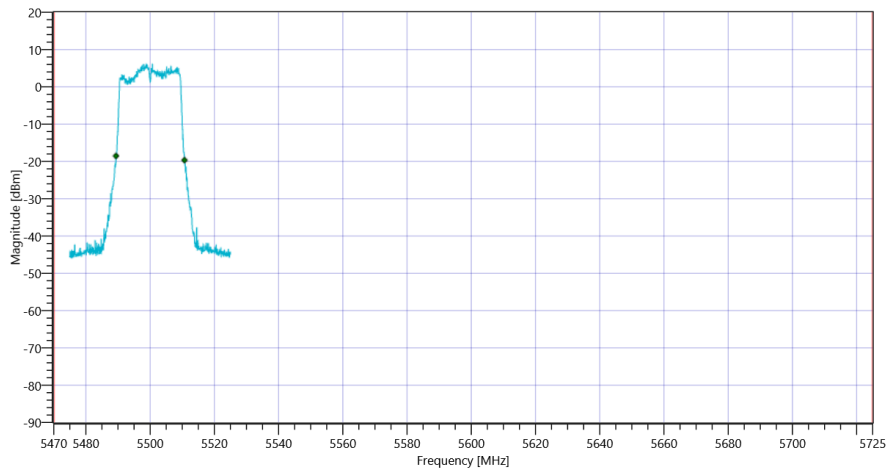
Plot: Bandwidth only



FCC Part 15.407 & ISSED Bandwidths ~ WLAN5Gx ax-HE20 U-NII-2C 26dB

Plot: Bandwidth within Band





FCC Part 15.407 & ISSED Bandwidths ~ WLAN5Gx ax-HE20 U-NII-2C

General verdict

PASS

## FCC Part 15.407 & ISED Bandwidths ~ WLAN5Gx ax-HE20 U-NII-2A

Test References	
TC Start	04.04.2022 12:03:37
Ambit Temp [°C]   Humidity [rel%]	26.5   18
System Version	3.0.6.0
Test Specification	FCC Part 15.407 & ISET RSS-GEN
Test Method	26dB Bandwidth KDB789033 D02, C.1 / ISED RSS-GEN
TC Version	0.0.1
My Description	FCC 15.407 Bandwidths - WLAN5Gx ax-HE20 U-NII-2A
Add. Information	

EUT Common Settings WLAN5Gx	
Number of Antenna Ports	4
User Interaction	No
Device Class UNII_1	AP indoor

Test Parameter	
Technology to test	WLAN5Gx ax-HE20 U-NII-2A
Antenna Port used	1
Temperature	nom
Voltage	nom
Frequency low to test	False   Freq [MHz] 5260
Frequency mid to test	False   Freq [MHz] 5300
Frequency high to test	True   Freq [MHz] 5320
Auto Control enabled Power Supply   Climatic Box	No   No
Additional Path Loss [dB]	0.5
Switched Path	EUT - SignalingUnit - SpectrumAnalyzer

Test Equipment	
Signal analyzer,Rohde&Schwarz,FSV-30,1321.3008K30/103809,3.70	
Switch matrix,CTCadvanced,RSM-1 NI DAQ,29655273,NI	

## Test at TX 5320 MHz

### RESULT: Reference Power cond.

Test Description	Lower Limit	Upper Limit	Measured	Unit	Verdict
Ref. Power 1MHz/1MHz cond.	---	---	11.41	dBm	INFO
Ref. Frequency	---	---	5322.800	MHz	INFO

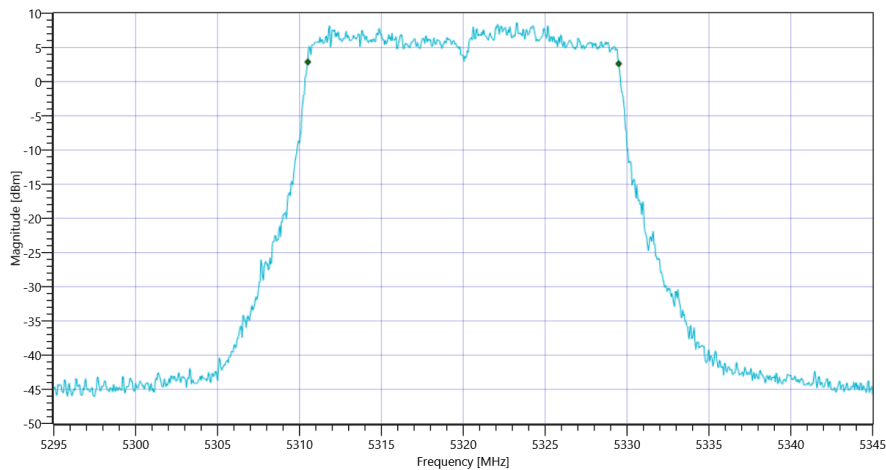
### READ SA SETTINGS:

RefLevel [dBm]   RefLevelOffset [dB]   InpAtt [dB]	19.41   11.28   25
Start [MHz]   Stop [MHz]	5295.000   5345.000
RBW [MHz]   VBW [MHz]	0.300000   1.000000
Detector   TraceMode	POS   MAXH
Sweep: Time [ms]   Count   Points per Section   Type	1   2500   1001   SWE

### RESULT

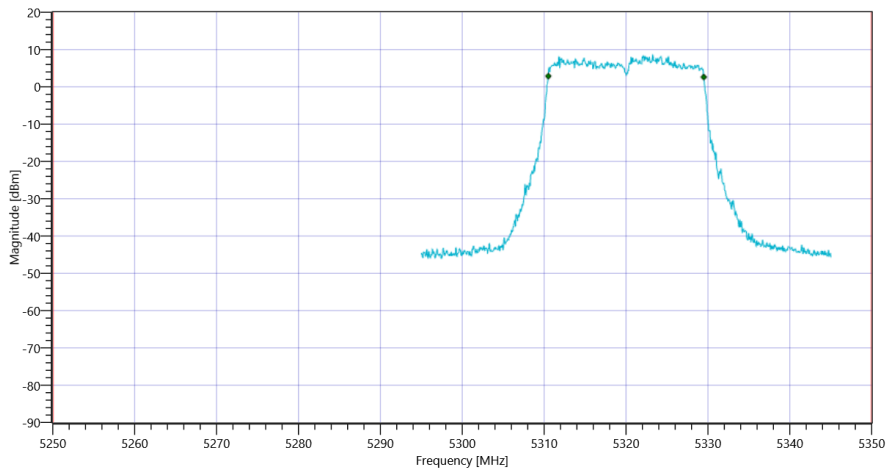
Test Description	Lower Limit	Upper Limit	Measured	Unit	Verdict
Bandwidth 99%	---	---	18.981	MHz	INFO
T1 99%	5250.000000	---	5310.5095	MHz	PASS since U-NII-1 is supported
T2 99%	---	5350.000000	5329.4905	MHz	PASS

### Plot: Bandwidth only



FCC Part 15.407 & ISSED Bandwidths ~ WLAN5Gx ax-HE20 U-NII-2A 99PCT

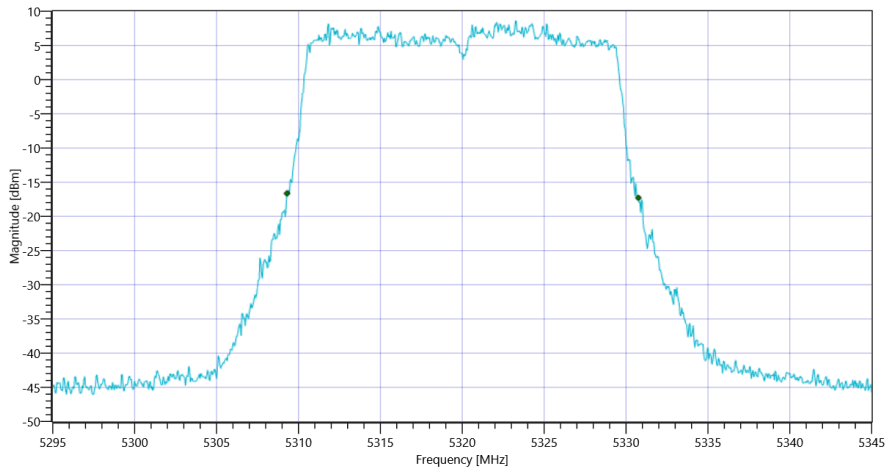
### Plot: Bandwidth within Band



FCC Part 15.407 & ISSED Bandwidths ~ WLAN5Gx ax-HE20 U-NII-2A

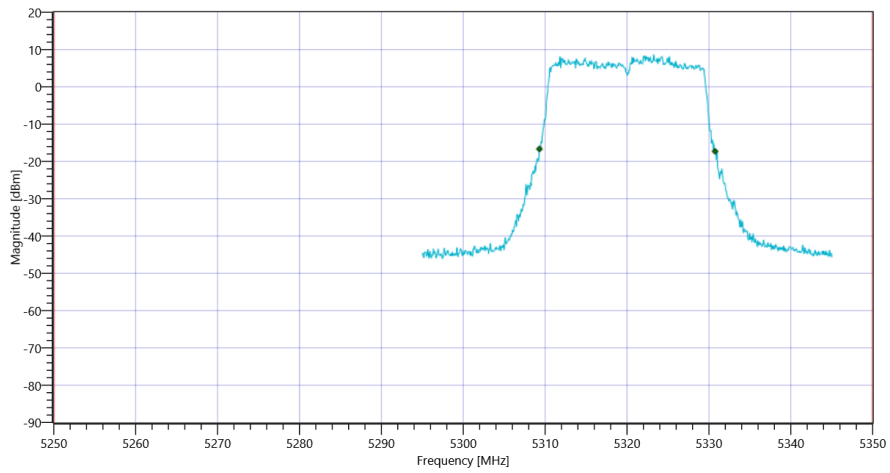
RESULT					
Test Description	Lower Limit	Upper Limit	Measured	Unit	Verdict
Bandwidth 20dB	---	---	21.45	MHz	INFO
T1 26dB	5250.000000	---	5309.3000	MHz	PASS since U-NII-1 is supported
T2 26dB	---	5335.000000	5330.7500	MHz	PASS

Plot: Bandwidth only



FCC Part 15.407 & ISSED Bandwidths ~ WLAN5Gx ax-HE20 U-NII-2A 26dB

Plot: Bandwidth within Band



FCC Part 15.407 & ISSED Bandwidths ~ WLAN5Gx ax-HE20 U-NII-2A

General verdict

PASS

## FCC Part 15.407 & ISED Bandwidths ~ WLAN5Gx ax-HE20 U-NII-2A

Test References	
TC Start	04.04.2022 12:00:54
Ambit Temp [°C]   Humidity [rel%]	26.3   18
System Version	3.0.6.0
Test Specification	FCC Part 15.407 & ISET RSS-GEN
Test Method	26dB Bandwidth KDB789033 D02, C.1 / ISED RSS-GEN
TC Version	0.0.1
My Description	FCC 15.407 Bandwidths - WLAN5Gx ax-HE20 U-NII-2A
Add. Information	

EUT Common Settings WLAN5Gx	
Number of Antenna Ports	4
User Interaction	No
Device Class UNII_1	AP indoor

Test Parameter	
Technology to test	WLAN5Gx ax-HE20 U-NII-2A
Antenna Port used	1
Temperature	nom
Voltage	nom
Frequency low to test	False   Freq [MHz] 5260
Frequency mid to test	True   Freq [MHz] 5300
Frequency high to test	False   Freq [MHz] 5320
Auto Control enabled Power Supply   Climatic Box	No   No
Additional Path Loss [dB]	0.5
Switched Path	EUT - SignalingUnit - SpectrumAnalyzer

Test Equipment	
Signal analyzer,Rohde&Schwarz,FSV-30,1321.3008K30/103809,3.70	
Switch matrix,CTCadvanced,RSM-1 NI DAQ,29655273,NI	

## Test at TX 5300 MHz

### RESULT: Reference Power cond.

Test Description	Lower Limit	Upper Limit	Measured	Unit	Verdict
Ref. Power 1MHz/1MHz cond.	---	---	11.71	dBm	INFO
Ref. Frequency	---	---	5292.410	MHz	INFO

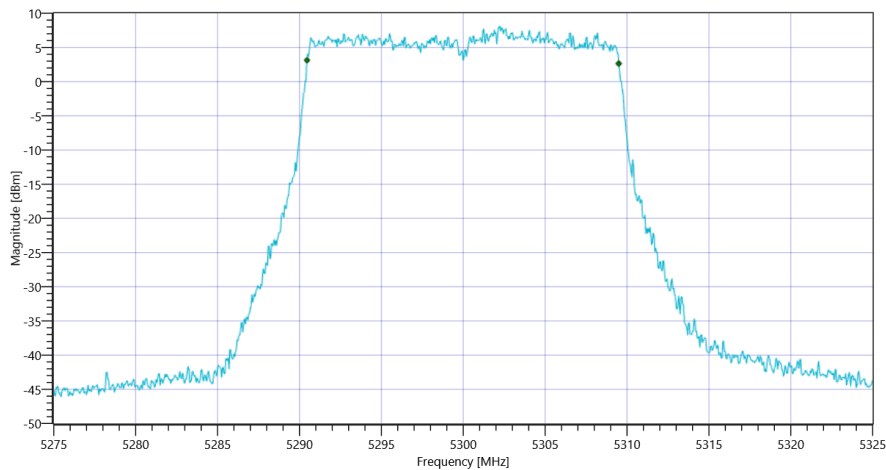
### READ SA SETTINGS:

RefLevel [dBm]   RefLevelOffset [dB]   InpAtt [dB]	19.71   11.32   25
Start [MHz]   Stop [MHz]	5275.000   5325.000
RBW [MHz]   VBW [MHz]	0.300000   1.000000
Detector   TraceMode	POS   MAXH
Sweep: Time [ms]   Count   Points per Section   Type	1   2500   1001   SWE

### RESULT

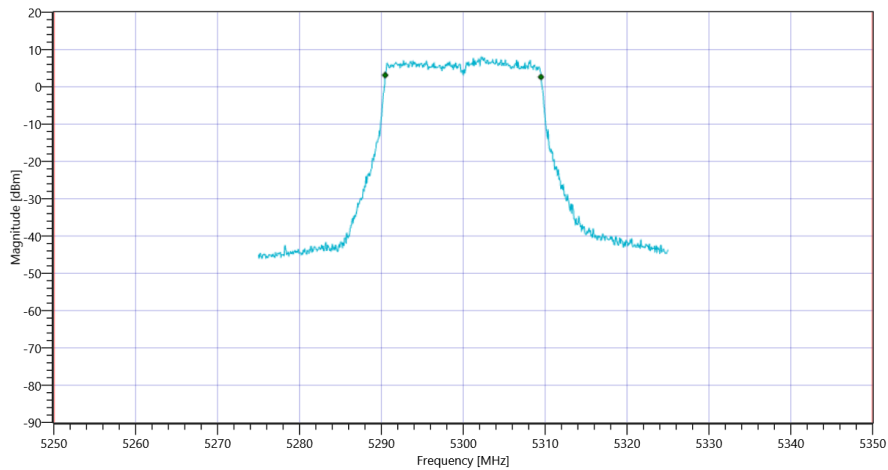
Test Description	Lower Limit	Upper Limit	Measured	Unit	Verdict
Bandwidth 99%	---	---	19.031	MHz	INFO
T1 99%	5250.000000	---	5290.4595	MHz	PASS since U-NII-1 is supported
T2 99%	---	5350.000000	5309.4905	MHz	PASS

### Plot: Bandwidth only



FCC Part 15.407 & ISSED Bandwidths ~ WLAN5Gx ax-HE20 U-NII-2A 99PCT

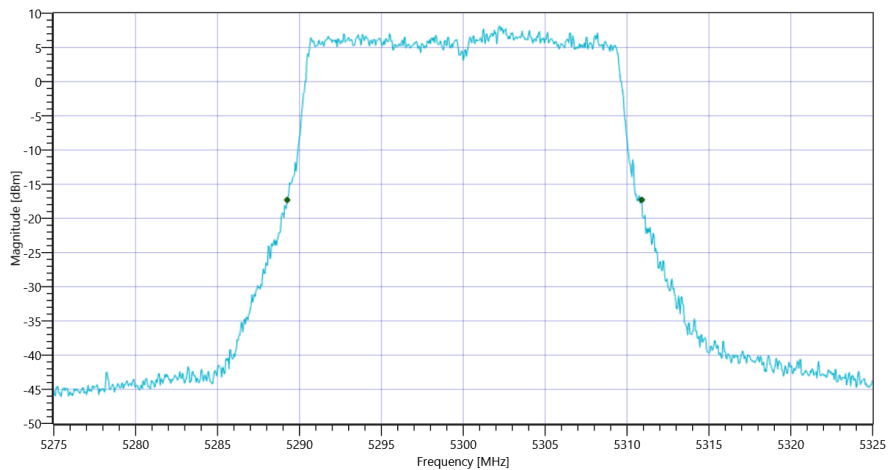
### Plot: Bandwidth within Band



FCC Part 15.407 & ISSED Bandwidths ~ WLAN5Gx ax-HE20 U-NII-2A

RESULT						
Test Description	Lower Limit	Upper Limit	Measured	Unit	Verdict	
Bandwidth 20dB	---	---	21.65	MHz	INFO	
T1 26dB	5250.000000	---	5289.2500	MHz	PASS since U-NII-1 is supported	
T2 26dB	---	5350.000000	5310.9000	MHz	PASS	

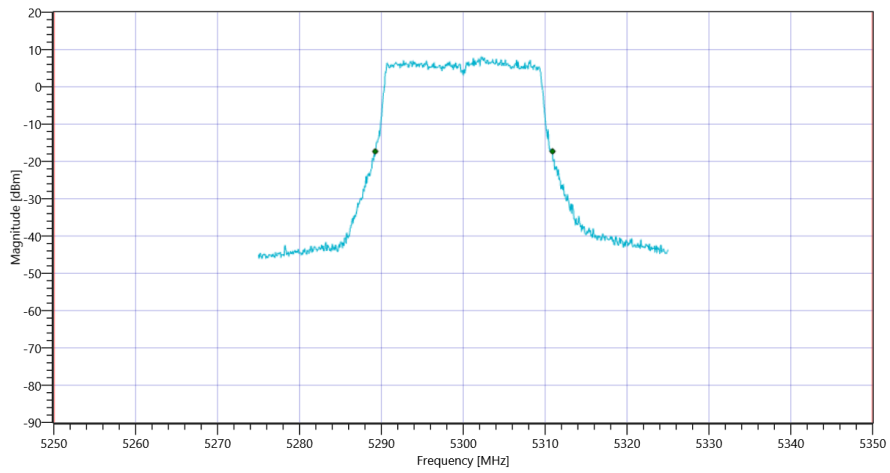
Plot: Bandwidth only



FCC Part 15.407 & ISSED Bandwidths ~ WLAN5Gx ax-HE20 U-NII-2A 26dB

Plot: Bandwidth within Band





FCC Part 15.407 & ISSED Bandwidths ~ WLAN5Gx ax-HE20 U-NII-2A

General verdict

PASS

## FCC Part 15.407 & ISED Bandwidths ~ WLAN5Gx ax-HE20 U-NII-2A

Test References	
TC Start	04.04.2022 11:58:10
Ambit Temp [°C]   Humidity [rel%]	26.1   18
System Version	3.0.6.0
Test Specification	FCC Part 15.407 & ISET RSS-GEN
Test Method	26dB Bandwidth KDB789033 D02, C.1 / ISED RSS-GEN
TC Version	0.0.1
My Description	FCC 15.407 Bandwidths - WLAN5Gx ax-HE20 U-NII-2A
Add. Information	

EUT Common Settings WLAN5Gx	
Number of Antenna Ports	4
User Interaction	No
Device Class UNII_1	AP indoor

Test Parameter	
Technology to test	WLAN5Gx ax-HE20 U-NII-2A
Antenna Port used	1
Temperature	nom
Voltage	nom
Frequency low to test	True   Freq [MHz] 5260
Frequency mid to test	False   Freq [MHz] 5300
Frequency high to test	False   Freq [MHz] 5320
Auto Control enabled Power Supply   Climatic Box	No   No
Additional Path Loss [dB]	0.5
Switched Path	EUT - SignalingUnit - SpectrumAnalyzer

Test Equipment	
Signal analyzer,Rohde&Schwarz,FSV-30,1321.3008K30/103809,3.70	
Switch matrix,CTCadvanced,RSM-1 NI DAQ,29655273,NI	

## Test at TX 5260 MHz

### RESULT: Reference Power cond.

Test Description	Lower Limit	Upper Limit	Measured	Unit	Verdict
Ref. Power 1MHz/1MHz cond.	---	---	13.38	dBm	INFO
Ref. Frequency	---	---	5262.200	MHz	INFO

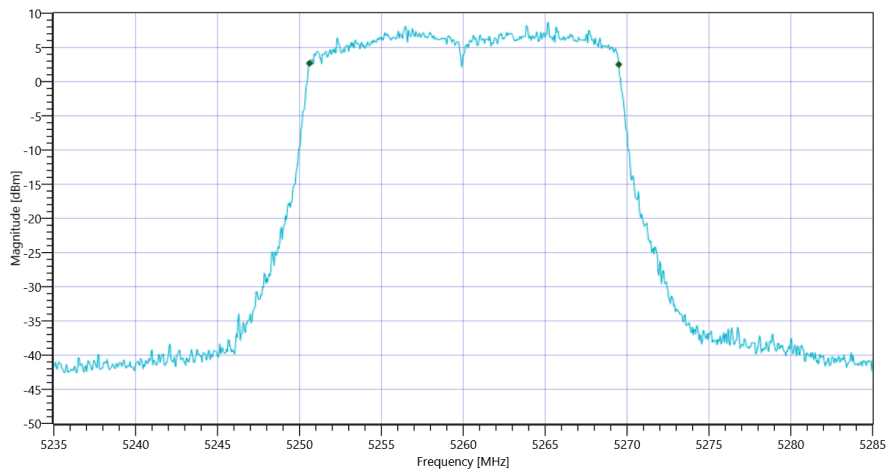
### READ SA SETTINGS:

RefLevel [dBm]   RefLevelOffset [dB]   InpAtt [dB]	21.38   11.33   30
Start [MHz]   Stop [MHz]	5235.000   5285.000
RBW [MHz]   VBW [MHz]	0.300000   1.000000
Detector   TraceMode	POS   MAXH
Sweep: Time [ms]   Count   Points per Section   Type	1   2500   1001   SWE

### RESULT

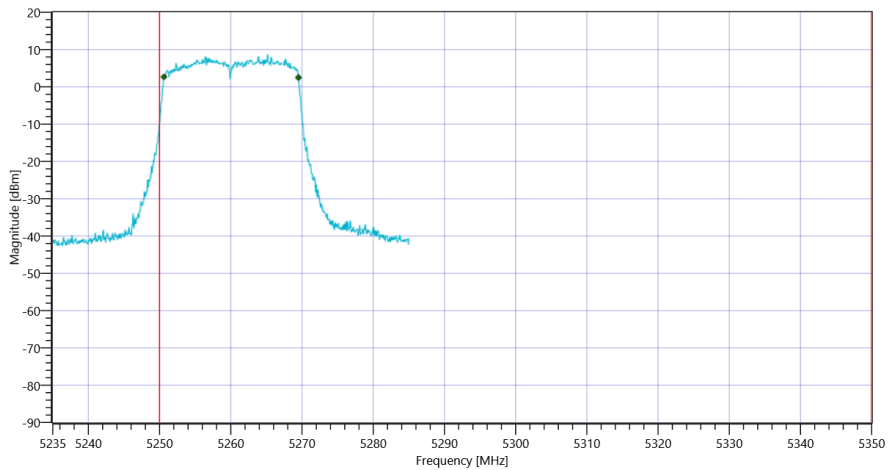
Test Description	Lower Limit	Upper Limit	Measured	Unit	Verdict
Bandwidth 99%	---	---	18.881	MHz	INFO
T1 99%	5250.000000	---	5250.6094	MHz	PASS since U-NII-1 is supported
T2 99%	---	5350.000000	5269.4905	MHz	PASS

### Plot: Bandwidth only



FCC Part 15.407 & ISSED Bandwidths ~ WLAN5Gx ax-HE20 U-NII-2A 99PCT

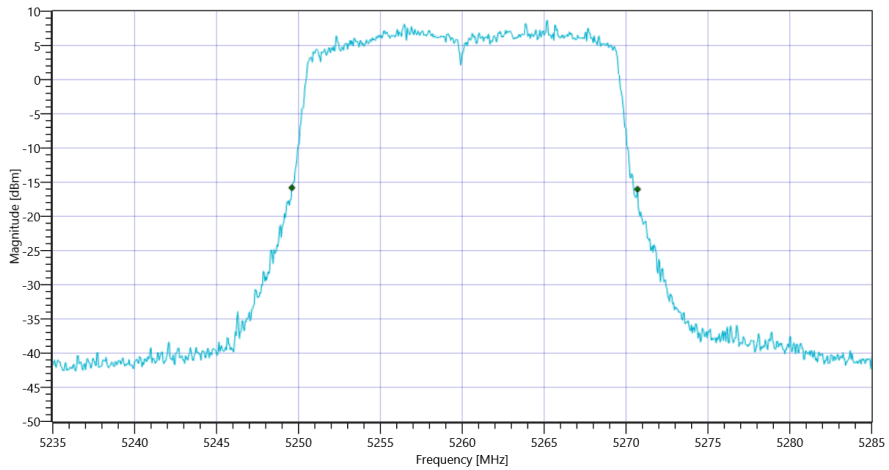
### Plot: Bandwidth within Band



FCC Part 15.407 & ISSED Bandwidths ~ WLAN5Gx ax-HE20 U-NII-2A

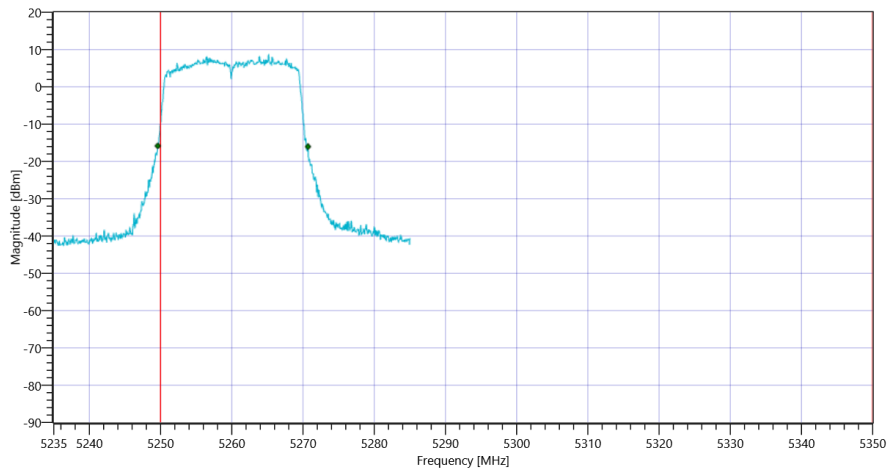
RESULT					
Test Description	Lower Limit	Upper Limit	Measured	Unit	Verdict
Bandwidth 20dB	---	---	21.1	MHz	INFO
T1 26dB	5250.000000	---	5249.6000	MHz	PASS since U-NII-1 is supported
T2 26dB	---	5350.000000	5270.7000	MHz	PASS

Plot: Bandwidth only



FCC Part 15.407 & ISSED Bandwidths ~ WLAN5Gx ax-HE20 U-NII-2A 26dB

Plot: Bandwidth within Band



FCC Part 15.407 & ISSED Bandwidths ~ WLAN5Gx ax-HE20 U-NII-2A

General verdict

PASS

## FCC Part 15.407 & ISED Bandwidths ~ WLAN5Gx ax-HE20 U-NII-1

Test References	
TC Start	04.04.2022 11:55:27
Ambit Temp [°C]   Humidity [rel%]	25.8   18
System Version	3.0.6.0
Test Specification	FCC Part 15.407 & ISET RSS-GEN
Test Method	26dB Bandwidth KDB789033 D02, C.1 / ISED RSS-GEN
TC Version	0.0.1
My Description	FCC 15.407 Bandwidths - WLAN5Gx ax-HE20 U-NII-1
Add. Information	

EUT Common Settings WLAN5Gx	
Number of Antenna Ports	4
User Interaction	No
Device Class UNII_1	AP indoor

Test Parameter	
Technology to test	WLAN5Gx ax-HE20 U-NII-1
Antenna Port used	1
Temperature	nom
Voltage	nom
Frequency low to test	False   Freq [MHz] 5180
Frequency mid to test	False   Freq [MHz] 5200
Frequency high to test	True   Freq [MHz] 5240
Auto Control enabled Power Supply   Climatic Box	No   No
Additional Path Loss [dB]	0.5
Switched Path	EUT - SignalingUnit - SpectrumAnalyzer

Test Equipment	
Signal analyzer,Rohde&Schwarz,FSV-30,1321.3008K30/103809,3.70	
Switch matrix,CTCadvanced,RSM-1 NI DAQ,29655273,NI	

## Test at TX 5240 MHz

### RESULT: Reference Power cond.

Test Description	Lower Limit	Upper Limit	Measured	Unit	Verdict
Ref. Power 1MHz/1MHz cond.	---	---	17.72	dBm	INFO
Ref. Frequency	---	---	5232.010	MHz	INFO

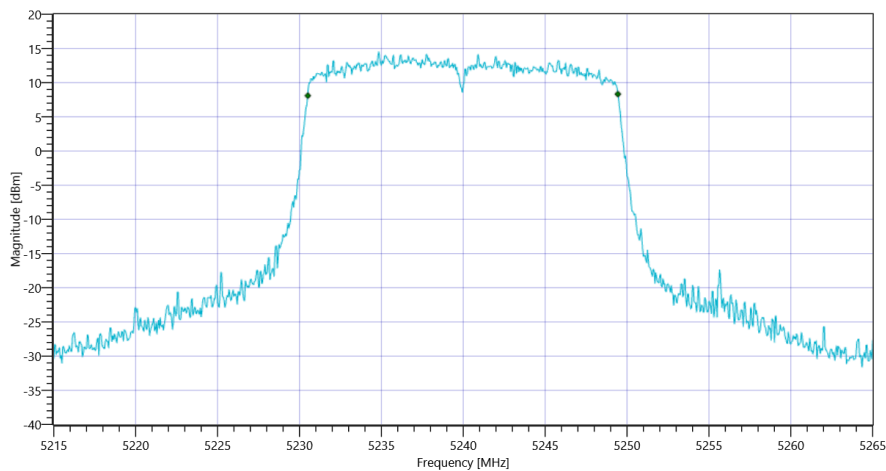
### READ SA SETTINGS:

RefLevel [dBm]   RefLevelOffset [dB]   InpAtt [dB]	25.72   11.32   30
Start [MHz]   Stop [MHz]	5215.000   5265.000
RBW [MHz]   VBW [MHz]	0.300000   1.000000
Detector   TraceMode	POS   MAXH
Sweep: Time [ms]   Count   Points per Section   Type	1   2500   1001   SWE

### RESULT

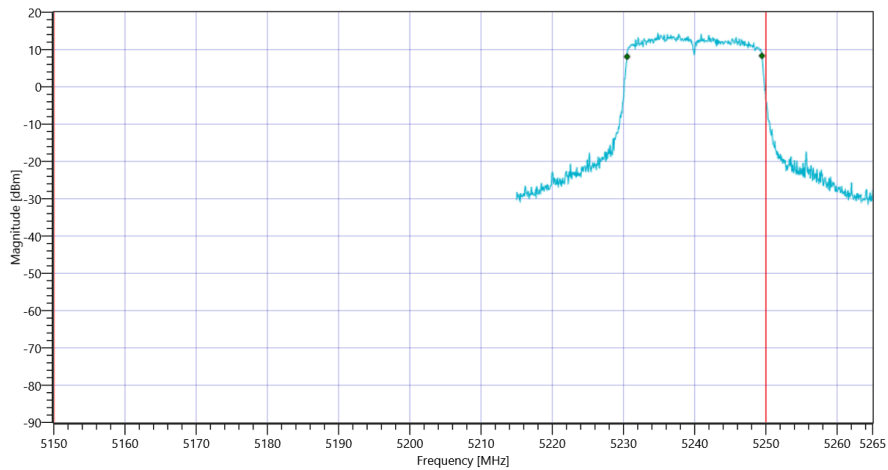
Test Description	Lower Limit	Upper Limit	Measured	Unit	Verdict
Bandwidth 99%	---	---	18.931	MHz	INFO
T1 99%	5150.000000	---	5230.5095	MHz	PASS
T2 99%	---	5250.000000	5249.4406	MHz	PASS

### Plot: Bandwidth only



FCC Part 15.407 & ISED Bandwidths ~ WLAN5Gx ax-HE20 U-NII-1 99PCT

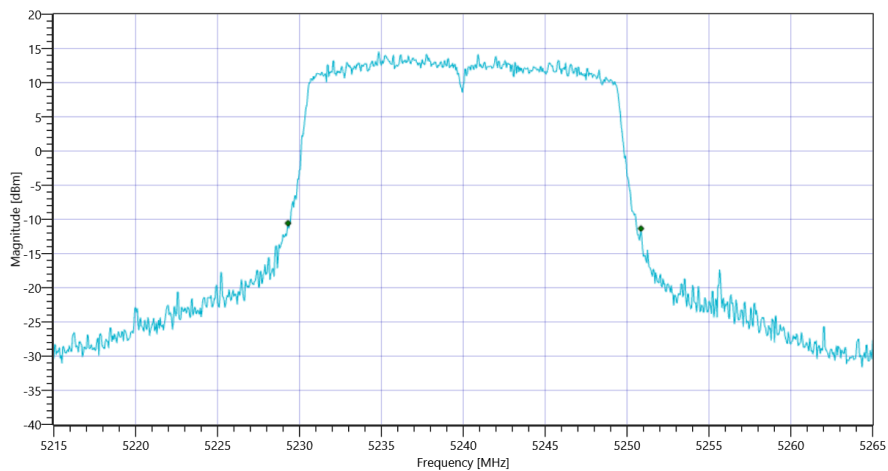
### Plot: Bandwidth within Band



FCC Part 15.407 & ISSED Bandwidths ~ WLAN5Gx ax-HE20 U-NII-1

RESULT						
Test Description	Lower Limit	Upper Limit	Measured	Unit	Verdict	
Bandwidth 20dB	---	---	21.55	MHz	INFO	
T1 26dB	5150.000000	---	5229.3000	MHz	PASS	
T2 26dB	---	5250.000000	5250.8500	MHz	DFS required	

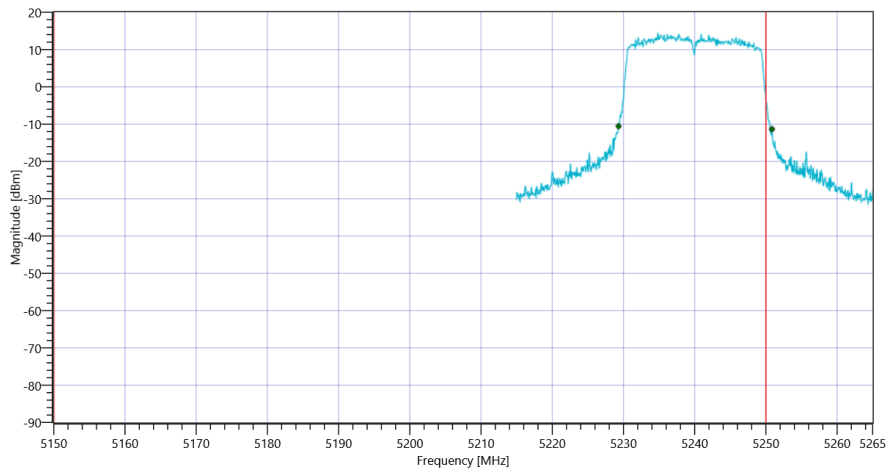
Plot: Bandwidth only



FCC Part 15.407 & ISSED Bandwidths ~ WLAN5Gx ax-HE20 U-NII-1 26dB

Plot: Bandwidth within Band





FCC Part 15.407 & ISSED Bandwidths ~ WLAN5Gx ax-HE20 U-NII-1

General verdict

PASS

## FCC Part 15.407 & ISED Bandwidths ~ WLAN5Gx ax-HE20 U-NII-1

Test References	
TC Start	04.04.2022 11:52:38
Ambit Temp [°C]   Humidity [rel%]	25.5   18
System Version	3.0.6.0
Test Specification	FCC Part 15.407 & ISET RSS-GEN
Test Method	26dB Bandwidth KDB789033 D02, C.1 / ISED RSS-GEN
TC Version	0.0.1
My Description	FCC 15.407 Bandwidths - WLAN5Gx ax-HE20 U-NII-1
Add. Information	

EUT Common Settings WLAN5Gx	
Number of Antenna Ports	4
User Interaction	No
Device Class UNII_1	AP indoor

Test Parameter	
Technology to test	WLAN5Gx ax-HE20 U-NII-1
Antenna Port used	1
Temperature	nom
Voltage	nom
Frequency low to test	False   Freq [MHz] 5180
Frequency mid to test	True   Freq [MHz] 5200
Frequency high to test	False   Freq [MHz] 5240
Auto Control enabled Power Supply   Climatic Box	No   No
Additional Path Loss [dB]	0.5
Switched Path	EUT - SignalingUnit - SpectrumAnalyzer

Test Equipment	
Signal analyzer,Rohde&Schwarz,FSV-30,1321.3008K30/103809,3.70	
Switch matrix,CTCadvanced,RSM-1 NI DAQ,29655273,NI	

## Test at TX 5200 MHz

### RESULT: Reference Power cond.

Test Description	Lower Limit	Upper Limit	Measured	Unit	Verdict
Ref. Power 1MHz/1MHz cond.	---	---	19.64	dBm	INFO
Ref. Frequency	---	---	5199.200	MHz	INFO

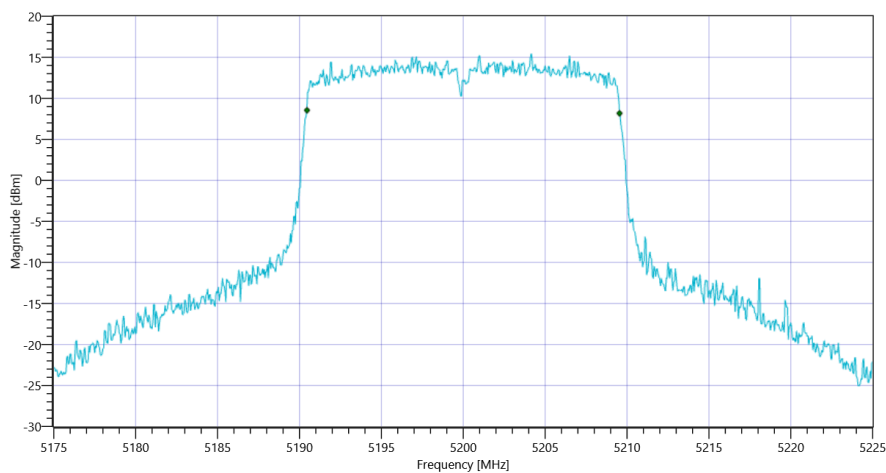
### READ SA SETTINGS:

RefLevel [dBm]   RefLevelOffset [dB]   InpAtt [dB]	27.64   11.27   35
Start [MHz]   Stop [MHz]	5175.000   5225.000
RBW [MHz]   VBW [MHz]	0.300000   1.000000
Detector   TraceMode	POS   MAXH
Sweep: Time [ms]   Count   Points per Section   Type	1   2500   1001   SWE

### RESULT

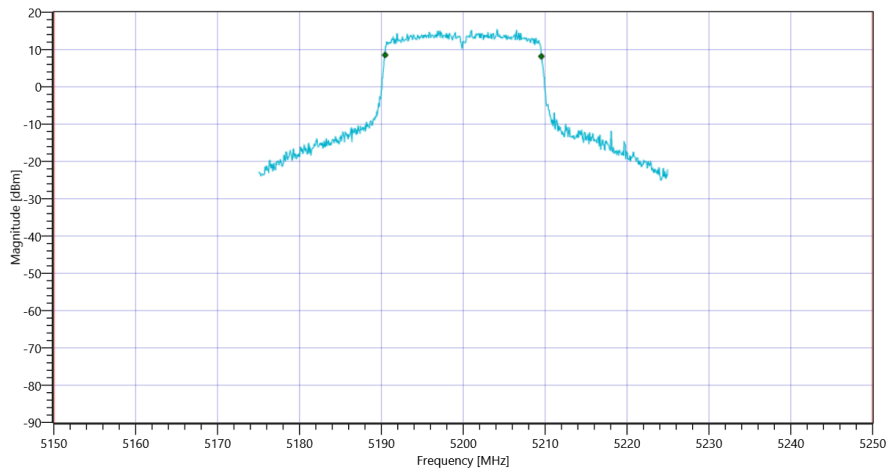
Test Description	Lower Limit	Upper Limit	Measured	Unit	Verdict
Bandwidth 99%	---	---	19.081	MHz	INFO
T1 99%	5150.000000	---	5190.4595	MHz	PASS
T2 99%	---	5250.000000	5209.5405	MHz	PASS

### Plot: Bandwidth only



FCC Part 15.407 & ISED Bandwidths ~ WLAN5Gx ax-HE20 U-NII-1 99PCT

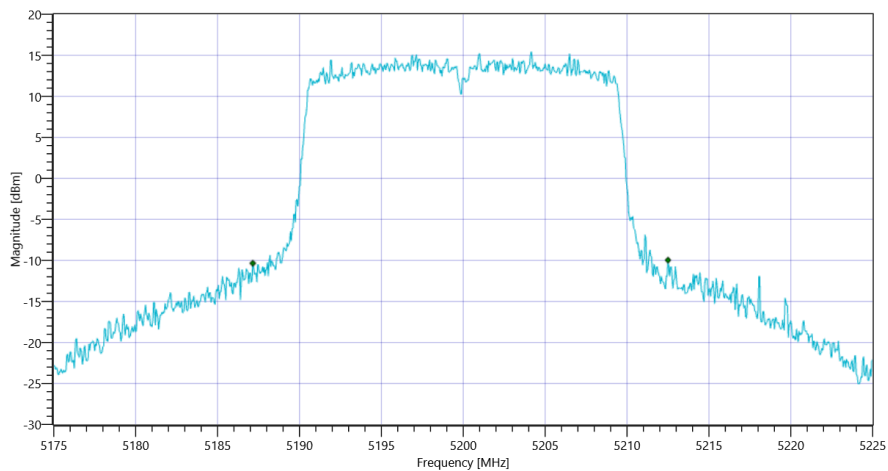
### Plot: Bandwidth within Band



FCC Part 15.407 & ISED Bandwidths ~ WLAN5Gx ax-HE20 U-NII-1

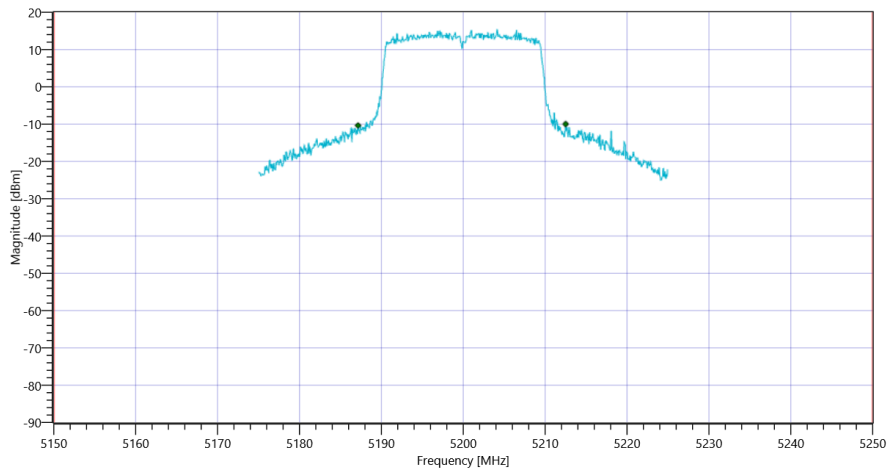
RESULT						
Test Description	Lower Limit	Upper Limit	Measured	Unit	Verdict	
Bandwidth 20dB	---	---	25.35	MHz	INFO	
T1 26dB	5150.000000	---	5187.1500	MHz	PASS	
T2 26dB	---	5250.000000	5212.5000	MHz	PASS	

Plot: Bandwidth only



FCC Part 15.407 & ISED Bandwidths ~ WLAN5Gx ax-HE20 U-NII-1 26dB

Plot: Bandwidth within Band



FCC Part 15.407 & ISSED Bandwidths ~ WLAN5Gx ax-HE20 U-NII-1

General verdict

PASS

## FCC Part 15.407 & ISED Bandwidths ~ WLAN5Gx ax-HE20 U-NII-2C

Test References	
TC Start	04.04.2022 17:35:50
Ambit Temp [°C]   Humidity [rel%]	26.0   17
System Version	3.0.6.0
Test Specification	FCC Part 15.407 & ISET RSS-GEN
Test Method	26dB Bandwidth KDB789033 D02, C.1 / ISED RSS-GEN
TC Version	0.0.1
My Description	FCC 15.407 Bandwidths - WLAN5Gx ax-HE20 U-NII-2C
Add. Information	

EUT Common Settings WLAN5Gx	
Number of Antenna Ports	4
User Interaction	No
Device Class UNII_1	AP indoor

Test Parameter	
Technology to test	WLAN5Gx ax-HE20 U-NII-2C
Antenna Port used	4
Temperature	nom
Voltage	nom
Frequency low to test	False   Freq [MHz] 5500
Frequency mid to test	False   Freq [MHz] 5600
Frequency high to test	True   Freq [MHz] 5700
Auto Control enabled Power Supply   Climatic Box	No   No
Additional Path Loss [dB]	0.5
Switched Path	EUT - SignalingUnit - SpectrumAnalyzer

Test Equipment	
Signal analyzer,Rohde&Schwarz,FSV-30,1321.3008K30/103809,3.70	
Switch matrix,CTCadvanced,RSM-1 NI DAQ,29655273,NI	

## Test at TX 5700 MHz

### RESULT: Reference Power cond.

Test Description	Lower Limit	Upper Limit	Measured	Unit	Verdict
Ref. Power 1MHz/1MHz cond.	---	---	14.14	dBm	INFO
Ref. Frequency	---	---	5703.000	MHz	INFO

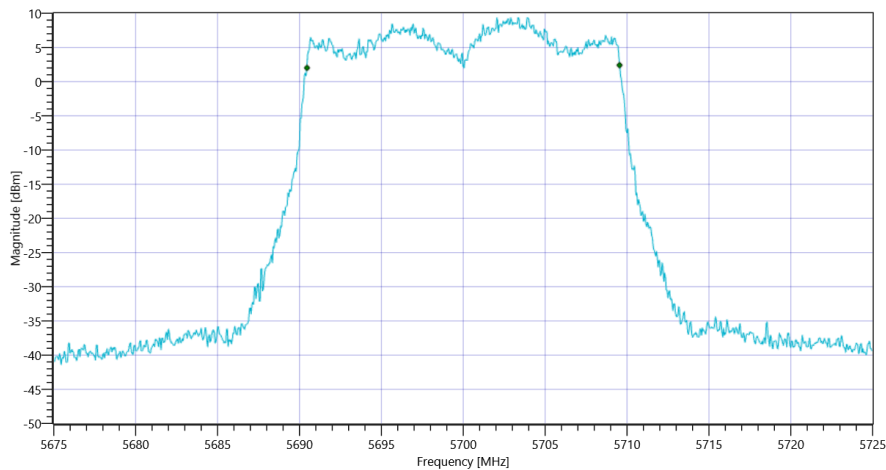
### READ SA SETTINGS:

RefLevel [dBm]   RefLevelOffset [dB]   InpAtt [dB]	22.14   11.14   30
Start [MHz]   Stop [MHz]	5675.000   5725.000
RBW [MHz]   VBW [MHz]	0.300000   1.000000
Detector   TraceMode	POS   MAXH
Sweep: Time [ms]   Count   Points per Section   Type	1   2500   1001   SWE

### RESULT

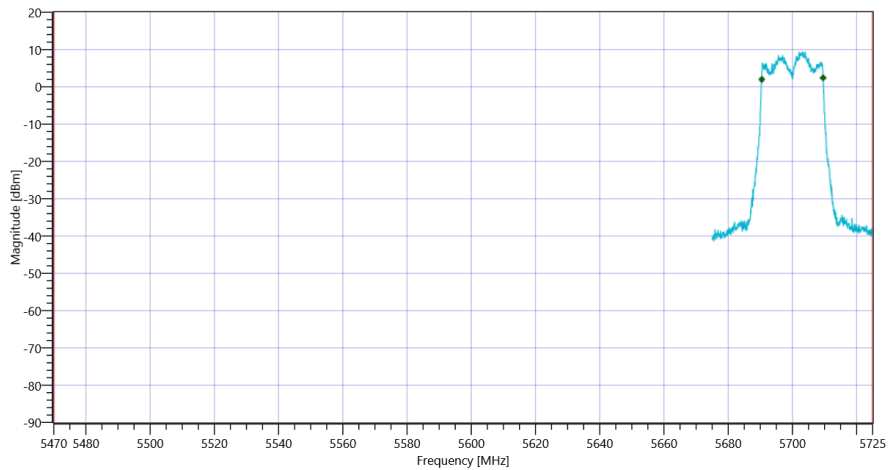
Test Description	Lower Limit	Upper Limit	Measured	Unit	Verdict
Bandwidth 99%	---	---	19.081	MHz	INFO
T1 99%	5470.000000	---	5690.4595	MHz	PASS since U-NII-3 is supported
T2 99%	---	5725.000000	5709.5405	MHz	

### Plot: Bandwidth only



FCC Part 15.407 & ISSED Bandwidths ~ WLAN5Gx ax-HE20 U-NII-2C 99PCT

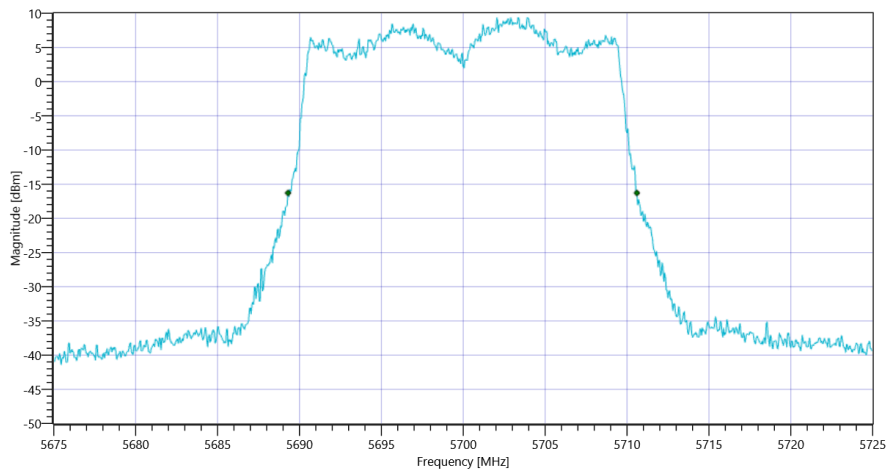
### Plot: Bandwidth within Band



FCC Part 15.407 & ISSED Bandwidths ~ WLAN5Gx ax-HE20 U-NII-2C

RESULT						
Test Description	Lower Limit	Upper Limit	Measured	Unit	Verdict	
Bandwidth 20dB	---	---	21.3	MHz	INFO	
T1 26dB	5470.000000	---	5689.3000	MHz	PASS since U-NII-3 is supported	
T2 26dB	---	5725.000000	5710.6000	MHz		

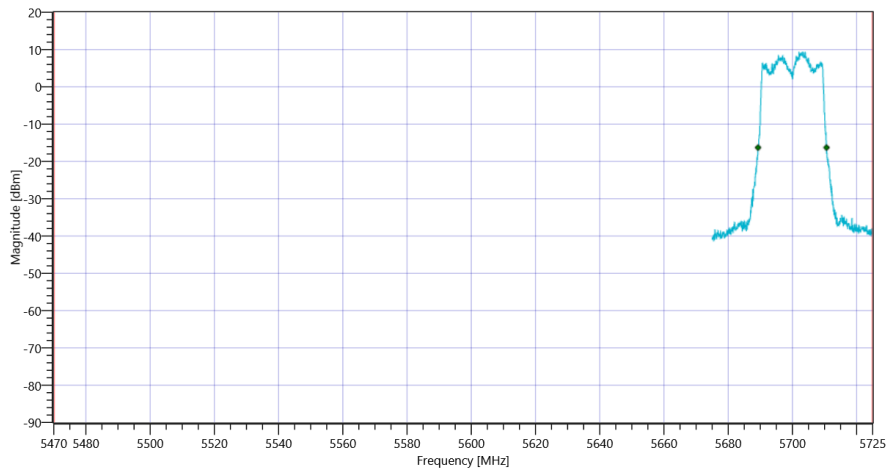
Plot: Bandwidth only



FCC Part 15.407 & ISSED Bandwidths ~ WLAN5Gx ax-HE20 U-NII-2C 26dB

Plot: Bandwidth within Band





FCC Part 15.407 & ISSED Bandwidths ~ WLAN5Gx ax-HE20 U-NII-2C

General verdict

PASS

## FCC Part 15.407 & ISED Bandwidths ~ WLAN5Gx ax-HE20 U-NII-2C

Test References	
TC Start	04.04.2022 17:33:07
Ambit Temp [°C]   Humidity [rel%]	26.2   17
System Version	3.0.6.0
Test Specification	FCC Part 15.407 & ISET RSS-GEN
Test Method	26dB Bandwidth KDB789033 D02, C.1 / ISED RSS-GEN
TC Version	0.0.1
My Description	FCC 15.407 Bandwidths - WLAN5Gx ax-HE20 U-NII-2C
Add. Information	

EUT Common Settings WLAN5Gx	
Number of Antenna Ports	4
User Interaction	No
Device Class UNII_1	AP indoor

Test Parameter	
Technology to test	WLAN5Gx ax-HE20 U-NII-2C
Antenna Port used	4
Temperature	nom
Voltage	nom
Frequency low to test	False   Freq [MHz] 5500
Frequency mid to test	True   Freq [MHz] 5600
Frequency high to test	False   Freq [MHz] 5700
Auto Control enabled Power Supply   Climatic Box	No   No
Additional Path Loss [dB]	0.5
Switched Path	EUT - SignalingUnit - SpectrumAnalyzer

Test Equipment	
Signal analyzer,Rohde&Schwarz,FSV-30,1321.3008K30/103809,3.70	
Switch matrix,CTCadvanced,RSM-1 NI DAQ,29655273,NI	

## Test at TX 5600 MHz

### RESULT: Reference Power cond.

Test Description	Lower Limit	Upper Limit	Measured	Unit	Verdict
Ref. Power 1MHz/1MHz cond.	---	---	12.39	dBm	INFO
Ref. Frequency	---	---	5598.200	MHz	INFO

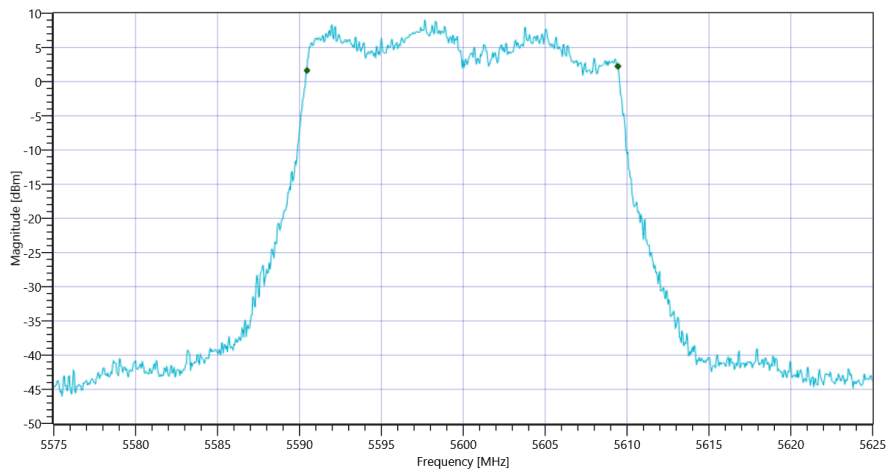
### READ SA SETTINGS:

RefLevel [dBm]   RefLevelOffset [dB]   InpAtt [dB]	20.39   11.16   25
Start [MHz]   Stop [MHz]	5575.000   5625.000
RBW [MHz]   VBW [MHz]	0.300000   1.000000
Detector   TraceMode	POS   MAXH
Sweep: Time [ms]   Count   Points per Section   Type	1   2500   1001   SWE

### RESULT

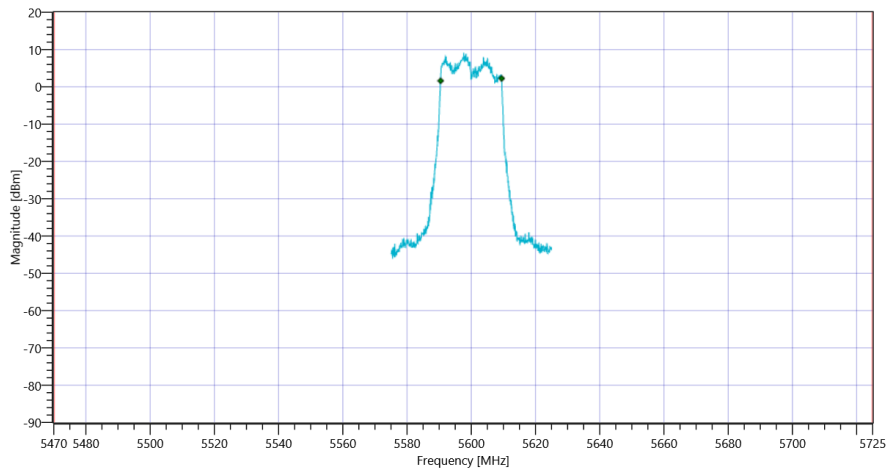
Test Description	Lower Limit	Upper Limit	Measured	Unit	Verdict
Bandwidth 99%	---	---	18.981	MHz	INFO
T1 99%	5470.000000	---	5590.4595	MHz	PASS since U-NII-3 is supported
T2 99%	---	5725.000000	5609.4406	MHz	

### Plot: Bandwidth only



FCC Part 15.407 & ISSED Bandwidths ~ WLAN5Gx ax-HE20 U-NII-2C 99PCT

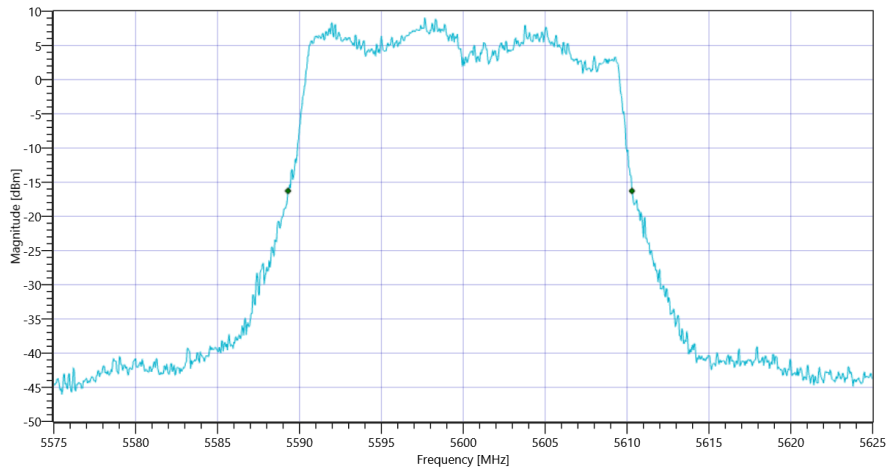
### Plot: Bandwidth within Band



FCC Part 15.407 & ISSED Bandwidths ~ WLAN5Gx ax-HE20 U-NII-2C

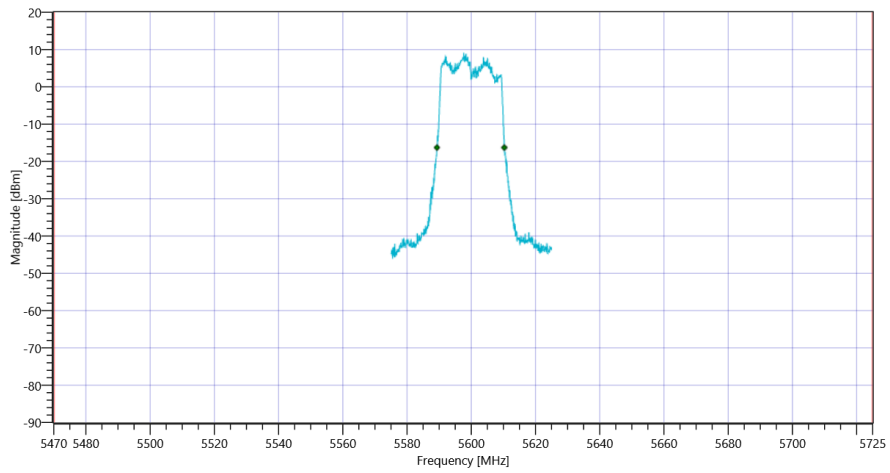
RESULT					
Test Description	Lower Limit	Upper Limit	Measured	Unit	Verdict
Bandwidth 20dB	---	---	21	MHz	INFO
T1 26dB	5470.000000	---	5589.3000	MHz	PASS since U-NII-3 is supported
T2 26dB	---	5725.000000	5610.3000	MHz	

Plot: Bandwidth only



FCC Part 15.407 & ISSED Bandwidths ~ WLAN5Gx ax-HE20 U-NII-2C 26dB

Plot: Bandwidth within Band



FCC Part 15.407 & ISSED Bandwidths ~ WLAN5Gx ax-HE20 U-NII-2C

General verdict

PASS

## FCC Part 15.407 & ISED Bandwidths ~ WLAN5Gx ax-HE20 U-NII-2C

Test References	
TC Start	04.04.2022 17:30:24
Ambit Temp [°C]   Humidity [rel%]	26.3   17
System Version	3.0.6.0
Test Specification	FCC Part 15.407 & ISET RSS-GEN
Test Method	26dB Bandwidth KDB789033 D02, C.1 / ISED RSS-GEN
TC Version	0.0.1
My Description	FCC 15.407 Bandwidths - WLAN5Gx ax-HE20 U-NII-2C
Add. Information	

EUT Common Settings WLAN5Gx	
Number of Antenna Ports	4
User Interaction	No
Device Class UNII_1	AP indoor

Test Parameter	
Technology to test	WLAN5Gx ax-HE20 U-NII-2C
Antenna Port used	4
Temperature	nom
Voltage	nom
Frequency low to test	True   Freq [MHz] 5500
Frequency mid to test	False   Freq [MHz] 5600
Frequency high to test	False   Freq [MHz] 5700
Auto Control enabled Power Supply   Climatic Box	No   No
Additional Path Loss [dB]	0.5
Switched Path	EUT - SignalingUnit - SpectrumAnalyzer

Test Equipment	
Signal analyzer,Rohde&Schwarz,FSV-30,1321.3008K30/103809,3.70	
Switch matrix,CTCadvanced,RSM-1 NI DAQ,29655273,NI	

## Test at TX 5500 MHz

### RESULT: Reference Power cond.

Test Description	Lower Limit	Upper Limit	Measured	Unit	Verdict
Ref. Power 1MHz/1MHz cond.	---	---	10.29	dBm	INFO
Ref. Frequency	---	---	5498.200	MHz	INFO

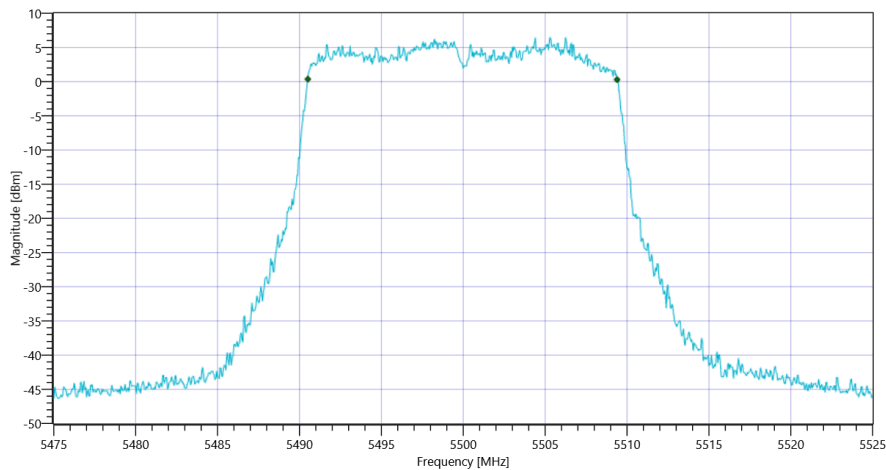
### READ SA SETTINGS:

RefLevel [dBm]   RefLevelOffset [dB]   InpAtt [dB]	18.29   11.14   25
Start [MHz]   Stop [MHz]	5475.000   5525.000
RBW [MHz]   VBW [MHz]	0.300000   1.000000
Detector   TraceMode	POS   MAXH
Sweep: Time [ms]   Count   Points per Section   Type	1   2500   1001   SWE

### RESULT

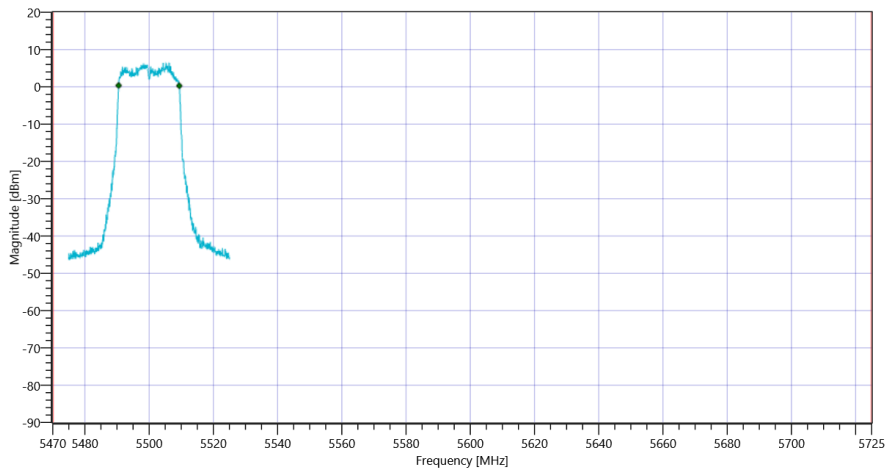
Test Description	Lower Limit	Upper Limit	Measured	Unit	Verdict
Bandwidth 99%	---	---	18.881	MHz	INFO
T1 99%	5470.000000	---	5490.5095	MHz	PASS since U-NII-3 is supported
T2 99%	---	5725.000000	5509.3906	MHz	

### Plot: Bandwidth only



FCC Part 15.407 & ISSED Bandwidths ~ WLAN5Gx ax-HE20 U-NII-2C 99PCT

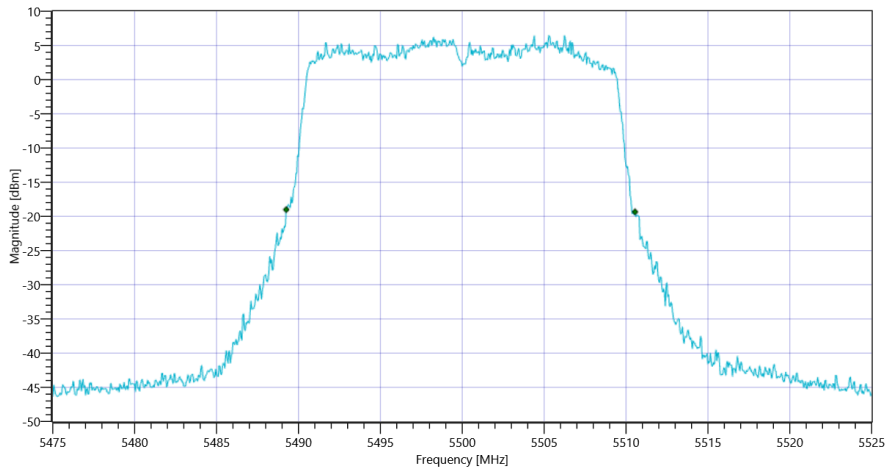
### Plot: Bandwidth within Band



FCC Part 15.407 & ISSED Bandwidths ~ WLAN5Gx ax-HE20 U-NII-2C

RESULT					
Test Description	Lower Limit	Upper Limit	Measured	Unit	Verdict
Bandwidth 20dB	---	---	21.3	MHz	INFO
T1 26dB	5470.000000	---	5489.2500	MHz	PASS since U-NII-3 is supported
T2 26dB	---	5725.000000	5510.5500	MHz	

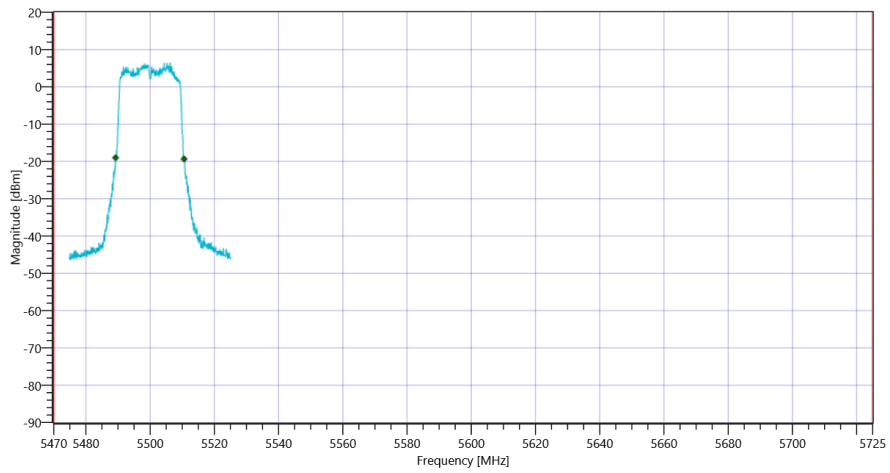
Plot: Bandwidth only



FCC Part 15.407 & ISSED Bandwidths ~ WLAN5Gx ax-HE20 U-NII-2C 26dB

Plot: Bandwidth within Band





FCC Part 15.407 & ISSED Bandwidths ~ WLAN5Gx ax-HE20 U-NII-2C

General verdict

PASS

## FCC Part 15.407 & ISED Bandwidths ~ WLAN5Gx ax-HE20 U-NII-2A

Test References	
TC Start	04.04.2022 17:27:42
Ambit Temp [°C]   Humidity [rel%]	26.5   17
System Version	3.0.6.0
Test Specification	FCC Part 15.407 & ISET RSS-GEN
Test Method	26dB Bandwidth KDB789033 D02, C.1 / ISED RSS-GEN
TC Version	0.0.1
My Description	FCC 15.407 Bandwidths - WLAN5Gx ax-HE20 U-NII-2A
Add. Information	

EUT Common Settings WLAN5Gx	
Number of Antenna Ports	4
User Interaction	No
Device Class UNII_1	AP indoor

Test Parameter	
Technology to test	WLAN5Gx ax-HE20 U-NII-2A
Antenna Port used	4
Temperature	nom
Voltage	nom
Frequency low to test	False   Freq [MHz] 5260
Frequency mid to test	False   Freq [MHz] 5300
Frequency high to test	True   Freq [MHz] 5320
Auto Control enabled Power Supply   Climatic Box	No   No
Additional Path Loss [dB]	0.5
Switched Path	EUT - SignalingUnit - SpectrumAnalyzer

Test Equipment	
Signal analyzer,Rohde&Schwarz,FSV-30,1321.3008K30/103809,3.70	
Switch matrix,CTCadvanced,RSM-1 NI DAQ,29655273,NI	

## Test at TX 5320 MHz

### RESULT: Reference Power cond.

Test Description	Lower Limit	Upper Limit	Measured	Unit	Verdict
Ref. Power 1MHz/1MHz cond.	---	---	10.90	dBm	INFO
Ref. Frequency	---	---	5315.400	MHz	INFO

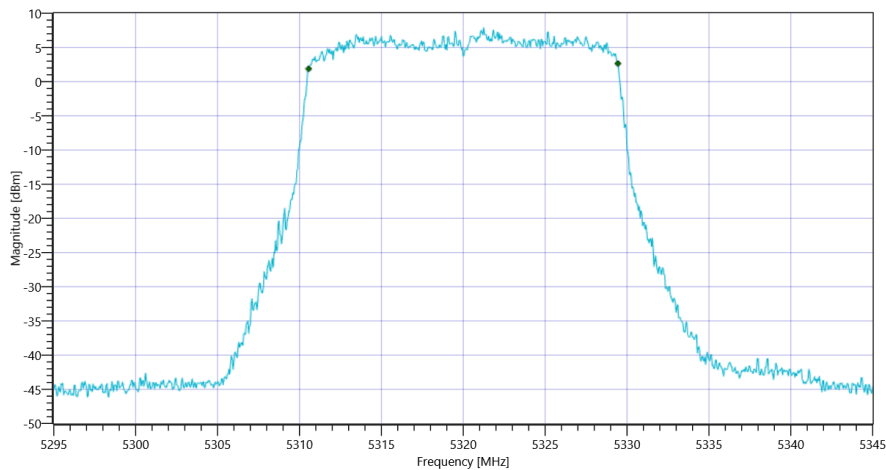
### READ SA SETTINGS:

RefLevel [dBm]   RefLevelOffset [dB]   InpAtt [dB]	18.90   11.28   25
Start [MHz]   Stop [MHz]	5295.000   5345.000
RBW [MHz]   VBW [MHz]	0.300000   1.000000
Detector   TraceMode	POS   MAXH
Sweep: Time [ms]   Count   Points per Section   Type	1   2500   1001   SWE

### RESULT

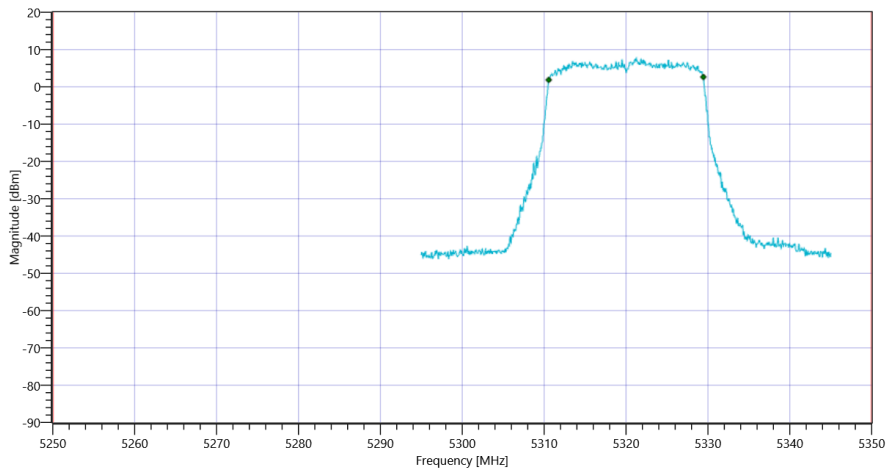
Test Description	Lower Limit	Upper Limit	Measured	Unit	Verdict
Bandwidth 99%	---	---	18.881	MHz	INFO
T1 99%	5250.000000	---	5310.5594	MHz	PASS since U-NII-1 is supported
T2 99%	---	5350.000000	5329.4406	MHz	PASS

### Plot: Bandwidth only



FCC Part 15.407 & ISSED Bandwidths ~ WLAN5Gx ax-HE20 U-NII-2A 99PCT

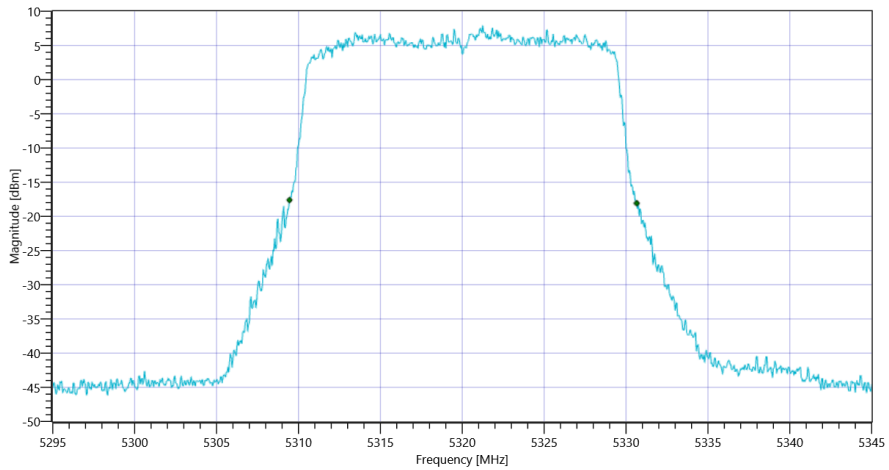
### Plot: Bandwidth within Band



FCC Part 15.407 & ISSED Bandwidths ~ WLAN5Gx ax-HE20 U-NII-2A

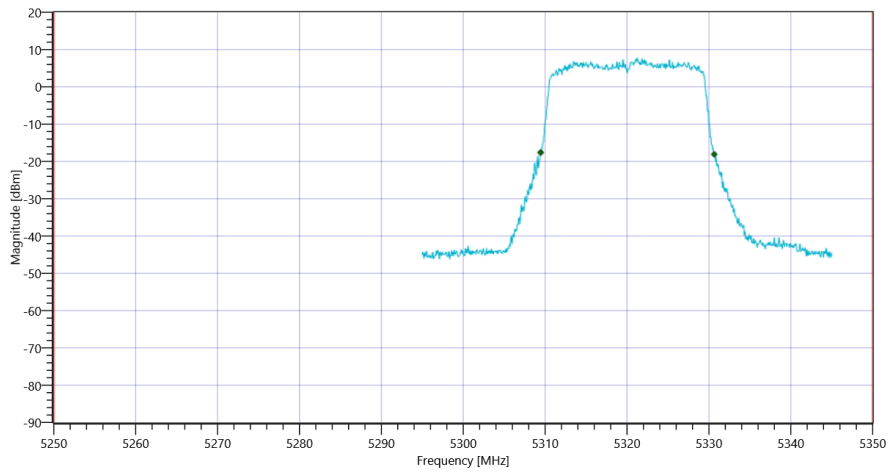
RESULT					
Test Description	Lower Limit	Upper Limit	Measured	Unit	Verdict
Bandwidth 20dB	---	---	21.2	MHz	INFO
T1 26dB	5250.000000	---	5309.4500	MHz	PASS since U-NII-1 is supported
T2 26dB	---	5335.000000	5330.6500	MHz	PASS

Plot: Bandwidth only



FCC Part 15.407 & ISSED Bandwidths ~ WLAN5Gx ax-HE20 U-NII-2A 26dB

Plot: Bandwidth within Band



FCC Part 15.407 & ISSED Bandwidths ~ WLAN5Gx ax-HE20 U-NII-2A

General verdict

PASS

## FCC Part 15.407 & ISED Bandwidths ~ WLAN5Gx ax-HE20 U-NII-2A

Test References	
TC Start	04.04.2022 17:24:58
Ambit Temp [°C]   Humidity [rel%]	26.9   16
System Version	3.0.6.0
Test Specification	FCC Part 15.407 & ISET RSS-GEN
Test Method	26dB Bandwidth KDB789033 D02, C.1 / ISED RSS-GEN
TC Version	0.0.1
My Description	FCC 15.407 Bandwidths - WLAN5Gx ax-HE20 U-NII-2A
Add. Information	

EUT Common Settings WLAN5Gx	
Number of Antenna Ports	4
User Interaction	No
Device Class UNII_1	AP indoor

Test Parameter	
Technology to test	WLAN5Gx ax-HE20 U-NII-2A
Antenna Port used	4
Temperature	nom
Voltage	nom
Frequency low to test	False   Freq [MHz] 5260
Frequency mid to test	True   Freq [MHz] 5300
Frequency high to test	False   Freq [MHz] 5320
Auto Control enabled Power Supply   Climatic Box	No   No
Additional Path Loss [dB]	0.5
Switched Path	EUT - SignalingUnit - SpectrumAnalyzer

Test Equipment	
Signal analyzer,Rohde&Schwarz,FSV-30,1321.3008K30/103809,3.70	
Switch matrix,CTCadvanced,RSM-1 NI DAQ,29655273,NI	

## Test at TX 5300 MHz

### RESULT: Reference Power cond.

Test Description	Lower Limit	Upper Limit	Measured	Unit	Verdict
Ref. Power 1MHz/1MHz cond.	---	---	12.40	dBm	INFO
Ref. Frequency	---	---	5294.810	MHz	INFO

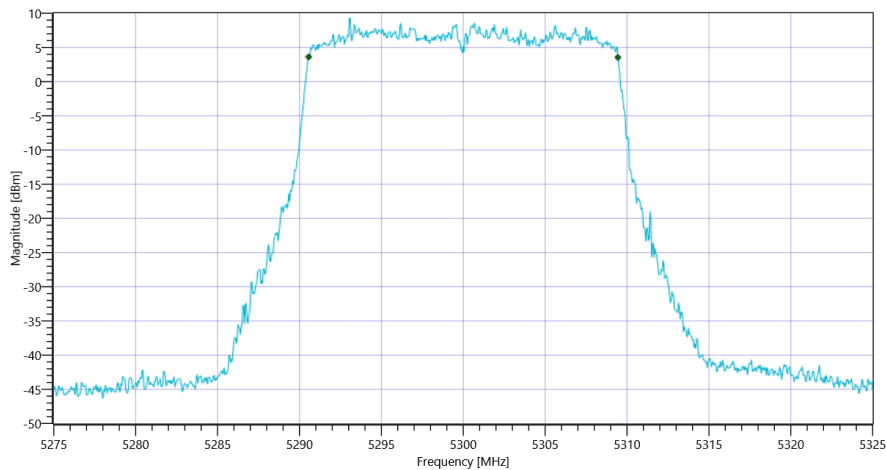
### READ SA SETTINGS:

RefLevel [dBm]   RefLevelOffset [dB]   InpAtt [dB]	20.41   11.32   25
Start [MHz]   Stop [MHz]	5275.000   5325.000
RBW [MHz]   VBW [MHz]	0.300000   1.000000
Detector   TraceMode	POS   MAXH
Sweep: Time [ms]   Count   Points per Section   Type	1   2500   1001   SWE

### RESULT

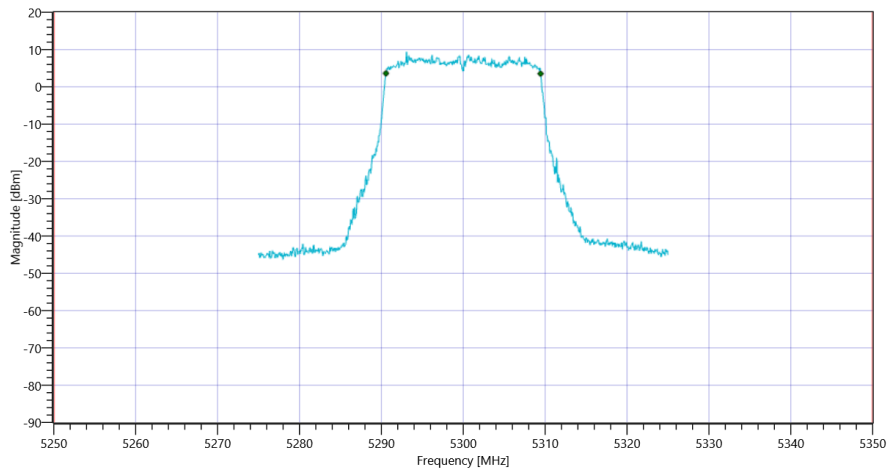
Test Description	Lower Limit	Upper Limit	Measured	Unit	Verdict
Bandwidth 99%	---	---	18.881	MHz	INFO
T1 99%	5250.000000	---	5290.5594	MHz	PASS since U-NII-1 is supported
T2 99%	---	5350.000000	5309.4406	MHz	PASS

### Plot: Bandwidth only



FCC Part 15.407 & ISSED Bandwidths ~ WLAN5Gx ax-HE20 U-NII-2A 99PCT

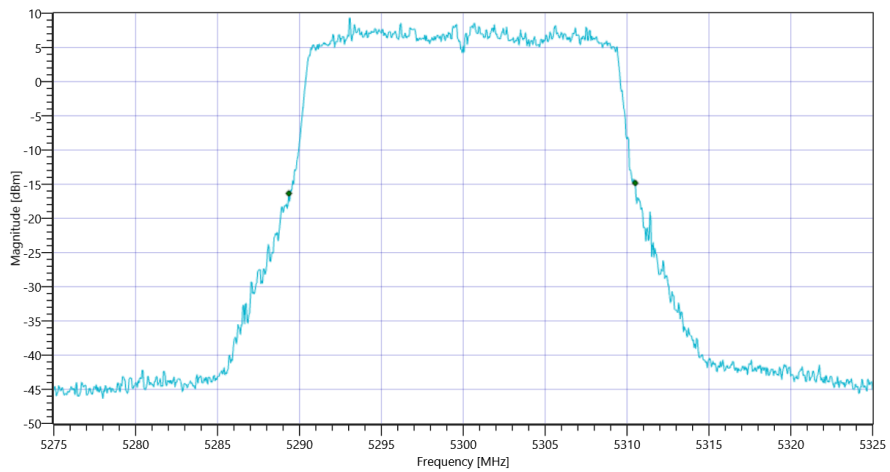
### Plot: Bandwidth within Band



FCC Part 15.407 & ISSED Bandwidths ~ WLAN5Gx ax-HE20 U-NII-2A

RESULT					
Test Description	Lower Limit	Upper Limit	Measured	Unit	Verdict
Bandwidth 20dB	---	---	21.15	MHz	INFO
T1 26dB	5250.000000	---	5289.3500	MHz	PASS since U-NII-1 is supported
T2 26dB	---	5350.000000	5310.5000	MHz	PASS

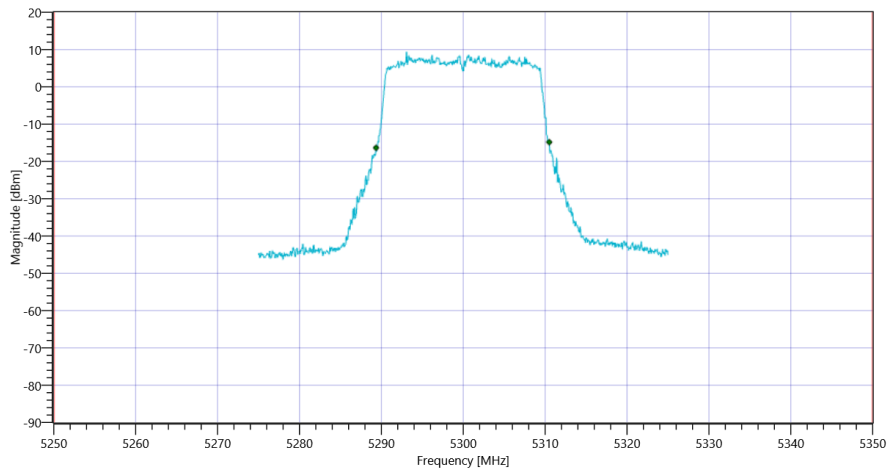
Plot: Bandwidth only



FCC Part 15.407 & ISSED Bandwidths ~ WLAN5Gx ax-HE20 U-NII-2A 26dB

Plot: Bandwidth within Band





FCC Part 15.407 & ISSED Bandwidths ~ WLAN5Gx ax-HE20 U-NII-2A

General verdict

PASS

## FCC Part 15.407 & ISED Bandwidths ~ WLAN5Gx ax-HE20 U-NII-2A

Test References	
TC Start	04.04.2022 17:22:15
Ambit Temp [°C]   Humidity [rel%]	27.3   16
System Version	3.0.6.0
Test Specification	FCC Part 15.407 & ISET RSS-GEN
Test Method	26dB Bandwidth KDB789033 D02, C.1 / ISED RSS-GEN
TC Version	0.0.1
My Description	FCC 15.407 Bandwidths - WLAN5Gx ax-HE20 U-NII-2A
Add. Information	

EUT Common Settings WLAN5Gx	
Number of Antenna Ports	4
User Interaction	No
Device Class UNII_1	AP indoor

Test Parameter	
Technology to test	WLAN5Gx ax-HE20 U-NII-2A
Antenna Port used	4
Temperature	nom
Voltage	nom
Frequency low to test	True   Freq [MHz] 5260
Frequency mid to test	False   Freq [MHz] 5300
Frequency high to test	False   Freq [MHz] 5320
Auto Control enabled Power Supply   Climatic Box	No   No
Additional Path Loss [dB]	0.5
Switched Path	EUT - SignalingUnit - SpectrumAnalyzer

Test Equipment	
Signal analyzer,Rohde&Schwarz,FSV-30,1321.3008K30/103809,3.70	
Switch matrix,CTCadvanced,RSM-1 NI DAQ,29655273,NI	

## Test at TX 5260 MHz

### RESULT: Reference Power cond.

Test Description	Lower Limit	Upper Limit	Measured	Unit	Verdict
Ref. Power 1MHz/1MHz cond.	---	---	16.17	dBm	INFO
Ref. Frequency	---	---	5265.000	MHz	INFO

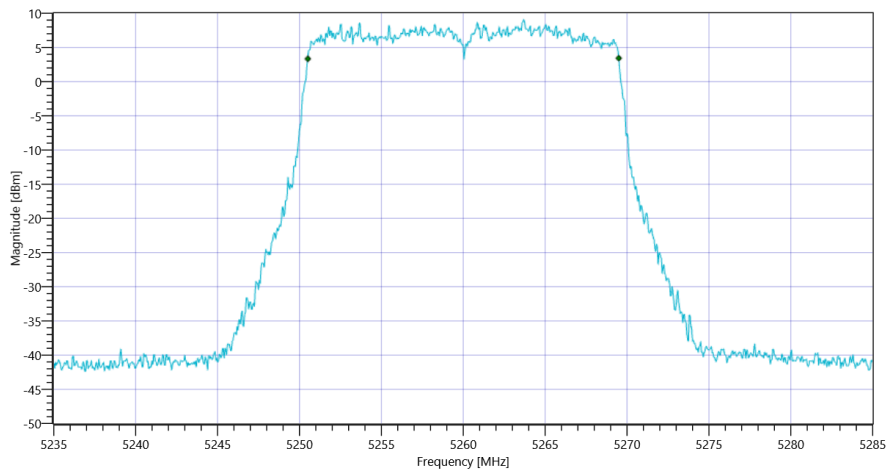
### READ SA SETTINGS:

RefLevel [dBm]   RefLevelOffset [dB]   InpAtt [dB]	24.17   11.33   30
Start [MHz]   Stop [MHz]	5235.000   5285.000
RBW [MHz]   VBW [MHz]	0.300000   1.000000
Detector   TraceMode	POS   MAXH
Sweep: Time [ms]   Count   Points per Section   Type	1   2500   1001   SWE

### RESULT

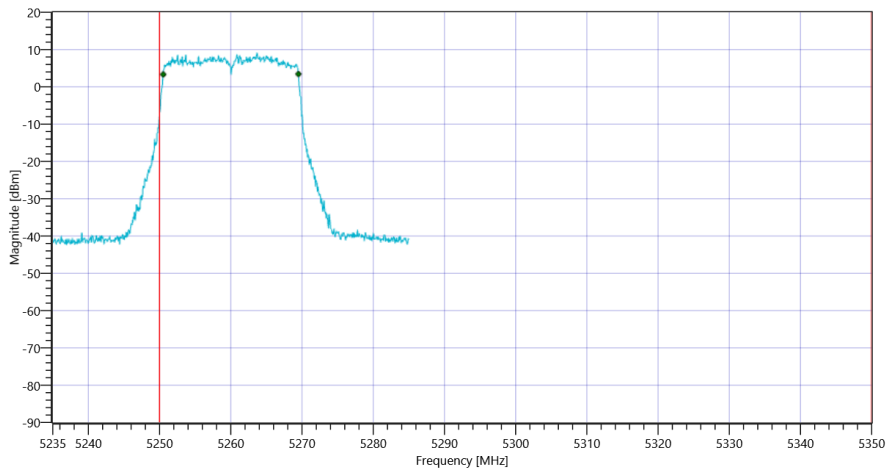
Test Description	Lower Limit	Upper Limit	Measured	Unit	Verdict
Bandwidth 99%	---	---	18.981	MHz	INFO
T1 99%	5250.000000	---	5250.5095	MHz	PASS since U-NII-1 is supported
T2 99%	---	5350.000000	5269.4905	MHz	PASS

### Plot: Bandwidth only



FCC Part 15.407 & ISSED Bandwidths ~ WLAN5Gx ax-HE20 U-NII-2A 99PCT

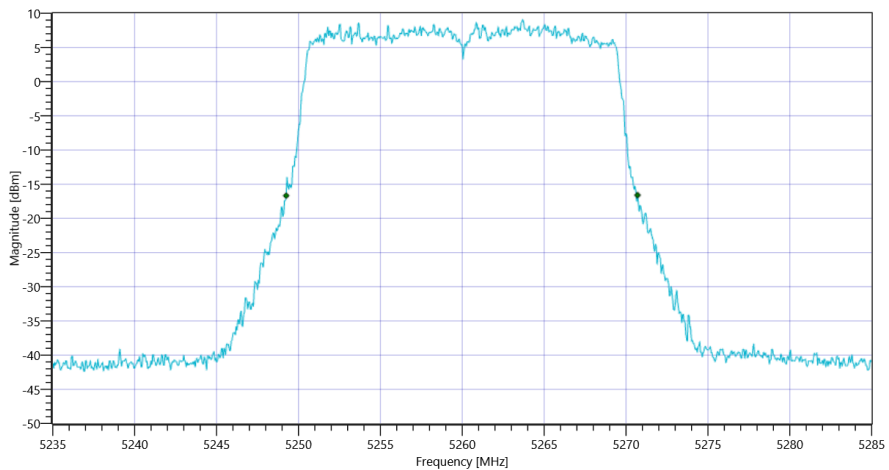
### Plot: Bandwidth within Band



FCC Part 15.407 & ISSED Bandwidths ~ WLAN5Gx ax-HE20 U-NII-2A

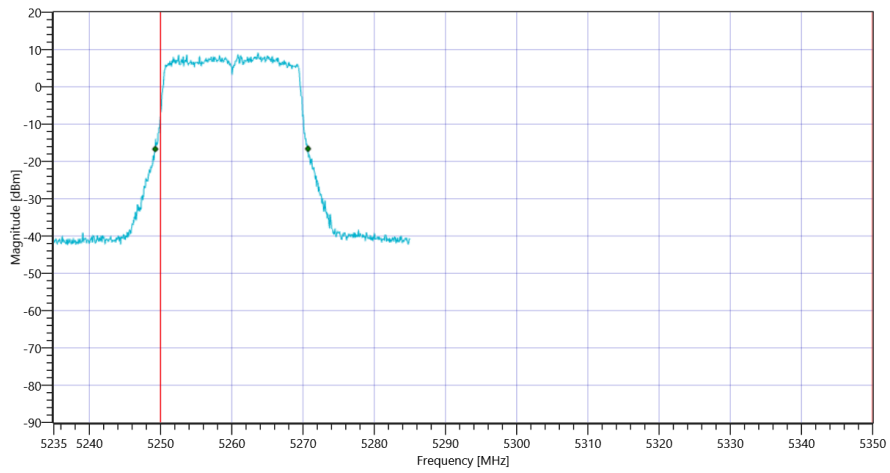
RESULT					
Test Description	Lower Limit	Upper Limit	Measured	Unit	Verdict
Bandwidth 20dB	---	---	21.45	MHz	INFO
T1 26dB	5250.000000	---	5249.2500	MHz	PASS since U-NII-1 is supported
T2 26dB	---	5350.000000	5270.7000	MHz	PASS

Plot: Bandwidth only



FCC Part 15.407 & ISSED Bandwidths ~ WLAN5Gx ax-HE20 U-NII-2A 26dB

Plot: Bandwidth within Band



FCC Part 15.407 & ISSED Bandwidths ~ WLAN5Gx ax-HE20 U-NII-2A

General verdict

PASS

## FCC Part 15.407 & ISED Bandwidths ~ WLAN5Gx ax-HE20 U-NII-1

Test References	
TC Start	04.04.2022 17:19:32
Ambit Temp [°C]   Humidity [rel%]	27.9   15
System Version	3.0.6.0
Test Specification	FCC Part 15.407 & ISET RSS-GEN
Test Method	26dB Bandwidth KDB789033 D02, C.1 / ISED RSS-GEN
TC Version	0.0.1
My Description	FCC 15.407 Bandwidths - WLAN5Gx ax-HE20 U-NII-1
Add. Information	

EUT Common Settings WLAN5Gx	
Number of Antenna Ports	4
User Interaction	No
Device Class UNII_1	AP indoor

Test Parameter	
Technology to test	WLAN5Gx ax-HE20 U-NII-1
Antenna Port used	4
Temperature	nom
Voltage	nom
Frequency low to test	False   Freq [MHz] 5180
Frequency mid to test	False   Freq [MHz] 5200
Frequency high to test	True   Freq [MHz] 5240
Auto Control enabled Power Supply   Climatic Box	No   No
Additional Path Loss [dB]	0.5
Switched Path	EUT - SignalingUnit - SpectrumAnalyzer

Test Equipment	
Signal analyzer,Rohde&Schwarz,FSV-30,1321.3008K30/103809,3.70	
Switch matrix,CTCadvanced,RSM-1 NI DAQ,29655273,NI	

## Test at TX 5240 MHz

### RESULT: Reference Power cond.

Test Description	Lower Limit	Upper Limit	Measured	Unit	Verdict
Ref. Power 1MHz/1MHz cond.	---	---	19.18	dBm	INFO
Ref. Frequency	---	---	5235.000	MHz	INFO

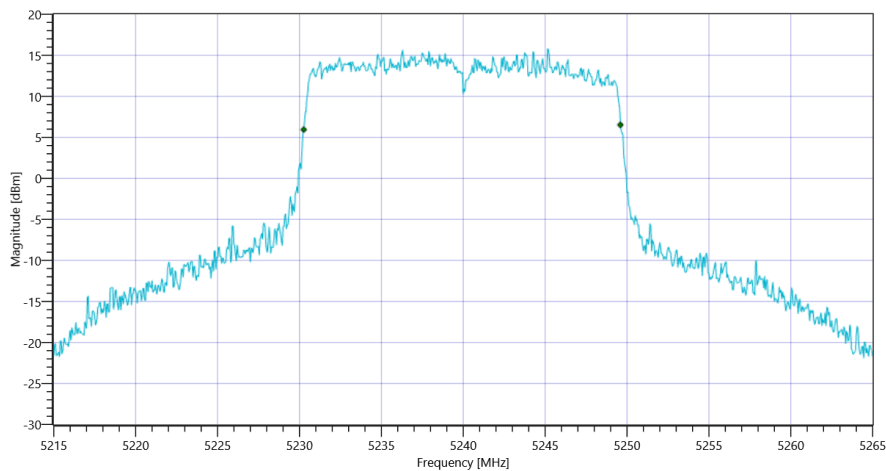
### READ SA SETTINGS:

RefLevel [dBm]   RefLevelOffset [dB]   InpAtt [dB]	27.18   11.32   35
Start [MHz]   Stop [MHz]	5215.000   5265.000
RBW [MHz]   VBW [MHz]	0.300000   1.000000
Detector   TraceMode	POS   MAXH
Sweep: Time [ms]   Count   Points per Section   Type	1   2500   1001   SWE

### RESULT

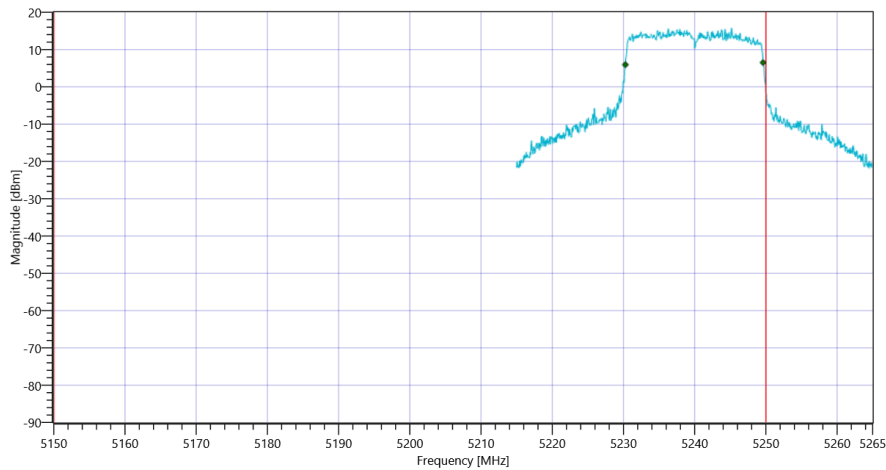
Test Description	Lower Limit	Upper Limit	Measured	Unit	Verdict
Bandwidth 99%	---	---	19.331	MHz	INFO
T1 99%	5150.000000	---	5230.2597	MHz	PASS
T2 99%	---	5250.000000	5249.5904	MHz	PASS

### Plot: Bandwidth only



FCC Part 15.407 & ISED Bandwidths ~ WLAN5Gx ax-HE20 U-NII-1 99PCT

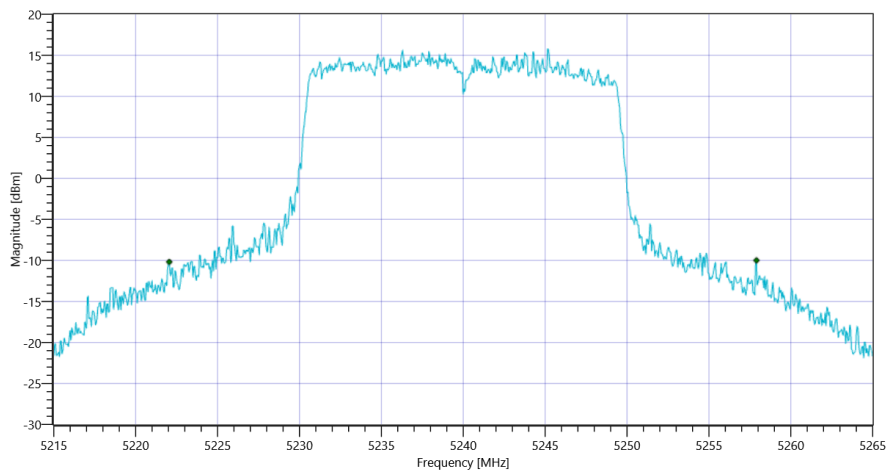
### Plot: Bandwidth within Band



FCC Part 15.407 & ISED Bandwidths ~ WLAN5Gx ax-HE20 U-NII-1

RESULT					
Test Description	Lower Limit	Upper Limit	Measured	Unit	Verdict
Bandwidth 20dB	---	---	35.85	MHz	INFO
T1 26dB	5150.000000	---	5222.0500	MHz	PASS
T2 26dB	---	5250.000000	5257.9000	MHz	DFS required

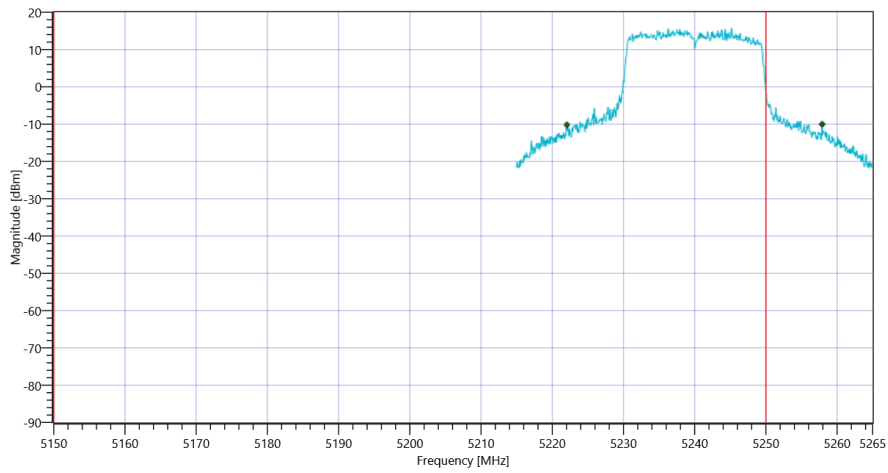
Plot: Bandwidth only



FCC Part 15.407 & ISED Bandwidths ~ WLAN5Gx ax-HE20 U-NII-1 26dB

Plot: Bandwidth within Band





FCC Part 15.407 & ISSED Bandwidths ~ WLAN5Gx ax-HE20 U-NII-1

General verdict

PASS

## FCC Part 15.407 & ISED Bandwidths ~ WLAN5Gx ax-HE20 U-NII-1

Test References	
TC Start	04.04.2022 17:16:43
Ambit Temp [°C]   Humidity [rel%]	29.1   14
System Version	3.0.6.0
Test Specification	FCC Part 15.407 & ISET RSS-GEN
Test Method	26dB Bandwidth KDB789033 D02, C.1 / ISED RSS-GEN
TC Version	0.0.1
My Description	FCC 15.407 Bandwidths - WLAN5Gx ax-HE20 U-NII-1
Add. Information	

EUT Common Settings WLAN5Gx	
Number of Antenna Ports	4
User Interaction	No
Device Class UNII_1	AP indoor

Test Parameter	
Technology to test	WLAN5Gx ax-HE20 U-NII-1
Antenna Port used	4
Temperature	nom
Voltage	nom
Frequency low to test	False   Freq [MHz] 5180
Frequency mid to test	True   Freq [MHz] 5200
Frequency high to test	False   Freq [MHz] 5240
Auto Control enabled Power Supply   Climatic Box	No   No
Additional Path Loss [dB]	0.5
Switched Path	EUT - SignalingUnit - SpectrumAnalyzer

Test Equipment	
Signal analyzer,Rohde&Schwarz,FSV-30,1321.3008K30/103809,3.70	
Switch matrix,CTCadvanced,RSM-1 NI DAQ,29655273,NI	

## Test at TX 5200 MHz

### RESULT: Reference Power cond.

Test Description	Lower Limit	Upper Limit	Measured	Unit	Verdict
Ref. Power 1MHz/1MHz cond.	---	---	18.94	dBm	INFO
Ref. Frequency	---	---	5196.000	MHz	INFO

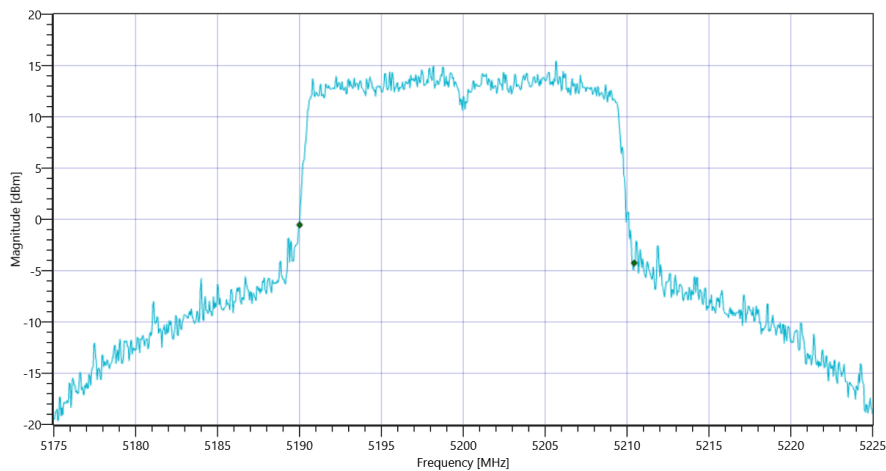
### READ SA SETTINGS:

RefLevel [dBm]   RefLevelOffset [dB]   InpAtt [dB]	26.94   11.27   35
Start [MHz]   Stop [MHz]	5175.000   5225.000
RBW [MHz]   VBW [MHz]	0.300000   1.000000
Detector   TraceMode	POS   MAXH
Sweep: Time [ms]   Count   Points per Section   Type	1   2500   1001   SWE

### RESULT

Test Description	Lower Limit	Upper Limit	Measured	Unit	Verdict
Bandwidth 99%	---	---	20.430	MHz	INFO
T1 99%	5150.000000	---	5190.0100	MHz	PASS
T2 99%	---	5250.000000	5210.4396	MHz	PASS

### Plot: Bandwidth only



FCC Part 15.407 & ISSED Bandwidths ~ WLAN5Gx ax-HE20 U-NII-1 99PCT

### Plot: Bandwidth within Band